

# Summer Reading Activities: (Pre-K Fiction)

Title of Book: \_\_\_\_\_ Author: \_\_\_\_\_

1) Read your picture book with someone at home and complete the sentence starter below. (Have an adult fill it in for you on a separate sheet of paper).

*I chose this book because...*



2) Read your picture book with someone outside in the summer sunshine! (Think the beach, under a tree, or in your backyard). Then, draw a picture depicting you reading in the setting you chose!



3) It's time to let your artistic abilities shine! After reading your picture book, illustrate your favorite scene from the story.



4) Visit a public library and check out a book. Have fun!

Which library did you visit?

\_\_\_\_\_

What book did you check out?

\_\_\_\_\_

(Have an adult fill in the above information).

5) Be creative and illustrate your favorite character from the book you read. Be sure to include the character's name along with your illustration!

Ruby



6) Choose two picture books by your favorite author and explore them with someone at home!

Author: \_\_\_\_\_

Title #1: \_\_\_\_\_

Title #2: \_\_\_\_\_

7) Get out your crayons or markers! Pick two characters from your picture book and complete a "Rainbow Write" for each character's name!

**Example:**



8) Imagine you are friendly with one of the characters in your picture book. Illustrate a drawing of the two of you spending time together. Maybe you are playing soccer, swimming, or reading!



9) Visit a public library and attend a summer program. (Public library events are attached).

Name of library and program:

\_\_\_\_\_  
\_\_\_\_\_








Librarian's Signature:

\_\_\_\_\_

# Summer Reading Activities: (Pre-K Nonfiction)

Title of Nonfiction Text: \_\_\_\_\_

Author: \_\_\_\_\_

<p>1) Visit a public library and check out a nonfiction book. Happy reading! *Have an adult fill in below:</p> <p>Which library did you visit?</p> <p>_____</p> <p>What book did you check out?</p> <p>_____</p> <p>_____</p>	<p>2) Find <b>one</b> new, unfamiliar word from your nonfiction book. Write the word and draw an illustration to go with it.</p> <p><i>Example:</i></p> <p style="text-align: center;">Marsupial</p> 	<p>3) It's time to let your artistic abilities shine! After reading your nonfiction book, illustrate your favorite part or picture. Give your illustration a title.</p> <p><i>Example:</i></p> <p style="text-align: center;"><u>Butterflies are Symmetrical</u></p> 
<p>4) Illustrate the front cover of your nonfiction book. Write one word describing how the book made you feel.</p>  <p style="text-align: center;">Excited!</p>	<p>5) Visit a public library and attend a summer program. <i>(Nonfiction related, if applicable)</i></p> <p>*Have an adult fill in below: Name of library &amp; program:</p> <p>_____</p> <p>_____</p> <p>Librarian's signature: _____</p> 	<p>6) Read 2 different nonfiction books about the <b>same topic</b>. Have an adult fill in the titles &amp; authors.</p> <p>Title 1: _____</p> <p>_____</p> <p>Author: _____</p> <p>Title 2: _____</p> <p>_____</p> <p>Author: _____</p>
<p>7) Read 2 nonfiction books by the <b>same author</b>. Have an adult fill in the titles and author.</p> <p>Author: _____</p> <p>Title 1: _____</p> <p>_____</p> <p>Title 2: _____</p> <p>_____</p>	<p>8) Imagine yourself in the setting of your book. Draw a picture of yourself in that same setting.</p> 	<p>9) Draw or print (pictures from the web) 3-5 images related to the topic of your nonfiction book. Label/title the images.</p> <p><i>Example:</i></p>  <p style="text-align: right;">a snapper</p>  <p style="text-align: right;">a sea star</p>