

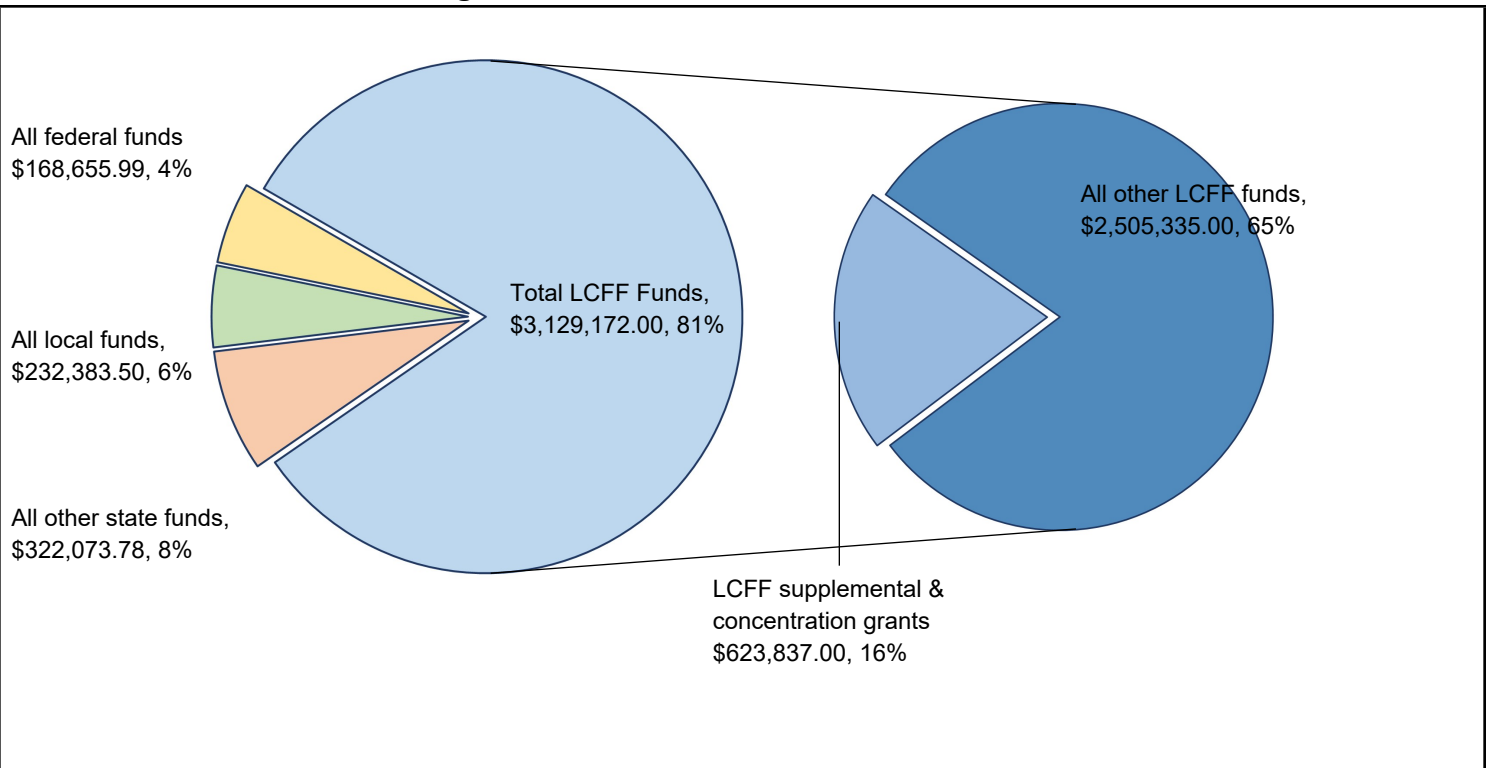
LCFF Budget Overview for Parents

DRAFT

Local Education Agency (LEA) Name: Cuyama Joint Unified School District
CDS Code: 42 75010 0000000
School Year: 2023-24
LEA contact information: Alfonso Gamino, (661) 766-2482, agamino@cuyamaunified.org

School districts receive funding from different sources: state funds under the Local Control Funding Formula (LCFF), other state funds, local funds, and federal funds. LCFF funds include a base level of funding for all LEAs and extra funding - called "supplemental and concentration" grants - to LEAs based on the enrollment of high needs students (foster youth, English learners, and low-income students).

Budget Overview for the 2023-24 School Year

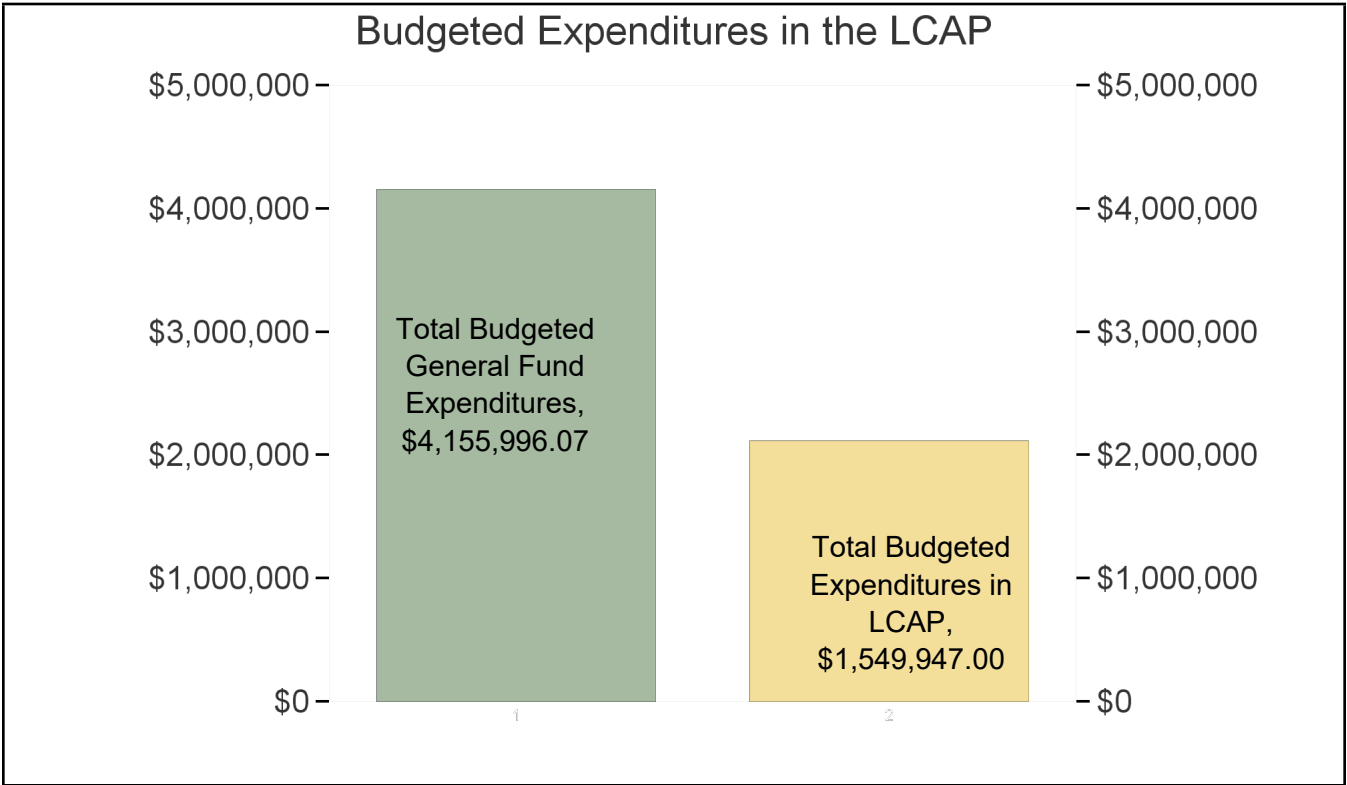


This chart shows the total general purpose revenue Cuyama Joint Unified School District expects to receive in the coming year from all sources.

The total revenue projected for Cuyama Joint Unified School District is \$3,852,285.27 of which \$3,129,172.00 is Local Control Funding Formula (LCFF), \$322,073.78 is other state funds, \$232,383.50 is local funds, and \$168,655.99 is federal funds. Of the \$3,129,172.00 in LCFF Funds, \$623,837.00 is generated based on the enrollment of high needs students (foster youth, English learner, and low-income students).

LCFF Budget Overview for Parents

The LCFF gives school districts more flexibility in deciding how to use state funds. In exchange, school districts must work with parents, educators, students, and the community to develop a Local Control and Accountability Plan (LCAP) that shows how they will use these funds to serve students.



This chart provides a quick summary of how much Cuyama Joint Unified School District plans to spend for 2023-24. It shows how much of the total is tied to planned actions and services in the LCAP.

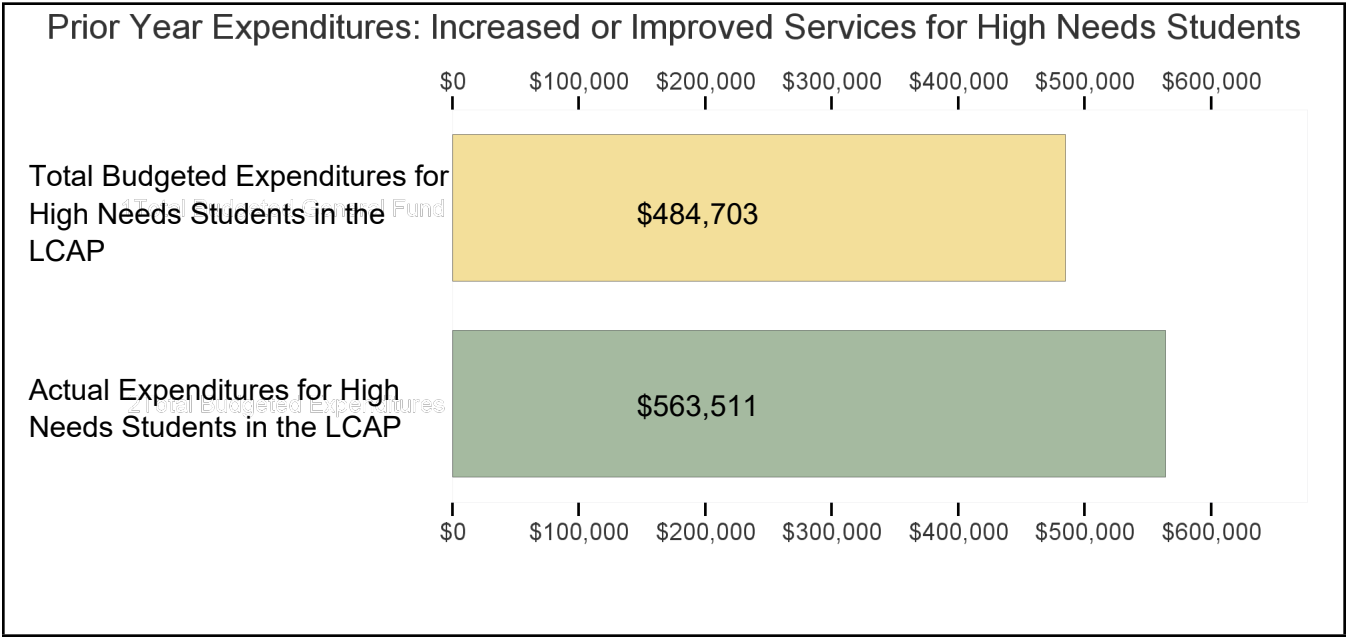
Cuyama Joint Unified School District plans to spend \$4,155,996.07 for the 2023-24 school year. Of that amount, \$1,549,947.00 is tied to actions/services in the LCAP and \$2,606,049.07 is not included in the LCAP. The budgeted expenditures that are not included in the LCAP will be used for the following: General Fund budget expenditures not shown in the LCAP are general operating costs such as facilities, leasing, and some contracts with service providers as well as the majority of staff costs.

Increased or Improved Services for High Needs Students in in the LCAP for the 2023-24 School Year

In 2023-24, Cuyama Joint Unified School District is projecting it will receive \$623,837.00 based on the enrollment of foster youth, English learner, and low-income students. Cuyama Joint Unified School District must describe how it intends to increase or improve services for high needs students in the LCAP. Cuyama Joint Unified School District plans to spend \$724,472.00 towards meeting this requirement, as described in the LCAP.

LCFF Budget Overview for Parents

Update on Increased or Improved Services for High Needs Students in 2022-23



This chart compares what Cuyama Joint Unified School District budgeted last year in the LCAP for actions and services that contribute to increasing or improving services for high needs students with what Cuyama Joint Unified School District estimates it has spent on actions and services that contribute to increasing or improving services for high needs students in the current year.

The text description of the above chart is as follows: In 2022-23, Cuyama Joint Unified School District's LCAP budgeted \$484,703.00 for planned actions to increase or improve services for high needs students. Cuyama Joint Unified School District actually spent \$563,511.00 for actions to increase or improve services for high needs students in 2022-23.

Local Control Accountability Plan

The instructions for completing the Local Control and Accountability Plan (LCAP) follow the template.

Local Educational Agency (LEA) Name	Contact Name and Title	Email and Phone
Cuyama Joint Unified School District	Alfonso Gamino Superintendent	agamino@cuyamaunified.org (661) 766-2482

Plan Summary [2023-24]

General Information

A description of the LEA, its schools, and its students in grades transitional kindergarten-12, as applicable to the LEA.

The Cuyama Joint Unified School District is a unified district in Santa Barbara county serving a rural community in grades TK-12. The district has 3 schools. The current enrollment is 183 students of which 50 are ELs, 145 are socio-economically disadvantaged, 33 are white, 146 are hispanic, 27 are students with disabilities and the district has 3 foster youth.

CJUSD offers an athletic program at the high school level for both genders. The district has six boys and six girls athletic teams that are supported by the local community. The high school is on a modified A-B block schedule that offers a wide variety of classes from online college courses to vocational education and remedial education. The elementary school has one teacher per grade level along with an after school program at the elementary school. The high school has the Future Leaders of America and the California Scholastic Federation as on campus organizations.

Every spring the district sponsors an antique car show that draws participants from all over California. Proceeds from this show go to the high school's ASB and post secondary scholarship fund.

The Values and Mission Statement of the CJUSD are:

Mission Statement: We are dedicated to the ideals of academic excellence and to the personal and social development of our students. Academic integrity is fostered in a climate which respects the unique needs of each individual. Our students develop a positive self-image, respect for the rights of others, and the ability to communicate effectively, think critically, meet challenges, and accept responsibility.

The faculty, staff, administrators and students are committed to creating a learning environment that encourages all residents of Cuyama Valley to expand their intellectual, creative, and social horizons. We challenge and support one another to realize our potential, to appreciate and contribute to the enrichment of our diverse community, as well as to develop a passion for life-long learning.

To ensure the success of this mission, we promote academic excellence in the teaching and scholarly activities for our faculty, encourage personalized learning, foster interactions and partnerships beyond our community and provide opportunities for intellectual, cultural and artistic enrichment. We, as educators, endeavor to create a student-centered educational community whose members support one another with mutual understanding and respect. We encourage all students to actively pursue the ways of knowing and the art of thinking.

Values: Every student who graduates from Cuyama Joint Unified School High School District will have the skills necessary to achieve their academic or occupational goals.

Reflections: Successes

A description of successes and/or progress based on a review of the California School Dashboard (Dashboard) and local data.

The LEA is most proud of the progress on the following state and local indicators.

36.1% - % meeting standard on CAASPP ELA (baseline = 18.2%) Data Source: CA CAASPP

16.7% - % meeting standard on CAASPP Math (baseline = 0.0%) Data Source: CA CAASPP

The LEA has included the following actions in the LCAP to assist in maintaining and building upon this progress: 01.01, 01.04 and 02.02 These actions will continue to staff classrooms in a manner to minimize combo classes at the ES., provide PD for teachers and paraprofessionals on MTSS and other topics. and continue to develop the MTSS tiered intervention system..

Reflections: Identified Need

A description of any areas that need significant improvement based on a review of Dashboard and local data, including any areas of low performance and significant performance gaps among student groups on Dashboard indicators, and any steps taken to address those areas.

The following state indicators were in the Lowest Performance Band overall or for at least one student group.

34.8% - % on Chronic absenteeism rate (CA Dashboard, Status) - All Students

The LEA has included the following actions in the LCAP to improve performance on these indicators: 02.06, 02.07 and 02.08

These actions will provide funding for athletic programs. continue to provide socialization and school connectedness activities like dances, parties, etc. and improving the attendance rate and reducing chronic absenteeism by ensuring that the Attendance and Student Study Team staff will meet monthly to review attendance data and work toward attendance improvements..

One need that has been identified based on local data is to increase the % of households responding to the *District Parent Survey* from the current 9% (metric 3.A.2).

There were no state indicators on the 22-23 school year CA School Dashboard in which any student group was two or more performance levels below the all student performance.

LCAP Highlights

A brief overview of the LCAP, including any key features that should be emphasized.

The 2023-24 LCAP has the following goals as top priorities:

- 01 - Ensure that all students can demonstrate proficiency in math and literacy skills for multiple College and Career Readiness options using both in-person and distance learning instructional opportunities.
- 02 - Develop the physical, and social-emotional health of students in a physically, socially and emotionally safe environment causing connectedness with the district to increase.

To measure this progress the LCAP calls for the following expected outcomes:

- 40% - % meeting standard on CAASPP ELA (Baseline: 18.2%)
- 25% - % meeting standard on CAASPP Math (Baseline: 0.0%)
- 18% - % meeting standard on CAASPP ELA (ELs) (Baseline: 7.4%)
- 10% - % meeting standard on CAASPP Math (ELs) (Baseline: 3.5%)
- 40% - % meeting standard on CAASPP ELA (Low Income) (Baseline: 31.6%)
- 25% - % meeting standard on CAASPP Math (Low Income) (Baseline: 17.3%)
- 80 - # on the *District School Climate Survey* overall index rating (Baseline: 74.1)

These actions focus on the academic outcomes of mainly the Low Income and EL students, as well as the district's overall climate.

The following actions are designed to assist in meeting the highlighted goals: 01.01, 01.04 and 02.02

- *01.01*: Continue to staff additional classrooms with teachers that are appropriately assigned and fully credentialed according to small district requirements, to minimize combo classes at the ES and to provide additional periods at the HS in ELA, ELD, and Math designed to provide support for unduplicated students. (6.01 FTE @ \$103,821 / FTE)
- *01.04*: Provide PD for teachers and paraprofessionals on some of the following: MTSS, SEL, ELD Standards, EL Redesignation, ELPAC and data analysis. [\(PD Plan\)](#)
- *02.02*: Continue to develop the MTSS tiered intervention system for all students (K-12) in need of strategic or intensive behavioral and social emotional interventions.

Comprehensive Support and Improvement

An LEA with a school or schools eligible for comprehensive support and improvement must respond to the following prompts.

Schools Identified

A list of the schools in the LEA that are eligible for comprehensive support and improvement.

No schools were identified for CSI.

Support for Identified Schools

A description of how the LEA has or will support its eligible schools in developing comprehensive support and improvement plans.

No schools were identified for CSI.

Monitoring and Evaluating Effectiveness

A description of how the LEA will monitor and evaluate the plan to support student and school improvement.

No schools were identified for CSI.

A summary of the process used to engage educational partners and how this engagement was considered before finalizing the LCAP.

The CJUSD administration team met to discuss both current year and next year's LCFF, LCAP, and progress towards completion of LCAP Actions on 2/20/2023 and 3/28/2023. During these meetings the admin team discussed all five sections of the LCAP and how all goals and the eight state priorities are covered by various actions in the plan. The group specifically discussed progress on last year's LCAP (Annual Update) and began initial planning for the coming year's LCAP. Administration input into the LCAP was informed by the following factors: discussions with teachers, classroom observations, daily professional experiences, professional judgment, and student achievement data.

CJUSD conducted a focus group with all teachers including certificated staff local bargaining unit members 1/23/2023. During the focus group a facilitator reviewed: the LCFF, the LCAP's purpose, the eight state priorities, the district's current LCAP including the district's goals, metric data, and key actions. Once the review was complete the focus group was broken into small groups. Each group was tasked with identifying traits that they want students to acquire, and actions that the district could take that would assist students in developing these traits. The groups then wrote the student traits and supporting actions on "digital" posters. These posters were then shared out with the rest of the group. After the focus group meeting the traits and actions on the posters were then aggregated and used to modify the district's goals as well as identify new and continued actions for the LCAP. The results can be found in the 2nd response section of this educational partner engagement section of the LCAP. An identical focus group process was used for the classified staff, student and parent / community educational partner groups.

CJUSD conducted a focus group with the non certificated staff including classified staff local bargaining unit members on 1/23/2023.

CJUSD conducted a focus group with the student educational partner group on 1/23/2023.

CJUSD conducted a focus group with the parent / community educational partner group on 1/23/2023.

CJUSD 's LCAP Committee met on 3/13/2023 and 4/18/2023. The committee consists of parents of low income students, English learners, and students with special needs. This body serves as the district's Parent Advisory Committee. During this meeting the committee reviewed the purpose of the LCAP and the eight state priorities. Once these topics were covered the committee began a review of both the progress on the current LCAP (Annual Update), and the coming year's Draft LCAP. All five sections of the Draft LCAP were reviewed. The committee members were asked for any concerns about or comments to the draft. The members were also asked if anyone wanted to submit written questions to be answered by the superintendent.

CJUSD 's DELAC met on 3/13/2023 and 4/18/2023. During this meeting the DELAC reviewed the purpose of the LCAP and the eight state priorities. A process similar to that used with the LCAP Committee meetings was followed in the DELAC meetings.

The Draft LCAP was posted on CJUSD s' website for review on 5/19/2023.

A group of certificated staff, classified staff, parents, and students served as the primary group used to conduct the Annual Update. This group consisted of parents of; low income students, english learners, and students with disabilities along with certificated and classified bargaining unit members, administrators, and students. This committee met on 3/20/2023 to review the progress made on the previous LCAP. The committee was tasked with determining the percentage of each action that had been completed along with creating a brief narrative describing the progress made on each action. To facilitate the process the committee was briefed on the state purposes and guidelines for LCFF and LCAP, as well as the district's current year LCAP. Participants were given a very brief

overview of the metrics that are used to measure LCAP progress.

On 5/25/2023 the CJUSD administration and LCAP team met with representatives of the SELPA to discuss the coming year's LCAP and how the LCAP might support the Special Education program.

A summary of the feedback provided by specific educational partners.

The board gave input that they were pleased with the focus and direction of the LCAP and encouraged the district to effectively implement the plan. The board held a Public Hearing on 6/15/2023 and approved the final version of the LCAP on 6/22/2023.

The administration team's feedback was primarily to discuss how to implement the LCAP and what specific priorities from the various educational partner groups were more readily achievable and based on this to provide a direction for the goals and actions within the LCAP.

The certificated staff focus group listed the following five traits and actions that they would like students to develop as top priorities.

Traits:

- 13% - Academically Proficient (Reading, Writing, Math)
- 13% - Critical Thinker (Analytical, Independent)
- 13% - Self-Aware (confident, focused, responsible)
- 08% - College / Career Ready
- 08% - Communicators (Active listener, articulate speaker)

Actions:

- 07% - Provide more problem solving classes.
- 07% - Provide more enrichment opportunities.
- 07% - Increase the academic rigor.
- 04% - Teach organization and responsibility through senior portfolio, community service projects, interactive notebooks, etc.
- 04% - Provide ethics instruction to students.

The classified staff focus group listed the following five traits and actions that they would like students to develop as top priorities.

Traits:

- 13% - Organized (time-management, note-taking, etc.)
- 08% - Life-Long Learners
- 08% - Problem Solvers
- 08% - Socially Responsible
- 08% - Proficient in English

Actions:

- 04% - Teach organization and responsibility through senior portfolio, community service projects, interactive notebooks, etc.
- 04% - Provide planners to all students.
- 04% - Increase the use of technology in instruction by both staff and students.
- 04% - Promote dual enrollment with local colleges.

04% - Provide instruction on responsible technology use.

The student focus group listed the following five traits and actions that they would like students to develop as top priorities.

Traits:

- 13% - College / Career Ready
- 09% - Critical Thinker (Analytical, Independent)
- 09% - Physically Healthy (healthy, physically fit)
- 09% - Technologically Proficient
- 06% - Communicators (Active listener, articulate speaker)

Actions:

- 05% - Provide more problem solving classes.
- 05% - Provide more leadership classes and opportunities.
- 05% - Take field trips to colleges.
- 05% - Provide more socialization activities.
- 05% - Provide more project based learning.

The parent / community focus group listed the following five traits and actions that they would like students to develop as top priorities.

Traits:

- 13% - Academically Proficient (Reading, Writing, Math)
- 13% - College / Career Ready
- 13% - Creative
- 13% - Effective Leaders
- 13% - Life-Long Learners

Actions:

- 06% - Create an additional English class as an elective.
- 06% - Provide more leadership classes and opportunities.
- 06% - Provide more college prep classes.
- 06% - Increase the academic rigor.
- 06% - Take field trips to colleges.

The LCAP Committee is serving as the advisory body to the superintendent with regards to edit and revisions of the LCAP. Any suggestions given by this committee were taken under advisement and if possible were incorporated into the Final LCAP.

The DELAC had several questions which were answered and a few comments for the plan. Any suggestions given by the DELAC were taken under advisement and if possible were incorporated into the Final LCAP.

The LCAP Annual Update Committee provided information on the progress, successes and challenges of the previous year's plans. While this committee did not provide specific feedback regarding the coming years' LCAP, the information from this group was used by administration and the LCAP Committee to inform the goals and actions in the LCAP.

The feedback from the SELPA was to provide some actions items in the LCAP that relate to the Special Education program as well as to briefly describe the program in the introductory section of the plan.

A description of the aspects of the LCAP that were influenced by specific input from educational partners.

CJUSD values the significant role that all educational partners played in contributing to the development of this LCAP. The process used for educational partner engagement is reflective of CJUSD's commitment to all members of the school community. The input of educational partners was essential in the review of data and especially in soliciting ideas regarding the future direction of the district including goals and actions for the LCAP as well as which metrics to focus on for measuring success. The following traits and actions were cited repeatedly by multiple educational partner groups signaling the importance attached to these and the desire to see these reflected in the LCAP.

Traits:

- 9% - College / Career Ready
- 8% - Critical Thinker (Analytical, Independent)
- 8% - Organized (time-management, note-taking, etc.)
- 8% - Technologically Proficient
- 7% - Academically Proficient (Reading, Writing, Math)

The traits Academically Proficient (Reading, Writing, Math) and College / Career Ready helped to inform the development of goal 01. The traits Organized (time-management, note-taking, etc.) and Technologically Proficient helped to inform the development of goal 02. These two goals are:

01: Ensure that all students can demonstrate proficiency in math and literacy skills for multiple College and Career Readiness options using both in-person and distance learning instructional opportunities.

02: Develop the physical, and social-emotional health of students in a physically, socially and emotionally safe environment causing connectedness with the district to increase.

Actions:

- 5% - Provide more problem solving classes.
- 4% - Take field trips to colleges.
- 4% - Provide more leadership classes and opportunities.
- 3% - Increase the academic rigor.
- 3% - Provide more enrichment opportunities.

The suggested actions listed above helped to inform the development of the following actions within the LCAP.

01.01: Continue to staff additional classrooms with teachers that are appropriately assigned and fully credentialed according to small district requirements, to minimize combo classes at the ES and to provide additional periods at the HS in ELA, ELD, and Math designed to provide support for unduplicated students. (6.01 FTE @ \$103,821 / FTE)

02.01: Provide upgraded computers that work in the computer labs and other classroom technology in designated classrooms i.e. yearbook and new teacher computers. Maintain new laptops and replace them on a maximum 5 year cycle.

01.05: Provide a path for students to acquire CCR skills at the H.S. including more opportunities for college prep courses or instruction at the H.S. (licenses to online college prep courses, Odyssey, equipment for career tech classes)

Goals and Actions

DRAFT

Goal

Goal #	Description
01	Ensure that all students can demonstrate proficiency in math and literacy skills for multiple College and Career Readiness options using both in-person and distance learning instructional opportunities.

An explanation of why the LEA has developed this goal.

Analysis of student performance on CAASP showed that at most 16.7% of students are proficient in both RLA and Math. Educational partner focus groups showed that having students be academically proficient in reading, writing and math as well as being college or career ready were tops priorities for a majority of educational partner groups. We plan to improve RLA and Math skills performance by closely monitoring metrics 4.A.1 - CAASPP ELA, 4.A.2 - CAASPP Math, 4. D Progress Towards English Proficiency.

Measuring and Reporting Results

Metric	Baseline	Year 1 Outcome	Year 2 Outcome	Year 3 Outcome	Desired Outcomes for 2025-26
1.A: Maintain the % of teachers who are appropriately assigned and fully credentialed in the subject area and for the pupils they are teaching at	83%	83%	95%		100%
1.B.1: Maintain the % of students with CA State Standards aligned core curriculum above	100%	100%	100%		100%
2.A: Increase the % implementation of CA State Standards for all students to	89%	94%	98%		90%
2.B: Increase the % implementation of SBE adopted ELD standards for all ELs to	96%	80%	74%		100%
4.A.1: Increase the % meeting standard on CAASPP ELA to	18.2%	27.1%	36.1%		40%
4.A.2: Increase the % meeting standard on CAASPP Math to	0.0%	6.3%	16.7%		25%
4.A.3: Increase the % meeting standard on CAASPP ELA (ELs) to	7.4%	9.5%	0%		18%
4.A.4: Increase the % meeting standard on CAASPP Math (ELs) to	3.5%	0.0%	0%		10%
4.A.5: Increase the % meeting standard on CAASPP ELA (Low Income) to	31.6%	22.1%	28.4%		40%
4.A.6: Increase the % meeting standard on CAASPP Math (Low Income) to	17.3%	3.9%	8.1%		25%
4.C: Increase the % of students successfully completing A-G requirements to	55.5%	63.0%	22.0%		65%
4.D: Maintain the % of ELs making progress towards English Proficiency (CA	66.7%	N/D	54.5%		67%

Dashboard, Status) above					
4.E: Increase the % of ELs reclassified (Reclassification Rate) to	60.0%	34.7%	7.0%		15%
4.F: % of AP exam passes to total students with a three or higher	0%	0%	0%		0%
4.G: Increase the % of students CCR based on EAP (CA Dashboard, Status) to	N/D	N/D	N/D		N/D
4.H: Maintain the % of English Learner Progress (CA Dashboard, Status) above	N/D	N/D	54.5%		N/D
8.A: Maintain the % of students completing 2 formative local assessments to	100%	20%	77%		100%

Actions

Action #	Title	Description	Total Funds	Contributing
01.01	Class-size Reduction	01.01: Continue to staff additional classrooms with teachers that are appropriately assigned and fully credentialed according to small district requirements, to minimize combo classes at the ES and to provide additional periods at the HS in ELA, ELD, and Math designed to provide support for unduplicated students. (6.01 FTE @ \$103,821 / FTE)	\$623,837.00	Yes
01.02	Instructional Materials	01.02: Purchase additional materials for classrooms instruction including: ancillary materials in core subjects, paper based materials and computer based services.	\$28,665.00	No
01.03	RTI / ASES Program Coordinator	01.03: Staff a Program Coordinator position that will run the: EL Program, RTI program, Assessment Program, ASES program. This position will be the district lead on intervening with Pupil learning loss at the K-8 level. (1 FTE @ \$103,821 / FTE)	\$103,821.00	Yes
01.04	Professional Development	01.04: Provide PD for teachers and paraprofessionals on some of the following: MTSS, SEL, ELD Standards, EL Redesignation, ELPAC and data analysis. (PD Plan)	\$10,290.00	No

01.05	College Career Ready at the H.S.	01.05: Provide a path for students to acquire CCR skills at the H.S. including more opportunities for college prep courses or instruction at the H. S. (licenses to online college prep courses, Odyssey, equipment for career tech classes)	\$10,000.00	No
01.06	In-School and After-School CCR Enrichment	01.06: Continue the enriched in-school and after-school CCR programs at the E.S. (i.e. school visual and performing arts, digital media, assemblies, local artists etc.)	\$0.00	No
01.07	Writing Program PD	01.07: Provide teachers PD to assist in developing a better writing program throughout the district that uses consistent norms across grade levels and across subjects. (This action was discontinued. for the 2023-2024 LCAP)	\$0.00	No
01.08	Instructional Support Positions	01.08: Staff all appropriate instructional support positions including the library/media technician.	\$107,590.00	No
01.09	Special Education Consortium	01.09: Contract with SBCEO for special education services including 2 special ed teachers and 5 special ed instructional aides. (SEP)	\$343,948.00	No
01.10	Special Ed Services	01.10: Provide special education services through the SBCEO contract such as: speech / language therapy, psychologist counseling, physical / occupational therapy and orientation and mobility and assistive technology services, to all students who qualify. (SEP)	\$15,000.00	No
01.11	MTSS (Academic)	01.11: Continue to develop the MTSS tiered intervention system for all students (K-12) in need of strategic or intensive academic, behavioral, and social emotional interventions. The academic interventions will include both ELA and Math and will comply with SBE time recommendations.	\$1,000.00	No

Goal Analysis for 2022-23

An analysis of how this goal was carried out in the previous year.

A description of any substantive differences in planned actions and actual implementation of these actions.

One action in this goal had substantive differences between the planned action and the actual action.

- 01.07: Provide teachers PD to assist in developing a better writing program throughout the district that uses consistent norms across grade levels and across subjects.

The following is the substantive difference for the action listed above.

- 01.07: We have not implemented this action.

An explanation of material differences between Budgeted Expenditures and Estimated Actual Expenditures and/or Planned Percentages of Improved Services and Estimated Actual Percentages of Improved Services.

The following action had significant differences between the budgeted and the actual expenditures:

- 01.01: Staff additional classrooms with teachers that are appropriately assigned and fully credentialed according to small district requirements, to minimize combo classes at the ES and to provide additional periods at the HS in ELA, ELD, and Math designed to provide support for unduplicated students. *Planned Expenditure = \$400,060; Actual Estimated Expenditure = \$475,521; Difference = \$75,461.*

The reasons for the difference in budgeted and actual expenditures is:

- 01.01: CJUSD used the additional S&C funds that were above those estimated to fund the incremental cost increase for these teaching positions.

An explanation of how effective the specific actions were in making progress toward the goal.

The following metrics have been selected to show how the district is progressing towards achievement of this goal.

1.A - % of teachers who are appropriately assigned and fully credentialed in the subject area and for the pupils they are teaching - (BL - 83% '21-22' - 95%)

4.A.1 - % meeting standard on CAASPP ELA - (BL - 18.2% '21-22' - 36.1%)

4.A.3 - % meeting standard on CAASPP ELA (ELs) - (BL - 7.4% '21-22' - 0%)

Below is a list of actions that educational partners found were contributing to achieving the stated goal and improving the metrics listed above. The action is followed by a brief description of the action's effectiveness in italics.

- 01.03: Staff a Program Coordinator position that will run the: EL Program, RTI program, Assessment Program, ASES program. This position will be the district lead on intervening with Pupil learning loss at the K-8 level. - *A major focus of this position is to support RTI, especially in ELA. Proficiency on CAASPP ELA went from 27.1% (20-21) to 36.1% (21-22).*

- 01.05: Provide a path for students to acquire CCR skills at the H.S. including more opportunities for college prep courses or instruction at the H.S. (licenses to online college prep courses, equipment for career tech classes) - *We believe it was effective because there was more variety in elective opportunities for students.*

Below is a list of actions that educational partners found were not effectively contributing to achieving the stated goal and improving the metrics listed above during the current year. The action is followed by a brief description of the action's effectiveness in italics.

- 01.04: Provide PD for teachers and paraprofessionals on some of the following: MTSS, PBIS, ELD Standards, EL Redesignation, ELPAC. - The MTSS components of this action shall focus in strategies that can be employed in both a distance learning environment and can also be used during in person instruction. - *Educational partners determined that this action was not effective, because most of the PD focused on only SEL. PD on some of the other topics would be helpful. The SEL PD was effective based on results from the ESE Student Climate Survey (MS-HS) Item 35) where only 12.3% of students said that they felt extreme sadness during the previous 12 months.*

- 01.07: Provide teachers PD to assist in developing a better writing program throughout the district that uses consistent norms across grade levels and across subjects. - *CJUSD did not make any progress on this action; therefore, this action was ineffective.*

- 01.08: Staff all appropriate instructional support positions including the library/media technician. - *Partially effective, only because we rarely see her due to her*

being needed as a substitute teacher at the ES. The library media technician was pulled away too much during the school year to substitute in classrooms.
 - 01.09: Contract with SBCEO for special education services including 2 special ed teachers and 5 special ed instructional aides. - *The teachers are effective. More support staff is needed. On the CAASPP ELA 10.5% (22-23) of students were proficient.*

The following metrics report outcome data from the 21-22 school year.

- 1.A - % of teachers who are appropriately assigned and fully credentialed in the subject area and for the pupils they are teaching
- 1.B.1 - % of students with CA State Standards aligned core curriculum
- 4.A.1 - % meeting standard on CAASPP ELA
- 4.A.2 - % meeting standard on CAASPP Math
- 4.A.3 - % meeting standard on CAASPP ELA (ELs)
- 4.A.4 - % meeting standard on CAASPP Math (ELs)
- 4.A.5 - % meeting standard on CAASPP ELA (Low Income)
- 4.A.6 - % meeting standard on CAASPP Math (Low Income)
- 4.D - % of ELs making progress towards English Proficiency (CA Dashboard, Status)
- 4.E - % of ELs reclassified (Reclassification Rate)
- 4.F - % of AP exam passes to total students with a three or higher
- 4.G - % of students CCR based on EAP (CA Dashboard, Status)
- 4.H - % of English Learner Progress (CA Dashboard, Status)

There are no metrics with outcome data for the 22-23 school year.

A description of any changes made to the planned goal, metrics, desired outcomes, or actions for the coming year that resulted from reflections on prior practice.

This goal remains unchanged in the 2023-24 LCAP.

No metrics in this goal were added as new or deleted in the 2023-24 LCAP.

The following are lists of actions that were added, deleted, modified, deleted and combined, or completed in the 2023-24 LCAP.

- 01.01: Staff additional classrooms with teachers that are appropriately assigned and fully credentialed according to small district requirements, to minimize combo classes at the ES and to provide additional periods at the HS in ELA, ELD, and Math designed to provide support for unduplicated students. (4.01 FTE @ \$99,829 / FTE) - Modified, to read *01.01: Continue to staff additional classrooms with teachers that are appropriately assigned and fully credentialed according to small district requirements, to minimize combo classes at the ES and to provide additional periods at the HS in ELA, ELD, and Math designed to provide support for unduplicated students. (6.01 FTE @ \$103,821 / FTE)*
- 01.02: Purchase additional materials for classrooms instruction including paper based materials and computer based services. - The focus will be on purchasing new CASS-aligned curriculum that can be used in the current COVID environment, but also be used effectively in a traditional setting to facilitate learning when the transition to in-person instruction is made. - Modified, to read *01.02: Purchase additional materials for classrooms instruction including:*

ancillary materials in core subjects, paper based materials and computer based services.

- 01.04: Provide PD for teachers and paraprofessionals on some of the following: MTSS, PBIS, ELD Standards, EL Redesignation, ELPAC. - The MTSS components of this action shall focus in strategies that can be employed in both a distance learning environment and can also be used during in person instruction. (PD Plan) - Modified, to read 01.04: Provide PD for teachers and paraprofessionals on some of the following: MTSS, SEL, ELD Standards, EL Redesignation, ELPAC and data analysis. (PD Plan)
- 01.05: Provide a path for students to acquire CCR skills at the H.S. including more opportunities for college prep courses or instruction at the H.S. (licenses to online college prep courses, equipment for career tech classes) - Modified, to read 01.05: Provide a path for students to acquire CCR skills at the H.S. including more opportunities for college prep courses or instruction at the H.S. (licenses to online college prep courses, Odyssey, equipment for career tech classes)
- 01.07: Provide teachers PD to assist in developing a better writing program throughout the district that uses consistent norms across grade levels and across subjects. - Deleted, - This action was discontinued because the district has continually failed to make progress on it, and educational partners determined there are other actions of higher priority.
- 01.10: Provide special education services such as: speech / language therapy, psychologist counseling, physical / occupational therapy and orientation and mobility and assistive technology services, to all students who qualify. (SEP) - Modified, to read 01.10: Provide special education services through the SBCEO contract such as: speech / language therapy, psychologist counseling, physical / occupational therapy and orientation and mobility and assistive technology services, to all students who qualify. (SEP)
- 01.11: Continue to develop the MTSS tiered intervention system for all students (K-12) in need of strategic or intensive academic, behavioral, and social emotional interventions. The academic interventions will include both ELA and Math and will comply with SBE time recommendations. - New Action

A report of the Total Estimated Actual Expenditures for last year's actions may be found in the Annual Update Table. A report of the Estimated Actual Percentages of Improved Services for last year's actions may be found in the Contributing Actions Annual Update Table.

Goal

Goal #	Description
02	Develop the physical, and social-emotional health of students in a physically, socially and emotionally safe environment causing connectedness with the district to increase.

An explanation of why the LEA has developed this goal.

Analysis of data such as the Chronic Absenteeism Rate (BL - 11.3% ; '20-21' - 27.0% ; '21-22' - 34.8%) showed that engagement and connectedness with the school can increase. Educational partner focus groups showed the desire to have students be college and career ready and to be more self-aware / responsible. There is a consensus among the educational partners that students need to be in school in order to develop these attributes. CJUSD plans to improve the outcomes on the Chronic Absenteeism Rate and the Suspension Rate over the course of this plan. The district plans to do this by: running a strong ASES program, providing SEL professional development to staff, and providing socialization and school connectedness activities.

Measuring and Reporting Results

Metric	Baseline	Year 1 Outcome	Year 2 Outcome	Year 3 Outcome	Desired Outcomes for 2025-26
1.B.2: Increase the % of ELs with CA State Standards aligned ELD curriculum to	100%	100%	100%		100%
1.C: Maintain the % on the <i>Facilities Inspection Tool</i> overall rating above	75%	87.9%	87.9%		90%
5.A: Maintain the School attendance rate above	91.4%	90.4%	89.3%		93%
5.B: Decrease the % on Chronic absenteeism rate (CA Dashboard, Status) to	11.3%	27.0%	34.8%		10.0%
5.C: Maintain the % on Middle school dropout rate at	0%	0%	0%		0%
5.D: Maintain the % on High school dropout rate below	0%	0%	0%		0%
5.E: Maintain the % on High school graduation rate (CA Dashboard, Status) above	90.9%	91.7%	N/D		92.9%
6.A: Maintain the % on Suspension rate (CA Dashboard, Status) below	2.3%	0%	2.5%		2.3%
6.B: Maintain the % on Expulsion rate at	0%	0%	0%		0%
6.C.1: Increase the # on the <i>District School Climate Survey</i> overall index rating to	74.1	71.2	70.6		80
6.C.2: Increase the % of educational partners that perceive school as safe or very safe (weighted equally by certificated staff, classified staff, students and	80.2%	85%	45%		85%

parents) to					
6.C.3: Increase the % of educational partners that report high connectedness with school (weighted equally by certificated staff, classified staff, students and parents) to	60.8%	52.5%	39.7%		65%
7.A: Maintain the % of students enrolled in required courses of study at	100%	100%	100%		100%
7.B: Maintain the # of instances each unduplicated student participates in programs or services for UDS (per UDS average) above	1.6	1.9	3.3		1.6
7.C: Maintain the # of instances each exceptional needs student participates in programs or services for ENS (per ENS average) above	3.6	3.3	4.1		3.6

Actions

Action #	Title	Description	Total Funds	Contributing
02.01	Instructional Technology Access	02.01: Provide upgraded computers that work in the computer labs and other classroom technology in designated classrooms i.e. yearbook and new teacher computers. Maintain new laptops and replace them on a maximum 5 year cycle.	\$30,000.00	No
02.02	MTSS	02.02: Continue to develop the MTSS tiered intervention system for all students (K-12) in need of strategic or intensive behavioral and social emotional interventions.	\$2,000.00	No
02.03	ASES Program	02.03: Provide funding to run the ASES program to support student academic achievement and social-emotional success including, tutors, supplies, and transportation. - The LEA will continue to provide for the after school program to support students who may be falling behind with additional learning opportunities.	\$47,815.00	No
02.04	Digital Learning Platforms	02.04: Purchase Zoom, Canvas, Kahoot, Odyssey and Microsoft Teams licenses for delivery of online curriculum. These platforms will be licensed to provide both synchronous and asynchronous learning.	\$97,670.00	No

02.05	Professional Development	02.05: Provide professional development to enhance existing systems of student support by integrating goals for SEL practices within universal, targeted, and intensive behavioral approaches, strengthening the MTSS Framework currently in practice.	\$97,670.00	No
02.06	Athletic Programs	02.06: Provide funding for athletic programs. (transportation, fees, equipment, uniforms, football field maintenance, awards ceremonies, coaches and A.D. stipends, etc.)	\$16,941.00	No
02.07	Socialization Activities	02.07: Continue to provide socialization and school connectedness activities like dances, parties, community service projects to assist students in building leadership opportunities and social skills	\$500.00	No
02.08	Attendance	02.08: Improve the attendance rate and reduce chronic absenteeism by: ensuring that the Attendance and Student Study Team staff will meet monthly to review attendance data, identify chronic absentees, work with families to improve attendance and create referral process to SARB.	\$0.00	No

Goal Analysis for 2022-23

An analysis of how this goal was carried out in the previous year.

A description of any substantive differences in planned actions and actual implementation of these actions.

No actions in this goal had substantive differences between the planned action and the actual action.

An explanation of material differences between Budgeted Expenditures and Estimated Actual Expenditures and/or Planned Percentages of Improved Services and Estimated Actual Percentages of Improved Services.

No actions in this goal had significant differences between the budgeted and the actual expenditures:

An explanation of how effective the specific actions were in making progress toward the goal.

The following metrics have been selected to show how the district is progressing towards achievement of this goal.

1.C - % on the *Facilities Inspection Tool* overall rating - (BL - 75% '22-23' - 87.9%)

6.D - % of educational partners that perceive school as safe or very safe (weighted equally by certificated staff, classified staff, students and parents) - (BL - 80.2% '22-23' - 45%)

Below is a list of actions that educational partners found were contributing to achieving the stated goal and improving the metrics listed above. The action is followed by a brief description of the action's effectiveness in italics.

- 02.03: Provide funding to run the ASES program to support student academic achievement and social-emotional success including, tutors, supplies, and transportation. - The LEA will continue to provide for the after school program to support students who may be falling behind with additional learning opportunities. - *A major focus of this position is to support RTI, especially in ELA. Proficiency on CAASPP ELA went from 27.1% (20-21) to 36.1% (21-22) and this is partially a result of the work done in ASES.*

Below is a list of actions that educational partners found were not effectively contributing to achieving the stated goal and improving the metrics listed above during the current year. The action is followed by a brief description of the action's effectiveness in italics.

- 02.01: Provide upgraded computers that work in the computer labs and other classroom technology in designated classrooms i.e. yearbook and new teacher computers. Maintain new laptops purchased for each student so that each student has one. These devices shall be available so that all students can have secure access to the LEA's distance learning instruction. - *Students in 6th-12th grades have 1 to 1 devices in their classes. Elementary students have access to devices as needed.*

The following metrics report outcome data from the 21-22 school year.

1.B.2 - % of ELs with CA State Standards aligned ELD curriculum
 5.B - % on Chronic absenteeism rate (CA Dashboard, Status)
 5.C - % on Middle school dropout rate
 5.D - % on High school dropout rate
 5.E - % on High school graduation rate (CA Dashboard, Status)
 6.A - % on Suspension rate (CA Dashboard, Status)
 6.B - % on Expulsion rate

There are no metrics with outcome data for the 22-23 school year.

A description of any changes made to the planned goal, metrics, desired outcomes, or actions for the coming year that resulted from reflections on prior practice.

This goal remains unchanged in the 2023-24 LCAP.

No metrics in this goal were added as new or deleted in the 2023-24 LCAP.

The following are lists of actions that were added, deleted, modified, deleted and combined, or completed in the 2023-24 LCAP.

- 02.01: Provide upgraded computers that work in the computer labs and other classroom technology in designated classrooms i.e. yearbook and new teacher

computers. Maintain new laptops purchased for each student so that each student has one. These devices shall be available so that all students can have secure access to the LEA's distance learning instruction. - Modified, to read *02.01*: Provide upgraded computers that work in the computer labs and other classroom technology in designated classrooms i.e. yearbook and new teacher computers. Maintain new laptops and replace them on a maximum 5 year cycle.

- *02.02*: Continue to develop the MTSS tiered intervention system for all students (K-12) in need of strategic or intensive academic, behavioral (PBIS), and social emotional interventions. The academic interventions will include both ELA and Math and will comply with SBE time recommendations. [\(PD Plan\)](#) - Modified, to read *02.02*: Continue to develop the MTSS tiered intervention system for all students (K-12) in need of strategic or intensive behavioral and social emotional interventions.

- *02.04*: Purchase Zoom, Seesaw, Canvas, Canvas, Kahoot, Odyssey, Khan Academy, and Microsoft Teams licenses for delivery of online curriculum. - These platforms will be licensed to provide both synchronous and asynchronous learning and with the idea that they can continue to be used once the transition to in person instruction is complete. - Modified, to read *02.04*: Purchase Zoom, Canvas, Kahoot, Odyssey and Microsoft Teams licenses for delivery of online curriculum. These platforms will be licensed to provide both synchronous and asynchronous learning.

- *02.06*: Provide funding for athletic programs. (transportation, fees, equipment, uniforms, coaches and A.D. stipends, etc.) - Modified, to read *02.06*: Provide funding for athletic programs. (transportation, fees, equipment, uniforms, football field maintenance, awards ceremonies, coaches and A.D. stipends, etc.)

- *02.08*: Improve the attendance rate and reduce chronic absenteeism by: ensuring that the Attendance and Student Study Team staff will meet monthly to review attendance data, identify chronic absentees, work with families to improve attendance and create referral process to SARB. - New Action

A report of the Total Estimated Actual Expenditures for last year's actions may be found in the Annual Update Table. A report of the Estimated Actual Percentages of Improved Services for last year's actions may be found in the Contributing Actions Annual Update Table.

Goal

Goal #	Description
03	Parent and community participation in and connectedness with the schools will increase.

An explanation of why the LEA has developed this goal.

Analysis of the ESE District Parent Survey data shows that 64.7% (BL - 64.7% ; '21-22' - 25.0% ; '22-23' - 33.3%). This number has decreased each of the last two years. Educational partner focus groups showed the desire of parents to connectedness with the school and to feel a part of a school community. To this end the district will focus on increasing the % on the District Parent Survey agreeing that district seeks parent input and increasing the % of households responding to the *District Parent Survey*.

Measuring and Reporting Results

Metric	Baseline	Year 1 Outcome	Year 2 Outcome	Year 3 Outcome	Desired Outcomes for 2025-26
3.A.1: Increase the % on the <i>District Parent Survey</i> agreeing that district seeks parent input (Item 24) to	64.7%	25.0%	33.3%		70.0%
3.A.2: Increase the % of households responding to the <i>District Parent Survey</i> to	19%	4%	9%		30%
3.B: Maintain the # of instances a parent of each unduplicated student participates in school program or service for UDS (per UDS average) above	0.5	0.3	1.2		0.5
3.C: Maintain the # of instances a parent of each exceptional needs student participates in a school program or service for ENS (per ENS average) above	1.0	1.0	1.2		1.0

Actions

Action #	Title	Description	Total Funds	Contributing
03.01	Parent Conferences	<i>03.01</i> : Provide annual parent conferences that focus on educating parents on student progress as well as strategies parents can use to support student learning. Make this event more like a parent night.	\$0.00	No

03.02	Parent Workshops	03.02: Provide workshops to assist parents in supporting their children academically, learning at home strategies, parenting, 21st Century Skills, health and wellness and understanding the CA educational system. These include FAFSA and Powerschool workshops and Freshman orientation.	\$0.00	No
03.03	Parent Technology Workshops	03.03: Provide parent technology workshops on topics such as Gmail, PowerSchool, Alert Solutions, etc. The district will provide childcare for meetings as appropriate.	\$600.00	No
03.04	SSC and DELAC	03.04: Continue to encourage parent participation in the District English Learner Advisory Committee (DELAC) and SSC.	\$0.00	No
03.05	Parent Communication	03.05: Provide regular newsletters, Parent Square messages, emails and website posts to enhance communication with parents and the community.	\$600.00	No
03.06	Parent Education	03.06: Research the feasibility of having PIQE or a similar organization provide parent education workshops to the parents of unduplicated students.	\$12,000.00	Yes

Goal Analysis for 2022-23

An analysis of how this goal was carried out in the previous year.

A description of any substantive differences in planned actions and actual implementation of these actions.

No actions in this goal had substantive differences between the planned action and the actual action.

An explanation of material differences between Budgeted Expenditures and Estimated Actual Expenditures and/or Planned Percentages of Improved Services and Estimated Actual Percentages of Improved Services.

No actions in this goal had significant differences between the budgeted and the actual expenditures:

An explanation of how effective the specific actions were in making progress toward the goal.

The following metrics have been selected to show how the district is progressing towards achievement of this goal.

3.A.1 - % on the *District Parent Survey* agreeing that district seeks parent input (Item 24) - (BL - 64.7% '22-23' - 33.3%)

3.A.2 - % of households responding to the *District Parent Survey* - (BL - 19% '22-23' - 9%)

Below is a list of actions that educational partners found were contributing to achieving the stated goal and improving the metrics listed above. The action is followed by a brief description of the action's effectiveness in italics.

- 03.01: Provide annual parent conferences that focus on educating parents on student progress as well as strategies parents can use to support student learning. Make this event more alike a parent night. - *The conferences are effective for those parents who attend. On the ESE Parent Survey 33.% (22-23) of parents said that "The school actively seeks the input of parents before making important decisions." and only 13.3% (22-23) of parents stated they received regular "Support From School".*

Below is a list of actions that educational partners found were not effectively contributing to achieving the stated goal and improving the metrics listed above during the current year. The action is followed by a brief description of the action's effectiveness in italics.

- 03.02: Provide workshops to assist parents in supporting their children academically, learning at home strategies, parenting, 21st Century Skills, health and wellness and understanding the CA educational system. - Parents will be given strategies to support student learning in a distance learning environment. - *The educational partners said that these workshops were partially effective; because, it is such a difficult task to teach parents these topics. On the ESE Parent Survey only 13.3% of parents they get support from the school in this area. This is obviously an area that the district needs to work on.*

- 03.03: Provide parent technology workshops on topics such as Gmail, PowerSchool, Parent Square, etc. The district will provide childcare for meetings as appropriate. - *The educational partners said that these workshops were partially effective; because, parents are not as familiar with technology and can be daunted by technology out of their comfort zone.*

There are no metrics with outcome data for the 21-22 school year.

There are no metrics with outcome data for the 22-23 school year.

A description of any changes made to the planned goal, metrics, desired outcomes, or actions for the coming year that resulted from reflections on prior practice.

This goal remains unchanged in the 2023-24 LCAP.

No metrics in this goal were added as new or deleted in the 2023-24 LCAP.

The following are lists of actions that were added, deleted, modified, deleted and combined, or completed in the 2023-24 LCAP.

- 03.01: Provide annual parent conferences that focus on educating parents on student progress as well as strategies parents can use to support student learning. Make this event more alike a parent night. (PD Plan) - Modified, to read 03.01: Provide annual parent conferences that focus on educating parents on student progress as well as strategies parents can use to support student learning. Make this event more like a parent night.

- 03.02: Provide workshops to assist parents in supporting their children academically, learning at home strategies, parenting, 21st Century Skills, health and wellness and understanding the CA educational system. - Parents will be given strategies to support student learning in a distance learning environment. (PD Plan) - Modified, to read 03.02: Provide workshops to assist parents in supporting their children academically, learning at home strategies, parenting, 21st

Century Skills, health and wellness and understanding the CA educational system. These include FAFSA and Powerschool workshops and Freshman orientation.

- 03.03: Provide parent technology workshops on topics such as Gmail, PowerSchool, Parent Square, etc. The district will provide childcare for meetings as appropriate. (PD Plan) - Modified, to read 03.03: Provide parent technology workshops on topics such as Gmail, PowerSchool, Alert Solutions, etc. The district will provide childcare for meetings as appropriate.

- 03.06: Research the feasibility of having PIQE or a similar organization provide parent education workshops to the parents of unduplicated students. - New Action

A report of the Total Estimated Actual Expenditures for last year's actions may be found in the Annual Update Table. A report of the Estimated Actual Percentages of Improved Services for last year's actions may be found in the Contributing Actions Annual Update Table.

Increased or Improved Services for Foster Youth, English Learners, and Low-Income Students for 2023-24

DRAFT

Projected LCFF Supplemental and/or Concentration Grants	Projected Additional LCFF Concentration Grant (15 percent)
\$623,837.00	\$72,240.00

Projected Percentage to Increase or Improve Services for the Coming School Year	LCFF Carryover — Percentage	LCFF Carryover — Dollar	Total Percentage to Increase or Improve Services for the Coming School Year
26.70%	0.62%	\$14,074	27.32%

Required Descriptions

For each action being provided to an entire school, or across the entire school district or county office of education (COE), an explanation of (1) how the needs of foster youth, English learners, and low-income students were considered first, and (2) how these actions are effective in meeting the goals for these students.

The Cuyama Joint Unified School District has an unduplicated student percentage of 82.5%. Because the percentage of unduplicated students is so high the LEA agreed that the following actions / services will be provided LEA-wide. Below is a list of all actions that is being provided school or LEA wide followed by an explanation of how the needs of unduplicated students were considered first, and how these actions are effective in meeting the needs of these students.

01.01: Continue to staff additional classrooms with teachers that are appropriately assigned and fully credentialed according to small district requirements, to minimize combo classes at the ES and to provide additional periods at the HS in ELA, ELD, and Math designed to provide support for unduplicated students.

Unduplicated students are better served by minimizing the number of combo classes. The district will have a number of combo classes, but using S&C funds to minimize these classes will allow for more individualized grade level appropriate instruction. Because the unduplicated population is 82.5% of the district this action has to be delivered LEA-wide. The LEA is continuing this action based on research showing that all else being equal combination classes are a detrimental to the long term academic prgorgerss of students.

01.03: Staff a Program Coordinator position that will run the: EL Program, RTI program, Assessment Program, ASES program. This position will be the district lead on intervening with Pupil learning loss at the K-8 level.

On analysis of the students that would be served by this action over 90% were unduplicated students. This was not surprising considering that 82.5% of students are unduplicated. Because of this fact this action was added to the LCAP.

A description of how services for foster youth, English learners, and low-income students are being increased or improved by the percentage required.

The Cuyama Joint Unified School District LCFF Supplemental / Concentration Grant is projected to be \$623,837.00. The percentage of unduplicated students is 82.5% and the increase in proportionality for English Learners, Low income, and Foster Youth (unduplicated) students is 27.32%. Educational partner groups

provided input and feedback on the most effective use of these dollars to meet the LEA's goals for unduplicated students. The list below has the actions / services that are being increased or improved followed by an explanation of how the each action is increasing or improving services for unduplicated students.

- 01.01: Continue to staff additional classrooms with teachers that are appropriately assigned and fully credentialed according to small district requirements, to minimize combo classes at the ES and to provide additional periods at the HS in ELA, ELD, and Math designed to provide support for unduplicated students.

The district's base program would provide for 8.375 FTE teachers which would provide a student to teacher ratio of approximately 25:1; however, because of the small nature of the district this would create more combo classes than are already present in grades TK-5 and would limit the elective and CCR offerings at the MS and HS. Because the district has such a high number of unduplicated students and because research shows that these students in particular suffer from combo classes and larger class sizes, the district will use S&C funds to reduce class sizes limiting combo classes in grades TK-5 while also providing more teachers at grades 6-12 for additional support periods and for intervention. This action will increase unduplicated student outcomes on CAASPP and other academic measures.

- 01.03: Staff a Program Coordinator position that will run the: EL Program, RTI program, Assessment Program, ASES program. This position will be the district lead on intervening with Pupil learning loss at the K-8 level.

The RTI Program, and the EL Program, along with the after school program, primarily support the EL, LI, and FY student groups. These programs are additional programs above and beyond the core program and designed to support the academic needs of EL and LI students in particular. Additionally the direction and assistance of this position provides for a significantly improved delivery of service to the EL and LI populations. The LEA is continuing this action based on the need that stakeholders see for a continued RTI program and the additional need for a position to work on closing the learning loss gap due to COVID.

- 03.06: Research the feasibility of having PIQE or a similar organization provide parent education workshops to the parents of unduplicated students. In the previous four years the district has not contracted with an outside group. This action will provide a new service to the parents of EL students.

A description of the plan for how the additional concentration grant add-on funding identified above will be used to increase the number of staff providing direct services to students at schools that have a high concentration (above 55 percent) of foster youth, English learners, and low-income students, as applicable.

Both schools in the district have unduplicated student populations of over 55%. The additional funding will prevent the district from having to make additional combo classes or even three grade combo classes. The district's 's base program would provide for 6.375 FTE teachers. With the S&C funding including the 15% add-on, the district will be able to staff 12 teachers that will all provide direct services to students. This staffing increase is found in action 01.01.

Staff-to-student ratios by type of school and concentration of unduplicated students	Schools with a student concentration of 55 percent or less	Schools with a student concentration of greater than 55 percent
Staff-to-student ratio of classified staff providing direct services to students	N/A	1 : 16.64
Staff-to-student ratio of certificated staff providing direct services to students	N/A	1 : 12.2

2022-23 Annual Update Table

Totals	Last Year's Total Planned Expenditures (Total Funds)	Total Estimated Actual Expenditures (Total Funds)
Totals:	\$1,297,581.00	\$1,367,481.00

Last Year's Goal #	Last Year's Action #	Prior Action/Service Title	Contributed to Increased or Improved Services?	Last Year's Planned Expenditures (Total Funds)	Estimated Actual Expenditures (Input Total Funds)
01	01	Class-size Reduction	Yes	\$400,060.00	\$475,521.00
01	02	Instructional Materials	No	\$18,013.00	\$17,460.00
01	03	RTI / ASES Program Coordinator	Yes	\$99,829.00	\$103,140.00
01	04	Professional Development	No	\$10,840.00	\$10,840.00
01	05	College Career Ready at the H.S.	No	\$10,000.00	\$10,300.00
01	06	In-School and After-School CCR Enrichment	No	\$0.00	\$0.00
01	07	Writing Program PD	No	\$0.00	\$0.00
01	08	Instructional Support Positions	No	\$108,561.00	\$106,960.00

2022-23 Annual Update Table

Totals	Last Year's Total Planned Expenditures (Total Funds)	Total Estimated Actual Expenditures (Total Funds)
Totals:	\$1,297,581.00	\$1,367,481.00

Last Year's Goal #	Last Year's Action #	Prior Action/Service Title	Contributed to Increased or Improved Services?	Last Year's Planned Expenditures (Total Funds)	Estimated Actual Expenditures (Input Total Funds)
01	09	Special Education Consortium	No	\$330,720.00	\$317,760.00
01	10	Special Ed Services	No	\$15,000.00	\$15,150.00
02	01	Instructional Technology Access	No	\$25,000.00	\$24,750.00
02	02	MTSS	No	\$2,000.00	\$2,000.00
02	03	ASES Program	No	\$48,775.00	\$48,620.00
02	04	Digital Learning Platforms	No	\$98,387.00	\$101,680.00
02	05	Professional Development	No	\$98,387.00	\$101,520.00
02	06	Athletic Programs	No	\$20,309.00	\$19,980.00

2022-23 Annual Update Table

Totals	Last Year's Total Planned Expenditures (Total Funds)	Total Estimated Actual Expenditures (Total Funds)
Totals:	\$1,297,581.00	\$1,367,481.00

Last Year's Goal #	Last Year's Action #	Prior Action/Service Title	Contributed to Increased or Improved Services?	Last Year's Planned Expenditures (Total Funds)	Estimated Actual Expenditures (Input Total Funds)
02	07	Socialization Activities	No	\$500.00	\$500.00
03	01	Parent Conferences	No	\$0.00	\$0.00
03	02	Parent Workshops	No	\$10,000.00	\$10,100.00
03	03	Parent Technology Workshops	No	\$600.00	\$600.00
03	04	SSC and DELAC	No	\$0.00	\$0.00
03	05	Parent Communication	No	\$600.00	\$600.00

2022-23 Contributing Actions Annual Update Table

6. Estimated Actual LCFF Supplemental and/or Concentration Grants (Input Dollar Amount)	4. Total Planned Contributing Expenditures (LCFF Funds)	7. Total Estimated Actual Expenditures for Contributing Actions (LCFF Funds)	Difference Between Planned and Estimated Actual Expenditures for Contributing Actions (Subtract 4 from 7)	5. Total Planned Percentage of Improved Services (%)	8. Total Estimated Actual Percentage of Improved Services (%)	Difference Between Planned and Estimated Actual Percentage of Improved Services (Subtract 5 from 8)
\$563,415.00	\$484,703	\$563,511	-\$78,808	0.00%	0.00%	0.00%

Goal	Action	Prior Action/Service Title	Contributing to Increased or Improved Services?	Last Year's Planned Expenditures for Contributing Action (LCFF Funds)	Estimated Actual Expenditures for Contributing Actions (Input LCFF Funds)	Planned Percentage of Improved Services	Estimated Actual Percentage of Improved Services (Input %)
01	01	Class-size Reduction	Yes	\$400,060	\$475,521	0.0%	0.0%
01	03	RTI / ASES Program Coordinator	Yes	\$84,643	\$87,990	0.0%	0.0%

2022-23 LCFF Carryover Table

9. Estimated Actual LCFF Base Grant (Input Dollar Amount)	6. Estimated Actual LCFF Supplemental and/or Concentration Grants (Input Dollar Amount)	LCFF Carryover - Percentage (Percentage from Prior Year)	10. Total Percentage to Increase or Improve Services for the Current School Year (6 divided by 9 + Carryover %)	7. Total Estimated Actual Expenditures for Contributing Actions (LCFF Funds)	8. Total Estimated Actual Percentage of Improved Services (%)	11. Estimated Actual Percentage of Increased or Improved Services (7 divided by 9 plus 8)	12. LCFF Carryover - Dollar Amount (Subtract 11 from 10 and multiply 9)	13. LCFF Carryover Percentage (12 divided by 9)
\$2,269,962	\$563,415	0.62%	25.44%	\$563,511	0.00%	24.82%	\$14,074	0.62%

2023-24 Total Expenditures Table

Totals	LCFF Funds	Other State Funds	Local Funds	Federal Funds	Total Funds	Total Personnel	Total Non-personnel
Totals	\$1,400,898.00	\$92,446.00	\$0.00	\$56,603.00	\$1,549,947.00	\$918,601.00	\$631,346.00

Goal	Action	Action Title	Students Group (s)	LCFF Funds	Other State Funds	Local Funds	Federal Funds	Total Funds
01	01	Class-size Reduction	English Learners Low Income	\$623,837.00				\$623,837.00
01	02	Instructional Materials	All	\$0.00	\$28,665.00			\$28,665.00
01	03	RTI / ASES Program Coordinator	English Learners Low Income	\$88,635.00	\$15,186.00			\$103,821.00
01	04	Professional Development	All	\$0.00			\$10,290.00	\$10,290.00
01	05	College Career Ready at the H.S.	All	\$10,000.00				\$10,000.00
01	06	In-School and After-School CCR Enrichment	All	\$0.00				\$0.00
01	07	Writing Program PD	All	\$0.00				\$0.00
01	08	Instructional Support Positions	All	\$61,277.00			\$46,313.00	\$107,590.00
01	09	Special Education Consortium	Students with Disabilities	\$343,948.00				\$343,948.00

2023-24 Total Expenditures Table

Totals	LCFF Funds	Other State Funds	Local Funds	Federal Funds	Total Funds	Total Personnel	Total Non-personnel
Totals	\$1,400,898.00	\$92,446.00	\$0.00	\$56,603.00	\$1,549,947.00	\$918,601.00	\$631,346.00

Goal	Action	Action Title	Students Group (s)	LCFF Funds	Other State Funds	Local Funds	Federal Funds	Total Funds
01	10	Special Ed Services	Students with Disabilities	\$15,000.00				\$15,000.00
01	11	MTSS (Academic)	All	\$1,000.00				\$1,000.00
02	01	Instructional Technology Access	All	\$30,000.00				\$30,000.00
02	02	MTSS	All	\$2,000.00				\$2,000.00
02	03	ASES Program	English Learners Foster Youth Low Income	\$0.00	\$47,815.00			\$47,815.00
02	04	Digital Learning Platforms	All	\$97,670.00				\$97,670.00
02	05	Professional Development	All	\$97,670.00				\$97,670.00
02	06	Athletic Programs	All	\$16,161.00	\$780.00			\$16,941.00
02	07	Socialization Activities	All	\$500.00				\$500.00

2023-24 Total Expenditures Table

Totals	LCFF Funds	Other State Funds	Local Funds	Federal Funds	Total Funds	Total Personnel	Total Non-personnel
Totals	\$1,400,898.00	\$92,446.00	\$0.00	\$56,603.00	\$1,549,947.00	\$918,601.00	\$631,346.00

Goal	Action	Action Title	Students Group (s)	LCFF Funds	Other State Funds	Local Funds	Federal Funds	Total Funds
02	08	Attendance	All	\$0.00				\$0.00
03	01	Parent Conferences	All	\$0.00				\$0.00
03	02	Parent Workshops	All	\$0.00				\$0.00
03	03	Parent Technology Workshops	All	\$600.00				\$600.00
03	04	SSC and DELAC	All	\$0.00				\$0.00
03	05	Parent Communication	All	\$600.00				\$600.00
03	06	Parent Education	English Learners	\$12,000.00				\$12,000.00

2023-24 Contributing Actions Table

1. Projected LCFF Base Grant	2. Projected LCFF Supplemental and/or Concentration Grants	3. Projected Percentage to Increase or Improve Services for the Coming School Year (2 divided by 1)	LCFF Carryover - Percentage (Percentage from Prior Year)	Total Percentage to Increase or Improve Services for the Coming School Year (3 + Carryover %)	4. Total Planned Contributing Expenditures (LCFF Funds)	5. Total Planned Percentage of Improved Services (%)	Planned Percentage to Increase or Improve Services for the Coming School Year (4 divided by 1, plus 5)	Totals by Type	Total LCFF Funds
\$2,336,827	\$623,837	26.70%	0.62%	27.32%	\$724,472	0.00%	31.00%	Total:	\$724,472
								LEA-wide Total:	\$712,472
								Limited Total:	\$12,000
								Schoolwide Total:	\$0

Goal	Action	Action Title	Contributing to Increased or Improved Services	Scope	Unduplicated Students Group (s)	Location	Planned Expenditures for Contributing Actions (LCFF Funds)	Planned % of Improved Services
01	01	Class-size Reduction	Yes	LEA-wide	English Learners Low Income	All Schools	\$623,837.00	0.0%
01	03	RTI / ASES Program Coordinator	Yes	LEA-wide	English Learners Low Income	All Schools	\$88,635.00	0.0%
03	06	Parent Education	Yes	Limited to Unduplicated Student Group(s)	English Learners	All Schools	\$12,000.00	

Instructions

[Plan Summary](#)

[Engaging Educational Partners](#)

[Goals and Actions](#)

[Increased or Improved Services for Foster Youth, English Learners, and Low-Income Students](#)

For additional questions or technical assistance related to the completion of the Local Control and Accountability Plan (LCAP) template, please contact the local county office of education (COE), or the California Department of Education's (CDE's) Local Agency Systems Support Office, by phone at 916-319-0809 or by email at lcff@cde.ca.gov.

Introduction and Instructions

The Local Control Funding Formula (LCFF) requires local educational agencies (LEAs) to engage their local educational partners in an annual planning process to evaluate their progress within eight state priority areas encompassing all statutory metrics (COEs have 10 state priorities). LEAs document the results of this planning process in the LCAP using the template adopted by the State Board of Education.

The LCAP development process serves three distinct, but related functions:

- **Comprehensive Strategic Planning:** The process of developing and annually updating the LCAP supports comprehensive strategic planning (California *Education Code* [EC] Section 52064[e][1]). Strategic planning that is comprehensive connects budgetary decisions to teaching and learning performance data. LEAs should continually evaluate the hard choices they make about the use of limited resources to meet student and community needs to ensure opportunities and outcomes are improved for all students.
- **Meaningful Engagement of Educational Partners:** The LCAP development process should result in an LCAP that reflects decisions made through meaningful engagement (EC Section 52064[e][1]). Local educational partners possess valuable perspectives and insights about an LEA's programs and services. Effective strategic planning will incorporate these perspectives and insights in order to identify potential goals and actions to be included in the LCAP.
- **Accountability and Compliance:** The LCAP serves an important accountability function because aspects of the LCAP template require LEAs to show that they have complied with various requirements specified in the LCFF statutes and regulations, most notably:
 - Demonstrating that LEAs are increasing or improving services for foster youth, English learners, and low-income students in proportion to the amount of additional funding those students generate under LCFF (EC Section 52064[b][4-6]).

- Establishing goals, supported by actions and related expenditures, that address the statutory priority areas and statutory metrics (*EC* sections 52064[b][1] and [2]).
- Annually reviewing and updating the LCAP to reflect progress toward the goals (*EC* Section 52064[b][7]).

The LCAP template, like each LEA's final adopted LCAP, is a document, not a process. LEAs must use the template to memorialize the outcome of their LCAP development process, which should: (a) reflect comprehensive strategic planning (b) through meaningful engagement with educational partners that (c) meets legal requirements, as reflected in the final adopted LCAP. The sections included within the LCAP template do not and cannot reflect the full development process, just as the LCAP template itself is not intended as a tool for engaging educational partners.

If a county superintendent of schools has jurisdiction over a single school district, the county board of education and the governing board of the school district may adopt and file for review and approval a single LCAP consistent with the requirements in *EC* sections 52060, 52062, 52066, 52068, and 52070. The LCAP must clearly articulate to which entity's budget (school district or county superintendent of schools) all budgeted and actual expenditures are aligned.

The revised LCAP template for the 2021–22, 2022–23, and 2023–24 school years reflects statutory changes made through Assembly Bill 1840 (Committee on Budget), Chapter 243, Statutes of 2018. These statutory changes enhance transparency regarding expenditures on actions included in the LCAP, including actions that contribute to meeting the requirement to increase or improve services for foster youth, English learners, and low-income students, and to streamline the information presented within the LCAP to make adopted LCAPs more accessible for educational partners and the public.

At its most basic, the adopted LCAP should attempt to distill not just what the LEA is doing for students in transitional kindergarten through grade twelve (TK–12), but also allow educational partners to understand why, and whether those strategies are leading to improved opportunities and outcomes for students. LEAs are strongly encouraged to use language and a level of detail in their adopted LCAPs intended to be meaningful and accessible for the LEA's diverse educational partners and the broader public.

In developing and finalizing the LCAP for adoption, LEAs are encouraged to keep the following overarching frame at the forefront of the strategic planning and educational partner engagement functions:

Given present performance across the state priorities and on indicators in the California School Dashboard (Dashboard), how is the LEA using its budgetary resources to respond to TK–12 student and community needs, and address any performance gaps, including by meeting its obligation to increase or improve services for foster youth, English learners, and low-income students?

LEAs are encouraged to focus on a set of metrics and actions that the LEA believes, based on input gathered from educational partners, research, and experience, will have the biggest impact on behalf of its TK–12 students.

These instructions address the requirements for each section of the LCAP, but may include information about effective practices when developing the LCAP and completing the LCAP itself. Additionally, information is included at the beginning of each section emphasizing the purpose that each section serves.

Plan Summary

Purpose

A well-developed Plan Summary section provides a meaningful context for the LCAP. This section provides information about an LEA's community as well as relevant information about student needs and performance. In order to provide a meaningful context for the rest of the LCAP, the content of this section should be clearly and meaningfully related to the content included in the subsequent sections of the LCAP.

Requirements and Instructions

General Information – Briefly describe the LEA, its schools, and its students in grades TK–12, as applicable to the LEA. For example, information about an LEA in terms of geography, enrollment, or employment, the number and size of specific schools, recent community challenges, and other such information as an LEA wishes to include can enable a reader to more fully understand an LEA's LCAP.

Reflections: Successes – Based on a review of performance on the state indicators and local performance indicators included in the Dashboard, progress toward LCAP goals, local self-assessment tools, input from educational partners, and any other information, what progress is the LEA most proud of and how does the LEA plan to maintain or build upon that success? This may include identifying specific examples of how past increases or improvements in services for foster youth, English learners, and low-income students have led to improved performance for these students.

Reflections: Identified Need – Referring to the Dashboard, identify: (a) any state indicator for which overall performance was in the “Red” or “Orange” performance category or any local indicator where the LEA received a “Not Met” or “Not Met for Two or More Years” rating AND (b) any state indicator for which performance for any student group was two or more performance levels below the “all student” performance. What steps is the LEA planning to take to address these areas of low performance and performance gaps? An LEA that is required to include a goal to address one or more consistently low-performing student groups or low-performing schools must identify that it is required to include this goal and must also identify the applicable student group(s) and/or school(s). Other needs may be identified using locally collected data including data collected to inform the self-reflection tools and reporting local indicators on the Dashboard.

LCAP Highlights – Identify and briefly summarize the key features of this year's LCAP.

Comprehensive Support and Improvement – An LEA with a school or schools identified for comprehensive support and improvement (CSI) under the Every Student Succeeds Act must respond to the following prompts:

- **Schools Identified:** Identify the schools within the LEA that have been identified for CSI.
- **Support for Identified Schools:** Describe how the LEA has or will support the identified schools in developing CSI plans that included a school-level needs assessment, evidence-based interventions, and the identification of any resource inequities to be addressed through the implementation of the CSI plan.
- **Monitoring and Evaluating Effectiveness:** Describe how the LEA will monitor and evaluate the implementation and effectiveness of the CSI plan to support student and school improvement.

Engaging Educational Partners

Purpose

Significant and purposeful engagement of parents, students, educators, and other educational partners, including those representing the student groups identified by LCFF, is critical to the development of the LCAP and the budget process. Consistent with statute, such engagement should support comprehensive strategic planning, accountability, and improvement across the state priorities and locally identified priorities (EC Section 52064[e][1]). Engagement of educational partners is an ongoing, annual process.

This section is designed to reflect how the engagement of educational partners influenced the decisions reflected in the adopted LCAP. The goal is to allow educational partners that participated in the LCAP development process and the broader public understand how the LEA engaged educational partners and the impact of that engagement. LEAs are encouraged to keep this goal in the forefront when completing this section.

Statute and regulations specify the educational partners that school districts and COEs must consult when developing the LCAP: teachers, principals, administrators, other school personnel, local bargaining units of the LEA, parents, and students. Before adopting the LCAP, school districts and COEs must share it with the Parent Advisory Committee and, if applicable, to its English Learner Parent Advisory Committee. The superintendent is required by statute to respond in writing to the comments received from these committees. School districts and COEs must also consult with the special education local plan area administrator(s) when developing the LCAP.

Statute requires charter schools to consult with teachers, principals, administrators, other school personnel, parents, and students in developing the LCAP. The LCAP should also be shared with, and LEAs should request input from, schoolsite-level advisory groups, as applicable (e.g., schoolsite councils, English Learner Advisory Councils, student advisory groups, etc.), to facilitate alignment between schoolsite and district-level goals and actions.

Information and resources that support effective engagement, define student consultation, and provide the requirements for advisory group composition, can be found under Resources on the following web page of the CDE's website: <https://www.cde.ca.gov/re/lc/>.

Requirements and Instructions

Below is an excerpt from the 2018–19 *Guide for Annual Audits of K–12 Local Education Agencies and State Compliance Reporting*, which is provided to highlight the legal requirements for engagement of educational partners in the LCAP development process:

Local Control and Accountability Plan:

For county offices of education and school districts only, verify the LEA:

- a) Presented the local control and accountability plan to the parent advisory committee in accordance with Education Code section 52062(a)(1) or 52068(a)(1), as appropriate.
- b) If applicable, presented the local control and accountability plan to the English learner parent advisory committee, in accordance with Education Code section 52062(a)(2) or 52068(a)(2), as appropriate.
- c) Notified members of the public of the opportunity to submit comments regarding specific actions and expenditures proposed to be included in the local control and accountability plan in accordance with Education Code section 52062(a)(3) or 52068(a)(3), as appropriate.
- d) Held at least one public hearing in accordance with Education Code section 52062(b)(1) or 52068(b)(1), as appropriate.
- e) Adopted the local control and accountability plan in a public meeting in accordance with Education Code section 52062(b)(2) or 52068(b)(2), as appropriate.

Prompt 1: “A summary of the process used to engage educational partners and how this engagement was considered before finalizing the LCAP.”

Describe the engagement process used by the LEA to involve educational partners in the development of the LCAP, including, at a minimum, describing how the LEA met its obligation to consult with all statutorily required educational partners as applicable to the type of LEA. A sufficient response to this prompt must include general information about the timeline of the process and meetings or other engagement strategies with educational partners. A response may also include information about an LEA’s philosophical approach to engaging its educational partners.

Prompt 2: “A summary of the feedback provided by specific educational partners.”

Describe and summarize the feedback provided by specific educational partners. A sufficient response to this prompt will indicate ideas, trends, or inputs that emerged from an analysis of the feedback received from educational partners.

Prompt 3: “A description of the aspects of the LCAP that were influenced by specific input from educational partners.”

A sufficient response to this prompt will provide educational partners and the public with clear, specific information about how the engagement process influenced the development of the LCAP. The response must describe aspects of the LCAP that were influenced by or developed in response to the educational partner feedback described in response to Prompt 2. This may include a description of how the LEA prioritized requests of educational partners within the context of the budgetary resources available or otherwise prioritized areas of focus within the LCAP. For the purposes of this prompt, “aspects” of an LCAP that may have been influenced by educational partner input can include, but are not necessarily limited to:

- Inclusion of a goal or decision to pursue a Focus Goal (as described below)
- Inclusion of metrics other than the statutorily required metrics
- Determination of the desired outcome on one or more metrics
- Inclusion of performance by one or more student groups in the Measuring and Reporting Results subsection
- Inclusion of action(s) or a group of actions
- Elimination of action(s) or group of actions
- Changes to the level of proposed expenditures for one or more actions
- Inclusion of action(s) as contributing to increased or improved services for unduplicated services
- Determination of effectiveness of the specific actions to achieve the goal
- Determination of material differences in expenditures
- Determination of changes made to a goal for the ensuing LCAP year based on the annual update process
- Determination of challenges or successes in the implementation of actions

Goals and Actions

Purpose

Well-developed goals will clearly communicate to educational partners what the LEA plans to accomplish, what the LEA plans to do in order to accomplish the goal, and how the LEA will know when it has accomplished the goal. A goal statement, associated metrics and expected outcomes, and the actions included in the goal should be in alignment. The explanation for why the LEA included a goal is an opportunity for LEAs to clearly communicate to educational partners and the public why, among the various strengths and areas for improvement highlighted by performance data and strategies and actions that could be pursued, the LEA decided to pursue this goal, and the related metrics, expected outcomes, actions, and expenditures.

A well-developed goal can be focused on the performance relative to a metric or metrics for all students, a specific student group(s), narrowing performance gaps, or implementing programs or strategies expected to impact outcomes. LEAs should assess the performance of their student groups when developing goals and the related actions to achieve such goals.

Requirements and Instructions

LEAs should prioritize the goals, specific actions, and related expenditures included within the LCAP within one or more state priorities. LEAs should consider performance on the state and local indicators, including their locally collected and reported data for the local indicators that are included in the Dashboard in determining whether and how to prioritize its goals within the LCAP.

In order to support prioritization of goals, the LCAP template provides LEAs with the option of developing three different kinds of goals:

- **Focus Goal:** A Focus Goal is relatively more concentrated in scope and may focus on a fewer number of metrics to measure improvement. A Focus Goal statement will be time bound and make clear how the goal is to be measured.
- **Broad Goal:** A Broad Goal is relatively less concentrated in its scope and may focus on improving performance across a wide range of metrics.
- **Maintenance of Progress Goal:** A Maintenance of Progress Goal includes actions that may be ongoing without significant changes and allows an LEA to track performance on any metrics not addressed in the other goals of the LCAP.

At a minimum, the LCAP must address all LCFF priorities and associated metrics.

Focus Goal(s)

Goal Description: The description provided for a Focus Goal must be specific, measurable, and time bound. An LEA develops a Focus Goal to address areas of need that may require or benefit from a more specific and data intensive approach. The Focus Goal can explicitly reference the metric(s) by which achievement of the goal will be measured and the time frame according to which the LEA expects to achieve the goal.

Explanation of why the LEA has developed this goal: Explain why the LEA has chosen to prioritize this goal. An explanation must be based on Dashboard data or other locally collected data. LEAs must describe how the LEA identified this goal for focused attention, including relevant consultation with educational partners. LEAs are encouraged to promote transparency and understanding around the decision to pursue a focus goal.

Broad Goal

Goal Description: Describe what the LEA plans to achieve through the actions included in the goal. The description of a broad goal will be clearly aligned with the expected measurable outcomes included for the goal. The goal description organizes the actions and expected outcomes in a cohesive and consistent manner. A goal description is specific enough to be measurable in either quantitative or qualitative terms. A broad goal is not as specific as a focus goal. While it is specific enough to be measurable, there are many different metrics for measuring progress toward the goal.

Explanation of why the LEA has developed this goal: Explain why the LEA developed this goal and how the actions and metrics grouped together will help achieve the goal.

Maintenance of Progress Goal

Goal Description: Describe how the LEA intends to maintain the progress made in the LCFF State Priorities not addressed by the other goals in the LCAP. Use this type of goal to address the state priorities and applicable metrics not addressed within the other goals in the LCAP. The state priorities and metrics to be addressed in this section are those for which the LEA, in consultation with educational partners, has determined to maintain actions and monitor progress while focusing implementation efforts on the actions covered by other goals in the LCAP.

Explanation of why the LEA has developed this goal: Explain how the actions will sustain the progress exemplified by the related metrics.

Required Goals

In general, LEAs have flexibility in determining what goals to include in the LCAP and what those goals will address; however, beginning with the development of the 2022–23 LCAP, LEAs that meet certain criteria are required to include a specific goal in their LCAP.

Consistently low-performing student group(s) criteria: An LEA is eligible for Differentiated Assistance for three or more consecutive years based on the performance of the same student group or groups in the Dashboard. A list of the LEAs required to include a goal in the LCAP based on student group performance, and the student group(s) that lead to identification, may be found on the CDE’s Local Control Funding Formula web page at <https://www.cde.ca.gov/fq/aa/lcf/>.

- **Consistently low-performing student group(s) goal requirement:** An LEA meeting the consistently low-performing student group(s) criteria must include a goal in its LCAP focused on improving the performance of the student group or groups that led to the LEA’s eligibility for Differentiated Assistance. This goal must include metrics, outcomes, actions, and expenditures specific to addressing the needs of, and improving outcomes for, this student group or groups. An LEA required to address multiple student groups is not required to have a goal to address each student group; however, each student group must be specifically addressed in the goal. This requirement may not be met by combining this required goal with another goal.
- **Goal Description:** Describe the outcomes the LEA plans to achieve to address the needs of, and improve outcomes for, the student group or groups that led to the LEA’s eligibility for Differentiated Assistance.
- **Explanation of why the LEA has developed this goal:** Explain why the LEA is required to develop this goal, including identifying the student group(s) that lead to the LEA being required to develop this goal, how the actions and associated metrics included in this goal differ from previous efforts to improve outcomes for the student group(s), and why the LEA believes the actions, metrics, and expenditures included in this goal will help achieve the outcomes identified in the goal description.

Low-performing school(s) criteria: The following criteria only applies to a school district or COE with two or more schools; it does not apply to a single-school district. A school district or COE has one or more schools that, for two consecutive years, received the two lowest performance levels on all but one of the state indicators for which the school(s) receive performance levels in the Dashboard and the performance of the “All Students” student group for the LEA is at least one performance level higher in all of those indicators. A list of the LEAs required to include a goal in the LCAP based on school performance, and the school(s) that lead to identification, may be found on the CDE’s Local Control Funding Formula web page at <https://www.cde.ca.gov/fq/aa/lc/>.

- **Low-performing school(s) goal requirement:** A school district or COE meeting the low-performing school(s) criteria must include a goal in its LCAP focusing on addressing the disparities in performance between the school(s) and the LEA as a whole. This goal must include metrics, outcomes, actions, and expenditures specific to addressing the needs of, and improving outcomes for, the students enrolled at the low-performing school or schools. An LEA required to address multiple schools is not required to have a goal to address each school; however, each school must be specifically addressed in the goal. This requirement may not be met by combining this goal with another goal.
- **Goal Description:** Describe what outcomes the LEA plans to achieve to address the disparities in performance between the students enrolled at the low-performing school(s) and the students enrolled at the LEA as a whole.
- **Explanation of why the LEA has developed this goal:** Explain why the LEA is required to develop this goal, including identifying the schools(s) that lead to the LEA being required to develop this goal; how the actions and associated metrics included in this goal differ from previous efforts to improve outcomes for the school(s); and why the LEA believes the actions, metrics, and expenditures included in this goal will help achieve the outcomes for students enrolled at the low-performing school or schools identified in the goal description.

Measuring and Reporting Results:

For each LCAP year, identify the metric(s) that the LEA will use to track progress toward the expected outcomes. LEAs are encouraged to identify metrics for specific student groups, as appropriate, including expected outcomes that would reflect narrowing of any existing performance gaps.

Include in the baseline column the most recent data associated with this metric available at the time of adoption of the LCAP for the first year of the three-year plan. LEAs may use data as reported on the 2019 Dashboard for the baseline of a metric only if that data represents the most recent available (e.g., high school graduation rate).

Using the most recent data available may involve reviewing data the LEA is preparing for submission to the California Longitudinal Pupil Achievement Data System (CALPADS) or data that the LEA has recently submitted to CALPADS. Because final 2020–21 outcomes on some metrics may not be computable at the time the 2021–24 LCAP is adopted (e.g., graduation rate, suspension rate), the most recent data available may include a point in time calculation taken each year on the same date for comparability purposes.

The baseline data shall remain unchanged throughout the three-year LCAP.

Complete the table as follows:

- **Metric:** Indicate how progress is being measured using a metric.
- **Baseline:** Enter the baseline when completing the LCAP for 2021–22. As described above, the baseline is the most recent data associated with a metric. Indicate the school year to which the data applies, consistent with the instructions above.
- **Year 1 Outcome:** When completing the LCAP for 2022–23, enter the most recent data available. Indicate the school year to which the data applies, consistent with the instructions above.
- **Year 2 Outcome:** When completing the LCAP for 2023–24, enter the most recent data available. Indicate the school year to which the data applies, consistent with the instructions above.
- **Year 3 Outcome:** When completing the LCAP for 2024–25, enter the most recent data available. Indicate the school year to which the data applies, consistent with the instructions above. The 2024–25 LCAP will be the first year in the next three-year cycle. Completing this column will be part of the Annual Update for that year.
- **Desired Outcome for 2023–24:** When completing the first year of the LCAP, enter the desired outcome for the relevant metric the LEA expects to achieve by the end of the 2023–24 LCAP year.

Timeline for completing the “**Measuring and Reporting Results**” part of the Goal.

Metric	Baseline	Year 1 Outcome	Year 2 Outcome	Year 3 Outcome	Desired Outcome for Year 3 (2023–24)
Enter information in this box when completing the LCAP for 2021–22 .	Enter information in this box when completing the LCAP for 2021–22 .	Enter information in this box when completing the LCAP for 2022–23 . Leave blank until then.	Enter information in this box when completing the LCAP for 2023–24 . Leave blank until then.	Enter information in this box when completing the LCAP for 2024–25 . Leave blank until then.	Enter information in this box when completing the LCAP for 2021–22 or when adding a new metric.

The metrics may be quantitative or qualitative; but at minimum, an LEA's LCAP must include goals that are measured using all of the applicable metrics for the related state priorities, in each LCAP year as applicable to the type of LEA. To the extent a state priority does not specify one or more metrics (e.g., implementation of state academic content and performance standards), the LEA must identify a metric to use within the LCAP. For these state priorities, LEAs are encouraged to use metrics based on or reported through the relevant self-reflection tool for local indicators within the Dashboard.

Actions: Enter the action number. Provide a short title for the action. This title will also appear in the action tables. Provide a description of the action. Enter the total amount of expenditures associated with this action. Budgeted expenditures from specific fund sources will be provided in the summary tables. Indicate whether the action contributes to meeting the increase or improved services requirement as described in the Increased or Improved Services section using a "Y" for Yes or an "N" for No. (**Note:** for each such action offered on an LEA-wide or schoolwide basis, the LEA will need to provide additional information in the Increased or Improved Summary Section to address the requirements in *California Code of Regulations*, Title 5 [5 CCR] Section 15496(b) in the Increased or Improved Services Section of the LCAP).

Actions for English Learners: School districts, COEs, and charter schools that have a numerically significant English learner student subgroup must include specific actions in the LCAP related to, at a minimum, the language acquisition programs, as defined in *EC* Section 306, provided to students and professional development activities specific to English learners.

Actions for Foster Youth: School districts, COEs, and charter schools that have a numerically significant Foster Youth student subgroup are encouraged to include specific actions in the LCAP designed to meet needs specific to Foster Youth students.

Goal Analysis:

Enter the LCAP Year.

Using actual annual measurable outcome data, including data from the Dashboard, analyze whether the planned actions were effective in achieving the goal. Respond to the prompts as instructed.

- Describe the overall implementation of the actions to achieve the articulated goal. Include a discussion of relevant challenges and successes experienced with the implementation process. This must include any instance where the LEA did not implement a planned action or implemented a planned action in a manner that differs substantively from how it was described in the adopted LCAP.
- Explain material differences between Budgeted Expenditures and Estimated Actual Expenditures and between the Planned Percentages of Improved Services and Estimated Actual Percentages of Improved Services, as applicable. Minor variances in expenditures or percentages do not need to be addressed, and a dollar-for-dollar accounting is not required.
- Describe the effectiveness of the specific actions to achieve the articulated goal as measured by the LEA. In some cases, not all actions in a goal will be intended to improve performance on all of the metrics associated with the goal. When responding to this prompt, LEAs

may assess the effectiveness of a single action or group of actions within the goal in the context of performance on a single metric or group of specific metrics within the goal that are applicable to the action(s). Grouping actions with metrics will allow for more robust analysis of whether the strategy the LEA is using to impact a specified set of metrics is working and increase transparency for educational partners. LEAs are encouraged to use such an approach when goals include multiple actions and metrics that are not closely associated.

- Describe any changes made to this goal, expected outcomes, metrics, or actions to achieve this goal as a result of this analysis and analysis of the data provided in the Dashboard or other local data, as applicable.

Increased or Improved Services for Foster Youth, English Learners, and Low-Income Students

Purpose

A well-written Increased or Improved Services section provides educational partners with a comprehensive description, within a single dedicated section, of how an LEA plans to increase or improve services for its unduplicated students in grades TK–12 as compared to all students in grades TK–12, as applicable, and how LEA-wide or schoolwide actions identified for this purpose meet regulatory requirements. Descriptions provided should include sufficient detail yet be sufficiently succinct to promote a broader understanding of educational partners to facilitate their ability to provide input. An LEA's description in this section must align with the actions included in the Goals and Actions section as contributing.

Requirements and Instructions

Projected LCFF Supplemental and/or Concentration Grants: Specify the amount of LCFF supplemental and concentration grant funds the LEA estimates it will receive in the coming year based on the number and concentration of low income, foster youth, and English learner students.

Projected Additional LCFF Concentration Grant (15 percent): Specify the amount of additional LCFF concentration grant add-on funding, as described in EC Section 42238.02, that the LEA estimates it will receive in the coming year.

Projected Percentage to Increase or Improve Services for the Coming School Year: Specify the estimated percentage by which services for unduplicated pupils must be increased or improved as compared to the services provided to all students in the LCAP year as calculated pursuant to 5 CCR Section 15496(a)(7).

LCFF Carryover — Percentage: Specify the LCFF Carryover — Percentage identified in the LCFF Carryover Table. If a carryover percentage is not identified in the LCFF Carryover Table, specify a percentage of zero (0.00%).

LCFF Carryover — Dollar: Specify the LCFF Carryover — Dollar amount identified in the LCFF Carryover Table. If a carryover amount is not identified in the LCFF Carryover Table, specify an amount of zero (\$0).

Total Percentage to Increase or Improve Services for the Coming School Year: Add the Projected Percentage to Increase or Improve Services for the Coming School Year and the Proportional LCFF Required Carryover Percentage and specify the percentage. This is the LEAs percentage by which services for unduplicated pupils must be increased or improved as compared to the services provided to all students in the LCAP year, as calculated pursuant to 5 CCR Section 15496(a)(7).

Required Descriptions:

For each action being provided to an entire school, or across the entire school district or COE, an explanation of (1) how the needs of foster youth, English learners, and low-income students were considered first, and (2) how these actions are effective in meeting the goals for these students.

For each action included in the Goals and Actions section as contributing to the increased or improved services requirement for unduplicated pupils and provided on an LEA-wide or schoolwide basis, the LEA must include an explanation consistent with 5 CCR Section 15496(b). For any such actions continued into the 2021–24 LCAP from the 2017–2020 LCAP, the LEA must determine whether or not the action was effective as expected, and this determination must reflect evidence of outcome data or actual implementation to date.

Principally Directed and Effective: An LEA demonstrates how an action is principally directed towards and effective in meeting the LEA's goals for unduplicated students when the LEA explains how:

- It considers the needs, conditions, or circumstances of its unduplicated pupils;
- The action, or aspect(s) of the action (including, for example, its design, content, methods, or location), is based on these considerations; and
- The action is intended to help achieve an expected measurable outcome of the associated goal.

As such, the response provided in this section may rely on a needs assessment of unduplicated students.

Conclusory statements that a service will help achieve an expected outcome for the goal, without an explicit connection or further explanation as to how, are not sufficient. Further, simply stating that an LEA has a high enrollment percentage of a specific student group or groups does not meet the increase or improve services standard because enrolling students is not the same as serving students.

For example, if an LEA determines that low-income students have a significantly lower attendance rate than the attendance rate for all students, it might justify LEA-wide or schoolwide actions to address this area of need in the following way:

After assessing the needs, conditions, and circumstances of our low-income students, we learned that the attendance rate of our low-income students is 7 percent lower than the attendance rate for all students. (Needs, Conditions, Circumstances [Principally Directed])

In order to address this condition of our low-income students, we will develop and implement a new attendance program that is designed to address some of the major causes of absenteeism, including lack of reliable transportation and food, as well as a school climate that does not emphasize the importance of attendance. Goal N, Actions X, Y, and Z provide additional transportation and nutritional resources as well as a districtwide educational campaign on the benefits of high attendance rates. (Contributing Action[s])

These actions are being provided on an LEA-wide basis and we expect/hope that all students with less than a 100 percent attendance rate will benefit. However, because of the significantly lower attendance rate of low-income students, and because the actions meet needs most associated with the chronic stresses and experiences of a socio-economically disadvantaged status, we expect that the attendance rate for our low-income students will increase significantly more than the average attendance rate of all other students. (Measurable Outcomes [Effective In])

COEs and Charter Schools: Describe how actions included as contributing to meeting the increased or improved services requirement on an LEA-wide basis are principally directed to and effective in meeting its goals for unduplicated pupils in the state and any local priorities as described above. In the case of COEs and charter schools, schoolwide and LEA-wide are considered to be synonymous.

For School Districts Only:

Actions Provided on an LEA-Wide Basis:

Unduplicated Percentage > 55 percent: For school districts with an unduplicated pupil percentage of 55 percent or more, describe how these actions are principally directed to and effective in meeting its goals for unduplicated pupils in the state and any local priorities as described above.

Unduplicated Percentage < 55 percent: For school districts with an unduplicated pupil percentage of less than 55 percent, describe how these actions are principally directed to and effective in meeting its goals for unduplicated pupils in the state and any local priorities. Also describe how the actions **are the most effective use of the funds** to meet these goals for its unduplicated pupils. Provide the basis for this determination, including any alternatives considered, supporting research, experience, or educational theory.

Actions Provided on a Schoolwide Basis:

School Districts must identify in the description those actions being funded and provided on a schoolwide basis, and include the required description supporting the use of the funds on a schoolwide basis.

For schools with 40 percent or more enrollment of unduplicated pupils: Describe how these actions are principally directed to and effective in meeting its goals for its unduplicated pupils in the state and any local priorities.

For school districts expending funds on a schoolwide basis at a school with less than 40 percent enrollment of unduplicated pupils: Describe how these actions are principally directed to and how the actions are the most effective use of the funds to meet its goals for foster youth, English learners, and low-income students in the state and any local priorities.

A description of how services for foster youth, English learners, and low-income students are being increased or improved by the percentage required.

Consistent with the requirements of 5 CCR Section 15496, describe how services provided for unduplicated pupils are increased or improved by at least the percentage calculated as compared to the services provided for all students in the LCAP year. To improve services means to grow services in quality and to increase services means to grow services in quantity. Services are increased or improved by those actions in the LCAP that are included in the Goals and Actions section as contributing to the increased or improved services requirement, whether they are provided on an LEA-wide or schoolwide basis or provided on a limited basis to unduplicated students. A limited action is an action that only serves foster youth, English learners, and/or low-income students. This description must address how these action(s) are expected to result in the required proportional increase or improvement in services for unduplicated pupils as compared to the services the LEA provides to all students for the relevant LCAP year.

For any action contributing to meeting the increased or improved services requirement that is associated with a Planned Percentage of Improved Services in the Contributing Summary Table rather than an expenditure of LCFF funds, describe the methodology that was used to determine the contribution of the action towards the proportional percentage. See the instructions for determining the Planned Percentage of Improved Services for information on calculating the Percentage of Improved Services.

A description of the plan for how the additional concentration grant add-on funding identified above will be used to increase the number of staff providing direct services to students at schools that have a high concentration (above 55 percent) of foster youth, English learners, and low-income students, as applicable.

An LEA that receives the additional concentration grant add-on described in EC Section 42238.02 is required to demonstrate how it is using these funds to increase the number of staff who provide direct services to students at schools with an enrollment of unduplicated students that is greater than 55 percent as compared to the number of staff who provide direct services to students at schools with an enrollment of unduplicated students that is equal to or less than 55 percent. The staff who provide direct services to students must be certificated staff and/or classified staff employed by the LEA; classified staff includes custodial staff.

Provide the following descriptions, as applicable to the LEA:

An LEA that does not receive a concentration grant or the concentration grant add-on must indicate that a response to this prompt is not applicable.

Identify the goal and action numbers of the actions in the LCAP that the LEA is implementing to meet the requirement to increase the number of staff who provide direct services to students at schools with an enrollment of unduplicated students that is greater than 55 percent.

An LEA that does not have comparison schools from which to describe how it is using the concentration grant add-on funds, such as an LEA that only has schools with an enrollment of unduplicated students that is greater than 55 percent, must describe how it is using the funds to increase the number of credentialed staff, classified staff, or both, including custodial staff, who provide direct services to students at selected schools and the criteria used to determine which schools require additional staffing support.

In the event that an additional concentration grant add-on is not sufficient to increase staff providing direct services to students at a school with an enrollment of unduplicated students that is greater than 55 percent, the LEA must describe how it is using the funds to retain staff providing direct services to students at a school with an enrollment of unduplicated students that is greater than 55 percent.

Complete the table as follows:

- Provide the staff-to-student ratio of classified staff providing direct services to students with a concentration of unduplicated students that is 55 percent or less and the staff-to-student ratio of classified staff providing direct services to students at schools with a concentration of unduplicated students that is greater than 55 percent, as applicable to the LEA. The LEA may group its schools by grade span (Elementary, Middle/Junior High, and High Schools), as applicable to the LEA. The staff-to-student ratio must be based on the number of full time equivalent (FTE) staff and the number of enrolled students as counted on the first Wednesday in October of each year.
- Provide the staff-to-student ratio of certificated staff providing direct services to students at schools with a concentration of unduplicated students that is 55 percent or less and the staff-to-student ratio of certificated staff providing direct services to students at schools with a concentration of unduplicated students that is greater than 55 percent, as applicable to the LEA. The LEA may group its schools by grade span (Elementary, Middle/Junior High, and High Schools), as applicable to the LEA. The staff-to-student ratio must be based on the number of FTE staff and the number of enrolled students as counted on the first Wednesday in October of each year.

Action Tables

Complete the Data Entry Table for each action in the LCAP. The information entered into this table will automatically populate the other Action Tables. Information is only entered into the Data Entry Table, the Annual Update Table, the Contributing Actions Annual Update Table, and the LCFF Carryover Table. With the exception of the Data Entry Table, the word “input” has been added to column headers to aid in identifying the column(s) where information will be entered. Information is not entered on the remaining Action tables.

The following tables are required to be included as part of the LCAP adopted by the local governing board or governing body:

- Table 1: Total Planned Expenditures Table (for the coming LCAP Year)
- Table 2: Contributing Actions Table (for the coming LCAP Year)
- Table 3: Annual Update Table (for the current LCAP Year)
- Table 4: Contributing Actions Annual Update Table (for the current LCAP Year)
- Table 5: LCFF Carryover Table (for the current LCAP Year)

Note: The coming LCAP Year is the year that is being planned for, while the current LCAP year is the current year of implementation. For example, when developing the 2022–23 LCAP, 2022–23 will be the coming LCAP Year and 2021–22 will be the current LCAP Year.

Data Entry Table

The Data Entry Table may be included in the LCAP as adopted by the local governing board or governing body, but is not required to be included. In the Data Entry Table, input the following information for each action in the LCAP for that applicable LCAP year:

- **LCAP Year:** Identify the applicable LCAP Year.
- **1. Projected LCFF Base Grant:** Provide the total amount of LCFF funding the LEA estimates it will receive for the coming school year, excluding the supplemental and concentration grants and the add-ons for the Targeted Instructional Improvement Grant Program and the Home to School Transportation Program, pursuant to 5 CCR Section 15496(a)(8).

See EC sections 2574 (for COEs) and 42238.02 (for school districts and charter schools), as applicable, for LCFF apportionment calculations.
- **2. Projected LCFF Supplemental and/or Concentration Grants:** Provide the total amount of LCFF supplemental and concentration grants the LEA estimates it will receive on the basis of the number and concentration of unduplicated students for the coming school year.
- **3. Projected Percentage to Increase or Improve Services for the Coming School Year:** This percentage will not be entered; it is calculated based on the Projected LCFF Base Grant and the Projected LCFF Supplemental and/or Concentration Grants, pursuant to 5 CCR Section 15496(a)(8). This is the percentage by which services for unduplicated pupils must be increased or improved as compared to the services provided to all students in the coming LCAP year.
- **Goal #:** Enter the LCAP Goal number for the action.

- **Action #:** Enter the action's number as indicated in the LCAP Goal.
- **Action Title:** Provide a title of the action.
- **Student Group(s):** Indicate the student group or groups who will be the primary beneficiary of the action by entering "All," or by entering a specific student group or groups.
- **Contributing to Increased or Improved Services?:** Type "Yes" if the action **is** included as contributing to meeting the increased or improved services; OR, type "No" if the action is **not** included as contributing to meeting the increased or improved services.
- If "Yes" is entered into the Contributing column, then complete the following columns:
 - **Scope:** The scope of an action may be LEA-wide (i.e., districtwide, countywide, or charterwide), schoolwide, or limited. An action that is LEA-wide in scope upgrades the entire educational program of the LEA. An action that is schoolwide in scope upgrades the entire educational program of a single school. An action that is limited in its scope is an action that serves only one or more unduplicated student groups.
 - **Unduplicated Student Group(s):** Regardless of scope, contributing actions serve one or more unduplicated student groups. Indicate one or more unduplicated student groups for whom services are being increased or improved as compared to what all students receive.
 - **Location:** Identify the location where the action will be provided. If the action is provided to all schools within the LEA, the LEA must indicate "All Schools." If the action is provided to specific schools within the LEA or specific grade spans only, the LEA must enter "Specific Schools" or "Specific Grade Spans." Identify the individual school or a subset of schools or grade spans (e.g., all high schools or grades transitional kindergarten through grade five), as appropriate.
- **Time Span:** Enter "ongoing" if the action will be implemented for an indeterminate period of time. Otherwise, indicate the span of time for which the action will be implemented. For example, an LEA might enter "1 Year," or "2 Years," or "6 Months."
- **Total Personnel:** Enter the total amount of personnel expenditures utilized to implement this action.
- **Total Non-Personnel:** This amount will be automatically calculated based on information provided in the Total Personnel column and the Total Funds column.
- **LCFF Funds:** Enter the total amount of LCFF funds utilized to implement this action, if any. LCFF funds include all funds that make up an LEA's total LCFF target (i.e., base grant, grade span adjustment, supplemental grant, concentration grant, Targeted Instructional Improvement Block Grant, and Home-To-School Transportation).

- **Note:** For an action to contribute towards meeting the increased or improved services requirement it must include some measure of LCFF funding. The action may also include funding from other sources, however the extent to which an action contributes to meeting the increased or improved services requirement is based on the LCFF funding being used to implement the action.
- **Other State Funds:** Enter the total amount of Other State Funds utilized to implement this action, if any.
- **Local Funds:** Enter the total amount of Local Funds utilized to implement this action, if any.
- **Federal Funds:** Enter the total amount of Federal Funds utilized to implement this action, if any.
- **Total Funds:** This amount is automatically calculated based on amounts entered in the previous four columns.
- **Planned Percentage of Improved Services:** For any action identified as contributing, being provided on a Limited basis to unduplicated students, and that does not have funding associated with the action, enter the planned quality improvement anticipated for the action as a percentage rounded to the nearest hundredth (0.00%). A limited action is an action that only serves foster youth, English learners, and/or low-income students.
 - As noted in the instructions for the Increased or Improved Services section, when identifying a Planned Percentage of Improved Services, the LEA must describe the methodology that it used to determine the contribution of the action towards the proportional percentage. The percentage of improved services for an action corresponds to the amount of LCFF funding that the LEA estimates it would expend to implement the action if it were funded.

For example, an LEA determines that there is a need to analyze data to ensure that instructional aides and expanded learning providers know what targeted supports to provide to students who are foster youth. The LEA could implement this action by hiring additional staff to collect and analyze data and to coordinate supports for students, which the LEA estimates would cost \$165,000. Instead, the LEA chooses to utilize a portion of existing staff time to analyze data relating to students who are foster youth. This analysis will then be shared with site principals who will use the data to coordinate services provided by instructional assistants and expanded learning providers to target support to students. In this example, the LEA would divide the estimated cost of \$165,000 by the amount of LCFF Funding identified in the Data Entry Table and then convert the quotient to a percentage. This percentage is the Planned Percentage of Improved Service for the action.

Contributing Actions Table

As noted above, information will not be entered in the Contributing Actions Table; however, the 'Contributing to Increased or Improved Services?' column will need to be checked to ensure that only actions with a "Yes" are displaying. If actions with a "No" are displayed or if actions that are contributing are not displaying in the column, use the drop-down menu in the column header to filter only the "Yes" responses.

Annual Update Table

In the Annual Update Table, provide the following information for each action in the LCAP for the relevant LCAP year:

- **Estimated Actual Expenditures:** Enter the total estimated actual expenditures to implement this action, if any.

Contributing Actions Annual Update Table

In the Contributing Actions Annual Update Table, check the 'Contributing to Increased or Improved Services?' column to ensure that only actions with a "Yes" are displaying. If actions with a "No" are displayed or if actions that are contributing are not displaying in the column, use the drop-down menu in the column header to filter only the "Yes" responses. Provide the following information for each contributing action in the LCAP for the relevant LCAP year:

- **6. Estimated Actual LCFF Supplemental and/or Concentration Grants:** Provide the total amount of LCFF supplemental and concentration grants the LEA estimates it will actually receive based on of the number and concentration of unduplicated students in the current school year.
- **Estimated Actual Expenditures for Contributing Actions:** Enter the total estimated actual expenditure of LCFF funds used to implement this action, if any.
- **Estimated Actual Percentage of Improved Services:** For any action identified as contributing, being provided on a Limited basis only to unduplicated students, and that does not have funding associated with the action, enter the total estimated actual quality improvement anticipated for the action as a percentage rounded to the nearest hundredth (0.00%).
 - Building on the example provided above for calculating the Planned Percentage of Improved Services, the LEA in the example implements the action. As part of the annual update process, the LEA reviews implementation and student outcome data and determines that the action was implemented with fidelity and that outcomes for foster youth students improved. The LEA reviews the original estimated cost for the action and determines that had it hired additional staff to collect and analyze data and to coordinate supports for students that estimated actual cost would have been \$169,500 due to a cost of living adjustment. The LEA would divide the estimated actual cost of \$169,500 by the amount of LCFF Funding identified in the Data Entry Table and then convert the quotient to a percentage. This percentage is the Estimated Actual Percentage of Improved Services for the action.

LCFF Carryover Table

- **9. Estimated Actual LCFF Base Grant:** Provide the total amount of LCFF funding the LEA estimates it will receive for the current school year, excluding the supplemental and concentration grants and the add-ons for the Targeted Instructional Improvement Grant Program and the Home to School Transportation Program, pursuant to 5 CCR Section 15496(a)(8).
- **10. Estimated Actual Percentage to Increase or Improve Services for the Coming School Year:** This percentage will not be entered; it is calculated based on the Estimated Actual LCFF Base Grant and the Estimated Actual LCFF Supplemental and/or Concentration Grants, pursuant to 5 CCR Section 15496(a)(8). This is the percentage by which services for unduplicated pupils must be increased or improved as compared to the services provided to all students in the current LCAP year.

Calculations in the Action Tables

To reduce the duplication of effort of LEAs, the Action Tables include functionality such as pre-population of fields and cells based on the information provided in the Data Entry Table, the Annual Update Summary Table, and the Contributing Actions Table. For transparency, the functionality and calculations used are provided below.

Contributing Actions Table

- 4. Total Planned Contributing Expenditures (LCFF Funds)
 - This amount is the total of the Planned Expenditures for Contributing Actions (LCFF Funds) column
- 5. Total Planned Percentage of Improved Services
 - This percentage is the total of the Planned Percentage of Improved Services column
- Planned Percentage to Increase or Improve Services for the coming school year (4 divided by 1, plus 5)
 - This percentage is calculated by dividing the Total Planned Contributing Expenditures (4) by the Projected LCFF Base Grant (1), converting the quotient to a percentage, and adding it to the Total Planned Percentage of Improved Services (5).

Contributing Actions Annual Update Table

Pursuant to *EC* Section 42238.07(c)(2), if the Total Planned Contributing Expenditures (4) is less than the Estimated Actual LCFF Supplemental and Concentration Grants (6), the LEA is required to calculate the difference between the Total Planned Percentage of Improved Services (5) and the Total Estimated Actual Percentage of Improved Services (7). If the Total Planned Contributing Expenditures (4) is equal to or greater

than the Estimated Actual LCFF Supplemental and Concentration Grants (6), the Difference Between Planned and Estimated Actual Percentage of Improved Services will display “Not Required.”

- 6. Estimated Actual LCFF Supplemental and Concentration Grants
 - This is the total amount of LCFF supplemental and concentration grants the LEA estimates it will actually receive based on of the number and concentration of unduplicated students in the current school year.
- 4. Total Planned Contributing Expenditures (LCFF Funds)
 - This amount is the total of the Last Year's Planned Expenditures for Contributing Actions (LCFF Funds)
- 7. Total Estimated Actual Expenditures for Contributing Actions
 - This amount is the total of the Estimated Actual Expenditures for Contributing Actions (LCFF Funds)
- Difference Between Planned and Estimated Actual Expenditures for Contributing Actions (Subtract 4 from 7)
 - This amount is the Total Planned Contributing Expenditures (4) subtracted from the Total Estimated Actual Expenditures for Contributing Actions (7)
- 5. Total Planned Percentage of Improved Services (%)
 - This amount is the total of the Planned Percentage of Improved Services column
- 8. Total Estimated Actual Percentage of Improved Services (%)
 - This amount is the total of the Estimated Actual Percentage of Improved Services column
- Difference Between Planned and Estimated Actual Percentage of Improved Services (Subtract 5 from 8)
 - This amount is the Total Planned Percentage of Improved Services (5) subtracted from the Total Estimated Actual Percentage of Improved Services (8)

LCFF Carryover Table

- 11. Estimated Actual Percentage of Increased or Improved Services (7 divided by 9, plus 8)

- This percentage is the Total Estimated Actual Expenditures for Contributing Actions (7) divided by the LCFF Funding (9), then converting the quotient to a percentage and adding the Total Estimated Actual Percentage of Improved Services (8).
- 12. LCFF Carryover — Dollar Amount LCFF Carryover (Subtract 11 from 10 and multiply by 9)
 - If the Estimated Actual Percentage of Increased or Improved Services (11) is less than the Estimated Actual Percentage to Increase or Improve Services (10), the LEA is required to carry over LCFF funds.

The amount of LCFF funds is calculated by subtracting the Estimated Actual Percentage to Increase or Improve Services (11) from the Estimated Actual Percentage of Increased or Improved Services (10) and then multiplying by the Estimated Actual LCFF Base Grant (9). This amount is the amount of LCFF funds that is required to be carried over to the coming year.

- 13. LCFF Carryover — Percentage (12 divided by 9)
 - This percentage is the unmet portion of the Percentage to Increase or Improve Services that the LEA must carry over into the coming LCAP year. The percentage is calculated by dividing the LCFF Carryover (12) by the LCFF Funding (9).

LCAP, Metrics

		<u>1</u>	<u>2</u>	<u>3</u>	<u>4</u>	<u>5</u>	<u>6</u>	<u>7</u>	<u>8</u>	<u>9</u>	<u>10</u>
Ensure that all students can demonstrate proficiency in math and literacy skills for multiple College and Career Readiness options using both in-person and	Actions	<input checked="" type="checkbox"/>	<input checked="" type="checkbox"/>	<input type="checkbox"/>	<input checked="" type="checkbox"/>	<input type="checkbox"/>	<input type="checkbox"/>	<input type="checkbox"/>	<input checked="" type="checkbox"/>	<input type="checkbox"/>	<input type="checkbox"/>
	Metrics	<input checked="" type="checkbox"/>	<input checked="" type="checkbox"/>	<input type="checkbox"/>	<input checked="" type="checkbox"/>	<input type="checkbox"/>	<input type="checkbox"/>	<input type="checkbox"/>	<input checked="" type="checkbox"/>	<input type="checkbox"/>	<input type="checkbox"/>
Develop the physical, and social-emotional health of students in a physically, socially and emotionally safe environment causing connectedness with the	Actions	<input checked="" type="checkbox"/>	<input type="checkbox"/>	<input type="checkbox"/>	<input type="checkbox"/>	<input checked="" type="checkbox"/>	<input checked="" type="checkbox"/>	<input checked="" type="checkbox"/>	<input type="checkbox"/>	<input type="checkbox"/>	<input type="checkbox"/>
	Metrics	<input checked="" type="checkbox"/>	<input type="checkbox"/>	<input type="checkbox"/>	<input type="checkbox"/>	<input checked="" type="checkbox"/>	<input checked="" type="checkbox"/>	<input checked="" type="checkbox"/>	<input type="checkbox"/>	<input type="checkbox"/>	<input type="checkbox"/>
Parent and community participation in and connectedness with the schools will increase.	Actions	<input type="checkbox"/>	<input type="checkbox"/>	<input checked="" type="checkbox"/>	<input type="checkbox"/>	<input type="checkbox"/>	<input type="checkbox"/>	<input type="checkbox"/>	<input type="checkbox"/>	<input type="checkbox"/>	<input type="checkbox"/>
	Metrics	<input type="checkbox"/>	<input type="checkbox"/>	<input checked="" type="checkbox"/>	<input type="checkbox"/>	<input type="checkbox"/>	<input type="checkbox"/>	<input type="checkbox"/>	<input type="checkbox"/>	<input type="checkbox"/>	<input type="checkbox"/>

		<u>1</u>	<u>2</u>	<u>3</u>	<u>4</u>	<u>5</u>	<u>6</u>	<u>7</u>	<u>8</u>	<u>9</u>	<u>10</u>
Actions		<input type="checkbox"/>	<input type="checkbox"/>	<input type="checkbox"/>	<input type="checkbox"/>	<input type="checkbox"/>	<input type="checkbox"/>	<input type="checkbox"/>	<input type="checkbox"/>	<input type="checkbox"/>	<input type="checkbox"/>
Metrics		<input type="checkbox"/>	<input type="checkbox"/>	<input type="checkbox"/>	<input type="checkbox"/>	<input type="checkbox"/>	<input type="checkbox"/>	<input type="checkbox"/>	<input type="checkbox"/>	<input type="checkbox"/>	<input type="checkbox"/>

Acronym Page

ADA, Average Daily Attendance
 ALD, Achievement Level Descriptor
 API, Academic Performance Index
 ASES, After School Education Safety
 AVID, Advancement Via Individualized
 Determination
 AYP, Adequate Yearly Progress
 BB, Below Basic
 BL, Baseline
 CAASPP, California Assessment of Student
 Performance and Progress
 CASS, California State Standards
 CBO, Chief Business Officer
 CCCSS, California Common Core State
 Standards
 CCR, College & Career Ready
 CCSS, Common Core State Standards
 CELDT, California English Learner
 Development Test
 CHKS, California Healthy Kids Survey
 COP, Certificate of Participation

CSR, Class Size Reduction
 CST, California Standards Test
 CTE, Career Technical Education
 EAP, Early Assessment Program
 EL, English Learner
 ELA, English Language Arts
 ELD, English Language Development
 ES, Elementary School
 ESE, Education Systems Engineers
 FBB, Far Below Basic
 FTE, Full Time Equivalent
 FY, Foster Youth
 HS, High School
 IA, Instructional Assistant
 IS, Independent Study
 ISSC, In School Suspension Classroom
 LCAP, Local Control Accountability Plan

LCFF, Local Control Funding Formula
 LEA, Local Education Agency
 MOT, Maintenance, Operations and
 Transportation
 MS, Middle School
 MTSS, Multi-Tiered Systems of Support
 PD, Professional Development
 RLA, Reading Language Arts
 RTI, Response To Intervention
 SBE, State Board of Education
 SDAIE, Specially Designed Academic
 Instruction in English
 SR SpEd, State Restricted Special Education
 STEAM, Science, Technology, Engineering,
 Arts and Math
 SWD, Students with Disabilities
 TECALS, Transitional Employment College
 Readiness and Life Skills
 TOSA, Teacher on Special Assignment
 VOIP, Voice Over Internet Protocol

LCAP Explanatory Page

Numbering System:

Each action in this LCAP has a unique four digit *Action ID*. For example an action may have the *Action ID* 04.02. This would mean that this particular action is listed under goal 4 and it is action 2 in that year and for that goal. In this manner each individual action can be identified in stakeholder update discussions.

Annual Outcomes Baseline Metrics:

Each Goal's Annual Outcomes Metrics lists a baseline denoted by the acronym *BL*. The baseline is the data that has been most recently reported to CDE when that is available; otherwise, it is the most recent data the district has available.

Action Without Expenditures:

If an action does not have an associated expenditure a "\$0" is placed in the *Budget Amount* column and a '--' is placed in both the *Source* field and the *Reference* field.

LCFF and LCFF Supplemental and Concentration:

If an expenditure is budgeted with supplemental and concentration funds it will have a 'LCFF, S&C' in the *Source* field. If the expenditure is budgeted with Base funds it will have only 'LCFF' in the *Source* field.

Annual Update Actual Actions and Services:

In the Annual Update fields titled *Actual Actions and Services*: there are two numbers at the end of the explanation. These two numbers represent a numeric estimate of the 1. progress towards completion and 2. effectiveness of the action towards meeting the goal. The number is a percentage between 0% and 100%. The numbers represent a best consensus of the LCAP committee.

Stakeholder Engagement Rank Percentages:

In the Stakeholder Engagement, Impact on LCAP sections there is a rank list of the top five actions requested by each stakeholder focus group. Each participant in the group had 12 votes they could use to identify their priorities. The percentage represents the percentage of all votes that the particular action received. For example in the Stakeholder Engagement, Impact on LCAP, Certificated Staff section there were 307 votes cast. The highest voted action received 27 votes or 8.79% of the total votes.

Metric 2.A: Implementation of SBE adopted standards for all students:

This is a number taken from the ESE LCAP Teacher survey in which teachers are asked to use their best professional judgement to determine how much of their instruction is rigorously aligned to the current CASS in the four core subject areas.

Metric 2.B: Implementation of SBE adopted EL standards for all ELs:

This is a number taken from the ESE LCAP Teacher survey in which teachers of ELD are asked to use their best professional judgement to determine how much of their instruction is rigorously aligned to the current CA ELD Frameworks in the four core subject areas.

Metric 6.C: District School Climate Survey overall index rating:

This is an annual survey that the district administers at least every other school year. All sub-groups: certificated staff, classified staff, parents/community, and students are surveyed. The survey measures impressions of both school safety and the schools' social-emotional environment. An index score of 80% or higher is be deemed as satisfactory.

Metric 3.1: District Parent Survey overall index rating:

This is an annual parent survey that the district will begin administering each school year. The survey measures parent perceptions of both school safety and the schools' social-emotional environment as well as parent capacity. An index score of 80% or higher will be deemed as satisfactory.

Metric 7.A: % of students enrolled in required courses of study

The CCSESA LCAP Approval Manual list the following for 7.A: "A broad course of study that includes all of the subject areas described in Section 51210 and Section 51220(a) to (i), as applicable" Because CDE provides no specific calculation to determine this metric the district developed the following. The calculation for this metric is: the number of students in the district that are enrolled in the appropriate RLA, Math, Science, Social Science, and P.E. classes to ensure they are on track to either graduate (high school) or advance to the next grade level and divides them by the number of students in the district. This is expressed as a percentage.

Metric 7.B: % of unduplicated students participating in programs or services for unduplicated students:

The CCSESA LCAP Approval Manual list the following for 7.B: "Programs and services developed and provided to unduplicated pupils". Because CDE provides no specific calculation to determine this metric the district developed the following. The calculation for this metric is: the number of unduplicated students who participate in programs targeting unduplicated students for support divided by the number of unduplicated students in the district. This gives a number that is the number of programs of participation per unduplicated student.

Metric 7.C: % of exceptional needs students participating in programs or services for students with exceptional needs:

The CCSESA LCAP Approval Manual list the following for 7.B: "Programs and services developed and provided to individuals with exceptional needs". Because CDE provides no specific calculation to determine this metric the district developed the following. The calculation for this metric is: the number of exceptional needs students who participate in programs targeting exceptional needs students for support divided by the number of exceptional needs students in the district. This gives a number that is the number of programs of participation per exceptional needs student.

WASC and Strategic Plan Actions:

The district has multiple plans that stakeholders felt were important enough that the actions from these plans needed to be included in the LCAP. These plans might be the WASC or Strategic Plan. Actions from these plans are called out with the words (WASC) or (Strategic Plan) in brackets at the end of the actions description.

Metrics that are N/A (Not Applicable):

Metrics that have an "N/A" were deemed to be inapplicable because either the mobility rate is too great or the sample size of the student population is too small respectively to make this data valid for year over year comparisons, or the district was unable to collect data in a given year.

Metrics that are N/D (No Data):

Metrics that have an "N/D" have no data reported on the CDE CA Dashboard or other relevant CDE websites.

Metrics that are N/D/C (No Data due to COVID):

Metrics that have an "N/D/C" have no data reported in the LCAP due difficulties gathering data during the COVID pandemic.

Priority 1: ☐

Number/percentage of misassignments of teachers of English learners, total teacher misassignments, and vacant teacher positions:

5%

Number/percentage of students without access to their own copies of standards-aligned instructional materials for use at school and at home:

0%

Number of identified instances where facilities do not meet the “good repair” standard (including deficiencies and extreme deficiencies):

68

Optional: Provide any additional information that the local educational agency believes is relevant to understanding its progress on meeting the requirements for appropriately assigned teachers, access to curriculum-aligned instructional materials, and safe, clean and functional school facilities. (1500 character limit)

Priority 2: ☒

83%

80%

98%

74%

In the narrative box, identify the locally selected measures or tools that the local educational agency is using to track its progress in implementing the state academic standards adopted by the State Board of Education and briefly describe why the local educational agency chose the selected measures or tools.

Additionally, summarize the local educational agency’s progress in implementing the academic standards

adopted by the State Board of Education, based on the locally selected measures or tools. (3000 character limit)

1259

The LEA uses an internally developed self assessment tool to measure the implementation of the CA State Academic Standards (CASS). The survey is taken by each teacher in a facilitated focus group environment. This setting allows the teachers to ask clarifying questions of the facilitator and each other. The self assessment tool asks questions about the number of students taught, how many have the most current CASS aligned curriculum, and what percentage of instruction in the various content areas is rigorously aligned to the most recently adopted CASS.

The LEA chose this particular tool because it focuses on the implementation of standards in the instructional process and gives the district one number to simply and effectively measure annual progress. In addition this tool was developed before the CDE's self-reflection tools and thus provides annual growth going back three academic years.

The 2021-22 and 2022-23 average response to the question, "Of the daily instruction your students receive from you, what percentage is rigorously aligned to the current CASS in your content area." was respectively, 83% and 98%. The 2021-22 and 2022-23 average response to the same question, but for ELD instruction only was 80% and 74%, respectively.

	Survey	Houses	Index	Input	Participation	Goal #	Goal
Priority 3: <input checked="" type="checkbox"/>	9	102	76.2	33%	67%	03	Parent and community participation in and

If the local educational agency administers a local survey to parents/guardians in at least one grade within each grade span that the local educational agency serves (e.g., K–5, 6–8, 9–12), summarize:

- The key findings from the survey related to seeking input from parents/guardians in school and district decision making;
- The key findings from the survey related to promoting parental participation in programs; and
- Why the local educational agency chose the selected survey and whether the findings relate to the goals established for other Local Control Funding Formula priorities in the Local Control and Accountability Plan.

The parent survey was administered to a random sample of parents in all grades served by the LEA during the spring of 2023. The sample included 9 responses in an LEA with an estimated family count of 102 for a response rate of 8.8%.

The key findings of the survey were:

1. Parent Input: 33% of parents agreed with the statement that, The school or district actively seeks the input of parents before making important decisions.
2. Parent Participation: 67% agreed with the survey statements suggesting that, the district provides multiple forms of support to parents.

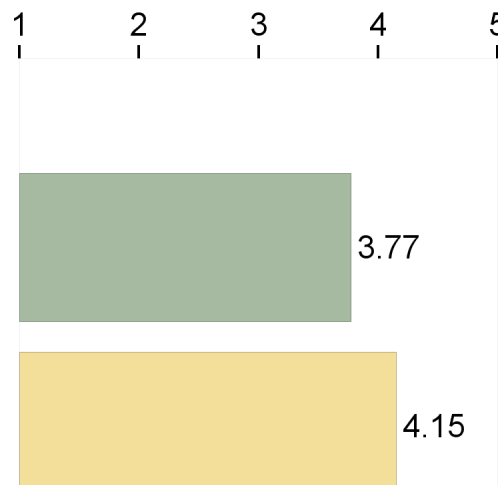
The LEA chose this parent survey tool because it is based on research by Michael Krist SBE President on what effective districts do to involve parents. It has also been used by the district for 4 years of LCAP, so there is longitudinal data to compare growth.

The survey assists the LEA in measuring the outcomes of goal 03 Parent and community participation in and connectedness with the schools will increase.

Priority 3 CDE Self Reflection Tool:
Section 1

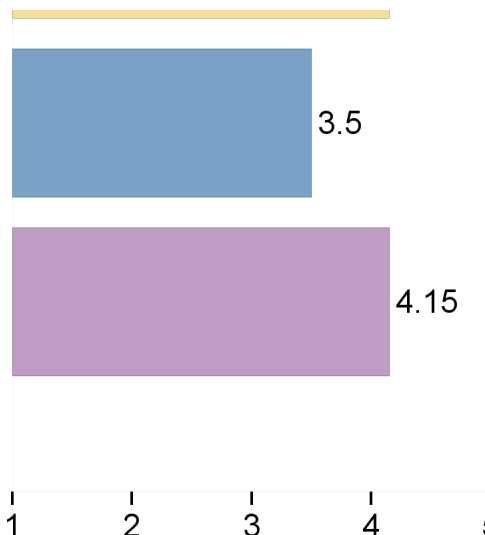
1. Rate the LEA's progress in developing the capacity of staff (i.e. administrators, teachers, and classified staff) to build trusting and respectful relationships with families

2. Rate the LEA's progress in creating welcoming environments for all families in the community.



3. Rate the LEA's progress in supporting staff to learn about each family's strengths, cultures, languages, and goals for their children.

4. Rate the LEA's progress in developing multiple opportunities for the LEA and school sites to engage in 2-way communication between families and educators using language that is understandable and accessible to families.



Briefly describe the LEA's current strengths and progress in Building Relationships Between School Staff and Families.:

Communications between CJ and the parent community seems to be very effective and is appreciated by the families. The District keeps open a line of communication with parents. Communication is available as needed. Notifications are sent home in both English and Spanish. Non-English speaking families feel included. Staff members are approachable and willing to listen. They greet the students and show interest in them. The District invites parents to attend school functions and to participate. The District has hired a community liaison.

Briefly describe the LEA's focus area(s) for improvement in Building Relationships Between School Staff and Families.:

The satisfaction level with respect to communication is high. Notifications are sent in Spanish and English, by phone and by email. Parents feel included. The District is urged to keep up the good work but make improvements as needed.

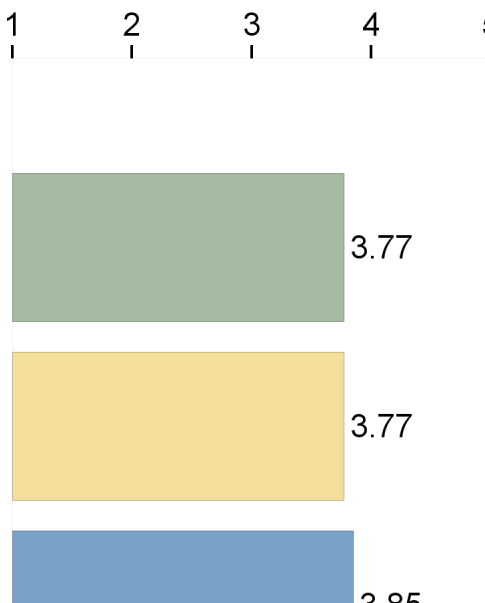
Briefly describe how the LEA will improve engagement of underrepresented families identified during the self-reflection process in relation to Building Relationships Between School Staff and Families.:

Priority 3 CDE Self Reflection Tool:
Section 2

5. Rate the LEA's progress in providing professional learning and support to teachers and principals to improve a school's capacity to partner with families.

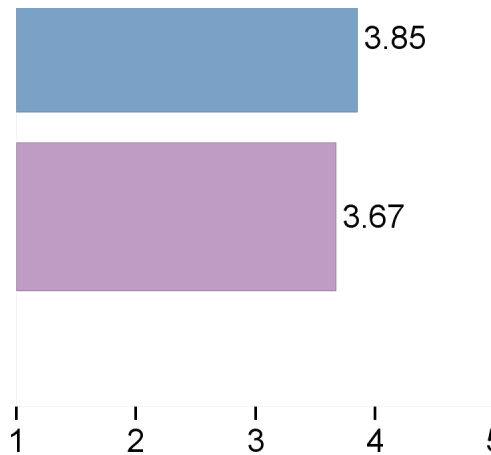
6. Rate the LEA's progress in providing families with information and resources to support student learning and development in the home.

7. Rate the LEA's progress in implementing policies or programs for teachers to meet with families and



students to discuss student progress and ways to work together to support improved student outcomes.

8. Rate the LEA's progress in supporting families to understand and exercise their legal rights and advocate for their own students and all students.



Briefly describe the LEA's current strengths and progress in Building Partnerships for Student Outcomes.:

Communication is a strong point for Cuyama district. Staff works with parents in support of students; there are parent conferences and SST meetings. Reports are given to parents throughout the year. The implementation of parent/teacher conferences at the high school is a good step in building partnerships.

Briefly describe the LEA's focus area(s) for improvement in Building Partnerships for Student Outcomes.:

Continuing communications and parent collaboration will build strong partnerships for good student outcomes.

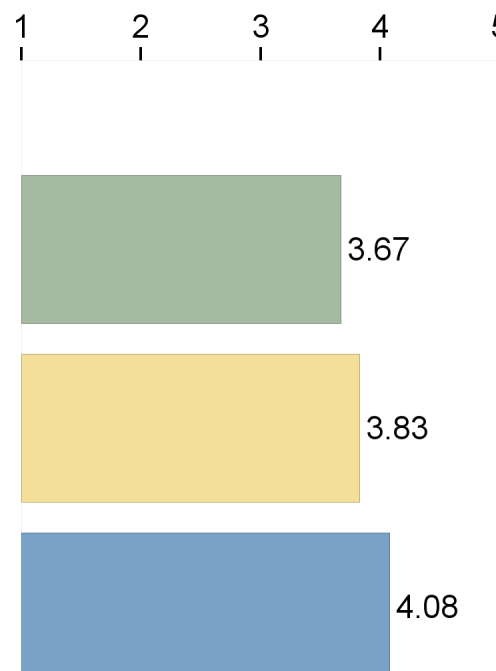
Briefly describe how the LEA will improve engagement of underrepresented families identified during the self-reflection process in relation to Building Partnerships for Student Outcomes.:

Priority 3 CDE Self Reflection Tool:
Section 3

9. Rate the LEA's progress in building the capacity of and supporting principals and staff to effectively engage families in advisory groups and with decision-making.

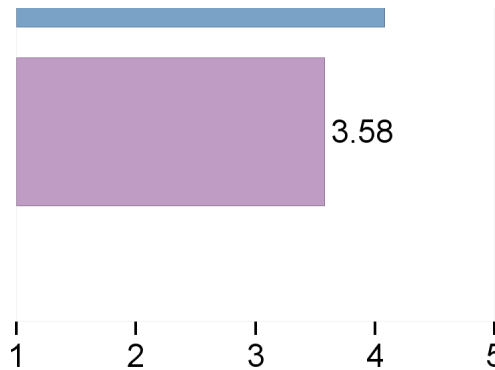
10. Rate the LEA's progress in building the capacity of and supporting family members to effectively engage in advisory groups and decision-making.

11. Rate the LEA's progress in providing all families with opportunities to provide input on policies and programs, and implementing strategies to reach and seek input from any underrepresented groups in the school



community.

12. Rate the LEA's progress in providing opportunities to have families, teachers, principals, and district administrators work together to plan, design, implement and evaluate family engagement activities at school and district levels.



Briefly describe the LEA's current strengths and progress in Seeking Input for Decision-Making:

The district reaches out to parents to keep them informed of meetings and their opportunities to give input. They are informed of Board meetings, ELAC/DELAC and SSC. The District reaches out to families during the LCAP process, the WASC visit and encourages their participation and input.

Parents feel validated and supported by the opportunities to participate in the decision-making process.

Briefly describe the LEA's focus area(s) for improvement in Seeking Input for Decision-Making:

Through surveys, notices and meetings, parents feel informed and part of the process. They feel like they matter.

Briefly describe how the LEA will improve engagement of underrepresented families identified during the self-reflection process in relation to Seeking Input for Decision-Making:

Parents feel respected by being involved in the educational process of their children.

Holding occasional events or activities that include an aspect of fun, such as games or contests might provide a non-threatening opportunity for families who are intimidated in the school setting.

Priority 6: ☒

Local educational agencies will provide a narrative summary of the local administration as analysis of a local climate survey that captures a valid measure of student perceptions of school safety and connectedness in at least one grade within the grade span (e.g., K-5, 6-8, 9-12). Specifically, local educational agencies will have an opportunity to include differences among student groups, and for surveys that provide an overall score, such as the California Healthy Kids Survey report the overall score for all students and student groups. This summary may also include an analysis of a subset of specific items on a local survey that are particularly relevant to school safety and connectedness.

(3000 character limit) 565

The *ESE Climate Survey* was administered to grades 9-12 by the LEA during the spring of 2023.

Two questions that were of particular import to the LEA in evaluating priority 6 were:

1. The questions relating to school connectedness. These questions differ slightly at each grade level, but they measure students' sense of connectedness to the school. 49% of students say they feel connected with their school.

2. The questions relating to school safety. These questions measure whether students feel safe at school. 57% of students say they feel safe at school.

Score

Priority 7: ☒

100%

1. Briefly identify the locally selected measures or tools that the LEA is using to track the extent to which all students have access to, and are enrolled in, a broad course of study, based on grade spans, unduplicated

student groups, and individuals with exceptional needs served.

(3000 character limit) 532

The district developed a self evaluation tool to determine the percentage of students (including unduplicated and exceptional needs students) that have access to each required course of study. This percentage is evaluated at each grade level and for each required course of study per Ed Code EC 51210 and 51220. These percentages are then aggregated to give the district a percentage score on the access that students have to the broad course of study. The self evaluation tool for the 2022-23 school year gave a score of 100%.

2. Using the locally selected measures or tools, summarize the extent to which all students have access to, and are enrolled in, a broad course of study. The summary should identify any differences across school sites and student groups in access to, and enrollment in, a broad course of study. LEAs may describe progress over time in the extent to which all students have access to, and are enrolled in, a broad course of study. (3000 character limit) 418

The self evaluation tool for the 2022-23 school year gave a score of 100%. There is only one site per grade range; therefore, there are no access differences across sites. It was the determination of the district while using the self evaluation tool, that both the unduplicated sub group and the students with exceptional needs sub group had the same access to the broad range of study that the general population had.

3. Given the results of the tool or locally selected measures, identify the barriers preventing the LEA from providing access to a broad course of study for all students.

(3000 character limit) 276

One large barrier to providing a broad course of study to all students is the limited number of teachers within the district. With only 14.00 teachers for grades TK-12 it is a challenge to provide adequate access in areas like foreign language and applied and performing arts.

4. In response to the results of the tool or locally selected measures, what revisions, decisions, or new actions will the LEA implement, or has the LEA implemented, to ensure access to a broad course of study for all students? (3000 character limit) 311

The district will work to increase student access to visual and performing arts and career technical education and physical education by using a combination of outside groups and staff to deliver instruction in these areas. The district will also increase dual enrollment classes with local community colleges.