

SEL: A Bridge to Educational Equity



NATOMA STATION ELEMENTARY PRESENTERS:

VICKIE BOUDOURIS - Principal

COURTNEY MORALES - Culture & Climate Facilitator

KRISTINA CAMERON - Culture & Climate Facilitator

BRYNN HERMSMEIER - Student Council President

MARC DIONISIO - Student Council Recording Secretary

GRACE STUCKERT - Student Council Corresponding Secretary

NYA BELL & ABIGAIL WEBSTER - New Students to Natoma Station

November 4, 2021

SOCIAL EMOTIONAL LEARNING at Natoma Station



Focus on relationships where everyone feels connected and a strong sense of belonging.

What we know: Students are returning from non-traditional schooling and where most experienced some form of isolation and disconnection due to the effects of the pandemic.

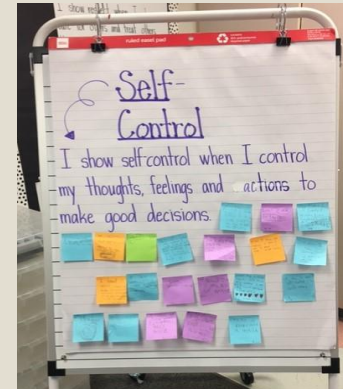
How we respond: We are intentional about building social and emotional skills at school by integrating SEL in everything we do!

- ★ Responsive Classroom
- ★ Monthly Character Trait Focus
- ★ PBIS (Positive Behavior Intervention Supports)
- ★ Second Step Social Emotional Curriculum

Responsive Classroom


★ What is it?

- An approach not a program
- Engaging Academics
- Positive Community
- Effective Management
- Developmentally Responsive Teaching

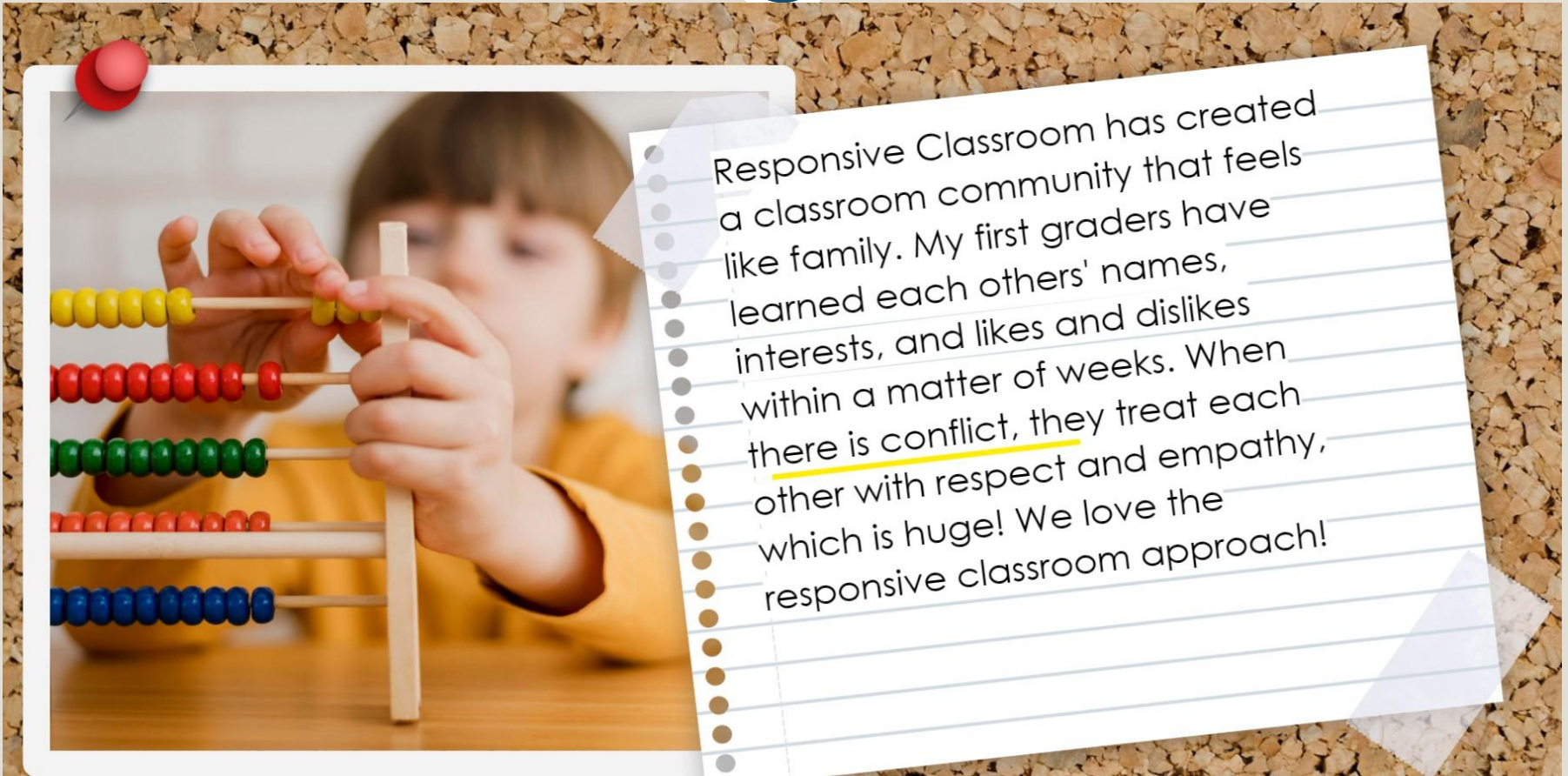


How might it look and sound in the classroom?

- Morning Meetings
- Energizers
- Quiet Time
- Closing Circle
- Quiet Signal
- Positive Teacher Language
- Student Engagement



Responsive Classroom



Responsive Classroom has created a classroom community that feels like family. My first graders have learned each others' names, interests, and likes and dislikes within a matter of weeks. When there is conflict, they treat each other with respect and empathy, which is huge! We love the responsive classroom approach!

Monthly Character Traits



★ Monthly Character Traits

- Align with Responsive Classroom, Second Step SEL Curriculum
- Weekly Staff Read Alouds
- Monthly Challenge and Virtual Library
- Student Entry for Monthly Challenge
- Monthly student recognition - Lunch with the Principal



PBIS



★ PBIS

- Common Language - Behavior Standards - School signs
- Restorative Practices
 - Student Support Binder
 - Using SWIS data to measure outcomes and respond
 - Focus on repairing the harm
- Cheetah Champs
- Additional Supports - Special Friends, Exploratory Space, Rest and Reset



Impact



How do we measure the impact?

- New Students' Testimony
 - Abigail Webster and Nya Bell
- SEL Survey for Students (Panorama), (California Healthy Kids Survey - 5th Grade)
- Survey for Staff (Administrator Created Survey), (California Healthy Kids Survey - Staff)
- Survey for Families (California Healthy Kids Survey - Parents/Caregivers)
- SWIS Student Discipline Database

Sustainability



- Next steps?

- Second Step Digital Platform Implementation - ongoing support
- Partner with families - SEL Parent Workshop - October, 2021
- Partner with Students and ensure they have a voice - Student Council and 5th Grade Leadership Team
- “Exploratory Space” alternative recess option with a Self-Regulation Supports and a Restorative Practices Focus
- Rest and Reset Space for Classrooms / Shared Spaces/Pods
- Continued collaboration with FCUSD school leaders and climate & culture facilitators to monitor progress, reflect, and continually improve

Conclusion



Natoma Station is a welcoming campus where everyone feels a strong sense of belonging and is encouraged to use their voice to create a community where diversity, inclusion, and equity are practiced and celebrated.



Thank you



- FCUSD Leadership Team
- SEL Department
- NSE Culture & Climate Facilitators:
 - Kristina Cameron & Courtney Morales
- Natoma Station Staff
- Natoma Station Families
- Natoma Station Students! **Go Cheetahs!**

