

School Year: **2021-22**

# School Plan for Student Achievement (SPSA) Template

Instructions and requirements for completing the SPSA template may be found in the SPSA Template Instructions.

School Name	County-District-School (CDS) Code	Schoolsite Council (SSC) Approval Date	Local Board Approval Date
Mangini Ranch Elementary	34673300113621	September 9, 2021	October 21, 2021

# Table of Contents

- SPSA Title Page ..... 1
- Table of Contents..... 2
- Purpose and Description..... 4
- School Vision and Mission ..... 4
- School & Community Profile ..... 4
- Comprehensive Needs Assessment Components ..... 6
  - Data Analysis ..... 6
  - Surveys ..... 6
  - Classroom Observations ..... 6
  - Analysis of Current Instructional Program..... 6
- Stakeholder Involvement ..... 9
- Resource Inequities ..... 9
- School and Student Performance Data ..... 10
  - Student Enrollment..... 10
  - CAASPP Results..... 12
  - ELPAC Results ..... 14
  - Student Population ..... 15
  - Overall Performance ..... 16
  - Academic Performance ..... 17
  - Academic Engagement ..... 20
  - Conditions & Climate..... 21
- Goals, Strategies, & Proposed Expenditures..... 22
  - Goal 1 ..... 22
  - Goal 2..... 25
  - Goal 3..... 28
  - Goal 4..... 30
- Budget Summary ..... 33
  - Budget Summary ..... 33
  - Other Federal, State, and Local Funds ..... 33
- School Site Council Membership ..... 34
- English Learner Advisory Committee (ELAC)..... 35
- Recommendations and Assurances ..... 36
- Instructions..... 37
  - Instructions: Linked Table of Contents ..... 37
  - Purpose and Description ..... 38
  - Stakeholder Involvement..... 38

Resource Inequities .....38

Goals, Strategies, Expenditures, & Annual Review .....39

    Annual Review .....40

    Budget Summary .....41

    Appendix A: Plan Requirements .....43

    Appendix B:.....46

    Appendix C: Select State and Federal Programs .....48

## Purpose and Description

Briefly describe the purpose of this plan (Select from Schoolwide Program, Comprehensive Support and Improvement, Targeted Support and Improvement, or Additional Targeted Support and Improvement)

Schoolwide Program

Briefly describe the school's plan for effectively meeting the ESSA requirements in alignment with the Local Control and Accountability Plan and other federal, state, and local programs.

The site plan of Mangini Ranch Elementary School is designed and purposed to align, complement and support Local Control and Accountability Plan (LCAP) goals of the Folsom Cordova Unified School District (FCUSD). Continuous analysis of student data and focus on targeted instruction is essential in the growth and sustainability of all students. Our site plan highlights the integration of evidence based practices and fidelity to curriculum, assuring that all students can and will achieve at their, and beyond their level.

## School Vision and Mission

As a brand new school that opened for the 2021-2022 school year.

MANGINI RANCH ELEMENTARY VISION STATEMENT / MISSION STATEMENT

We expect all students, parents, and staff to work as a team to promote the maximum academic, social, and emotional growth of each student.

Mangini Ranch Elementary School is committed to carrying out its mission by:

1. Providing a safe and positive learning environment.
2. Providing caring and talented teachers.
3. Communicating effectively with parents and students.
4. Developing students' self-esteem.
5. Promoting student success and responsibility.
6. Recognizing positive growth and accomplishments.
7. Increasing the involvement of parents and community in school activities.
8. Promoting comprehensive individualized academic expectations, through Response to Instruction/Intervention (RtI), Multi Tiered Systems of Support (MTSS), or enrichment as needed.
9. Providing opportunities for students to enrich and expand their school experiences through both classroom and extra-curricular activities.
10. Promoting appropriate integration of technology into the classroom.

## School & Community Profile

Mangini Ranch Elementary School is one of 21 elementary schools in the Folsom Cordova Unified School District. Located along the Highway 50 corridor, beautifully positioned in a well thought out neighborhood, surrounded by Folsom's finest establishments and scenery. Mangini Ranch Elementary is a 45000 square foot school that sits on approximately 10 acres. Upon the opening of the school, approximately 70% of our families are from out of the area. This new community has welcomed Mangini Ranch Elementary with open arms with supportive family and community members.

Mangini Ranch Elementary School provides a challenging curriculum while allowing students to explore and develop their interests and talents. Students are assessed formally throughout the year and ongoing assessments guide the development of appropriate interventions and enrichment programs to meet the needs of all students. Our Multi-Tiered Systems of Support (MTSS) schedule offers a reduced class size to provide instruction for students in Gifted and Talented Education (GATE) accelerated classes and targeted instruction for remediation and intervention. Due to the support of our Parent-Teacher Association (PTA), Intel Corporation funds, and parents, we will be offering extended day programs, interventions, Science Technology Engineering & Math (STEM) curriculum, and a variety of school clubs, (i.e. Chess Club, Robotics Club, Engineering, Computer Club, and Musical Theater).

Mangini Ranch Elementary School maintains a positive school environment through the teamwork efforts of our staff, students and parents. Our hardworking school staff is expected to model the behavior we expect from our students. We expect our students to be Respectful, Responsible, Friendly, and Safe. Our Blackboard Connect messages (voice, emails, and text) and School Wires web pages on our website allow for maximum communication from the school to the members of our community. Frequent communication and strong parent involvement allow for an informed and positive learning environment.

# Comprehensive Needs Assessment Components

## Data Analysis

Please refer to the School and Student Performance Data section where an analysis is provided.

## Surveys

This section provides a description of surveys (i.e., Student, Parent, Teacher) used during the school-year, and a summary of results from the survey(s).

As a brand new school that opened for the 2021-2022 school year. We will conduct school effectiveness surveys, along with ongoing parent feedback. Through our Parent Teacher Association (PTA), School Site Council (SSC), teacher communications and parent coordinator we gather needed information to address needs, and concerns of our community. Google surveys have provided great opportunity for easy use implementation, results, and feedback. California Healthy Kids Survey (CHKS) is formally administered once a year to our 5th grade students, all parents, and staff with data gathered to better address concerns and needs from the targeted population

## Classroom Observations

This section provides a description of types and frequency of classroom observations conducted during the school-year and a summary of findings.

Classroom observations are made throughout the campus, formally, informally as needed or wanted, and spontaneously. Teacher and staff evaluations are made on a scheduled and drop in basis with ongoing supports in place to provide guidance, to better their teaching. Areas of needs, strengths and growth are targeted throughout the school year, providing guidance for Professional Development (PD). We have an electronic evaluation process through Talent Ed/Perform, which is used regularly, and easily for better communication and tracking for each employee (certificated and classified).

## Analysis of Current Instructional Program

The following statements are derived from the Elementary and Secondary Education Act (ESEA) of 1965 and Essential Program Components (EPCs). In conjunction with the needs assessments, these categories may be used to discuss and develop critical findings that characterize current instructional practice for numerically significant subgroups as well as individual students who are:

- Not meeting performance goals
- Meeting performance goals
- Exceeding performance goals

Discussion of each of these statements should result in succinct and focused findings based on verifiable facts. Avoid vague or general descriptions. Each successive school plan should examine the status of these findings and note progress made. Special consideration should be given to any practices, policies, or procedures found to be noncompliant through ongoing monitoring of categorical programs.

## Standards, Assessment, and Accountability

Use of state and local assessments to modify instruction and improve student achievement (ESEA)

As a brand new school that opened for the 2021-2022 school year, we are currently in the process of gathering student performance data. California Assessment of Student Performance and Progress (CAASPP) is administered to all students, grades 3-5 each year in the spring. Programs such as i-Ready, Systematic Instruction in Phonological Awareness Phonics and Sight Words (SIPPS), oral reading passages, phonics assessments, computerized reading, and Common Core State Standards' (CCST) tests are used for progress monitoring and meeting the instructional needs of students. Formative and summative assessments in English Language Arts (ELA) and MATH monitor student progress throughout the year, highlighting areas of remediation, intervention and acceleration.

Use of data to monitor student progress on curriculum-embedded assessments and modify instruction (EPC)

As a brand new school that opened for the 2021-2022 school year. Mangini Ranch staff meets weekly during our Professional Learning Communities (PLC) to monitor and adjust individual student instructional, behavioral and emotional needs. We work at analyzing the student work and scores to modify instruction. We have implemented Multi-Tiered Systems of Support (MTSS) and learning center groupings appropriately to target instruction. Response to Instruction (RtI) meetings provide dedicated analysis time to allow for data analysis goal setting and smart goals. All assessment data is available in Illuminate, providing useful information for staff to support students throughout the school year.

## Staffing and Professional Development

Status of meeting requirements for highly qualified staff (ESEA)

As a brand new school that opened for the 2021-2022 school year. All staff are highly qualified and credentialed appropriately in the areas/grades they teach.

Sufficiency of credentialed teachers and teacher professional development (e.g., access to instructional materials training on SBE-adopted instructional materials) (EPC)

As a brand new school that opened for the 2021-2022 school year. State, district, and site purchased materials are provided to support intervention, classroom needs, and students exceeding grade level standards. All teachers are credentialed appropriately, and properly, and participate in ongoing Professional Development (PD) focused on Common Core, Data Analysis (i-Ready) and Professional Learning Communities (PLC's).

Alignment of staff development to content standards, assessed student performance, and professional needs (ESEA)

As a brand new school that opened for the 2021-2022 school year. Staff are provided district, site, and professionally developed targeted Professional Development (PD) to meet their ongoing needs. All Professional Development is based on common core instruction while implementing practical application.

Ongoing instructional assistance and support for teachers (e.g., use of content experts and instructional coaches) (EPC)

As a brand new school that opened for the 2021-2022 school year. District and site level coaches are provided as needed, and provide on-going support for staff. Professional Development Release days are provided for teachers to gain insight and deeper understanding in core curriculum. These PD days/collaborations center around curriculum delivery and needs analysis. Our site utilizes the support and expertise of an intervention specialist five days a week, who analyzes, and supports MTSS implementation in grades K - 5. We also incorporate outside professionals are used as needed, allotted or available.

Teacher collaboration by grade level (kindergarten through grade eight [K–8]) and department (grades nine through twelve) (EPC)

As a brand new school that opened for the 2021-2022 school year. Teachers meet weekly to collaborate in PLC meetings, staff meetings and grade level meetings. Formal Response to instruction meetings are conducted with the administration at least 3 times a year, in which SmartGoals are set, analyzed, created and modified with assessment data (formal and informal).

## Teaching and Learning

Alignment of curriculum, instruction, and materials to content and performance standards (ESEA)

As a brand new school that opened for the 2021-2022 school year. State and research based materials are used to support instruction, with Common Core State Standards (CCSS) as the base of instruction. District adopted curriculum, and other support materials are used, i.e. SIPPS, i-Ready, Words Their Way, leveled readers and Junior Great Books. History–Social Science (HSS) and (NGSS) aligned curriculum has recently been adopted and will be implemented as well.

Adherence to recommended instructional minutes for reading/language arts and mathematics (K–8) (EPC)

As a brand new school that opened for the 2021-2022 school year. State instructional minutes are met and extended day programs are used in addition to meet the instructional needs of students. Language Arts and Math (core curriculum) times are protected from interruptions or pull out supports to help maintain the fidelity, and integrity of academic programs.

Lesson pacing schedule (K–8) and master schedule flexibility for sufficient numbers of intervention courses (EPC)

As a brand new school that opened for the 2021-2022 school year. District, and site guides are available, and used by teachers to monitor progress. District assessment windows allow teachers to regularly monitor student progress.

Availability of standards-based instructional materials appropriate to all student groups (ESEA)

As a brand new school that opened for the 2021-2022 school year. State and research materials are used to support instruction.

Use of SBE-adopted and standards-aligned instructional materials, including intervention materials, and for high school students, access to standards-aligned core courses (EPC)

As a brand new school that opened for the 2021-2022 school year. State and research materials are used to support instruction. Teachers have been trained in the use of supplemental materials as needed, (included but not limited to i-Ready, Lexia, SIPPS, IXL Math).

## Opportunity and Equal Educational Access

Services provided by the regular program that enable underperforming students to meet standards (ESEA)

As a brand new school that opened for the 2021-2022 school year. Mangini Ranch Elementary School utilizes a MTSS/Learning Center model, before and after school enrichment programs Expanded Learning Opportunity (ELO) formerly known as Before and After School Enrichment BASE where students learning needs are met.

Evidence-based educational practices to raise student achievement

As a brand new school that opened for the 2021-2022 school year. State and research based strategies are used to support instruction during the instructional day, along with before, and after school intervention opportunities.

## Parental Engagement

Resources available from family, school, district, and community to assist under-achieving students (ESEA)

As a brand new school that opened for the 2021-2022 school year. District services are provided. Parent volunteers, interventions by highly qualified teachers, and extended day opportunities are available. Mangini Ranch Elementary School provides a thorough Back to School Night, Open House, committee meetings and principal/parent get togethers to facilitate better parent communication to support a strong home and school partnership.

Involvement of parents, community representatives, classroom teachers, other school personnel, and students in secondary schools, in the planning, implementation, and evaluation of ConApp programs (5 California Code of Regulations 3932)

As a brand new school that opened for the 2021-2022 school year. District services are provided as needed or allotted. Staff, parents, and community members review site plans and goals through PTA, School Site Council, Parent meetings, English Learner Advisory Committee (ELAC) meetings. School Site Council is composed of five or more parents and five or more school staff.

### Funding

Services provided by categorical funds that enable underperforming students to meet standards (ESEA)

As a brand new school that opened for the 2021-2022 school year. District services and funding are provided for the direct support of the classroom, including materials, and supplies as well as staff development. Staff, and student needs are monitored, and addressed for needs vs. wants, and we prioritize spending throughout the year.

Fiscal support (EPC)

As a brand new school that opened for the 2021-2022 school year. District services, and funding are provided, also including PTA, Intel Corporation, Community donations and grant matching.



# Stakeholder Involvement

How, when, and with whom did the school consult as part of the planning process for this SPSA/Annual Review and Update?

## Involvement Process for the SPSA and Annual Review and Update

Mangini Ranch Elementary School is proud to communicate in multiple ways to develop, review and gather input for our School Plan for Student Achievement (SPSA). Our School Site Council is comprised of staff and parent representatives, working toward a common goal of student achievement. We hold meetings four to six times a year to review, connect and re-evaluate site practices while making plans for improvement.

Other meetings and communication occur throughout the year as well to encourage home-school communication and progress monitoring. We also encourage and welcome participation, including but not limited to: monthly PTA meetings, PTA general meetings, morning meet and greet, campus walkthroughs, weekly staff meetings, PLC meetings, common planning time, leadership team meetings, grade level collaboration meetings, teacher/parent conferences, email, voicemail, weekly newsletters, FCUSD's Professional Development days, RTI meetings, Superintendent's Communication Committee, Grade Level Leader meetings, family nights sponsored by PTA and Coffee with the Principal.

## Resource Inequities

Briefly identify and describe any resource inequities identified as a result of the required needs assessment, as applicable.

As a brand new school that opened for the 2021-2022 school year, we are currently in the process of gathering student performance data.

# School and Student Performance Data

## Student Enrollment Enrollment By Student Group

Student Enrollment by Subgroup						
Student Group	Percent of Enrollment			Number of Students		
	18-19	19-20	20-21	18-19	19-20	20-21
	Total Enrollment					

## Student Enrollment Enrollment By Grade Level

Student Enrollment by Grade Level			
Grade	Number of Students		
	18-19	19-20	20-21

### Conclusions based on this data:

1. As a brand new school that opened for the 2021-2022 school year, we are currently in the process of gathering student performance data.
2. We serve preschool through 5th grade students, in a growing community with continuous building and construction taking place. Many new housing developments (single family and apartments) contribute to our steady enrollment of approximately 320 general and special education students each year. Our school, no doubt, will be growing for years to come.

# School and Student Performance Data

## Student Enrollment English Learner (EL) Enrollment

English Learner (EL) Enrollment						
Student Group	Number of Students			Percent of Students		
	18-19	19-20	20-21	18-19	19-20	20-21

### Conclusions based on this data:

1. As a brand new school that opened for the 2021-2022 school year, we are currently in the process of gathering student performance data. Mangini Ranch Elementary School students and staff will be working with our allocated site Bilingual Instructional Assistant (BIA) to support English Learners (EL) at all levels throughout our campus, focusing on support in ELA and Math.
2. Although a small percentage of our overall students identify as English Learner (EL), we still incorporate many EL strategies and learning techniques in our curriculum that are beneficial to all learners as well, in all areas of curriculum throughout our school year.
3. Continuous work and staff development with site BIA and classroom teachers to ensure that identified students have the support and resources they need in all areas of the curriculum and school processes.

# School and Student Performance Data

## CAASPP Results English Language Arts/Literacy (All Students)

Overall Participation for All Students												
Grade Level	# of Students Enrolled			# of Students Tested			# of Students with			% of Enrolled Students		
	16-17	17-18	18-19	16-17	17-18	18-19	16-17	17-18	18-19	16-17	17-18	18-19

\* The “% of Enrolled Students Tested” showing in this table is not the same as “Participation Rate” for federal accountability

Overall Achievement for All Students															
Grade Level	Mean Scale Score			% Standard			% Standard Met			% Standard Nearly			% Standard Not		
	16-17	17-18	18-19	16-17	17-18	18-19	16-17	17-18	18-19	16-17	17-18	18-19	16-17	17-18	18-19
All Grades	N/A	N/A	N/A												

Reading Demonstrating understanding of literary and non-fictional texts										
Grade Level	% Above Standard			% At or Near Standard			% Below Standard			
	16-17	17-18	18-19	16-17	17-18	18-19	16-17	17-18	18-19	

Writing Producing clear and purposeful writing										
Grade Level	% Above Standard			% At or Near Standard			% Below Standard			
	16-17	17-18	18-19	16-17	17-18	18-19	16-17	17-18	18-19	

Listening Demonstrating effective communication skills										
Grade Level	% Above Standard			% At or Near Standard			% Below Standard			
	16-17	17-18	18-19	16-17	17-18	18-19	16-17	17-18	18-19	

Research/Inquiry Investigating, analyzing, and presenting information										
Grade Level	% Above Standard			% At or Near Standard			% Below Standard			
	16-17	17-18	18-19	16-17	17-18	18-19	16-17	17-18	18-19	

### Conclusions based on this data:

1. As a brand new school that opened for the 2021-2022 school year, we are currently in the process of gathering student performance data.
2. As a district, our district scores higher than the state average as reading/Language Arts has been a district focus.

# School and Student Performance Data

## CAASPP Results Mathematics (All Students)

Overall Participation for All Students												
Grade Level	# of Students Enrolled			# of Students Tested			# of Students with			% of Enrolled Students		
	16-17	17-18	18-19	16-17	17-18	18-19	16-17	17-18	18-19	16-17	17-18	18-19

\* The “% of Enrolled Students Tested” showing in this table is not the same as “Participation Rate” for federal accountability purposes.

Overall Achievement for All Students															
Grade Level	Mean Scale Score			% Standard			% Standard Met			% Standard Nearly			% Standard Not		
	16-17	17-18	18-19	16-17	17-18	18-19	16-17	17-18	18-19	16-17	17-18	18-19	16-17	17-18	18-19
All Grades	N/A	N/A	N/A												

Concepts & Procedures Applying mathematical concepts and procedures									
Grade Level	% Above Standard			% At or Near Standard			% Below Standard		
	16-17	17-18	18-19	16-17	17-18	18-19	16-17	17-18	18-19

Problem Solving & Modeling/Data Analysis Using appropriate tools and strategies to solve real world and mathematical problems									
Grade Level	% Above Standard			% At or Near Standard			% Below Standard		
	16-17	17-18	18-19	16-17	17-18	18-19	16-17	17-18	18-19

Communicating Reasoning Demonstrating ability to support mathematical conclusions									
Grade Level	% Above Standard			% At or Near Standard			% Below Standard		
	16-17	17-18	18-19	16-17	17-18	18-19	16-17	17-18	18-19

### Conclusions based on this data:

1. As a brand new school that opened for the 2021-2022 school year, we are currently in the process of gathering student performance data.
2. Math areas of relative weakness will be continued areas of focus for the 2021-2022 school year, (Numbers and Operations and Geometry)
3. As a district, academic performance in Mathematics continue to improve. .

# School and Student Performance Data

## ELPAC Results

ELPAC Summative Assessment Data Number of Students and Mean Scale Scores for All Students								
Grade Level	Overall		Oral Language		Written Language		Number of Students Tested	
	17-18	18-19	17-18	18-19	17-18	18-19	17-18	18-19

Overall Language Percentage of Students at Each Performance Level for All Students										
Grade Level	Level 4		Level 3		Level 2		Level 1		Total Number of Students	
	17-18	18-19	17-18	18-19	17-18	18-19	17-18	18-19	17-18	18-19

Oral Language Percentage of Students at Each Performance Level for All Students										
Grade Level	Level 4		Level 3		Level 2		Level 1		Total Number of Students	
	17-18	18-19	17-18	18-19	17-18	18-19	17-18	18-19	17-18	18-19

Listening Domain Percentage of Students by Domain Performance Level for All Students								
Grade Level	Well Developed		Somewhat/Moderately		Beginning		Total Number of Students	
	17-18	18-19	17-18	18-19	17-18	18-19	17-18	18-19

Speaking Domain Percentage of Students by Domain Performance Level for All Students								
Grade Level	Well Developed		Somewhat/Moderately		Beginning		Total Number of Students	
	17-18	18-19	17-18	18-19	17-18	18-19	17-18	18-19

Reading Domain Percentage of Students by Domain Performance Level for All Students								
Grade Level	Well Developed		Somewhat/Moderately		Beginning		Total Number of Students	
	17-18	18-19	17-18	18-19	17-18	18-19	17-18	18-19

Writing Domain Percentage of Students by Domain Performance Level for All Students								
Grade Level	Well Developed		Somewhat/Moderately		Beginning		Total Number of Students	
	17-18	18-19	17-18	18-19	17-18	18-19	17-18	18-19

### Conclusions based on this data:

1. We continue to provide targeted instruction support for our EL students, and see the reclassifications are consistently taking place, resulting in many students being reclassified as Fluent English Proficient (RFEP).
2. We will continue to use strong Tier 1 instruction as well as BIA support to support students, families, and teachers.

# School and Student Performance Data

## Student Population

Due to the COVID-19 pandemic, state law has suspended the reporting of state and local indicators on the 2020 Dashboard. However, available data that would have been included in the Dashboard are reported on the Department’s web site if they were determined to be valid and reliable. Information regarding the reporting status of data is available at [COVID-19 and Data Reporting](#).

This section provides information about the school’s student population.

2019-20 Student Population			
<b>Total Enrollment</b>	<b>Socioeconomically Disadvantaged</b>	<b>English Learners</b>	<b>Foster Youth</b>
This is the total number of students enrolled.	This is the percent of students who are eligible for free or reduced priced meals; or have parents/guardians who did not receive a high school diploma.	This is the percent of students who are learning to communicate effectively in English, typically requiring instruction in both the English Language and in their academic courses.	This is the percent of students whose well-being is the responsibility of a court.

2019-20 Enrollment for All Students/Student Group		
Student Group	Total	Percentage

Enrollment by Race/Ethnicity		
Student Group	Total	Percentage

### Conclusions based on this data:

1. Mangini Ranch has a very diverse ethnic school population. Because of this it will create a strong culture where all students and families are included.
2. Mangini Ranch Elementary School has a significantly low homeless student group.

# School and Student Performance Data

## Overall Performance

The data provided below is from the 2019 Fall California School Dashboard. Due to the COVID-19 pandemic, state law has suspended the reporting of state and local indicators on the 2020 Dashboard. However, available data that would have been included in the Dashboard are reported on the Department's web site if they were determined to be valid and reliable. Information regarding the reporting status of data is available at [COVID-19 and Data Reporting](#).

### 2019 Fall Dashboard Overall Performance for All Students

Academic Performance

Academic Engagement

Conditions & Climate

#### Conclusions based on this data:

1. As a brand new school that opened for the 2021-2022 school year we are currently in the process of gathering student performance data.



# School and Student Performance Data

## Academic Performance English Language Arts

The data provided below is from the 2019 Fall California School Dashboard. Due to the COVID-19 pandemic, state law has suspended the reporting of state and local indicators on the 2020 Dashboard. However, available data that would have been included in the Dashboard are reported on the Department's web site if they were determined to be valid and reliable. Information regarding the reporting status of data is available at [COVID-19 and Data Reporting](#).

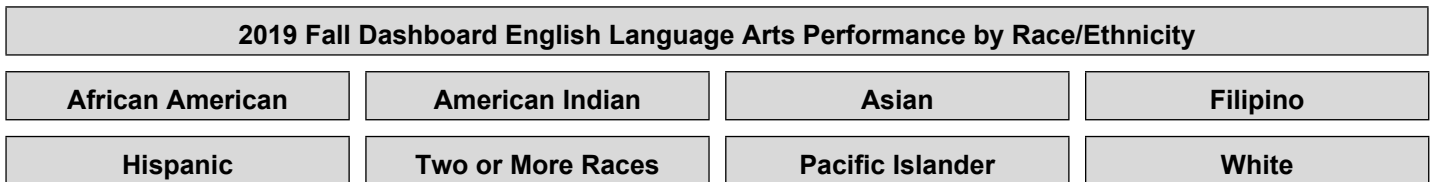
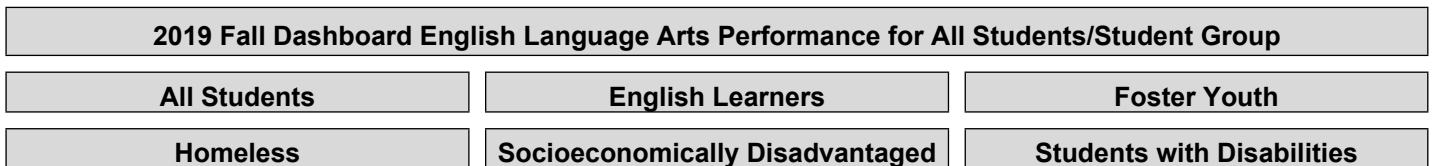
The performance levels are color-coded and range from lowest-to-highest performance in the following order:

Lowest Performance      Red      Orange      Yellow      Green      Blue      Highest Performance

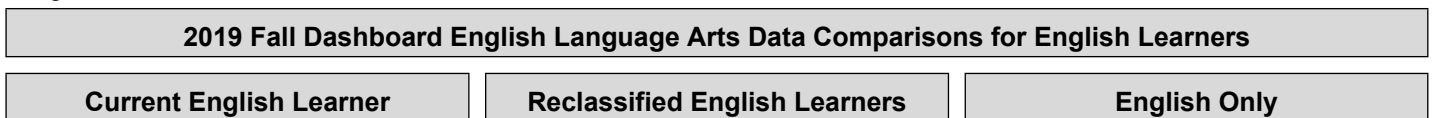
This section provides number of student groups in each color.



This section provides a view of Student Assessment Results and other aspects of this school's performance, specifically how well students are meeting grade-level standards on the English Language Arts assessment. This measure is based on student performance on the Smarter Balanced Summative Assessment, which is taken annually by students in grades 3–8 and grade 11.



This section provides a view of Student Assessment Results and other aspects of this school's performance, specifically how well students are meeting grade-level standards on the English Language Arts assessment. This measure is based on student performance on the Smarter Balanced Summative Assessment, which is taken annually by students in grades 3–8 and grade 11.



### Conclusions based on this data:

1. As a brand new school that opened for the 2021-2022 school year, we are currently in the process of gathering student performance data.

# School and Student Performance Data

## Academic Performance Mathematics

The data provided below is from the 2019 Fall California School Dashboard. Due to the COVID-19 pandemic, state law has suspended the reporting of state and local indicators on the 2020 Dashboard. However, available data that would have been included in the Dashboard are reported on the Department's web site if they were determined to be valid and reliable. Information regarding the reporting status of data is available at [COVID-19 and Data Reporting](#).

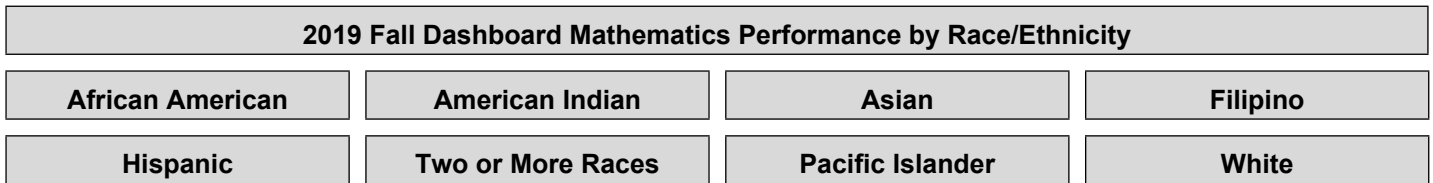
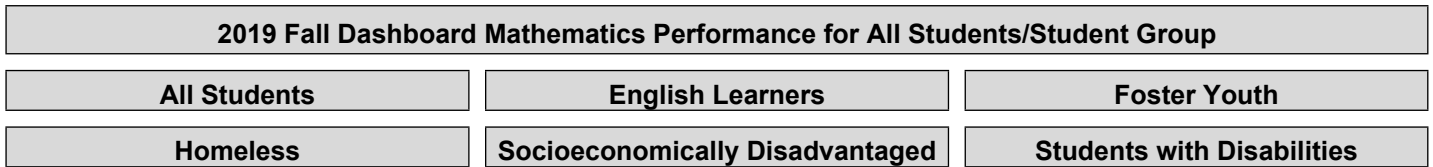
The performance levels are color-coded and range from lowest-to-highest performance in the following order:

Lowest Performance      Red      Orange      Yellow      Green      Blue      Highest Performance

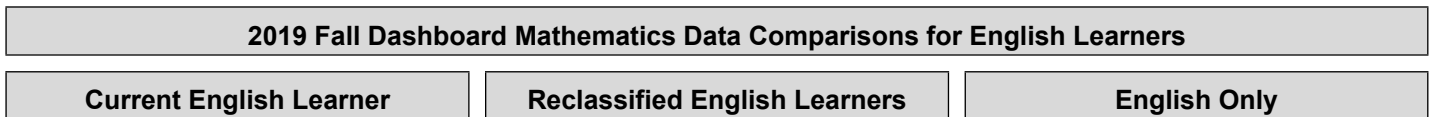
This section provides number of student groups in each color.



This section provides a view of Student Assessment Results and other aspects of this school's performance, specifically how well students are meeting grade-level standards on the Mathematics assessment. This measure is based on student performance on the Smarter Balanced Summative Assessment, which is taken annually by students in grades 3–8 and grade 11.



This section provides a view of Student Assessment Results and other aspects of this school's performance, specifically how well students are meeting grade-level standards on the Mathematics assessment. This measure is based on student performance on the Smarter Balanced Summative Assessment, which is taken annually by students in grades 3–8 and grade 11.



### Conclusions based on this data:

1. As a brand new school that opened for the 2021-2022 school year, we are currently in the process of gathering student performance data.

# School and Student Performance Data

## Academic Performance English Learner Progress

The data provided below is from the 2019 Fall California School Dashboard. Due to the COVID-19 pandemic, state law has suspended the reporting of state and local indicators on the 2020 Dashboard. However, available data that would have been included in the Dashboard are reported on the Department's web site if they were determined to be valid and reliable. Information regarding the reporting status of data is available at [COVID-19 and Data Reporting](#).

This section provides a view of the percentage of current EL students making progress towards English language proficiency or maintaining the highest level.

### 2019 Fall Dashboard English Learner Progress Indicator

English Learner Progress
making progress towards English language proficiency
Number of EL Students:
Performance Level:

This section provides a view of the percentage of current EL students who progressed at least one ELPI level, maintained ELPI level 4, maintained lower ELPI levels (i.e, levels 1, 2L, 2H, 3L, or 3H), or decreased at least one ELPI Level.

### 2019 Fall Dashboard Student English Language Acquisition Results

<b>Decreased One ELPI Level</b>	<b>Maintained ELPI Level 1, 2L, 2H, 3L, or 3H</b>	<b>Maintained ELPI Level 4</b>	<b>Progressed At Least One ELPI Level</b>
---------------------------------	---	--------------------------------	---

#### Conclusions based on this data:

1. As a brand new school that opened for the 2021-2022 school year, we are currently in the process of gathering student performance data.

# School and Student Performance Data

## Academic Engagement Chronic Absenteeism

The data provided below is from the 2019 Fall California School Dashboard. Due to the COVID-19 pandemic, state law has suspended the reporting of state and local indicators on the 2020 Dashboard. However, available data that would have been included in the Dashboard are reported on the Department's web site if they were determined to be valid and reliable. Information regarding the reporting status of data is available at [COVID-19 and Data Reporting](#).

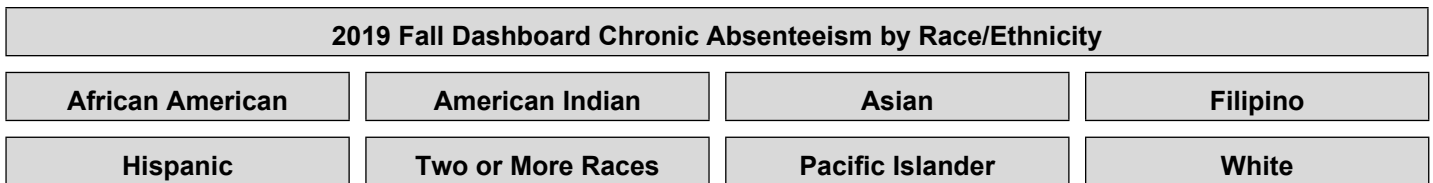
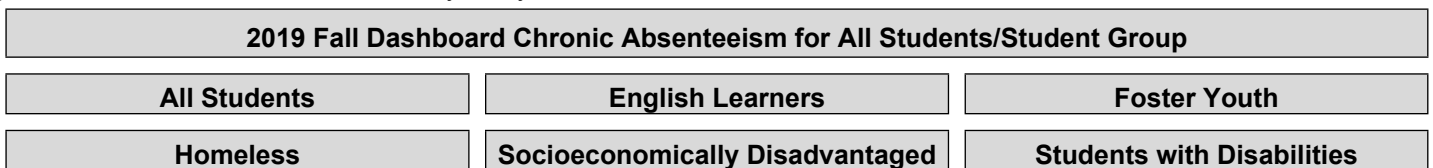
The performance levels are color-coded and range from lowest-to-highest performance in the following order:

Lowest Performance      Red      Orange      Yellow      Green      Blue      Highest Performance

This section provides number of student groups in each color.



This section provides information about the percentage of students in kindergarten through grade 8 who are absent 10 percent or more of the instructional days they were enrolled.



### Conclusions based on this data:

1. A focus on Kindergarten attendance will be given as the data indicates this is an area of concern. We actively run an attendance awareness campaign as we continue to educate our community, especially new families, to the importance and impact of attendance.
2. We will work with parents, students, and staff to address attendance concerns, looking for ways to prioritize, and validate the school day, and instructional hours.
3. Chronic absenteeism, and truancy will continue to be monitored, and tracked through our district support attendance program. The principal and office personnel will be trained on our attendance program, Attention 2 Attendance (A2A). In addition, attention to and participation in "Turn Around for Children" is ongoing to better understand, and serve all populations throughout our district.

# School and Student Performance Data

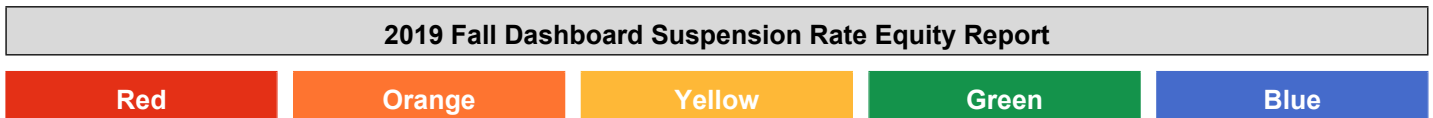
## Conditions & Climate Suspension Rate

The data provided below is from the 2019 Fall California School Dashboard. Due to the COVID-19 pandemic, state law has suspended the reporting of state and local indicators on the 2020 Dashboard. However, available data that would have been included in the Dashboard are reported on the Department's web site if they were determined to be valid and reliable. Information regarding the reporting status of data is available at [COVID-19 and Data Reporting](#).

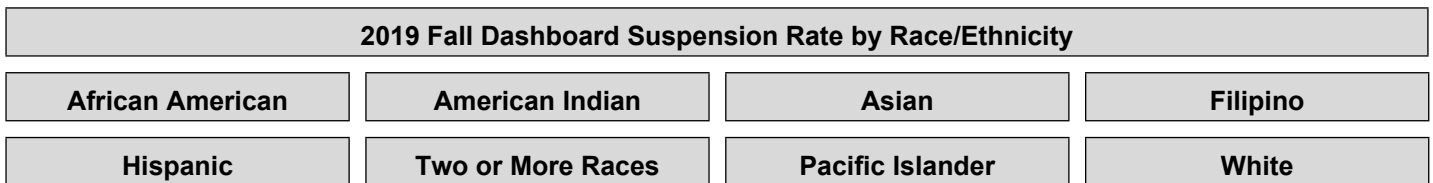
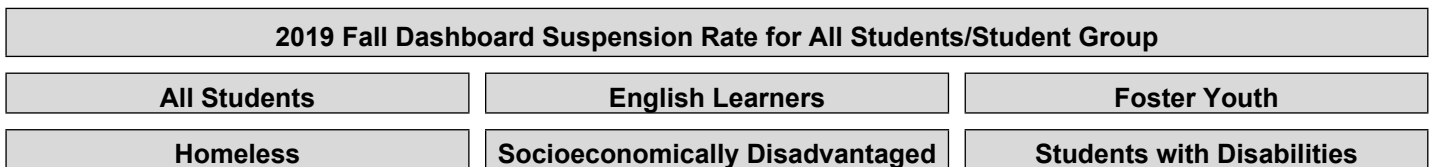
The performance levels are color-coded and range from lowest-to-highest performance in the following order:

Lowest Performance      Red      Orange      Yellow      Green      Blue      Highest Performance

This section provides number of student groups in each color.



This section provides information about the percentage of students in kindergarten through grade 12 who have been suspended at least once in a given school year. Students who are suspended multiple times are only counted once.



This section provides a view of the percentage of students who were suspended.



### Conclusions based on this data:

1. We will look continually at disproportionality as it relates to suspension or discipline practices.
2. We will continue to implement, and support strong PBIS/SEL practices to encourage problem solving, proactive supports, connectivity, and de-escalation strategies school wide. A focus of student connectedness will be in place as well as to ensure each student has 2-3 adults on campus they can count on for support.
3. We will ensure that we not only have strong tier 1 supports for students but we have tier 2, and tier 3 intervention to ensure that all students are being supported.

# Goals, Strategies, & Proposed Expenditures

Complete a copy of the following table for each of the school's goals. Duplicate the table as needed.

## LEA/LCAP Goal

Goal 1 - All students will receive equitable instruction from highly-qualified teachers and have access to curriculum which promotes college and career readiness (State Priority 1)

1.1 - Maintain the appropriate assignment of fully credentialed teachers and provide new teacher support.

1.2 - Maintain schools in good repair

1.3 - Educators use linguistically and culturally responsive instructional strategies and materials designed to address academic content standards and the cultural, social, physical, and emotional well-being of all students

## Goal 1

School Goals: High quality instruction with common core standards based instruction; students will have access to curriculum, which promotes college and career readiness and options.

1.3 - All students, including EL, must have access to a curriculum that is aligned to the state standards and access to related field trips and/or experiential learning.

## Identified Need

Revise, address, improve and analyze our schoolwide MTSS (including interventions and RtI) process through identifying essential standards and common assessments to target students need to drive our instruction.

## Annual Measurable Outcomes

Metric/Indicator	Baseline/Actual Outcome	Expected Outcome
Credential audit	100%	maintain 100%
Williams Act facilities audit	100%	maintain 100%
Williams Act instructional materials audit	100%	maintain 100%

Complete a copy of the Strategy/Activity table for each of the school's strategies/activities. Duplicate the table, including Proposed Expenditures, as needed.

## Strategy/Activity 1

### Students to be Served by this Strategy/Activity

(Identify either All Students or one or more specific student groups)

All students grade K - 5

### Strategy/Activity

Instruction and supports provided for targeted alignment and CCSS mastery (LCAP 1.3)

### Proposed Expenditures for this Strategy/Activity

List the amount(s) and funding source(s) for the proposed expenditures. Specify the funding source(s) using one or more of the following: LCFF, Federal (if Federal identify the Title and Part, as applicable), Other State, and/or Local.

Amount(s)

Source(s)

[Empty box for Amount(s)]

LCFF - Supplemental  
1000-1999: Certificated Personnel Salaries  
Release time for PD and training, on and off campus

**Strategy/Activity 2**

**Students to be Served by this Strategy/Activity**

(Identify either All Students or one or more specific student groups)

All Students grades K- 5

Strategy/Activity

Social Emotional Learning Professional Development Supports and Training

**Proposed Expenditures for this Strategy/Activity**

List the amount(s) and funding source(s) for the proposed expenditures. Specify the funding source(s) using one or more of the following: LCFF, Federal (if Federal identify the Title and Part, as applicable), Other State, and/or Local.

Amount(s)

Source(s)

[Empty box for Amount(s)]

LCFF - Supplemental  
  
site/district level professional development

**Strategy/Activity 3**

**Students to be Served by this Strategy/Activity**

(Identify either All Students or one or more specific student groups)

All students

Strategy/Activity

Scheduled PLC/Staff Meetings

**Proposed Expenditures for this Strategy/Activity**

List the amount(s) and funding source(s) for the proposed expenditures. Specify the funding source(s) using one or more of the following: LCFF, Federal (if Federal identify the Title and Part, as applicable), Other State, and/or Local.

Amount(s)

Source(s)

[Empty box for Amount(s)]

Collaboration and PD time provided through staff meetings

**Strategy/Activity 4**

**Students to be Served by this Strategy/Activity**

(Identify either All Students or one or more specific student groups)

Identified EL Students, K-5

Strategy/Activity

BIA supports for EL students/teachers.

**Proposed Expenditures for this Strategy/Activity**

List the amount(s) and funding source(s) for the proposed expenditures. Specify the funding source(s) using one or more of the following: LCFF, Federal (if Federal identify the Title and Part, as applicable), Other State, and/or Local.

Amount(s)

[Empty box for Amount(s)]

Source(s)

Assist teachers in EL student needs and access to curriculum



# Goals, Strategies, & Proposed Expenditures

Complete a copy of the following table for each of the school's goals. Duplicate the table as needed.

## LEA/LCAP Goal

Goal 2 - Increase parent and student engagement and provide a safe, healthy, and positive school climate with an intentional focus on social emotional learning and outcomes for LCAP student groups (state priority 3, 5 and 6).  
 2.1 - Increase student attendance rates and reduce chronic absences for all students.  
 2.2 - Increase the high school graduation rate and decrease the dropout rate.  
 2.3 - Reduce student suspensions, expulsion rates, and bullying incidents.  
 2.4 - Increase opportunities for family engagement and parent input and the utilization of volunteers.  
 2.5 - Foster community partnerships that support student learning and build effective understanding and advocacy of District goals for student success and whole child wellbeing.  
 2.6 - Improve the efficacy and accessibility of district communications to increase two-way engagement with all stakeholders.

## Goal 2

Continue to increase parent and student engagement to provide a healthy, safe, and positive learning environment.

## Identified Need

Continued and increased parent/community partnerships to support student engagement during school day and beyond.

## Annual Measurable Outcomes

Metric/Indicator	Baseline/Actual Outcome	Expected Outcome
Attendance rate	2020-2021 Attendance rate	Reach 96% or higher
Suspension rate	2020-2021 Suspension rate	3%
Parent / Student communication surveys	2 surveys a year (fall and spring)	Increase connectedness with parents and students

Complete a copy of the Strategy/Activity table for each of the school's strategies/activities. Duplicate the table, including Proposed Expenditures, as needed.

## Strategy/Activity 1

### Students to be Served by this Strategy/Activity

(Identify either All Students or one or more specific student groups)

All students, K-5

### Strategy/Activity

Parent communication, and education throughout the academic school year about the importance of attendance in relation to connectivity, and academic success, in addition to improving methods of communication necessary to reach all stakeholders.

### Proposed Expenditures for this Strategy/Activity

List the amount(s) and funding source(s) for the proposed expenditures. Specify the funding source(s) using one or more of the following: LCFF, Federal (if Federal identify the Title and Part, as applicable), Other State, and/or Local.

Amount(s)

Source(s)

LCFF - Supplemental  
1000-1999: Certificated Personnel Salaries

## Strategy/Activity 2

### Students to be Served by this Strategy/Activity

(Identify either All Students or one or more specific student groups)

All students, K-5

Strategy/Activity

Parent and Student Connectedness surveys.

### Proposed Expenditures for this Strategy/Activity

List the amount(s) and funding source(s) for the proposed expenditures. Specify the funding source(s) using one or more of the following: LCFF, Federal (if Federal identify the Title and Part, as applicable), Other State, and/or Local.

Amount(s)

Source(s)

LCFF - Supplemental  
1000-1999: Certificated Personnel Salaries  
incentives, posters, motivational visuals

## Strategy/Activity 3

### Students to be Served by this Strategy/Activity

(Identify either All Students or one or more specific student groups)

All students

Strategy/Activity

Parent and Student Connectedness surveys.

### Proposed Expenditures for this Strategy/Activity

List the amount(s) and funding source(s) for the proposed expenditures. Specify the funding source(s) using one or more of the following: LCFF, Federal (if Federal identify the Title and Part, as applicable), Other State, and/or Local.

Amount(s)

Source(s)

LCFF - Supplemental  
  
Parent Coordinator -  
3.1 Increase family engagement and parent input and the utilization of volunteers.  
3.2 Increase two-way community partnerships that support student learning.

3.3 Increase the efficiency, timeliness, and accessibility of district communications

### Strategy/Activity 4

#### Students to be Served by this Strategy/Activity

(Identify either All Students or one or more specific student groups)

All students, K-5

#### Strategy/Activity

Offer more intervention programs before or after school.  
Provide additional programs and support to Long Term English Learner (LTELS) and high need students.

#### Proposed Expenditures for this Strategy/Activity

List the amount(s) and funding source(s) for the proposed expenditures. Specify the funding source(s) using one or more of the following: LCFF, Federal (if Federal identify the Title and Part, as applicable), Other State, and/or Local.

#### Amount(s)

#### Source(s)

LCFF - Supplemental  
1000-1999: Certificated Personnel Salaries  
Provide additional interventions and services during the school year as student academic needs are determined

None Specified  
None Specified

# Goals, Strategies, & Proposed Expenditures

Complete a copy of the following table for each of the school's goals. Duplicate the table as needed.

## LEA/LCAP Goal

Goal 3 - Provide all students with high quality classroom instruction and access to a broad course of study (State Priority 2, 4 and 7)  
 3.1 - Provide Social Emotional Learning (SEL) and culturally relevant professional development on instructional strategies and essential standards.  
 3.2 - Through a collaborative process, complete the work on K - 12 Guaranteed and Viable Curriculum with Set Essential Standards.  
 3.3 - Ensure all teachers/students have access to research-based EL instructional strategies to improve achievement.  
 3.4 - Provide access to A-G, Career Technical Education (CTE), IB, Advanced Placement (AP) and Science, Technology, Engineering and Mathematics (STEM) courses to ensure students are college and career ready.

## Goal 3

3.2 Ensure students are meeting grade level standards in math (K-5)

## Identified Need

We will work to provide high quality first instruction using guaranteed and viable curriculum.

## Annual Measurable Outcomes

Metric/Indicator	Baseline/Actual Outcome	Expected Outcome
Professional Development	Ongoing PD during staff meetings	Increased knowledge and access to additional instructional strategies
EL Instruction Strategies	Ongoing review with EL standards and ELPAC expectations	Training, and continued knowledge to gain research based instructional strategies to improve student achievement
Rtl Training and Implementation	Ongoing review of academic data	Training, and continued knowledge to support all students

Complete a copy of the Strategy/Activity table for each of the school's strategies/activities. Duplicate the table, including Proposed Expenditures, as needed.

## Strategy/Activity 1

### Students to be Served by this Strategy/Activity

(Identify either All Students or one or more specific student groups)

EL students, K-5

Strategy/Activity

Teacher exposure, and working with program monitor, BIA, and administrator to track and support EL students.

**Proposed Expenditures for this Strategy/Activity**

List the amount(s) and funding source(s) for the proposed expenditures. Specify the funding source(s) using one or more of the following: LCFF, Federal (if Federal identify the Title and Part, as applicable), Other State, and/or Local.

Amount(s)

Source(s)

LCFF - Supplemental  
Additional materials or supports

**Strategy/Activity 2**

**Students to be Served by this Strategy/Activity**

(Identify either All Students or one or more specific student groups)

All students, K-5

Strategy/Activity

Professional Development Trainings.

**Proposed Expenditures for this Strategy/Activity**

List the amount(s) and funding source(s) for the proposed expenditures. Specify the funding source(s) using one or more of the following: LCFF, Federal (if Federal identify the Title and Part, as applicable), Other State, and/or Local.

Amount(s)

Source(s)

None Specified  
1000-1999: Certificated Personnel Salaries  
materials and time needed

# Goals, Strategies, & Proposed Expenditures

Complete a copy of the following table for each of the school's goals. Duplicate the table as needed.

## LEA/LCAP Goal

Goal 4 - Student progress and educational outcomes will be monitored to increase and improve success with an emphasis on historically marginalized and most vulnerable student populations (State Priority 4 and 8)

4.1 - Ensure students are reading at grade level (1st, 3rd, 5th, 8th, 11th grades).

4.2 - Ensure students are meeting grade level standards in math (1st, 3rd, 5th, 8th, and 11th grades).

4.3 - Ensure English Learners make grade level progress through access to grade level curriculum and quality first instruction.

4.4 - Ensure Special Education students make grade level progress through access to grade level curriculum and quality first instruction.

4.5 - Improve Kindergarten readiness as measured by curriculum embedded assessment.

4.6 - Graduation rate focus; monitor yearly high school progress to ensure all students make annual progress toward graduating within their 4-year cohort.

## Goal 4

4.3 - Ensure English Learners make grade level progress through access to grade level curriculum and quality first instruction.

4.4 Ensure Special Education students make yearly progress.

## Identified Need

Through our grade level PLC meetings, teachers will work to understand essential standards and common assessments. These assessments (formative) will be used to drive our instruction and drive our MTSS groupings. During MTSS, students will receive timely interventions and supports as needed.

## Annual Measurable Outcomes

Metric/Indicator	Baseline/Actual Outcome	Expected Outcome
CAASPP ELA and MATH	2019-2020 data	Maintain and increase levels of exceeding standards
i-Ready ELA and MATH	2019-2020 data	Increase student usage and growth targets
ELPAC	2019-2020 data	Increase authentic RFEP reclassification and student improvement
SIPPS Mastery Assessments	2019-2020 data	Students will complete SIPPS challenge with mastery by the end of 2nd grade

Complete a copy of the Strategy/Activity table for each of the school's strategies/activities. Duplicate the table, including Proposed Expenditures, as needed.

## Strategy/Activity 1

### Students to be Served by this Strategy/Activity

(Identify either All Students or one or more specific student groups)

All students, K-5

Strategy/Activity

Parent outreach and school communication

**Proposed Expenditures for this Strategy/Activity**

List the amount(s) and funding source(s) for the proposed expenditures. Specify the funding source(s) using one or more of the following: LCFF, Federal (if Federal identify the Title and Part, as applicable), Other State, and/or Local.

Amount(s)

Source(s)

LCFF - Supplemental

**Strategy/Activity 2**

**Students to be Served by this Strategy/Activity**

(Identify either All Students or one or more specific student groups)

All students

Strategy/Activity

Response to Instruction (RtI): Professional conversation via release time with agenda to discuss every student by grade level - looking at the whole child (academically, emotionally, socially and behaviorally).

**Proposed Expenditures for this Strategy/Activity**

List the amount(s) and funding source(s) for the proposed expenditures. Specify the funding source(s) using one or more of the following: LCFF, Federal (if Federal identify the Title and Part, as applicable), Other State, and/or Local.

Amount(s)

Source(s)

LCFF - Supplemental  
1000-1999: Certificated Personnel Salaries  
Release time for collaboration

**Strategy/Activity 3**

**Students to be Served by this Strategy/Activity**

(Identify either All Students or one or more specific student groups)

All students as needed

Strategy/Activity

Multiple-Tiered Systems of Support (MTSS) : Grouping within grade levels in which students receive targeted instruction based on learning needs and encouraging student connectedness

**Proposed Expenditures for this Strategy/Activity**

List the amount(s) and funding source(s) for the proposed expenditures. Specify the funding source(s) using one or more of the following: LCFF, Federal (if Federal identify the Title and Part, as applicable), Other State, and/or Local.

Amount(s)

Source(s)



# Budget Summary

Complete the table below. Schools may include additional information. Adjust the table as needed. The Budget Summary is required for schools funded through the ConApp, and/or that receive funds from the LEA for Comprehensive Support and Improvement (CSI).

## Budget Summary

Description	Amount
Total Funds Provided to the School Through the Consolidated Application	\$
Total Federal Funds Provided to the School from the LEA for CSI	\$
Total Funds Budgeted for Strategies to Meet the Goals in the SPSA	\$

## Other Federal, State, and Local Funds

List the additional Federal programs that the school is including in the schoolwide program. Adjust the table as needed. If the school is not operating a Title I schoolwide program this section is not applicable and may be deleted.

Federal Programs	Allocation (\$)
------------------	-----------------

Subtotal of additional federal funds included for this school: \$

List the State and local programs that the school is including in the schoolwide program. Duplicate the table as needed.

State or Local Programs	Allocation (\$)
-------------------------	-----------------

Subtotal of state or local funds included for this school: \$

Total of federal, state, and/or local funds for this school: \$

# School Site Council Membership

California Education Code describes the required composition of the School Site Council (SSC). The SSC shall be composed of the principal and representatives of: teachers selected by teachers at the school; other school personnel selected by other school personnel at the school; parents of pupils attending the school selected by such parents; and, in secondary schools, pupils selected by pupils attending the school. The current make-up of the SSC is as follows:

- 1 School Principal
- 2 Classroom Teachers
- 2 Other School Staff
- 5 Parent or Community Members

Name of Members	Role
Canen peterson	Principal
Monica Easton	Classroom Teacher
Stephanie Hammer	Classroom Teacher
Robin Chaffee	Other School Staff
Heather Martinez	Parent or Community Member
Lunka Ilankatharan	Parent or Community Member
Emma Ilankatharan	Parent or Community Member
Kate Olson	Parent or Community Member
Drisana Bhargava	Parent or Community Member
Ann Marie Triplett	Other School Staff

At elementary schools, the school site council must be constituted to ensure parity between (a) the principal, classroom teachers, and other school personnel, and (b) parents of students attending the school or other community members. Classroom teachers must comprise a majority of persons represented under section (a). At secondary schools there must be, in addition, equal numbers of parents or other community members selected by parents, and students. Members must be selected by their peer group.

# English Learner Advisory Committee (ELAC)

A committee comprised of parents, staff, and community members specifically designated to advise school officials on English Learner program services. Education Code Section 35147 (c), 52176 (b), and (c), 62002.5, and 64001 (a). The current make-up of the ELAC is as follows:

Name of ELACMembers	Role
Canen peterson	Principal
Stephanie Hammer	Classroom Teacher
	Classroom Teacher

Parents of English learners must comprise the same percentage of the ELAC membership as English learners constitute of the school's total student population. Example, if 25% of the students in a school are English learners, then parent/guardians of English learners must comprise 25% of the ELAC membership. Other members can be parent/guardians, school staff, and/or community members as long as the minimum percentage requirement for EL parents is maintained.

Each California public school, grades kindergarten through 12, with 21 or more English learners must form an ELAC.

1. The ELAC shall be responsible for advising the principal and staff on programs and services for English learners and the School Site Council on the development of the School Plan for Student Achievement (SPSA)
2. The ELAC shall assist the school in the development of:
  - a. The school's needs assessment.
  - b. The school's annual language census.
- c. Ways to make parents aware of the importance of regular school attendance.

# Recommendations and Assurances

The School Site Council (SSC) recommends this school plan and proposed expenditures to the district governing board for approval and assures the board of the following:

The SSC is correctly constituted and was formed in accordance with district governing board policy and state law.

The SSC reviewed its responsibilities under state law and district governing board policies, including those board policies relating to material changes in the School Plan for Student Achievement (SPSA) requiring board approval.

The SSC sought and considered all recommendations from the following groups or committees before adopting this plan:

**Signature**

**Committee or Advisory Group Name**

The SSC reviewed the content requirements for school plans of programs included in this SPSA and believes all such content requirements have been met, including those found in district governing board policies and in the local educational agency plan.

This SPSA is based on a thorough analysis of student academic performance. The actions proposed herein form a sound, comprehensive, coordinated plan to reach stated school goals to improve student academic performance.

This SPSA was adopted by the SSC at a public meeting on September 9, 2021.

Attested:



Principal, Canen Peterson on 09/9/21

SSC Chairperson, Stephanie Hammer on 09/9/21

# Instructions

The School Plan for Student Achievement (SPSA) is a strategic plan that maximizes the resources available to the school while minimizing duplication of effort with the ultimate goal of increasing student achievement. SPSA development should be aligned with and inform the Local Control and Accountability Plan process.

The SPSA consolidates all school-level planning efforts into one plan for programs funded through the consolidated application (ConApp), and for federal school improvement programs, including schoolwide programs, Comprehensive Support and Improvement (CSI), Targeted Support and Improvement (TSI), and Additional Targeted Support and Improvement (ATSI), pursuant to California Education Code (EC) Section 64001 and the Elementary and Secondary Education Act as amended by the Every Student Succeeds Act (ESSA). This template is designed to meet schoolwide program planning requirements. It also notes how to meet CSI, TSI, or ATSI requirements, as applicable.

California's ESSA State Plan supports the state's approach to improving student group performance through the utilization of federal resources. Schools use the SPSA to document their approach to maximizing the impact of federal investments in support of underserved students. The implementation of ESSA in California presents an opportunity for schools to innovate with their federally-funded programs and align them with the priority goals of the school and the LEA that are being realized under the state's Local Control Funding Formula (LCFF).

The LCFF provides schools and LEAs flexibility to design programs and provide services that meet the needs of students in order to achieve readiness for college, career, and lifelong learning. The SPSA planning process supports continuous cycles of action, reflection, and improvement. Consistent with EC 65001, the Schoolsite Council (SSC) is required to develop and annually review the SPSA, establish an annual budget, and make modifications to the plan that reflect changing needs and priorities, as applicable.

For questions related to specific sections of the template, please see instructions below:

## Instructions: Linked Table of Contents

**The SPSA template meets the requirements of schoolwide planning (SWP). Each section also contains a notation of how to meet CSI, TSI, or ATSI requirements.**

[Stakeholder Involvement](#)

[Goals, Strategies, & Proposed Expenditures](#)

[Planned Strategies/Activities](#)

[Annual Review and Update](#)

[Budget Summary](#)

[Appendix A: Plan Requirements for Title I Schoolwide Programs](#)

[Appendix B: Plan Requirements for Schools to Meet Federal School Improvement Planning Requirements](#)

[Appendix C: Select State and Federal Programs](#)

For additional questions or technical assistance related to LEA and school planning, please contact the Local Agency Systems Support Office, at [LCFF@cde.ca.gov](mailto:LCFF@cde.ca.gov).

For programmatic or policy questions regarding Title I schoolwide planning, please contact the local educational agency, or the CDE's Title I Policy and Program Guidance Office at [TITLEI@cde.ca.gov](mailto:TITLEI@cde.ca.gov).

For questions or technical assistance related to meeting federal school improvement planning requirements (for CSI, TSI, and ATSI), please contact the CDE's School Improvement and Support Office at [SISO@cde.ca.gov](mailto:SISO@cde.ca.gov).

## **Purpose and Description**

Schools identified for Comprehensive Support and Improvement (CSI), Targeted Support and Improvement (TSI), or Additional Targeted Support and Improvement (ATSI) must respond to the following prompts. A school that has not been identified for CSI, TSI, or ATSI may delete the Purpose and Description prompts.

### **Purpose**

Briefly describe the purpose of this plan by selecting from Schoolwide Program, Comprehensive Support and Improvement, Targeted Support and Improvement, or Additional Targeted Support and Improvement)

### **Description**

Briefly describe the school's plan for effectively meeting ESSA requirements in alignment with the Local Control and Accountability Plan and other federal, state, and local programs.

## **Stakeholder Involvement**

Meaningful involvement of parents, students, and other stakeholders is critical to the development of the SPSA and the budget process. Schools must share the SPSA with school site-level advisory groups, as applicable (e.g., English Learner Advisory committee, student advisory groups, tribes and tribal organizations present in the community, as appropriate, etc.) and seek input from these advisory groups in the development of the SPSA.

The Stakeholder Engagement process is an ongoing, annual process. Describe the process used to involve advisory committees, parents, students, school faculty and staff, and the community in the development of the SPSA and the annual review and update.

*[This section meets the requirements for TSI and ATSI.]*

*[When completing this section for CSI, the LEA shall partner with the school in the development and implementation of this plan.]*

## **Resource Inequities**

Schools eligible for CSI or ATSI must identify resource inequities, which may include a review of LEA- and school-level budgeting as a part of the required needs assessment. Identified resource inequities must be addressed through implementation of the CSI or ATSI plan. Briefly identify and describe any resource inequities identified as a result of the required needs assessment and summarize how the identified resource inequities are addressed in the SPSA.

*[This section meets the requirements for CSI and ATSI. If the school is not identified for CSI or ATSI this section is not applicable and may be deleted.]*

# Goals, Strategies, Expenditures, & Annual Review

In this section a school provides a description of the annual goals to be achieved by the school. This section also includes descriptions of the specific planned strategies/activities a school will take to meet the identified goals, and a description of the expenditures required to implement the specific strategies and activities.

## Goal

State the goal. A goal is a broad statement that describes the desired result to which all strategies/activities are directed. A goal answers the question: What is the school seeking to achieve?

It can be helpful to use a framework for writing goals such as the S.M.A.R.T. approach. A S.M.A.R.T. goal is one that is **S**pecific, **M**easurable, **A**chievable, **R**ealistic, and **T**ime-bound. A level of specificity is needed in order to measure performance relative to the goal as well as to assess whether it is reasonably achievable. Including time constraints, such as milestone dates, ensures a realistic approach that supports student success.

A school may number the goals using the “Goal #” for ease of reference.

*[When completing this section for CSI, TSI, and ATSI, improvement goals shall align to the goals, actions, and services in the LEA LCAP.]*

## Identified Need

Describe the basis for establishing the goal. The goal should be based upon an analysis of verifiable state data, including local and state indicator data from the California School Dashboard (Dashboard) and data from the School Accountability Report Card, including local data voluntarily collected by districts to measure pupil achievement.

*[Completing this section fully addresses all relevant federal planning requirements]*

## Annual Measurable Outcomes

Identify the metric(s) and/or state indicator(s) that the school will use as a means of evaluating progress toward accomplishing the goal. A school may identify metrics for specific student groups. Include in the baseline column the most recent data associated with the metric or indicator available at the time of adoption of the SPSA. The most recent data associated with a metric or indicator includes data reported in the annual update of the SPSA. In the subsequent Expected Outcome column, identify the progress the school intends to make in the coming year.

*[When completing this section for CSI the school must include school-level metrics related to the metrics that led to the school’s identification.]*

*[When completing this section for TSI/ATSI the school must include metrics related to the specific student group(s) that led to the school’s identification.]*

## Strategies/Activities

Describe the strategies and activities being provided to meet the described goal. A school may number the strategy/activity using the “Strategy/Activity #” for ease of reference.

Planned strategies/activities address the findings of the needs assessment consistent with state priorities and resource inequities, which may have been identified through a review of the local educational agency’s budgeting, its local control and accountability plan, and school-level budgeting, if applicable.

*[When completing this section for CSI, TSI, and ATSI, this plan shall include evidence-based interventions and align to the goals, actions, and services in the LEA LCAP.]*

*[When completing this section for CSI and ATSI, this plan shall address through implementation, identified resource inequities, which may have been identified through a review of LEA- and school-level budgeting.]*

## **Students to be Served by this Strategy/Activity**

Indicate in this box which students will benefit from the strategies/activities by indicating “All Students” or listing one or more specific student group(s) to be served.

*[This section meets the requirements for CSI.]*

*[When completing this section for TSI and ATSI, at a minimum, the student groups to be served shall include the student groups that are consistently underperforming, for which the school received the TSI or ATSI designation. For TSI, a school may focus on all students or the student group(s) that led to identification based on the evidence-based interventions selected.]*

## **Proposed Expenditures for this Strategy/Activity**

For each strategy/activity, list the amount(s) and funding source(s) for the proposed expenditures for the school year to implement these strategies/activities. Specify the funding source(s) using one or more of the following: LCFF, Federal (if Federal, identify the Title and Part, as applicable), Other State, and/or Local.

Proposed expenditures that are included more than once in a SPSA should be indicated as a duplicated expenditure and include a reference to the goal and strategy/activity where the expenditure first appears in the SPSA. Pursuant to Education Code, Section 64001(g)(3)(C), proposed expenditures, based on the projected resource allocation from the governing board or governing body of the LEA, to address the findings of the needs assessment consistent with the state priorities including identifying resource inequities which may include a review of the LEA’s budgeting, its LCAP, and school-level budgeting, if applicable.

*[This section meets the requirements for CSI, TSI, and ATSI.]*

*[NOTE: Federal funds for CSI shall not be used in schools identified for TSI or ATSI. In addition, funds for CSI shall not be used to hire additional permanent staff.]*

## **Annual Review**

In the following Analysis prompts, identify any material differences between what was planned and what actually occurred as well as significant changes in strategies/activities and/ or expenditures from the prior year. This annual review and analysis should be the basis for decision-making and updates to the plan.



## Analysis

Using actual outcome data, including state indicator data from the Dashboard, analyze whether the planned strategies/activities were effective in achieving the goal. Respond to the prompts as instructed. Respond to the following prompts relative to this goal. If the school is in the first year of implementing the goal the Annual Review section is not required and this section may be deleted.

- Describe the overall implementation of the strategies/activities and the overall effectiveness of the strategies/activities to achieve the articulated goal.
- Briefly describe any major differences between either/or the intended implementation or the budgeted expenditures to implement the strategies/activities to meet the articulated goal.
- Describe any changes that will be made to the goal, expected annual measurable outcomes, metrics/indicators, or strategies/activities to achieve this goal as a result of this analysis and analysis of the data provided in the Dashboard, as applicable. Identify where those changes can be found in the SPSA.

*[When completing this section for CSI, TSI, or ATSI, any changes made to the goals, annual measurable outcomes, metrics/indicators, or strategies/activities, shall meet the CSI, TSI, or ATSI planning requirements. CSI, TSI, and ATSI planning requirements are listed under each section of the Instructions. For example, as a result of the Annual Review and Update, if changes are made to a goal(s), see the Goal section for CSI, TSI, and ATSI planning requirements.]*

## Budget Summary

In this section a school provides a brief summary of the funding allocated to the school through the ConApp and/or other funding sources as well as the total amount of funds for proposed expenditures described in the SPSA. The Budget Summary is required for schools funded through the ConApp and that receive federal funds for CSI. If the school is not operating a Title I schoolwide program this section is not applicable and may be deleted.

*From its total allocation for CSI, the LEA may distribute funds across its schools that meet the criteria for CSI to support implementation of this plan. In addition, the LEA may retain a portion of its total allocation to support LEA-level expenditures that are directly related to serving schools eligible for CSI.*

## Budget Summary

A school receiving funds allocated through the ConApp should complete the Budget Summary as follows:

- Total Funds Provided to the School Through the Consolidated Application: This amount is the total amount of funding provided to the school through the ConApp for the school year. The school year means the fiscal year for which a SPSA is adopted or updated.
- Total Funds Budgeted for Strategies to Meet the Goals in the SPSA: This amount is the total of the proposed expenditures from all sources of funds associated with the strategies/activities reflected in the SPSA. To the extent strategies/activities and/or proposed expenditures are listed in the SPSA under more than one goal, the expenditures should be counted only once.

A school receiving federal funds for CSI should complete the Budget Summary as follows:

- Total Federal Funds Provided to the School from the LEA for CSI: This amount is the total amount of funding provided to the school from the LEA.

*[NOTE: Federal funds for CSI shall not be used in schools eligible for TSI or ATSI. In addition, funds for CSI shall not be used to hire additional permanent staff.]*

# Appendix A: Plan Requirements

## Schoolwide Program Requirements

This School Plan for Student Achievement (SPSA) template meets the requirements of a schoolwide program plan. The requirements below are for planning reference.

A school that operates a schoolwide program and receives funds allocated through the ConApp is required to develop a SPSA. The SPSA, including proposed expenditures of funds allocated to the school through the ConApp, must be reviewed annually and updated by the SSC. The content of a SPSA must be aligned with school goals for improving student achievement.

### Requirements for Development of the Plan

- I. The development of the SPSA shall include both of the following actions:
  - A. Administration of a comprehensive needs assessment that forms the basis of the school's goals contained in the SPSA.
    1. The comprehensive needs assessment of the entire school shall:
      - a. Include an analysis of verifiable state data, consistent with all state priorities as noted in Sections 52060 and 52066, and informed by all indicators described in Section 1111(c)(4)(B) of the federal Every Student Succeeds Act, including pupil performance against state-determined long-term goals. The school may include data voluntarily developed by districts to measure pupil outcomes (described in the Identified Need); and
      - b. Be based on academic achievement information about all students in the school, including all groups under §200.13(b)(7) and migratory children as defined in section 1309(2) of the ESEA, relative to the State's academic standards under §200.1 to—
        - i. Help the school understand the subjects and skills for which teaching and learning need to be improved; and
        - ii. Identify the specific academic needs of students and groups of students who are not yet achieving the State's academic standards; and
        - iii. Assess the needs of the school relative to each of the components of the schoolwide program under §200.28.
        - iv. Develop the comprehensive needs assessment with the participation of individuals who will carry out the schoolwide program plan.
        - v. Document how it conducted the needs assessment, the results it obtained, and the conclusions it drew from those results.
  - B. Identification of the process for evaluating and monitoring the implementation of the SPSA and progress towards accomplishing the goals set forth in the SPSA (described in the Expected Annual Measurable Outcomes and Annual Review and Update).

### Requirements for the Plan

- II. The SPSA shall include the following:
  - A. Goals set to improve pupil outcomes, including addressing the needs of student groups as identified through the needs assessment.

- B. Evidence-based strategies, actions, or services (described in Strategies and Activities)
1. A description of the strategies that the school will be implementing to address school needs, including a description of how such strategies will--
    - a. provide opportunities for all children including each of the subgroups of students to meet the challenging state academic standards
    - b. use methods and instructional strategies that:
      - i. strengthen the academic program in the school,
      - ii. increase the amount and quality of learning time, and
      - iii. provide an enriched and accelerated curriculum, which may include programs, activities, and courses necessary to provide a well-rounded education.
    - c. Address the needs of all children in the school, but particularly the needs of those at risk of not meeting the challenging State academic standards, so that all students demonstrate at least proficiency on the State's academic standards through activities which may include:
      - i. strategies to improve students' skills outside the academic subject areas;
      - ii. preparation for and awareness of opportunities for postsecondary education and the workforce;
      - iii. implementation of a schoolwide tiered model to prevent and address problem behavior;
      - iv. professional development and other activities for teachers, paraprofessionals, and other school personnel to improve instruction and use of data; and
      - v. strategies for assisting preschool children in the transition from early childhood education programs to local elementary school programs.
- C. Proposed expenditures, based on the projected resource allocation from the governing board or body of the local educational agency (may include funds allocated via the ConApp, federal funds for CSI, any other state or local funds allocated to the school), to address the findings of the needs assessment consistent with the state priorities, including identifying resource inequities, which may include a review of the LEAs budgeting, it's LCAP, and school-level budgeting, if applicable (described in Proposed Expenditures and Budget Summary). Employees of the schoolwide program may be deemed funded by a single cost objective.
- D. A description of how the school will determine if school needs have been met (described in the Expected Annual Measurable Outcomes and the Annual Review and Update).
1. Annually evaluate the implementation of, and results achieved by, the schoolwide program, using data from the State's annual assessments and other indicators of academic achievement;
  2. Determine whether the schoolwide program has been effective in increasing the achievement of students in meeting the State's academic standards, particularly for those students who had been furthest from achieving the standards; and
  3. Revise the plan, as necessary, based on the results of the evaluation, to ensure continuous improvement of students in the schoolwide program.

- E. A description of how the school will ensure parental involvement in the planning, review, and improvement of the schoolwide program plan (described in Stakeholder Involvement and/or Strategies/Activities).
- F. A description of the activities the school will include to ensure that students who experience difficulty attaining proficient or advanced levels of academic achievement standards will be provided with effective, timely additional support, including measures to
  - 1. Ensure that those students' difficulties are identified on a timely basis; and
  - 2. Provide sufficient information on which to base effective assistance to those students.
- G. For an elementary school, a description of how the school will assist preschool students in the successful transition from early childhood programs to the school.
- H. A description of how the school will use resources to carry out these components (described in the Proposed Expenditures for Strategies/Activities).
- I. A description of any other activities and objectives as established by the SSC (described in the Strategies/Activities).

Authority Cited: S Title 34 of the Code of Federal Regulations (34 CFR), sections 200.25-26, and 200.29, and sections-1114(b)(7)(A)(i)-(iii) and 1118(b) of the ESEA. EC sections 6400 et. seq.

# Appendix B:

## Plan Requirements for School to Meet Federal School Improvement Planning Requirements

For questions or technical assistance related to meeting Federal School Improvement Planning Requirements, please contact the CDE's School Improvement and Support Office at [SISO@cde.ca.gov](mailto:SISO@cde.ca.gov).

### Comprehensive Support and Improvement

The LEA shall partner with stakeholders (including principals and other school leaders, teachers, and parents) to locally develop and implement the CSI plan for the school to improve student outcomes, and specifically address the metrics that led to eligibility for CSI (Stakeholder Involvement).

The CSI plan shall:

1. Be informed by all state indicators, including student performance against state-determined long-term goals (Goal, Identified Need, Expected Annual Measurable Outcomes, Annual Review and Update, as applicable);
2. Include evidence-based interventions (Strategies/Activities, Annual Review and Update, as applicable) (For resources related to evidence-based interventions, see the U.S. Department of Education's "Using Evidence to Strengthen Education Investments" at <https://www2.ed.gov/policy/elsec/leg/essa/guidanceuseseseinvestment.pdf>);
3. Be based on a school-level needs assessment (Goal, Identified Need, Expected Annual Measurable Outcomes, Annual Review and Update, as applicable); and
4. Identify resource inequities, which may include a review of LEA- and school-level budgeting, to be addressed through implementation of the CSI plan (Goal, Identified Need, Expected Annual Measurable Outcomes, Planned Strategies/Activities; and Annual Review and Update, as applicable).

Authority Cited: Sections 1003(e)(1)(A), 1003(i), 1111(c)(4)(B), and 1111(d)(1) of the ESSA.

### Targeted Support and Improvement

In partnership with stakeholders (including principals and other school leaders, teachers, and parents) the school shall develop and implement a school-level TSI plan to improve student outcomes for each subgroup of students that was the subject of identification (Stakeholder Involvement).

The TSI plan shall:

1. Be informed by all state indicators, including student performance against state-determined long-term goals (Goal, Identified Need, Expected Annual Measurable Outcomes, Annual Review and Update, as applicable); and
2. Include evidence-based interventions (Planned Strategies/Activities, Annual Review and Update, as applicable). (For resources related to evidence-based interventions, see the U.S. Department of Education's "Using Evidence to Strengthen Education Investments" <https://www2.ed.gov/policy/elsec/leg/essa/guidanceuseseseinvestment.pdf>.)

Authority Cited: Sections 1003(e)(1)(B), 1003(i), 1111(c)(4)(B) and 1111(d)(2) of the ESSA.

## **Additional Targeted Support and Improvement**

A school identified for ATSI shall:

1. Identify resource inequities, which may include a review of LEA- and school-level budgeting, which will be addressed through implementation of its TSI plan (Goal, Identified Need, Expected Annual Measurable Outcomes, Planned Strategies/Activities, and Annual Review and Update, as applicable).

Authority Cited: Sections 1003(e)(1)(B), 1003(i), 1111(c)(4)(B), and 1111(d)(2)(c) of the ESSA.

## **Single School Districts and Charter Schools Identified for School Improvement**

Single school districts (SSDs) or charter schools that are identified for CSI, TSI, or ATSI, shall develop a SPSA that addresses the applicable requirements above as a condition of receiving funds (EC Section 64001[a] as amended by Assembly Bill [AB] 716, effective January 1, 2019).

However, a SSD or a charter school may streamline the process by combining state and federal requirements into one document which may include the local control and accountability plan (LCAP) and all federal planning requirements, provided that the combined plan is able to demonstrate that the legal requirements for each of the plans is met (EC Section 52062[a] as amended by AB 716, effective January 1, 2019).

Planning requirements for single school districts and charter schools choosing to exercise this option are available in the LCAP Instructions.

Authority Cited: EC sections 52062(a) and 64001(a), both as amended by AB 716, effective January 1, 2019.

## Appendix C: Select State and Federal Programs

**For a list of active programs, please see the following links:**

Programs included on the Consolidated Application: <https://www.cde.ca.gov/fg/aa/co/>

ESSA Title I, Part A: School Improvement: <https://www.cde.ca.gov/sp/sw/t1/schoolsupport.asp>

Available Funding: <https://www.cde.ca.gov/fg/fo/af/>

Developed by the California Department of Education, January 2019



## **Mangini Ranch Elementary Site Council Zoom participant**

**September 8, 2021**

- 1. Kate Olson**
- 2. Heather Martinez**
- 3. Emma Ilanktharan**
- 4. Lunka Ilanktharan**
- 5. Drisana Bhargava**
- 6. Ann Marie Triplet**
- 7. Robin Chaffee**
- 8. Stephanie Hammer**
- 9. Monica Easton**
- 10 Canen Peterson**

## Mangini Ranch Meeting Minutes

- Introductions and welcome 3:00
- Canen went over the powerpoint that describes why we have a site council and why they are so important
- Principal asked if there were any questions from the powerpoint and there were none.
- The principal shares his screen and opened up doc tracking where he went over School and Vision and School and Community profile. As a group we spent some time on this as we are a new community.
- The group went over ways in which they would like to be involved. There were questions as to when our PTA will be taking off. The principal said that due to COVID is has been very difficult meeting with parents.
- Principal went over the Planned goals and the principal talked about the data from the most current i-Ready assessment as we had no historical data to use. There were no questions.
- Mrs. Martinez asked about buddy benches and if the school was going to be adding these benches. The principal is going to talk to facilities about making some of the benches under the awning a buddy bench.
- Meeting was adjourned at 4:05



# Mangini Ranch Elementary Site Council & ELAC Meeting

4640 Sparrow Dr.  
Folsom, CA 95630

## **NOTICE OF SCHOOL SITE COUNCIL and ELAC MEETING**

Open to the Public

Date: September 9, 2021

Time: 3:00pm

Location: Virtual Zoom Meeting

## **Published Agenda**

- Welcome
- Overview and approval of School Site Plan
- Public comment