

Special Education Update



BETTY JO WESSINGER
Assistant Superintendent of Special Education
Director of SELPA

February 22, 2023

Introduction



Individuals with Disabilities Education Act (IDEA), along with case law, provides the basis for our work and is codified in the California Education Code and Code of Regulations.

- Eligibility
- Free and Appropriate Public Education (FAPE)
- Least Restrictive Environment (LRE)
- Individualized Education Plan (IEP)
- Timelines
- Child Find

CALPADS

California Longitudinal Pupil Achievement Data System



	ID	HH	Deaf	SLI	VI	ED	OI	OHI	SLD	DB	MD	Aut	TBI	Total
Dec 2018	141	14	2	607	8	69	27	264	1053	2	44	452	5	2799
Oct 2019	127	11	4	604	8	59	21	308	1027	1	49	453	5	2674
Oct 2020	125	12	4	609	7	56	19	314	943	1	48	460	6	2604
Oct 2021	129	11	4	581	8	62	21	310	951	1	43	489	6	2616
Oct 2022	131	9	3	679	9	55	14	368	902	2	44	535	6	2759

Continuum of Services



- Regular classroom
- Regular classroom with supplementary aids and services
- Regular classroom with specialist services (specialized academic instruction less than 1/2 the day)
- Regular classroom with related services

Continuum of Services



- Regular classroom with services and supports and/or related services for more than 1/2 the day
- Special classes and centers
- Nonpublic, nonsectarian school services
- State special schools (California School for the Blind, California School for the Deaf)
- Residential Treatment Center
- Home/Hospital Instruction

Current Special Education Department Staff



- Administrators – 5
- Program Specialists – 6
- Support Staff - 7
- Special Education Teachers – 152
- Itinerant Teachers - 9
- School Psychologists – 29
- Speech Language Pathologists - 38
- Other Related Services Providers - 48
- Instructional/Para/Behavior Support/
Mental Health Aides- 411

Total: 705

Special Education Year Trends



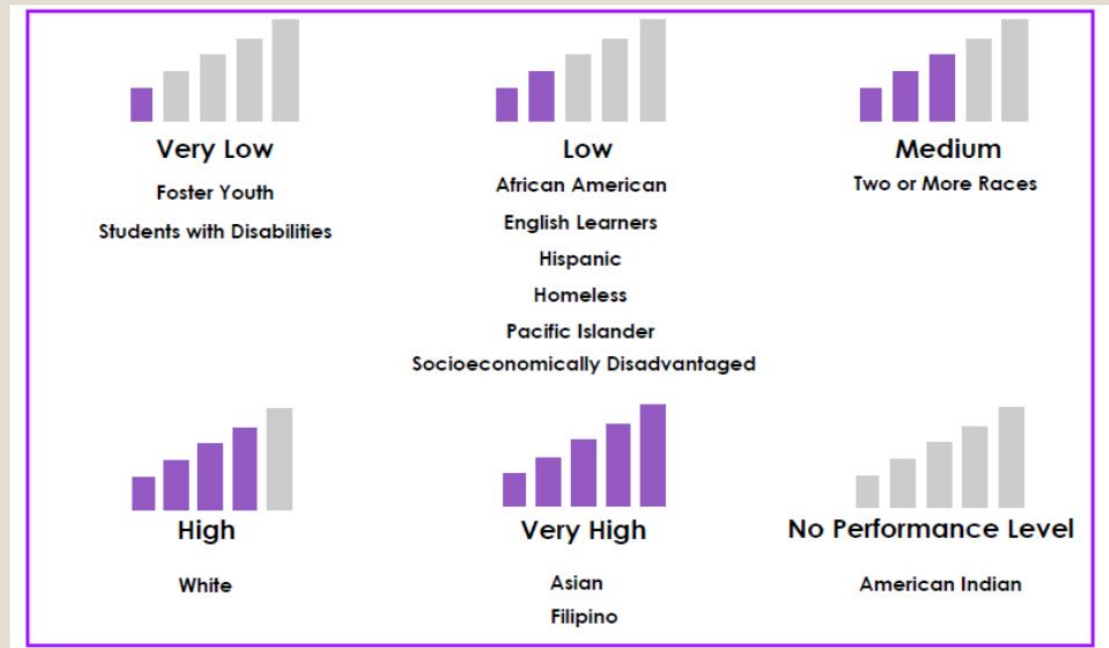
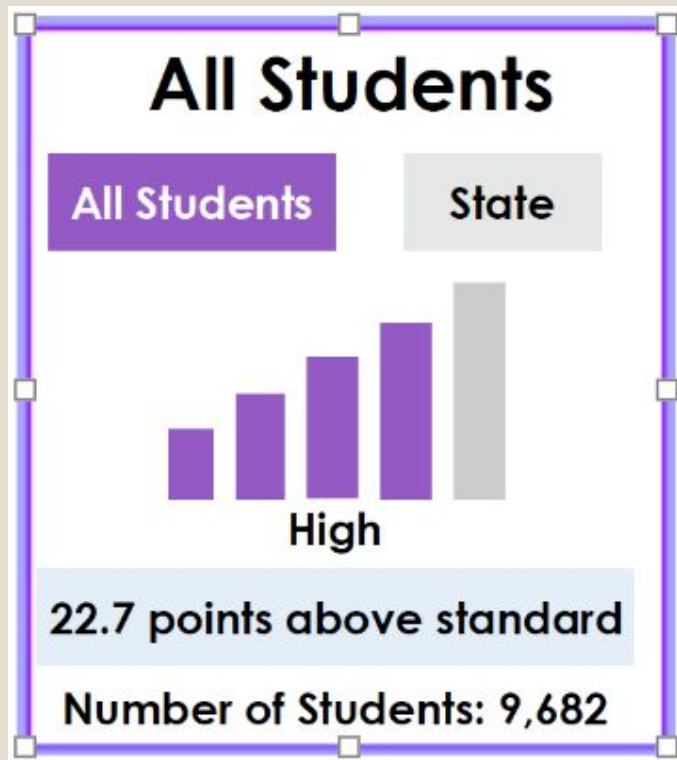
	2018-2019	2019-2020	2020-2021	2021-2022	2022-2023	2023-2024 Projected
Resource Specialist Program (RSP)/Learning Support (LS) Classes	61	62	63	68	68	proposed: 70
Special Day Classes (SDC)	67	73	73	69	73	proposed: 78
Early Childhood Assessment and Treatment (ECAT) Assessments	127	114	113	136	173	173
Non-Public School (NPS)	58	62	60	73	68	
Residential Treatment Center (RTC)	3	4	2	3	5	

CA School Dashboard 2022

Students with Disabilities



Language Arts (3rd-8th grade)

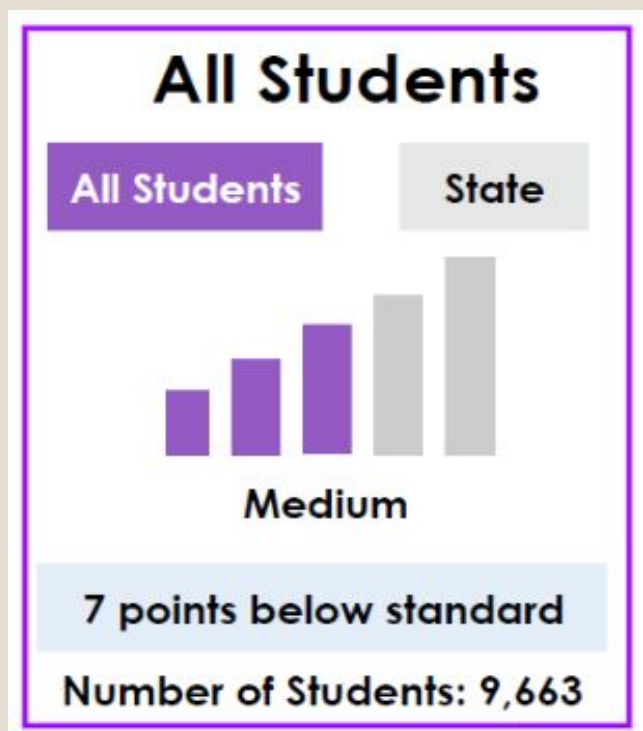


CA School Dashboard 2022

Students with Disabilities



Mathematics (3rd-8th grade)



CA School Dashboard 2022

Students with Disabilities



Chronic Absenteeism

All Students

All Students

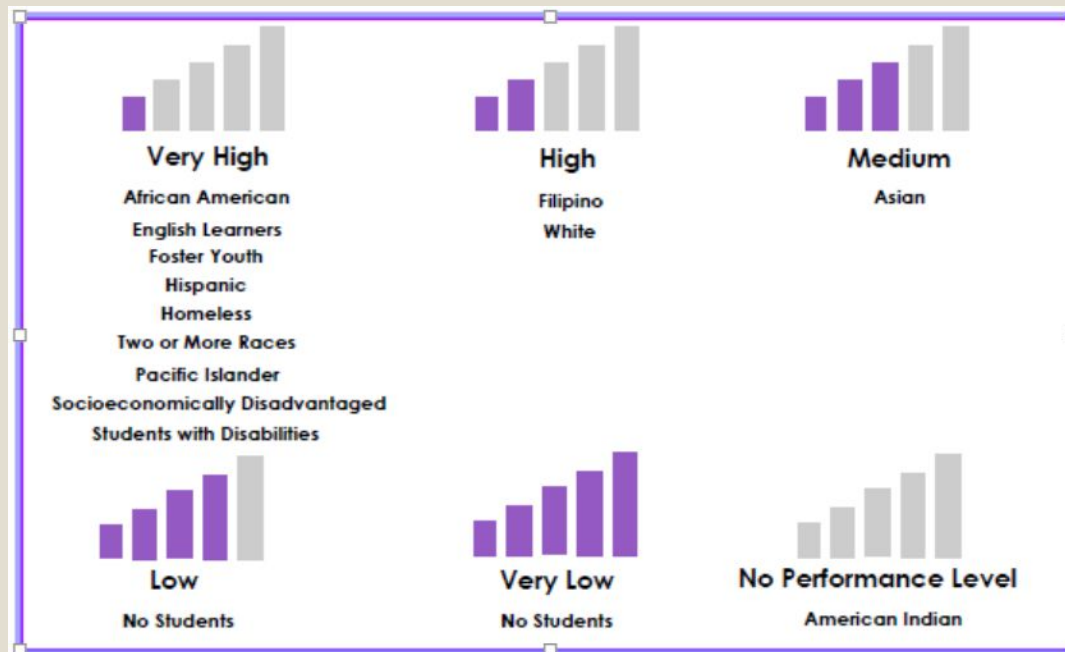
State



Very High

21.5 % chronically absent

Number of Students: 13,931



CA School Dashboard 2022

Students with Disabilities



Suspension Rate

All Students

All Students

State



Medium

3.9% suspended at least one day

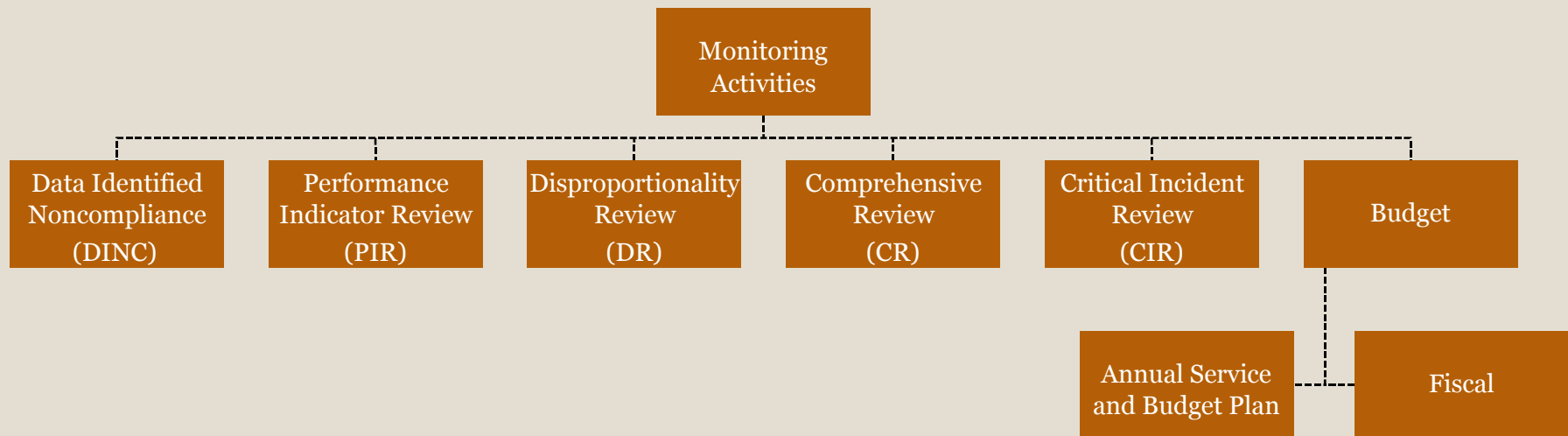
Number of Students: 21,333



Compliance



Focused Monitoring and Technical Assistance (FMTA) and SELPA Monitoring Activities



Thank you

