



B Richland Upper Elementary

Rankin County School District

 175 Wilson Drive
Richland, MS 39218

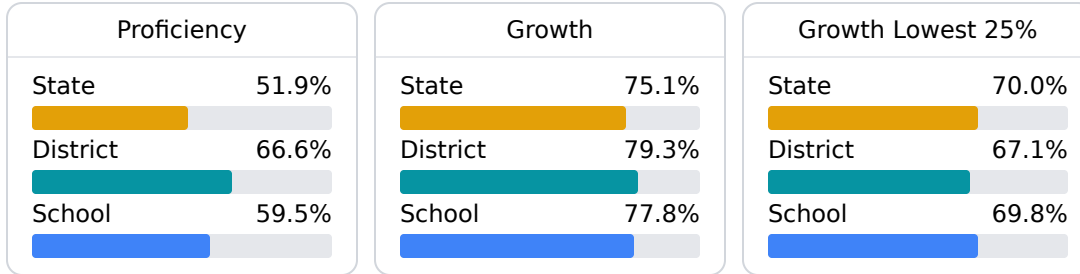
 Lindsay Starbuck
lin502@rcsd.ms

School Accountability Grade Components

Mississippi's accountability system assigns "A" through "F" letter grades for schools and districts. Grades are based on student achievement, student growth, student participation in testing, and other academic measures.

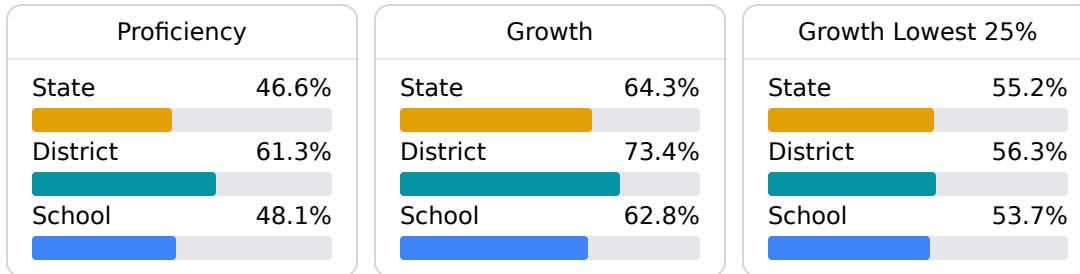
Math

Measurements of student performance on the statewide math assessment.



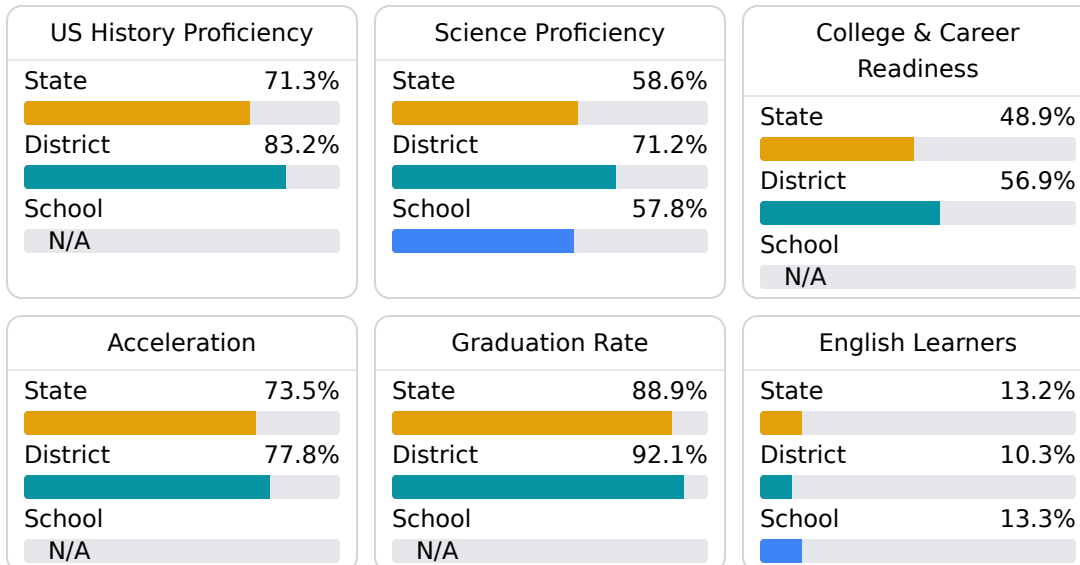
English

Measurements of student performance on the statewide English language arts (ELA) assessment.



Other Measures

Other measurements of student performance that factor into the accountability grade.



Teacher Data

33.6

Teachers



61.3%

Experienced Teachers

0.0%

Provisional Teachers

92.3%

In-Field Teachers

Detailed Assessment and Other Data

Student Performance

The following information shows each level of student performance on statewide assessments.

Math

Level 1	Level 2	Level 3	Level 4	Level 5
State 0-10%	State 11-20%	State 21-30%	State 31-40%	State 11-20%
District 0-10%	District 0-10%	District 21-30%	District 31-40%	District 21-30%
School 0-10%	School 11-20%	School 21-30%	School 31-40%	School 21-30%
Minimal	Basic	Passing	Proficient	Advanced

English

Level 1	Level 2	Level 3	Level 4	Level 5
State 8.1%	State 16.3%	State 30.4%	State 30.2%	State 14.9%
District 0-10%	District 0-10%	District 21-30%	District 31-40%	District 21-30%
School 6.4%	School 14.3%	School 33.7%	School 31.6%	School 14.1%
Minimal	Basic	Passing	Proficient	Advanced

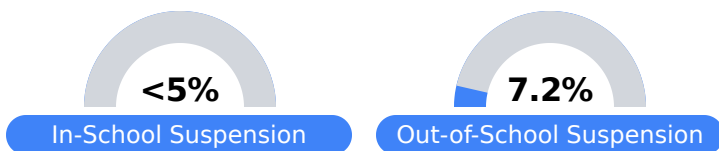
Science

Level 1	Level 2	Level 3	Level 4	Level 5
State 11.4%	State 11.9%	State 20.8%	State 33.6%	State 22.3%
District 7.7%	District 8.9%	District 17.0%	District 36.7%	District 29.7%
School 7.7%	School 18.3%	School 19.2%	School 33.7%	School 21.2%
Minimal	Basic	Passing	Proficient	Advanced

Student Assessment Participation



Discipline



* Source: 2017-2018 Civil Rights Data Collection

Other Data



18.7%

Chronic Absenteeism