

## **A** Oakdale Elementary Rankin County School District

171 Oakdale Road  
Brandon, MS 39047

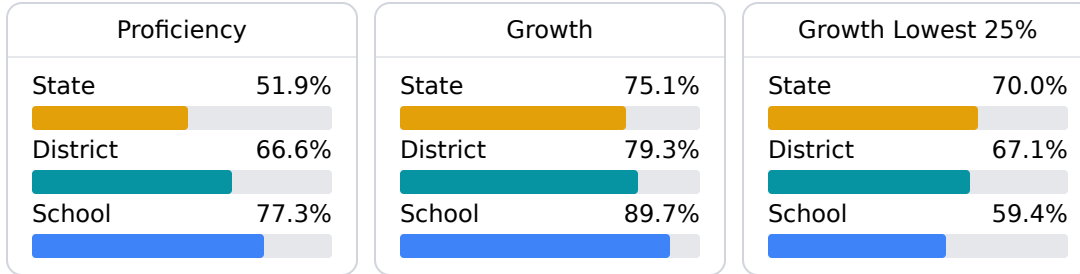
Andrea Payne  
and202@rcsd.ms

### School Accountability Grade Components

Mississippi's accountability system assigns "A" through "F" letter grades for schools and districts. Grades are based on student achievement, student growth, student participation in testing, and other academic measures.

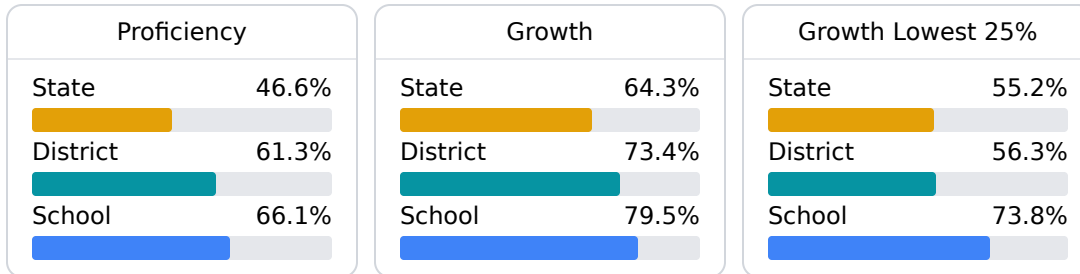
#### Math

Measurements of student performance on the statewide math assessment.



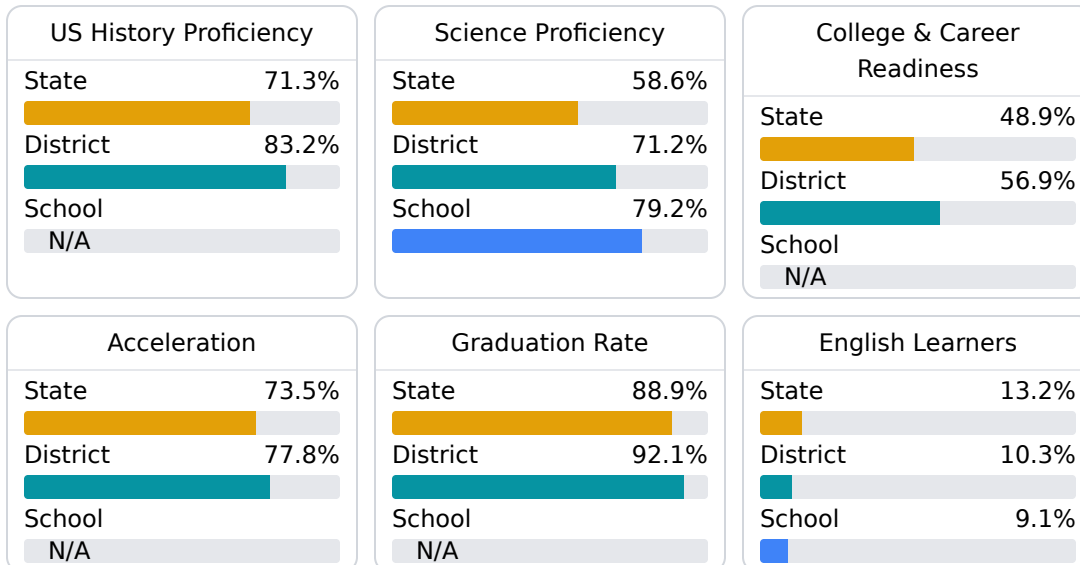
#### English

Measurements of student performance on the statewide English language arts (ELA) assessment.



#### Other Measures

Other measurements of student performance that factor into the accountability grade.



### Teacher Data

**35.0**

Teachers



**77.1%**

Experienced Teachers

**0.0%**

Provisional Teachers

**96.0%**

In-Field Teachers

## Detailed Assessment and Other Data

### Student Performance

The following information shows each level of student performance on statewide assessments.

#### Math

Level 1	Level 2	Level 3	Level 4	Level 5
State 0-10%	State 11-20%	State 21-30%	State 31-40%	State 11-20%
District 0-10%	District 0-10%	District 21-30%	District 31-40%	District 21-30%
School 0-10%	School 0-10%	School 11-20%	School 21-30%	School 41-50%
Minimal	Basic	Passing	Proficient	Advanced

#### English

Level 1	Level 2	Level 3	Level 4	Level 5
State 8.1%	State 16.3%	State 30.4%	State 30.2%	State 14.9%
District 0-10%	District 0-10%	District 21-30%	District 31-40%	District 21-30%
School 0-10%	School 0-10%	School 21-30%	School 41-50%	School 21-30%
Minimal	Basic	Passing	Proficient	Advanced

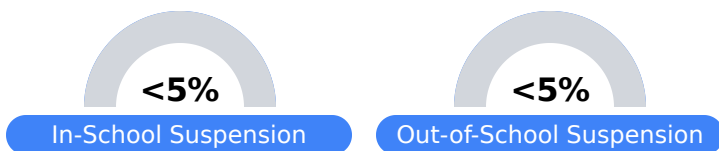
#### Science

Level 1	Level 2	Level 3	Level 4	Level 5
State 11.4%	State 11.9%	State 20.8%	State 33.6%	State 22.3%
District 7.7%	District 8.9%	District 17.0%	District 36.7%	District 29.7%
School 0-10%	School 0-10%	School 0-10%	School 21-30%	School 51-60%
Minimal	Basic	Passing	Proficient	Advanced

## Student Assessment Participation



## Discipline



\* Source: 2017-2018 Civil Rights Data Collection

## Other Data



**13.3%**

Chronic Absenteeism