

Christine Duncan Heritage Academy
Financial Update
March 15, 2023

A. BARs

	<u>BAR #</u>	<u>Fund Description</u>	<u>Reason/Type</u>	<u>Amount</u>
1	2223-0033-I	26107 - REC/District Fiscal Agent	To budget for additional stipend	\$ 4,000
2	2223-0034-I	23000 - Non-Instructional Support	To budget for actual revenue	\$ 14,893
3	2223-0035-I	11000 - Operational	SEG Final unit value adjustment	\$ 141,279
4	2223-0036-T	24330 - ARP ESSER III	Transfer	\$ -
5	2223-0037-M	24330 - ARP ESSER III	Maintenance	\$ -
6	2223-0038-M	25205 - GEAR UP	Maintenance	\$ -

B. Payroll & Accounts Payable Payment Vouchers

1 February 2023

C. Financial Statement Reports - as of February 28, 2023

1 Financial Analysis
 2 Bank Reconciliations

D. Other

1 Permanent Cash Transfer - 24153

Must submit backup for all BARs,
except transfers of funds for SEG or
direct grants

STATE OF NEW MEXICO
PUBLIC EDUCATION DEPARTMENT
300 Don Gaspar Santa Fe, NM 87501-2786
Budget Adjustment Request

Doc. ID: 001-118-2223-0033-I

Fund Type: Direct Grant

Adjustment Type: Increase

Fiscal Year: 2022-2023

Entity Name: Christine Duncan Heritage Academy

Adjustment Changes Intent/Scope of Program Yes or No?: No

Contact: Sarah Estrada, Business Manager

Total Approved Budget (Flowthrough):

Phone: 5755457288

Email: sarah@k12accounting.com

FLOWTHROUGH ONLY	Budget Period: 2022-07-01	To: 2023-06-30
A. Approved Carryover:		
B. Total Current Year Allocation:		
D. Total Funding Available:		

Revenue 26107.0000.41923 \$4,000

Fund	Function	Object	Program	Location	Job Class	Present Budget	Adj Amt Exp	Adj Budget	ADD'L FTE
26107 REC/Distr ict Fiscal Agent	1000 Instruction	51300 Additional Compensation	1010 Regular Education (PreK-12) Programs	001118 Christine Duncan Heritage Academy	1711 Instructional Assistants - Grades 1-12	\$12,400	\$4,000	\$16,400	
Sub Total							\$4,000		
Indirect Cost									
DOC. TOTAL							\$4,000		

Justification:

Additional stipend for EA

Compliance with Sections 10-15-1 and 22-8-12, NMSA, 1978 Compilation:

A. The requested budget/changes were authorized at a scheduled Board of Education or Governance Council meeting open to the public on:

B. Justification for the transfer: Explanation such as "underbudgeted", "insufficient budget", or "needed to close out Project" ARE NOT ACCEPTABLE. Attach additional sheets if necessary.

ALL TRANSFER BARS MUST NET OUT TO ZERO ON THE DOC. TOTAL LINE.

Must submit backup for all BARs,
except transfers of funds for SEG or
direct grants

STATE OF NEW MEXICO
PUBLIC EDUCATION DEPARTMENT
300 Don Gaspar Santa Fe, NM 87501-2786
Budget Adjustment Request

Doc. ID: 001-118-2223-0034-I

Fund Type: General Fund / Capital
Outlay / Debt Service

Adjustment Type: Increase

Fiscal Year: 2022-2023

Entity Name: Christine Duncan Heritage Academy

Adjustment Changes Intent/Scope of Program Yes or No?: No

Contact: Sarah Estrada, Business Manager

Total Approved Budget (Flowthrough):

Phone: 5755457288

Email: sarah@k12accounting.com

FLOWTHROUGH ONLY	
Budget Period: 2022-07-01	To: 2023-06-30
A. Approved Carryover:	
B. Total Current Year Allocation:	
D. Total Funding Available:	

Revenue 23000.0000.41701 \$14,893

Fund	Function	Object	Program	Location	Job Class	Present Budget	Adj Amt Exp	Adj Budget	ADD'L FTE
23000 Non- Instructional Support	1000 Instruction	53711 Other Charges	9000 Co- Curricular and Extra-Curricular Activities	001118 Christine Duncan Heritage Academy	0000 No Job Class		\$706	\$706	
23000 Non- Instructional Support	1000 Instruction	55817 Student Travel	9000 Co- Curricular and Extra-Curricular Activities	001118 Christine Duncan Heritage Academy	0000 No Job Class		\$3,307	\$3,307	
23000 Non- Instructional Support	1000 Instruction	56118 General Supplies and Materials	9000 Co- Curricular and Extra-Curricular Activities	001118 Christine Duncan Heritage Academy	0000 No Job Class	\$9,084	\$10,880	\$19,964	
Sub Total							\$14,893		
Indirect Cost									
DOC. TOTAL							\$14,893		

Justification:

To budget for actual revenue.

Compliance with Sections 10-15-1 and 22-8-12, NMSA, 1978 Compilation:

A. The requested budget/changes were authorized at a scheduled Board of Education or Governance Council meeting open to the public on:

B. Justification for the transfer: Explanation such as "underbudgeted", "insufficient budget", or "needed to close out Project" ARE NOT ACCEPTABLE. Attach additional sheets if necessary.

ALL TRANSFER BARS MUST NET OUT TO ZERO ON THE DOC. TOTAL LINE.

Must submit backup for all BARs,
except transfers of funds for SEG or
direct grants

STATE OF NEW MEXICO
PUBLIC EDUCATION DEPARTMENT
300 Don Gaspar Santa Fe, NM 87501-2786
Budget Adjustment Request

Doc. ID: 001-118-2223-0035-I

Fund Type: General Fund / Capital
Outlay / Debt Service

Adjustment Type: Increase

Fiscal Year: 2022-2023

Entity Name: Christine Duncan Heritage Academy

Adjustment Changes Intent/Scope of Program Yes or No?: No

Contact: Sarah Estrada, Business Manager

Total Approved Budget (Flowthrough):

Phone: 5755457288

Email: sarah@k12accounting.com

FLOWTHROUGH ONLY	
Budget Period: 2022-07-01	To: 2023-06-30
A. Approved Carryover:	
B. Total Current Year Allocation:	
D. Total Funding Available:	

Revenue 11000.0000.43101 \$141,279

Fund	Function	Object	Program	Location	Job Class	Present Budget	Adj Amt Exp	Adj Budget	ADD'L FTE
11000 Operational	1000 Instruction	53711 Other Charges	9000 Co-Curricular and Extra-Curricular Activities	001118 Christine Duncan Heritage Academy	0000 No Job Class	\$1,300	\$965	\$2,265	
11000 Operational	1000 Instruction	55813 Employee Travel - Non-Teachers	1010 Regular Education (PreK-12) Programs	001118 Christine Duncan Heritage Academy	0000 No Job Class		\$3,200	\$3,200	
11000 Operational	1000 Instruction	55819 Employee Travel - Teachers	1010 Regular Education (PreK-12) Programs	001118 Christine Duncan Heritage Academy	0000 No Job Class	\$1,106	\$8,600	\$9,706	
11000 Operational	1000 Instruction	56118 General Supplies and Materials	9000 Co-Curricular and Extra-Curricular Activities	001118 Christine Duncan Heritage Academy	0000 No Job Class		\$2,902	\$2,902	
11000 Operational	1000 Instruction	56119 Supply Assets (\$5,000 or less).	1010 Regular Education (PreK-12) Programs	001118 Christine Duncan Heritage Academy	0000 No Job Class	\$13,282	\$2,148	\$15,430	
11000 Operational	2100 Support Services-Students	53214 Physical/Recreational Therapists - Contracted	2000 Special Programs	001118 Christine Duncan Heritage Academy	0000 No Job Class		\$966	\$966	
11000 Operational	2100 Support Services-Students	55813 Employee Travel - Non-Teachers	0000 No Program	001118 Christine Duncan Heritage Academy	0000 No Job Class		\$6,400	\$6,400	
11000 Operational	2400 Support Services-School Administration	55813 Employee Travel - Non-Teachers	0000 No Program	001118 Christine Duncan Heritage Academy	0000 No Job Class		\$9,600	\$9,600	
11000 Operational	2500 Central Services	55400 Advertising	0000 No Program	001118 Christine Duncan Heritage Academy	0000 No Job Class	\$700	\$4,421	\$5,121	
11000 Operational	2500 Central Services	56118 General Supplies and Materials	0000 No Program	001118 Christine Duncan Heritage Academy	0000 No Job Class	\$500	\$6,598	\$7,098	
11000 Operational	2600 Operation & Maintenance of Plant	53711 Other Charges	0000 No Program	001118 Christine Duncan Heritage Academy	0000 No Job Class		\$445	\$445	

11000 Operational	2600 Operation & Maintenance of Plant	54312 Maintenance & Repair - Buildings and Grounds	0000 No Program	001118 Christine Duncan Heritage Academy	0000 No Job Class	\$1,000	\$14,940	\$15,940	Page 5 of 68
11000 Operational	2600 Operation & Maintenance of Plant	54411 Electricity	0000 No Program	001118 Christine Duncan Heritage Academy	0000 No Job Class	\$48,000	\$8,209	\$56,209	
11000 Operational	2600 Operation & Maintenance of Plant	54412 Natural Gas (Buildings)	0000 No Program	001118 Christine Duncan Heritage Academy	0000 No Job Class	\$2,000	\$200	\$2,200	
11000 Operational	2600 Operation & Maintenance of Plant	54415 Water/Sewage	0000 No Program	001118 Christine Duncan Heritage Academy	0000 No Job Class	\$10,000	\$9,966	\$19,966	
11000 Operational	2600 Operation & Maintenance of Plant	54416 Communication Services	0000 No Program	001118 Christine Duncan Heritage Academy	0000 No Job Class	\$14,500	\$38,449	\$52,949	
11000 Operational	2600 Operation & Maintenance of Plant	55915 Other Contract Services	0000 No Program	001118 Christine Duncan Heritage Academy	0000 No Job Class	\$73,030	\$2,786	\$75,816	
11000 Operational	2600 Operation & Maintenance of Plant	56118 General Supplies and Materials	0000 No Program	001118 Christine Duncan Heritage Academy	0000 No Job Class	\$20,000	\$530	\$20,530	
11000 Operational	2600 Operation & Maintenance of Plant	56216 Maintenance Supplies/Parts	0000 No Program	001118 Christine Duncan Heritage Academy	0000 No Job Class	\$2,000	\$17,267	\$19,267	
11000 Operational	3100 Food Services Operations	57331 Fixed Assets (more than \$5,000)	0000 No Program	001118 Christine Duncan Heritage Academy	0000 No Job Class	\$6,069	\$2,687	\$8,756	
Sub Total							\$141,279		
Indirect Cost									
DOC. TOTAL							\$141,279		

Justification:

SEG Final unit value adjustment

Compliance with Sections 10-15-1 and 22-8-12, NMSA, 1978 Compilation:

A. The requested budget/changes were authorized at a scheduled Board of Education or Governance Council meeting open to the public on:

B. Justification for the transfer: Explanation such as "underbudgeted", "insufficient budget", or "needed to close out Project" ARE NOT ACCEPTABLE. Attach additional sheets if necessary.

ALL TRANSFER BARS MUST NET OUT TO ZERO ON THE DOC. TOTAL LINE.

Must submit backup for all BARs,
except transfers of funds for SEG or
direct grants

STATE OF NEW MEXICO
PUBLIC EDUCATION DEPARTMENT
300 Don Gaspar Santa Fe, NM 87501-2786
Budget Adjustment Request

Doc. ID: 001-118-2223-0036-T

Fund Type: Flowthrough

Adjustment Type: Transfer

Fiscal Year: 2022-2023

Entity Name: Christine Duncan Heritage Academy

Adjustment Changes Intent/Scope of Program Yes or No?: No

Contact: Sarah Estrada, Business Manager

Total Approved Budget (Flowthrough):

Phone: 5755457288

Email: sarah@k12accounting.com

FLOWTHROUGH ONLY	
Budget Period: 2022-07-01	To: 2023-06-30
A. Approved Carryover:	
B. Total Current Year Allocation:	
D. Total Funding Available:	

Fund	Function	Object	Program	Location	Job Class	Present Budget	Adj Amt Exp	Adj Budget	ADD'L FTE
24330 24330 - ARP ESSER III	1000 Instruction	52111 Educational Retirement	2000 Special Programs	001118 Christine Duncan Heritage Academy	1712 Instructional Assistants - Special Education	\$650,159	(\$201,441)	\$448,718	
24330 24330 - ARP ESSER III	2100 Support Services-Students	51100 Salaries Expense	0000 No Program	001118 Christine Duncan Heritage Academy	1214 Guidance Counselors/Social Workers		\$29,953	\$29,953	
24330 24330 - ARP ESSER III	2100 Support Services-Students	52111 Educational Retirement	0000 No Program	001118 Christine Duncan Heritage Academy	1214 Guidance Counselors/Social Workers		\$5,137	\$5,137	
24330 24330 - ARP ESSER III	2100 Support Services-Students	52112 ERA - Retiree Health	0000 No Program	001118 Christine Duncan Heritage Academy	1214 Guidance Counselors/Social Workers		\$600	\$600	
24330 24330 - ARP ESSER III	2100 Support Services-Students	52210 FICA Payments	0000 No Program	001118 Christine Duncan Heritage Academy	1214 Guidance Counselors/Social Workers		\$1,848	\$1,848	
24330 24330 - ARP ESSER III	2100 Support Services-Students	52220 Medicare Payments	0000 No Program	001118 Christine Duncan Heritage Academy	1214 Guidance Counselors/Social Workers		\$433	\$433	
24330 24330 - ARP ESSER III	2100 Support Services-Students	52311 Health and Medical Premiums	0000 No Program	001118 Christine Duncan Heritage Academy	1214 Guidance Counselors/Social Workers		\$20	\$20	
24330 24330 - ARP ESSER III	2100 Support Services-Students	52312 Life	0000 No Program	001118 Christine Duncan Heritage Academy	1214 Guidance Counselors/Social Workers		\$32	\$32	
24330 24330 - ARP ESSER III	2100 Support Services-Students	52313 Dental	0000 No Program	001118 Christine Duncan Heritage Academy	1214 Guidance Counselors/Social Workers		\$180	\$180	
24330 24330 - ARP ESSER III	2100 Support Services-Students	52314 Vision	0000 No Program	001118 Christine Duncan Heritage Academy	1214 Guidance Counselors/Social Workers		\$35	\$35	
24330 24330 - ARP ESSER III	2100 Support Services-Students	52315 Disability	0000 No Program	001118 Christine Duncan Heritage Academy	1214 Guidance Counselors/Social Workers		\$148	\$148	

24330 24330 - ARP ESSER III	2100 Support Services-Students	52500 Unemployment Compensation	0000 No Program	001118 Christine Duncan Heritage Academy	1214 Guidance Counselors/Social Workers		\$90		Page 7 of 68
24330 24330 - ARP ESSER III	2100 Support Services-Students	53330 Professional Development	0000 No Program	001118 Christine Duncan Heritage Academy	0000 No Job Class		\$4,000	\$4,000	
24330 24330 - ARP ESSER III	2100 Support Services-Students	53414 Other Services	0000 No Program	001118 Christine Duncan Heritage Academy	0000 No Job Class		\$79,200	\$79,200	
24330 24330 - ARP ESSER III	2100 Support Services-Students	56119 Supply Assets (\$5,000 or less).	0000 No Program	001118 Christine Duncan Heritage Academy	0000 No Job Class		\$39,700	\$39,700	
24330 24330 - ARP ESSER III	2600 Operation & Maintenance of Plant	51100 Salaries Expense	0000 No Program	001118 Christine Duncan Heritage Academy	1615 Custodial		\$18,376	\$18,376	
24330 24330 - ARP ESSER III	2600 Operation & Maintenance of Plant	51300 Additional Compensation	0000 No Program	001118 Christine Duncan Heritage Academy	1615 Custodial		\$558	\$558	
24330 24330 - ARP ESSER III	2600 Operation & Maintenance of Plant	52111 Educational Retirement	0000 No Program	001118 Christine Duncan Heritage Academy	1615 Custodial		\$2,036	\$2,036	
24330 24330 - ARP ESSER III	2600 Operation & Maintenance of Plant	52112 ERA - Retiree Health	0000 No Program	001118 Christine Duncan Heritage Academy	1615 Custodial		\$238	\$238	
24330 24330 - ARP ESSER III	2600 Operation & Maintenance of Plant	52210 FICA Payments	0000 No Program	001118 Christine Duncan Heritage Academy	1615 Custodial		\$736	\$736	
24330 24330 - ARP ESSER III	2600 Operation & Maintenance of Plant	52220 Medicare Payments	0000 No Program	001118 Christine Duncan Heritage Academy	1615 Custodial		\$173	\$173	
24330 24330 - ARP ESSER III	2600 Operation & Maintenance of Plant	52312 Life	0000 No Program	001118 Christine Duncan Heritage Academy	1615 Custodial		\$40	\$40	
24330 24330 - ARP ESSER III	2600 Operation & Maintenance of Plant	52500 Unemployment Compensation	0000 No Program	001118 Christine Duncan Heritage Academy	1615 Custodial		\$40	\$40	
24330 24330 - ARP ESSER III	2600 Operation & Maintenance of Plant	52720 Workers Compensation Employer's Fee	0000 No Program	001118 Christine Duncan Heritage Academy	1615 Custodial		\$5	\$5	
24330 24330 - ARP ESSER III	2600 Operation & Maintenance of Plant	55915 Other Contract Services	0000 No Program	001118 Christine Duncan Heritage Academy	0000 No Job Class		\$17,863	\$17,863	
Sub Total							\$0		
Indirect Cost									
DOC. TOTAL							\$0		

Justification:

To transfer budget to 2XXX function

Compliance with Sections 10-15-1 and 22-8-12, NMSA, 1978 Compilation:

A. The requested budget/changes were authorized at a scheduled Board of Education or Governance Council meeting open to the public on:

B. Justification for the transfer: Explanation such as "underbudgeted", "insufficient budget", or "needed to close out Project" ARE NOT ACCEPTABLE. Attach additional sheets if necessary.

ALL TRANSFER BARS MUST NET OUT TO ZERO ON THE DOC. TOTAL LINE.

Must submit backup for all BARs,
except transfers of funds for SEG or
direct grants

STATE OF NEW MEXICO
PUBLIC EDUCATION DEPARTMENT
300 Don Gaspar Santa Fe, NM 87501-2786
Budget Adjustment Request

Doc. ID: 001-118-2223-0037-M

Fund Type: Flowthrough

Adjustment Type: Maintenance

Fiscal Year: 2022-2023

Entity Name: Christine Duncan Heritage Academy

Adjustment Changes Intent/Scope of Program Yes or No?: No

Contact: Sarah Estrada, Business Manager

Total Approved Budget (Flowthrough):

Phone: 5755457288

Email: sarah@k12accounting.com

FLOWTHROUGH ONLY	
Budget Period: 07/01/2022	To: 06/30/2023
A. Approved Carryover:	
B. Total Current Year Allocation:	
D. Total Funding Available:	

Fund	Function	Object	Program	Location	Job Class	Present Budget	Adj Amt Exp	Adj Budget	ADD'L FTE
24330 24330 - ARP ESSER III	1000 Instruction	52111 Educational Retirement	2000 Special Programs	001118 Christine Duncan Heritage Academy	1712 Instructional Assistants - Special Education	\$650,159	(\$50,329)	\$599,830	
24330 24330 - ARP ESSER III	1000 Instruction	52112 ERA - Retiree Health	2000 Special Programs	001118 Christine Duncan Heritage Academy	1712 Instructional Assistants - Special Education	\$111,324	(\$237)	\$111,087	
24330 24330 - ARP ESSER III	1000 Instruction	52210 FICA Payments	2000 Special Programs	001118 Christine Duncan Heritage Academy	1712 Instructional Assistants - Special Education	\$14,117	(\$707)	\$13,410	
24330 24330 - ARP ESSER III	1000 Instruction	52220 Medicare Payments	2000 Special Programs	001118 Christine Duncan Heritage Academy	1712 Instructional Assistants - Special Education	\$40,384	(\$40,115)	\$269	
24330 24330 - ARP ESSER III	1000 Instruction	52312 Life	1010 Regular Education (PreK-12) Programs	001118 Christine Duncan Heritage Academy	1411 Teachers-Grades 1-12	\$9,441	(\$9,381)	\$60	
24330 24330 - ARP ESSER III	1000 Instruction	52313 Dental	1010 Regular Education (PreK-12) Programs	001118 Christine Duncan Heritage Academy	1411 Teachers-Grades 1-12	\$120,181	(\$120,001)	\$180	
24330 24330 - ARP ESSER III	1000 Instruction	52500 Unemployment Compensation	2000 Special Programs	001118 Christine Duncan Heritage Academy	1712 Instructional Assistants - Special Education	\$663	(\$39)	\$624	
24330 24330 - ARP ESSER III	1000 Instruction	52720 Workers Compensation Employer's Fee	1010 Regular Education (PreK-12) Programs	001118 Christine Duncan Heritage Academy	1411 Teachers-Grades 1-12	\$503	(\$7)	\$496	
24330 24330 - ARP ESSER III	1000 Instruction	51100 Salaries Expense	1010 Regular Education (PreK-12) Programs	001118 Christine Duncan Heritage Academy	1411 Teachers-Grades 1-12		\$74,328	\$74,328	
24330 24330 - ARP ESSER III	1000 Instruction	51100 Salaries Expense	1010 Regular Education (PreK-12) Programs	001118 Christine Duncan Heritage Academy	1413 Teachers-Early Childhood Ed		\$20,674	\$20,674	
24330 24330 - ARP ESSER III	1000 Instruction	51100 Salaries Expense	2000 Special Programs	001118 Christine Duncan Heritage Academy	1712 Instructional Assistants - Special Education		\$18,555	\$18,555	

24330 24330 - ARP ESSER III	1000 Instruction	51200 Overtime Expense	2000 Special Programs	001118 Christine Duncan Heritage Academy	1712 Instructional Assistants - Special Education		\$33	\$33	Page 10 of 68
24330 24330 - ARP ESSER III	1000 Instruction	51300 Additional Compensation	1010 Regular Education (PreK-12) Programs	001118 Christine Duncan Heritage Academy	1411 Teachers-Grades 1-12		\$1,036	\$1,036	
24330 24330 - ARP ESSER III	1000 Instruction	51300 Additional Compensation	2000 Special Programs	001118 Christine Duncan Heritage Academy	1712 Instructional Assistants - Special Education		\$14	\$14	
24330 24330 - ARP ESSER III	1000 Instruction	52111 Educational Retirement	1010 Regular Education (PreK-12) Programs	001118 Christine Duncan Heritage Academy	1411 Teachers-Grades 1-12		\$12,925	\$12,925	
24330 24330 - ARP ESSER III	1000 Instruction	52112 ERA - Retiree Health	1010 Regular Education (PreK-12) Programs	001118 Christine Duncan Heritage Academy	1411 Teachers-Grades 1-12	\$1,271	\$237	\$1,508	
24330 24330 - ARP ESSER III	1000 Instruction	52210 FICA Payments	1010 Regular Education (PreK-12) Programs	001118 Christine Duncan Heritage Academy	1411 Teachers-Grades 1-12	\$3,748	\$707	\$4,455	
24330 24330 - ARP ESSER III	1000 Instruction	52220 Medicare Payments	1010 Regular Education (PreK-12) Programs	001118 Christine Duncan Heritage Academy	1411 Teachers-Grades 1-12	\$877	\$165	\$1,042	
24330 24330 - ARP ESSER III	1000 Instruction	52311 Health and Medical Premiums	2000 Special Programs	001118 Christine Duncan Heritage Academy	1712 Instructional Assistants - Special Education		\$2,238	\$2,238	
24330 24330 - ARP ESSER III	1000 Instruction	52312 Life	2000 Special Programs	001118 Christine Duncan Heritage Academy	1712 Instructional Assistants - Special Education	\$53	\$3	\$56	
24330 24330 - ARP ESSER III	1000 Instruction	52500 Unemployment Compensation	1010 Regular Education (PreK-12) Programs	001118 Christine Duncan Heritage Academy	1411 Teachers-Grades 1-12	\$156	\$39	\$195	
24330 24330 - ARP ESSER III	1000 Instruction	52720 Workers Compensation Employer's Fee	2000 Special Programs	001118 Christine Duncan Heritage Academy	1712 Instructional Assistants - Special Education		\$7	\$7	
24330 24330 - ARP ESSER III	1000 Instruction	53330 Professional Development	1010 Regular Education (PreK-12) Programs	001118 Christine Duncan Heritage Academy	0000 No Job Class		\$13,038	\$13,038	
24330 24330 - ARP ESSER III	1000 Instruction	55819 Employee Travel - Teachers	1010 Regular Education (PreK-12) Programs	001118 Christine Duncan Heritage Academy	0000 No Job Class		\$245	\$245	
24330 24330 - ARP ESSER III	1000 Instruction	55915 Other Contract Services	1010 Regular Education (PreK-12) Programs	001118 Christine Duncan Heritage Academy	0000 No Job Class	\$19,164	\$40,836	\$60,000	
24330 24330 - ARP ESSER III	1000 Instruction	56113 Software	1010 Regular Education (PreK-12) Programs	001118 Christine Duncan Heritage Academy	0000 No Job Class	\$1,135	\$32,955	\$34,090	
24330 24330 - ARP ESSER III	1000 Instruction	56118 General Supplies and Materials	1010 Regular Education (PreK-12) Programs	001118 Christine Duncan Heritage Academy	0000 No Job Class		\$1,407	\$1,407	

24330 24330 - ARP ESSER III	1000 Instruction	56119 Supply Assets (\$5,000 or less).	1010 Regular Education (PreK-12) Programs	001118 Christine Duncan Heritage Academy	0000 No Job Class		\$1,374	\$1,374	11 of 68
							Sub Total	\$0	
							Indirect Cost		
							DOC. TOTAL	\$0	

Justification:

Maintenance

Compliance with Sections 10-15-1 and 22-8-12, NMSA, 1978 Compilation:

A. The requested budget/changes were authorized at a scheduled Board of Education or Governance Council meeting open to the public on:

B. Justification for the transfer: Explanation such as "underbudgeted", "insufficient budget", or "needed to close out Project" ARE NOT ACCEPTABLE. Attach additional sheets if necessary.

ALL TRANSFER BARS MUST NET OUT TO ZERO ON THE DOC. TOTAL LINE.

Must submit backup for all BARs, except transfers of funds for SEG or direct grants

**STATE OF NEW MEXICO
PUBLIC EDUCATION DEPARTMENT
300 Don Gaspar Santa Fe, NM 87501-2786
Budget Adjustment Request**

Doc. ID: 001-118-2223-0038-M

Fund Type: Direct Grant

Adjustment Type: Maintenance

Fiscal Year: 2022-2023

Entity Name: Christine Duncan Heritage Academy

Adjustment Changes Intent/Scope of Program Yes or No?: No

Contact: Sarah Estrada, Business Manager

Total Approved Budget (Flowthrough):

Phone: 5755457288

Email: sarah@k12accounting.com

FLOWTHROUGH ONLY	
Budget Period: 2022-07-01	To: 2023-06-30
A. Approved Carryover:	
B. Total Current Year Allocation:	
D. Total Funding Available:	

Fund	Function	Object	Program	Location	Job Class	Present Budget	Adj Amt Exp	Adj Budget	ADD'L FTE
25205 GEAR UP NM State Initiatives	1000 Instruction	51300 Additional Compensation	1010 Regular Education (PreK-12) Programs	001118 Christine Duncan Heritage Academy	1411 Teachers-Grades 1-12	\$2,700	(\$2,700)		
25205 GEAR UP NM State Initiatives	1000 Instruction	52111 Educational Retirement	1010 Regular Education (PreK-12) Programs	001118 Christine Duncan Heritage Academy	1411 Teachers-Grades 1-12	\$2,665	(\$158)	\$2,507	
25205 GEAR UP NM State Initiatives	1000 Instruction	52112 ERA - Retiree Health	1010 Regular Education (PreK-12) Programs	001118 Christine Duncan Heritage Academy	1411 Teachers-Grades 1-12	\$311	(\$3)	\$308	
25205 GEAR UP NM State Initiatives	1000 Instruction	52210 FICA Payments	1010 Regular Education (PreK-12) Programs	001118 Christine Duncan Heritage Academy	1411 Teachers-Grades 1-12	\$963	(\$10)	\$953	
25205 GEAR UP NM State Initiatives	1000 Instruction	52220 Medicare Payments	1010 Regular Education (PreK-12) Programs	001118 Christine Duncan Heritage Academy	1411 Teachers-Grades 1-12	\$225	(\$3)	\$222	
25205 GEAR UP NM State Initiatives	1000 Instruction	55813 Employee Travel - Non-Teachers	1010 Regular Education (PreK-12) Programs	001118 Christine Duncan Heritage Academy	0000 No Job Class	\$5,252	(\$5,252)		
25205 GEAR UP NM State Initiatives	1000 Instruction	55915 Other Contract Services	1010 Regular Education (PreK-12) Programs	001118 Christine Duncan Heritage Academy	0000 No Job Class	\$12,418	(\$12,418)		
25205 GEAR UP NM State Initiatives	1000 Instruction	56118 General Supplies and Materials	1010 Regular Education (PreK-12) Programs	001118 Christine Duncan Heritage Academy	0000 No Job Class	\$10,873	(\$2,195)	\$8,678	
25205 GEAR UP NM State Initiatives	1000 Instruction	51100 Salaries Expense	1010 Regular Education (PreK-12) Programs	001118 Christine Duncan Heritage Academy	1411 Teachers-Grades 1-12	\$12,840	\$1,320	\$14,160	
25205 GEAR UP NM State Initiatives	1000 Instruction	51300 Additional Compensation	9000 Co-Curricular and Extra-Curricular Activities	001118 Christine Duncan Heritage Academy	1621 Summer School/After School		\$150	\$150	
25205 GEAR UP NM State Initiatives	1000 Instruction	52111 Educational Retirement	9000 Co-Curricular and Extra-Curricular Activities	001118 Christine Duncan Heritage Academy	1621 Summer School/After School		\$26	\$26	

25205 GEAR UP NM State Initiatives	1000 Instruction	52112 ERA - Retiree Health	9000 Co- Curricular and Extra-Curricular Activities	001118 Christine Duncan Heritage Academy	1621 Summer School/After School		\$3	Page 13 of 68
25205 GEAR UP NM State Initiatives	1000 Instruction	52210 FICA Payments	9000 Co- Curricular and Extra-Curricular Activities	001118 Christine Duncan Heritage Academy	1621 Summer School/After School		\$10	\$10
25205 GEAR UP NM State Initiatives	1000 Instruction	52220 Medicare Payments	9000 Co- Curricular and Extra-Curricular Activities	001118 Christine Duncan Heritage Academy	1621 Summer School/After School		\$3	\$3
25205 GEAR UP NM State Initiatives	1000 Instruction	52311 Health and Medical Premiums	1010 Regular Education (PreK-12) Programs	001118 Christine Duncan Heritage Academy	1411 Teachers- Grades 1-12	\$1,275	\$959	\$2,234
25205 GEAR UP NM State Initiatives	1000 Instruction	52312 Life	1010 Regular Education (PreK-12) Programs	001118 Christine Duncan Heritage Academy	1411 Teachers- Grades 1-12		\$13	\$13
25205 GEAR UP NM State Initiatives	1000 Instruction	52313 Dental	1010 Regular Education (PreK-12) Programs	001118 Christine Duncan Heritage Academy	1411 Teachers- Grades 1-12		\$79	\$79
25205 GEAR UP NM State Initiatives	1000 Instruction	52314 Vision	1010 Regular Education (PreK-12) Programs	001118 Christine Duncan Heritage Academy	1411 Teachers- Grades 1-12		\$16	\$16
25205 GEAR UP NM State Initiatives	1000 Instruction	52315 Disability	1010 Regular Education (PreK-12) Programs	001118 Christine Duncan Heritage Academy	1411 Teachers- Grades 1-12		\$47	\$47
25205 GEAR UP NM State Initiatives	1000 Instruction	52500 Unemployment Compensation	1010 Regular Education (PreK-12) Programs	001118 Christine Duncan Heritage Academy	1411 Teachers- Grades 1-12		\$14	\$14
25205 GEAR UP NM State Initiatives	1000 Instruction	52500 Unemployment Compensation	9000 Co- Curricular and Extra-Curricular Activities	001118 Christine Duncan Heritage Academy	1621 Summer School/After School		\$1	\$1
25205 GEAR UP NM State Initiatives	1000 Instruction	52710 Workers Compensation Premium	1010 Regular Education (PreK-12) Programs	001118 Christine Duncan Heritage Academy	1411 Teachers- Grades 1-12		\$253	\$253
25205 GEAR UP NM State Initiatives	1000 Instruction	52720 Workers Compensation Employer's Fee	1010 Regular Education (PreK-12) Programs	001118 Christine Duncan Heritage Academy	1411 Teachers- Grades 1-12		\$2	\$2
25205 GEAR UP NM State Initiatives	1000 Instruction	53330 Professional Development	1010 Regular Education (PreK-12) Programs	001118 Christine Duncan Heritage Academy	0000 No Job Class		\$8,420	\$8,420
25205 GEAR UP NM State Initiatives	1000 Instruction	53711 Other Charges	1010 Regular Education (PreK-12) Programs	001118 Christine Duncan Heritage Academy	0000 No Job Class		\$1,988	\$1,988
25205 GEAR UP NM State Initiatives	1000 Instruction	55819 Employee Travel - Teachers	1010 Regular Education (PreK-12) Programs	001118 Christine Duncan Heritage Academy	0000 No Job Class		\$1,424	\$1,424
25205 GEAR UP NM State Initiatives	1000 Instruction	56112 Other Instructional Materials	1010 Regular Education (PreK-12) Programs	001118 Christine Duncan Heritage Academy	0000 No Job Class		\$1,298	\$1,298

25205 GEAR UP NM State Initiatives	1000 Instruction	56113 Software	1010 Regular Education (PreK-12) Programs	001118 Christine Duncan Heritage Academy	0000 No Job Class		\$4,518	\$4,518	14 of 68
25205 GEAR UP NM State Initiatives	1000 Instruction	56119 Supply Assets (\$5,000 or less).	1010 Regular Education (PreK-12) Programs	001118 Christine Duncan Heritage Academy	0000 No Job Class		\$2,195	\$2,195	
						Sub Total	\$0		
						Indirect Cost			
						DOC. TOTAL	\$0		

Justification:

Maintenance

Compliance with Sections 10-15-1 and 22-8-12, NMSA, 1978 Compilation:

A. The requested budget/changes were authorized at a scheduled Board of Education or Governance Council meeting open to the public on:

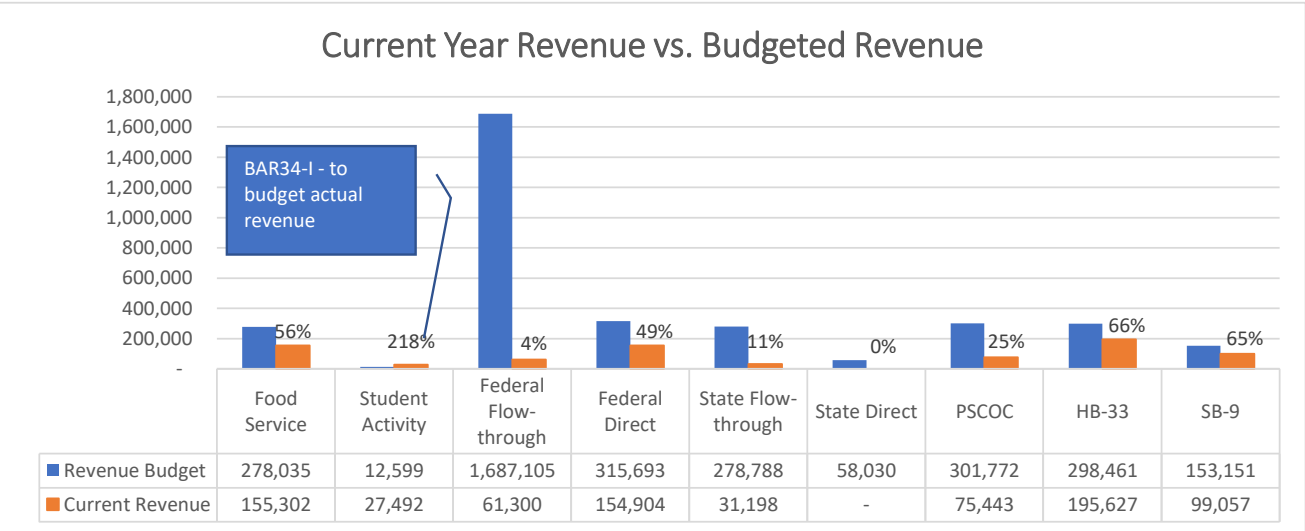
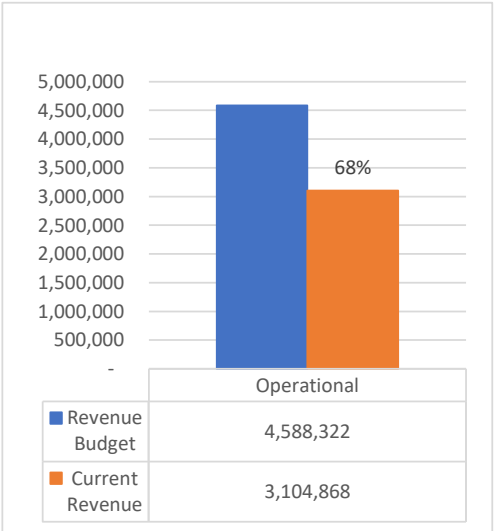
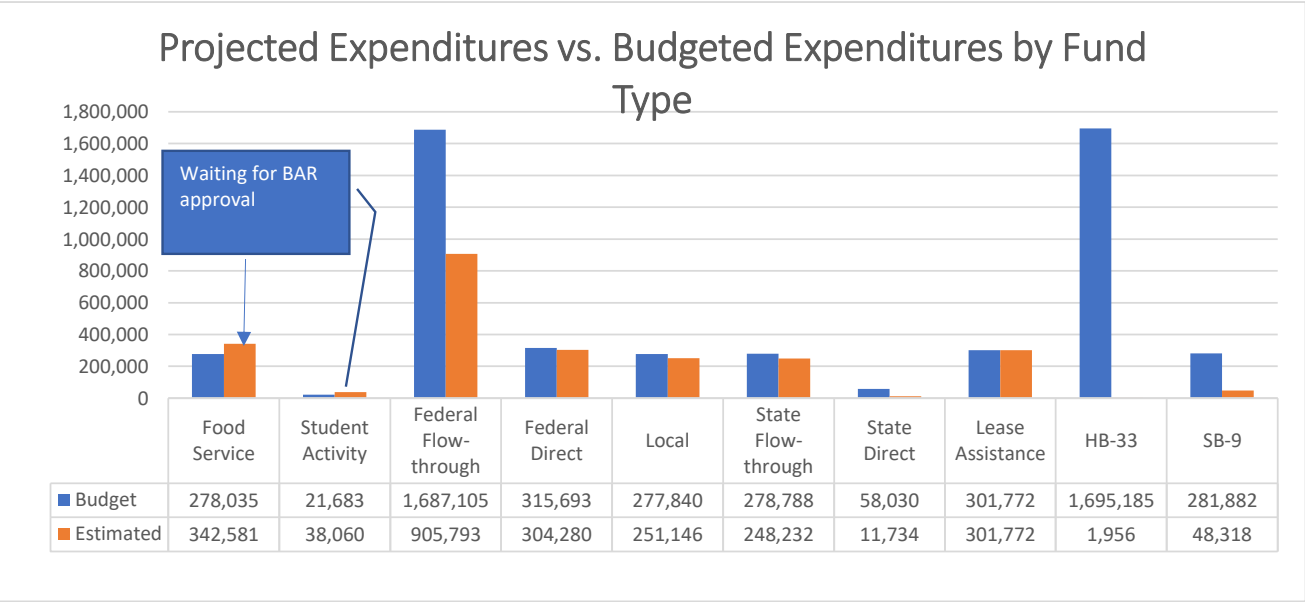
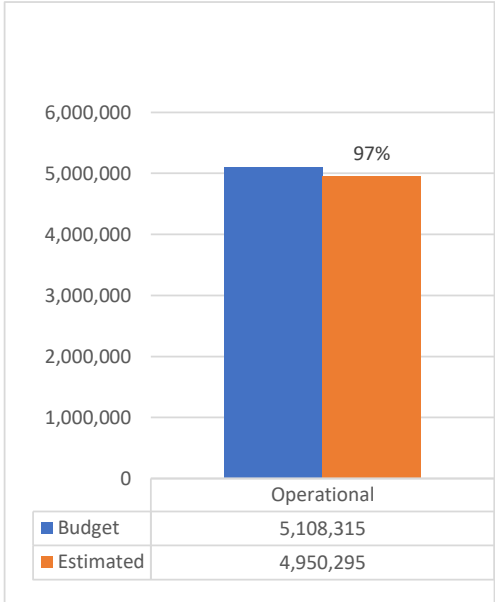
B. Justification for the transfer: Explanation such as "underbudgeted", "insufficient budget", or "needed to close out Project" ARE NOT ACCEPTABLE. Attach additional sheets if necessary.

ALL TRANSFER BARS MUST NET OUT TO ZERO ON THE DOC. TOTAL LINE.

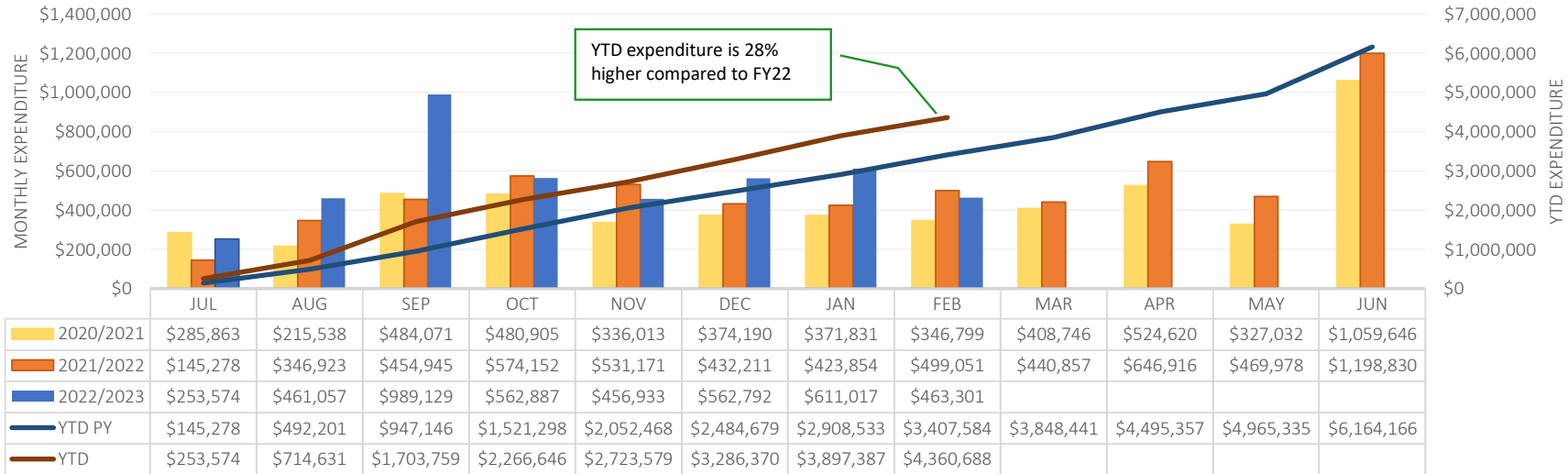
Christine Duncan Heritage Academy

Expenditure Analytical Review

February 28, 2023

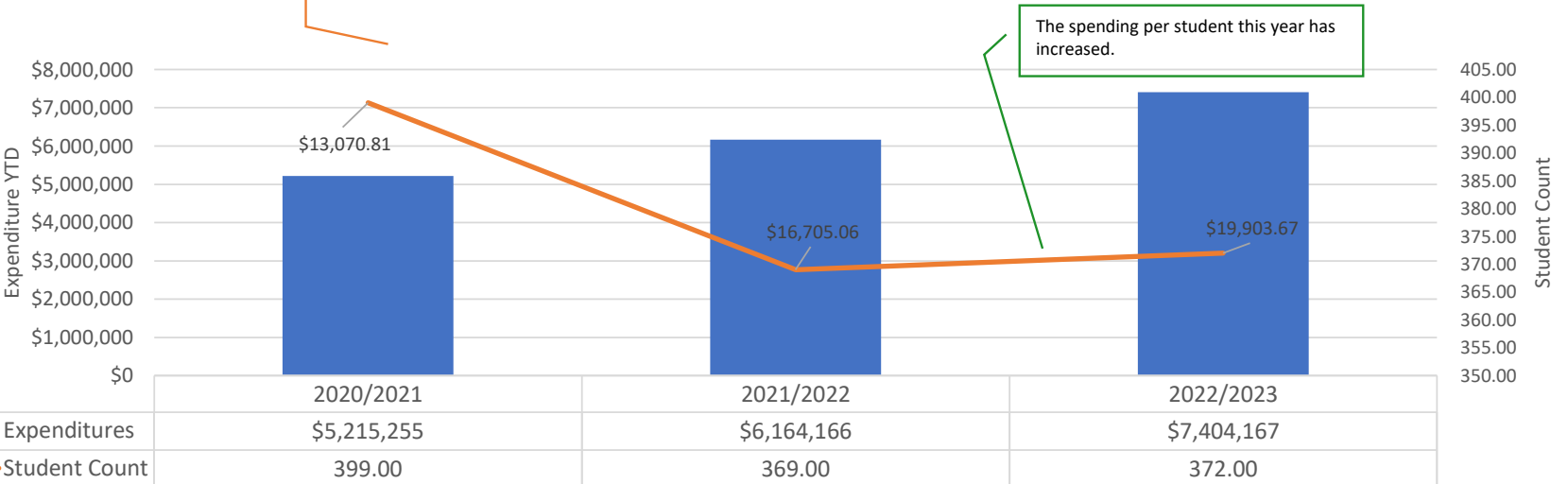


Yearly Expenditure Comparison by Month All Funds

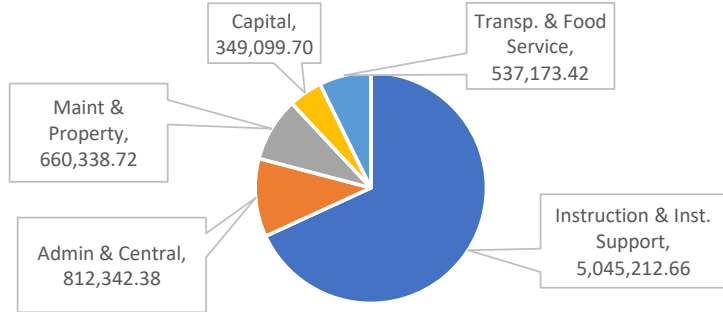


Note: amount per year indicates Spending Per Student

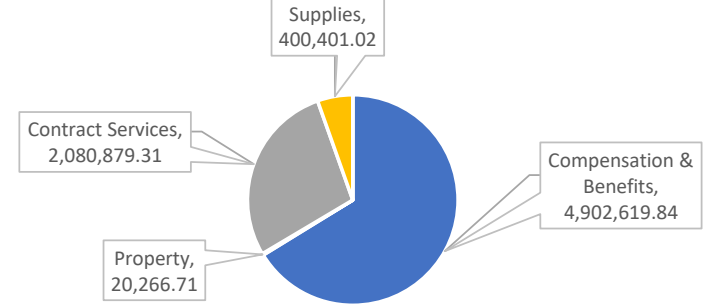
Spending Per Student All Funds



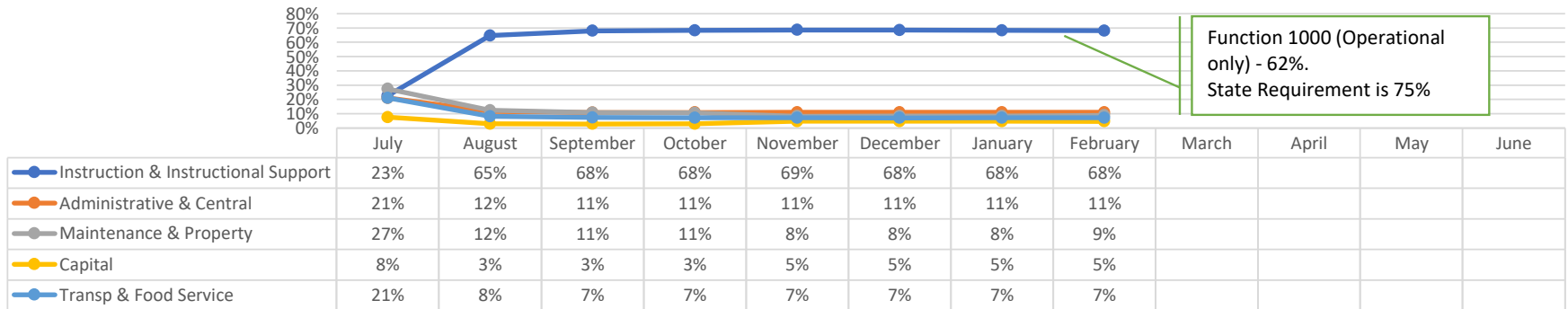
Estimated Expenditures by Function - All Funds as of January



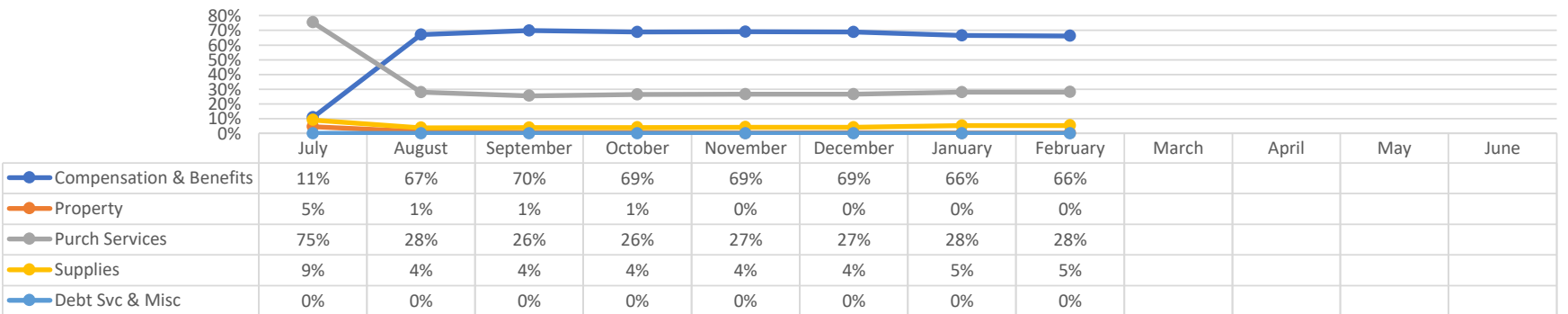
Estimated Expenditures by Object - All Funds as of January



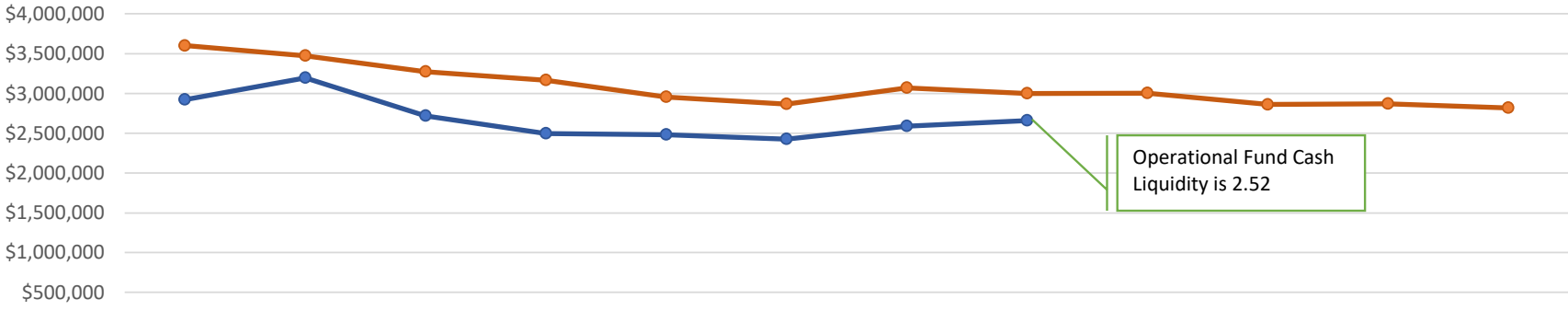
Function Code Change in Percentage by Month (All Funds - Exp & Encumbrance)



Object Code Change in Percentage by Month (All Funds - Exp & Encumbrance)



Monthly Cash Balance All Funds



	JUL	AUG	SEP	OCT	NOV	DEC	JAN	FEB	MAR	APR	MAY	JUN
FY2022	\$3,600,615	\$3,473,485	\$3,272,915	\$3,166,231	\$2,955,237	\$2,866,281	\$3,071,877	\$3,000,215	\$3,004,913	\$2,861,424	\$2,869,407	\$2,818,714
FY2023	\$2,923,292	\$3,195,998	\$2,720,688	\$2,496,374	\$2,483,707	\$2,426,303	\$2,588,996	\$2,658,813				

**CHRISTINE DUNCAN HERITAGE SCHOOL
FINANCIAL SUMMARY
28-Feb-23**

Source	Beginning Fund			Net Dec/Inc	Fund Balance	Liabilities	Cash Balance
	Balance	Revenue	Expenditure				
11000 - Operational Fund	\$ 802,721.67	\$ 3,104,867.95	\$ 2,985,733.98	\$ 119,133.97	\$ 921,855.64	\$ 86,891.82	\$ 1,008,747.46
14000 - Inst. Materials Fund	\$ 98.37	\$ -	\$ -	\$ -	\$ 98.37	\$ -	\$ 98.37
21000 - Food Services Fund	\$ 96,609.03	\$ 180,562.06	\$ 303,988.83	\$ (123,426.77)	\$ (26,817.74)	\$ 744.69	\$ (26,073.05)
23000 - Non-Instruct. Fund	\$ 1,353.68	\$ 15,544.64	\$ 8,651.63	\$ 6,893.01	\$ 8,246.69	\$ -	\$ 8,246.69
23000 - Athletic	\$ 1,678.94	\$ 4,412.00	\$ 2,010.31	\$ 2,401.69	\$ 4,080.63	\$ -	\$ 4,080.63
23000 - Prek Classroom	\$ (1,397.55)	\$ -	\$ -	\$ -	\$ (1,397.55)	\$ -	\$ (1,397.55)
23000 - Chess Club	\$ 39.71	\$ -	\$ -	\$ -	\$ 39.71	\$ -	\$ 39.71
23000 - Student Council	\$ 706.08	\$ -	\$ 354.00	\$ (354.00)	\$ 352.08	\$ -	\$ 352.08
23000 - Yearbook	\$ 2,129.50	\$ -	\$ -	\$ -	\$ 2,129.50	\$ -	\$ 2,129.50
23000 - Cheer	\$ 140.02	\$ -	\$ -	\$ -	\$ 140.02	\$ -	\$ 140.02
23000 - Sunshine Fund	\$ 577.98	\$ -	\$ -	\$ -	\$ 577.98	\$ -	\$ 577.98
23000 - Bilingual Seal	\$ 456.00	\$ -	\$ -	\$ -	\$ 456.00	\$ -	\$ 456.00
23000 - General Activities	\$ -	\$ 300.00	\$ -	\$ 300.00	\$ 300.00	\$ -	\$ 300.00
23000 - Admin Discretionary Fund	\$ 2,667.16	\$ 4,807.19	\$ 2,872.54	\$ 1,934.65	\$ 4,601.81	\$ -	\$ 4,601.81
23000 - General Activities	\$ 732.55	\$ 2,427.99	\$ 13,941.00	\$ (11,513.01)	\$ (10,780.46)	\$ -	\$ (10,780.46)
24101 - Title I	\$ (117,711.52)	\$ 145,540.92	\$ 85,871.32	\$ 59,669.60	\$ (58,041.92)	\$ 3,264.62	\$ (54,777.30)
24106 - IDEA-B	\$ (6,520.23)	\$ 37,514.00	\$ 35,239.57	\$ 2,274.43	\$ (4,245.80)	\$ 806.70	\$ (3,439.10)
24118 - Fresh Fruit and Vegetables	\$ (7,267.21)	\$ -	\$ -	\$ -	\$ (7,267.21)	\$ -	\$ (7,267.21)
24125 - Title I Family Literacy IASA	\$ -	\$ -	\$ -	\$ -	\$ -	\$ -	\$ -
24153 - English Language Acquisition	\$ (1,782.00)	\$ -	\$ 1,279.68	\$ (1,279.68)	\$ (3,061.68)	\$ -	\$ (3,061.68)
24154 - Title II	\$ (20,748.97)	\$ 20,748.97	\$ 8,568.63	\$ 12,180.34	\$ (8,568.63)	\$ 0.23	\$ (8,568.40)
24308 - CRRSA	\$ (61,863.88)	\$ 64,340.30	\$ 151,263.04	\$ (86,922.74)	\$ (148,786.62)	\$ 8,050.98	\$ (140,735.64)
24330 - ARP ESSER III	\$ -	\$ -	\$ 180,931.74	\$ (180,931.74)	\$ (180,931.74)	\$ 4,225.91	\$ (176,705.83)
25153 - Title XIX	\$ 58,379.69	\$ 13,607.67	\$ 6,819.33	\$ 6,788.34	\$ 65,168.03	\$ 0.01	\$ 65,168.04
25171 - Child and Adult Food Program	\$ 34,766.76	\$ 123,578.20	\$ 49,129.13	\$ 74,449.07	\$ 109,215.83	\$ 245.40	\$ 109,461.23
25205 - GEAR UP	\$ (44,443.15)	\$ 45,769.70	\$ 22,109.44	\$ 23,660.26	\$ (20,782.89)	\$ 761.10	\$ (20,021.79)
26107 - REC/District Fiscal Agent	\$ -	\$ -	\$ 142,383.09	\$ (142,383.09)	\$ (142,383.09)	\$ 5,543.88	\$ (136,839.21)
26177 - Elementary & Middle School Initi	\$ (684.34)	\$ -	\$ -	\$ -	\$ (684.34)	\$ -	\$ (684.34)
27109 - Instructional Materials Special A	\$ 3,500.58	\$ -	\$ -	\$ -	\$ 3,500.58	\$ -	\$ 3,500.58
27149 - PreK Initiative	\$ (219,776.86)	\$ 250,975.03	\$ 145,074.25	\$ 105,900.78	\$ (113,876.08)	\$ 4,858.88	\$ (109,017.20)
27183 - NM Grown FVV	\$ (1,755.00)	\$ 1,755.00	\$ -	\$ 1,755.00	\$ -	\$ -	\$ -
28211 - NM Schools Covid Testing	\$ (58,300.00)	\$ -	\$ 11,733.67	\$ (11,733.67)	\$ (70,033.67)	\$ -	\$ (70,033.67)
31200 - Lease Assistance	\$ (74,604.25)	\$ 150,047.25	\$ 176,033.68	\$ (25,986.43)	\$ (100,590.68)	\$ -	\$ (100,590.68)
31600 - HB-33	\$ 1,417,996.77	\$ 195,627.48	\$ 1,956.26	\$ 193,671.22	\$ 1,611,667.99	\$ -	\$ 1,611,667.99
31700 - SB-9 State Match	\$ (20,350.00)	\$ -	\$ -	\$ -	\$ (20,350.00)	\$ -	\$ (20,350.00)
31701 - SB-9 Local	\$ 656,719.07	\$ 99,057.19	\$ 2,907.08	\$ 96,150.11	\$ 752,869.18	\$ -	\$ 752,869.18
31703 - SB-9 Cash	\$ 0.92	\$ -	\$ 21,835.65	\$ (21,835.65)	\$ (21,834.73)	\$ -	\$ (21,834.73)
TOTAL	\$2,444,069.52	\$4,461,483.54	\$4,360,687.85	\$100,795.69	\$2,544,865.21	\$115,394.22	\$2,660,259.43

Bank Statement Ending Balance	2,684,246.14
Uncleared Payments	25,433.59
Uncleared Deposits	-
Other Receivables (FY21 941 overpayment)	1,446.88
Revised System Cash Balance	<u>2,660,259.43</u>
Difference	\$0.00

Checks Dated 02/01/2023 through 02/28/2023

Check Number	Check Date	Pay to the Order of	Check Amount
14068	02/03/2023	Benjamin Rogers	629.64 *
	Cancelled on 02/21/2023		
14074	02/08/2023	Cynthia Toledo	259.00
14075	02/08/2023	Dual Language of NM	870.00
14076	02/08/2023	Metropolitan Life Insurance	50.00
14077	02/08/2023	Pre-Paid Legal Services, Inc.	230.35
14083	02/15/2023	Amaro's Carpet Cleaning	361.38
14084	02/15/2023	Association of Charter School Education Services	14,546.25
14085	02/15/2023	Bilingual Multicultural Services Inc	2,451.31
14086	02/15/2023	Crystal Springs	461.25
14087	02/15/2023	De Lage Landen Financial Services Inc	987.48
14088	02/15/2023	DMH Law, LLC	2,693.75
14089	02/15/2023	Ephesus Office Technologies	321.10
14090	02/15/2023	Marcia Lee Unnever, Kids Focus	935.00
14091	02/15/2023	MidSchoolMath, LLC	790.00
14092	02/15/2023	Moss Adams LLP	3,791.40
14093	02/15/2023	Pacific OneSource Inc.	39,700.00
14094	02/15/2023	Pitney Bowes Purchase Power	164.62
14095	02/15/2023	Quill Corporation	1,336.89
14096	02/15/2023	School Nurse Supply, Inc.	1,394.94
14097	02/15/2023	Superior Energy LLC	1,988.00
14098	02/15/2023	T-Mobile USA Inc	371.44
14099	02/15/2023	Verizon Wireless	185.76
14100	02/15/2023	World's Finest Chocolates Inc	10,500.00
14102	02/24/2023	ABCWUA	1,499.48
14103	02/24/2023	Alpine Protection LLC	308.93
14104	02/24/2023	Amaro's Carpet Cleaning	280.48
14105	02/24/2023	Angel Hernandez	44.00
14106	02/24/2023	Benjamin Rogers	44.00
14107	02/24/2023	Brady Industries, LLC	95.82
14108	02/24/2023	Comcast	134.39
14109	02/24/2023	Crystal Springs	92.50
14110	02/24/2023	Ephesus Office Technologies	699.30
14111	02/24/2023	Fiber Platform, LLC	87.03
14112	02/24/2023	Jeanett Jimenez	2,240.26
14113	02/24/2023	NM Gas Company	933.29
14114	02/24/2023	Nuria Ortiz	535.00
14115	02/24/2023	Orkin Pest Control	127.15
14116	02/24/2023	PNM	4,553.03
14117	02/24/2023	Rising Sun Technologies	4,746.00
14118	02/24/2023	Superior Press	2,204.00
14119	02/24/2023	Teacher Created Materials	1,279.68
VCH-00000223	02/07/2023	American Family Life	655.44
VCH-00000224	02/07/2023	NM Educational RetirementBoard	72,557.03
VCH-00000225	02/07/2023	NM RHC	7,853.00
VCH-00000226	02/07/2023	NM Taxation/Revenue Department	7,264.29
VCH-00000227	02/03/2023	NMPSIA	23,964.06
Total Number of Checks			46
			217,217.72

The preceding Checks have been issued in accordance with the District's Policy and authorization of the Board of Trustees. It is recommended that the preceding Checks be approved.



Page 1 of 2

Checks Dated 02/01/2023 through 02/28/2023

Check Number	Check Date	Pay to the Order of	Check Amount
--------------	------------	---------------------	--------------

	Count	Amount
Cancel	1	629.64
Net Issue		<u>216,588.08</u>

Fund Recap

Fund	Description	Check Count	Expensed Amount
11000	Operational Fund	34	130,413.43
21000	Food Services Fund	7	2,022.10
23102	General Activities	1	10,500.00
24101	Title I - IASA	4	3,157.36
24106	IDEA-B Entitlement	4	620.68
24153	English Language Acquisition	1	1,279.68
24154	Teach./Princp. Train & Recruit	2	3,110.26
24308	CRRSA, ESSER II	10	9,792.53
24330	ESSER III	5	43,777.44
25171	Child & Adult Food Program	4	324.67
25205	Gear Up New Mexico Initiative	6	1,491.86
26107	REC/District Fiscal Agent	4	5,560.63
27149	PreK Initiative	4	4,537.44
Total Number of Checks		45	216,588.08
Less Unpaid Tax Liability			<u>.00</u>
Net (Check Amount)			<u>216,588.08</u>

The preceding Checks have been issued in accordance with the District's Policy and authorization of the Board of Trustees. It is recommended that the preceding Checks be approved.



Bank Account 130MAIN - Wells Fargo Checking

Payment Id	Comment								
Check # 14074	24308	02/08/2023	Check Amt	259.00	Status	Printed	Cynthia Toledo (010142/1)		
43226216			Subscription				24308- 2100- 53330- 0000- 001118- 0000- 00000		139.00
SC634843			Subscription				24308- 2100- 53711- 0000- 001118- 0000- 00000		120.00
Check # 14075	24154	02/08/2023	Check Amt	870.00	Status	Printed	Dual Language of NM (000039/1)		
112229353210			La Cosecha				24154- 1000- 53330- 1010- 001118- 0000- 00000		870.00
Check # 14076	11000	02/08/2023	Check Amt	50.00	Status	Printed	Metropolitan Life Insurance (901002/1)		
20230106-REG			Metropolitan Life Insurance (901002/1) 01/06/2023 (REG)				11000- - 23147- - - -		25.00
20230120-REG			Metropolitan Life Insurance (901002/1) 01/20/2023 (REG)				11000- - 23147- - - -		25.00
Check # 14077	11000	02/08/2023	Check Amt	230.35	Status	Printed	Pre-Paid Legal Services, Inc. (901000/1)		
20230106-REG			Pre-Paid Legal Services, Inc. (901000/1) 01/06/2023 (REG)				11000- - 23147- - - -		111.81
							25205- - 23147- - - -		3.39
20230120-REG			Pre-Paid Legal Services, Inc. (901000/1) 01/20/2023 (REG)				11000- - 23147- - - -		111.76
							25205- - 23147- - - -		3.39
* Break in sequence									
Check # 14083	24308	02/15/2023	Check Amt	361.38	Status	Printed	Amaro's Carpet Cleaning (010114/1)		
0302			Carpet Cleaning & Disinfecting Classrooms				24308- 2600- 55915- 0000- 001118- 0000- 00000		280.48
0307			Carpet Cleaning & Disinfecting Classrooms				11000- 2600- 55915- 0000- 001118- 0000- 00000		80.90
Check # 14084	11000	02/15/2023	Check Amt	14,546.25	Status	Printed	Association of Charter School Education Services (000635/1)		
10554			K12 Business Services				11000- 2500- 53414- 0000- 001118- 0000- 00000		14,546.25
Check # 14085	11000	02/15/2023	Check Amt	2,451.31	Status	Printed	Bilingual Multicultural Services Inc (000241/1)		
CD 2023-6			Ancillary Services				11000- 2100- 53213- 2000- 001118- 0000- 00000		2,451.31
Check # 14086	24308	02/15/2023	Check Amt	461.25	Status	Printed	Crystal Springs (010183/3)		
127230257			Water, Water bottles				24308- 2400- 56118- 0000- 001118- 0000- 00000		258.75
202230551			Water, Water bottles				24308- 2400- 56118- 0000- 001118- 0000- 00000		202.50
Check # 14087	11000	02/15/2023	Check Amt	987.48	Status	Printed	De Lage Landen Financial Services Inc (000411/2)		
78848045			Lease Rental - Copy Machine				11000- 2400- 53711- 0000- 001118- 0000- 00000		50.48
							11000- 2400- 54630- 0000- 001118- 0000- 00000		937.00
Check # 14088	11000	02/15/2023	Check Amt	2,693.75	Status	Printed	DMH Law, LLC (010219/1)		
160			Legal Services				11000- 2300- 53413- 0000- 001118- 0000- 00000		2,693.75
Check # 14089	11000	02/15/2023	Check Amt	321.10	Status	Printed	Ephesus Office Technologies (000209/1)		
AR126034			Copy Machine Maintenance				11000- 2400- 55915- 0000- 001118- 0000- 00000		321.10
Check # 14090	11000	02/15/2023	Check Amt	935.00	Status	Printed	Marcia Lee Unnever, Kids Focus (000579/2)		
20230131			Kids Focus				11000- 1000- 55915- 1010- 001118- 0000- 00000		935.00
Check # 14091	25205	02/15/2023	Check Amt	790.00	Status	Printed	MidSchoolMath, LLC (010244/1)		
MSM-13409			Gear Up Conference				25205- 1000- 53330- 1010- 001118- 0000- 00000		790.00

Selection Sorted by Check Number, Inv #, Include Address=No, (Org = 130, Source = N, Pay To = N, Payment Method = N, Starting Check Date = 2/1/2023, Ending Check Date = 2/28/2023, Summary? = N, Sort/Group 1 = , Sort/Group 2 =)



Bank Account 130MAIN - Wells Fargo Checking

Payment Id	Comment						
Check # 14092	11000	02/15/2023	Check Amt	3,791.40	Status	Printed	Moss Adams LLP (901011/3)
102389555		Auditing					11000- 2300- 53411- 0000- 001118- 0000- 00000 3,791.40
Check # 14093	24330	02/15/2023	Check Amt	39,700.00	Status	Printed	Pacific OneSource Inc. (010217/2)
INV-0008629		Computers					24330- 2100- 56119- 0000- 001118- 0000- 00000 39,700.00
Check # 14094	11000	02/15/2023	Check Amt	164.62	Status	Printed	Pitney Bowes Purchase Power (000760/3)
20230201		Monthly Postage Machine Rental and Stamps					11000- 2400- 54620- 0000- 001118- 0000- 00000 64.62 11000- 2400- 56118- 0000- 001118- 0000- 00000 100.00
Check # 14095	11000	02/15/2023	Check Amt	1,336.89	Status	Printed	Quill Corporation (000214/1)
30326987		School Supplies					11000- 2400- 56118- 0000- 001118- 0000- 00000 682.42
30327614		School Supplies					11000- 2400- 56118- 0000- 001118- 0000- 00000 21.57
30330716		School Supplies					11000- 2400- 56118- 0000- 001118- 0000- 00000 115.35
30330977		School Supplies					11000- 2400- 56118- 0000- 001118- 0000- 00000 425.43
30332812		School Supplies					11000- 2400- 56118- 0000- 001118- 0000- 00000 92.12
Check # 14096	11000	02/15/2023	Check Amt	1,394.94	Status	Printed	School Nurse Supply, Inc. (000441/2)
0933414-IN		Nurse Supplies					11000- 2100- 56118- 0000- 001118- 0000- 00000 1,394.94
Check # 14097	11000	02/15/2023	Check Amt	1,988.00	Status	Printed	Superior Energy LLC (010265/1)
220323		Student Council T-shirts					11000- 1000- 56118- 9000- 001118- 0000- 00000 308.00
230016		Volleyball Jersey's					11000- 1000- 56118- 9000- 001118- 0000- 00000 1,680.00
Check # 14098	24308	02/15/2023	Check Amt	371.44	Status	Printed	T-Mobile USA Inc (010181/1)
3010 20230122		T Mobile Hotspots					24308- 2600- 54416- 0000- 001118- 0000- 00000 269.20
3057 20230121		T Mobile Hotspots					24308- 2600- 54416- 0000- 001118- 0000- 00000 102.24
Check # 14099	11000	02/15/2023	Check Amt	185.76	Status	Printed	Verizon Wireless (000206/1)
9926134283		Cell Phone Services					11000- 2600- 54416- 0000- 001118- 0000- 00000 185.76
Check # 14100	23102	02/15/2023	Check Amt	10,500.00	Status	Printed	World's Finest Chocolates Inc (010267/2)
91378829		Fundraiser Chocolates					23102- 1000- 56116- 9000- 001118- 0000- 00000 10,500.00
* Break in sequence							
Check # 14102	11000	02/24/2023	Check Amt	1,499.48	Status	Printed	ABCWUA (000221/1)
798636175218		Water					11000- 2600- 54415- 0000- 001118- 0000- 00000 1,290.55 21000- 3100- 54415- 0000- 001118- 0000- 00000 208.93
Check # 14103	11000	02/24/2023	Check Amt	308.93	Status	Printed	Alpine Protection LLC (010013/1)
10523		Alarm Monitoring					11000- 2600- 55915- 0000- 001118- 0000- 00000 308.93
Check # 14104	24308	02/24/2023	Check Amt	280.48	Status	Printed	Amaro's Carpet Cleaning (010114/1)
0306		Carpet Cleaning & Disinfecting Classrooms					24308- 2600- 55915- 0000- 001118- 0000- 00000 280.48
Check # 14105	11000	02/24/2023	Check Amt	44.00	Status	Printed	Angel Hernandez (010274/1)
3843279495		background check					11000- 2500- 53711- 1010- 001118- 0000- 00000 44.00

Selection Sorted by Check Number, Inv #, Include Address=No, (Org = 130, Source = N, Pay To = N, Payment Method = N, Starting Check Date = 2/1/2023, Ending Check Date = 2/28/2023, Summary? = N, Sort/Group 1 = , Sort/Group 2 =)



Bank Account 130MAIN - Wells Fargo Checking

Payment Id	Comment						
Check # 14106	11000	02/24/2023	Check Amt	44.00	Status	Printed	Benjamin Rogers (010277/1)
3843568957			Background Check				11000- 2500- 53711- 0000- 001118- 0000- 00000 44.00
Check # 14107	11000	02/24/2023	Check Amt	95.82	Status	Printed	Brady Industries, LLC (000620/1)
7547153			Supplies				11000- 2600- 56118- 0000- 001118- 0000- 00000 95.82
Check # 14108	11000	02/24/2023	Check Amt	134.39	Status	Printed	Comcast (000208/1)
165402058			Internet and phone				11000- 2600- 54416- 0000- 001118- 0000- 00000 134.39
Check # 14109	24308	02/24/2023	Check Amt	92.50	Status	Printed	Crystal Springs (010183/3)
217236829			Water, Water bottles				24308- 2400- 56118- 0000- 001118- 0000- 00000 92.50
Check # 14110	11000	02/24/2023	Check Amt	699.30	Status	Printed	Ephesus Office Technologies (000209/1)
AR126420			Copy Machine Maintenance				11000- 2400- 55915- 0000- 001118- 0000- 00000 321.10
AR126421			Copy Machine Maintenance				11000- 2400- 55915- 0000- 001118- 0000- 00000 378.20
Check # 14111	11000	02/24/2023	Check Amt	87.03	Status	Printed	Fiber Platform, LLC (UPN/1)
SI-23-003686			Internet and phone				11000- 0000- 46100- 0000- 001118- 0000- 00000 783.32- 11000- 2600- 54416- 0000- 001118- 0000- 00000 870.35
Check # 14112	24154	02/24/2023	Check Amt	2,240.26	Status	Printed	Jeanett Jimenez (JEAJIM/1)
2022 12 16 NCTM CONF			Conference				24154- 1000- 53330- 0000- 001118- 0000- 00000 2,240.26
Check # 14113	11000	02/24/2023	Check Amt	933.29	Status	Printed	NM Gas Company (000558/1)
51592- 20230213			Gas				11000- 2600- 54412- 0000- 001118- 0000- 00000 622.19 21000- 3100- 54412- 0000- 001118- 0000- 00000 311.10
Check # 14114	11000	02/24/2023	Check Amt	535.00	Status	Printed	Nuria Ortiz (010187/1)
20230213			Virtual Retreats				11000- 1000- 53330- 1010- 001118- 0000- 00000 535.00
Check # 14115	11000	02/24/2023	Check Amt	127.15	Status	Printed	Orkin Pest Control (000697/2)
238540218			Pest Control Services				11000- 2600- 55915- 0000- 001118- 0000- 00000 127.15
Check # 14116	11000	02/24/2023	Check Amt	4,553.03	Status	Printed	PNM (000178/1)
20230209			Utilities				11000- 2600- 54411- 0000- 001118- 0000- 00000 4,024.78 21000- 3100- 54411- 0000- 001118- 0000- 00000 528.25
Check # 14117	11000	02/24/2023	Check Amt	4,746.00	Status	Printed	Rising Sun Technologies (010179/1)
1725			Headset for Students				11000- 1000- 56119- 1010- 001118- 0000- 00000 2,148.00
1726			Chromebook Setup				11000- 2500- 54320- 0000- 001118- 0000- 00000 2,598.00
Check # 14118	11000	02/24/2023	Check Amt	2,204.00	Status	Printed	Superior Press (010093/1)
PO23-0012			Volleyball Jackets				11000- 1000- 56118- 9000- 001118- 0000- 00000 2,204.00
Check # 14119	24153	02/24/2023	Check Amt	1,279.68	Status	Printed	Teacher Created Materials (000456/1)
INV21458			Teacher Materials				24153- 1000- 56118- 1010- 001118- 0000- 00000 1,279.68

Selection Sorted by Check Number, Inv #, Include Address=No, (Org = 130, Source = N, Pay To = N, Payment Method = N, Starting Check Date = 2/1/2023, Ending Check Date = 2/28/2023, Summary? = N, Sort/Group 1 = , Sort/Group 2 =)



Bank Account 130MAIN - Wells Fargo Checking

Payment Id	Comment								
* Break in sequence									
Check #	VCH-00000223	11000	02/07/2023	Check Amt	655.44	Status	Printed	American Family Life (901012/1)	
	20230106-REG			American Family Life (901012/1) 01/06/2023 (REG)		11000-	- 23150-	- - - 327.72	
	20230120-REG			American Family Life (901012/1) 01/20/2023 (REG)		11000-	- 23150-	- - - 327.72	
Check #	VCH-00000224	11000	02/07/2023	Check Amt	72,557.03	Status	Printed	NM Educational RetirementBoard (900005/1)	
	20230106-REG			NM Educational RetirementBoard (900005/1) 01/06/2023 (REG)		11000-	- 23124-	- - - 27,932.53	
						21000-	- 23124-	- - - 309.62	
						24101-	- 23124-	- - - 1,146.24	
						24106-	- 23124-	- - - 247.00	
						24308-	- 23124-	- - - 2,212.29	
						24330-	- 23124-	- - - 987.46	
						25171-	- 23124-	- - - 103.22	
						25205-	- 23124-	- - - 152.14	
						26107-	- 23124-	- - - 1,759.05	
						27149-	- 23124-	- - - 1,663.56	
	20230120-REG			NM Educational RetirementBoard (900005/1) 01/20/2023 (REG)		11000-	- 23124-	- - - 26,552.04	
						21000-	- 23124-	- - - 497.63	
						24101-	- 23124-	- - - 1,350.94	
						24106-	- 23124-	- - - 247.00	
						24308-	- 23124-	- - - 2,212.29	
						24330-	- 23124-	- - - 1,077.46	
						25171-	- 23124-	- - - 165.89	
						25205-	- 23124-	- - - 152.14	
						26107-	- 23124-	- - - 1,942.01	
						27149-	- 23124-	- - - 1,663.56	
	202301ER			ER Adj		26107- 1000-	52111- 1010-	001118- 1711- 00000 112.67	
	202301ERBEE			EE Adj		26107-	- 23124-	- - - 70.29	
Check #	VCH-00000225	11000	02/07/2023	Check Amt	7,853.00	Status	Printed	NM RHC (900006/1)	
	20230106-REG			NM RHC (900006/1) 01/06/2023 (REG)		11000-	- 23123-	- - - 3,012.74	
						21000-	- 23123-	- - - 37.08	
						24101-	- 23123-	- - - 123.47	
						24106-	- 23123-	- - - 29.58	
						24308-	- 23123-	- - - 240.42	
						24330-	- 23123-	- - - 109.09	
						25171-	- 23123-	- - - 12.36	
						25205-	- 23123-	- - - 16.38	
						26107-	- 23123-	- - - 189.45	
Selection	Sorted by Check Number, Inv #, Include Address=No, (Org = 130, Source = N, Pay To = N, Payment Method = N, Starting Check Date = 2/1/2023, Ending Check Date = 2/28/2023, Summary? = N, Sort/Group 1 = , Sort/Group 2 =)							SCHOOLABILITY	

Bank Account 130MAIN - Wells Fargo Checking

Payment Id		Comment									
Check #	VCH-00000225	11000	02/07/2023	Check Amt	7,853.00	Status	Printed	NM RHC (900006/1) - continued			
20230106-REG	NM RHC (900006/1) 01/06/2023 (REG)						27149-	- 23123-	-	-	179.19
20230120-REG	NM RHC (900006/1) 01/20/2023 (REG)						11000-	- 23123-	-	-	2,865.03
							21000-	- 23123-	-	-	59.59
							24101-	- 23123-	-	-	145.52
							24106-	- 23123-	-	-	29.58
							24308-	- 23123-	-	-	240.42
							24330-	- 23123-	-	-	118.78
							25171-	- 23123-	-	-	19.88
							25205-	- 23123-	-	-	16.38
							26107-	- 23123-	-	-	209.16
							27149-	- 23123-	-	-	179.19
202301EE	EE Adj						26107-	- 23123-	-	-	6.57
202301ER	ER Adj						26107- 1000- 52112- 1010- 001118- 1711- 00000				13.14
Check #	VCH-00000226	11000	02/07/2023	Check Amt	7,264.29	Status	Printed	NM Taxation/Revenue Department (900003/1)			
20230106-REG	NM Taxation/Revenue Department (900003/1) 01/06/2023 (REG)						11000-	- 23142-	-	-	2,713.55
							21000-	- 23142-	-	-	14.15
							24101-	- 23142-	-	-	169.76
							24106-	- 23142-	-	-	9.44
							24308-	- 23142-	-	-	242.44
							24330-	- 23142-	-	-	91.26
							25171-	- 23142-	-	-	4.72
							25205-	- 23142-	-	-	13.12
							26107-	- 23142-	-	-	384.52
							27149-	- 23142-	-	-	161.99
20230120-REG	NM Taxation/Revenue Department (900003/1) 01/20/2023 (REG)						11000-	- 23142-	-	-	2,568.39
							21000-	- 23142-	-	-	47.87
							24101-	- 23142-	-	-	189.77
							24106-	- 23142-	-	-	15.34
							24308-	- 23142-	-	-	242.44
							24330-	- 23142-	-	-	91.85
							25171-	- 23142-	-	-	15.96
							25205-	- 23142-	-	-	13.12
							26107-	- 23142-	-	-	114.73
							27149-	- 23142-	-	-	159.87
Check #	VCH-00000227	11000	02/03/2023	Check Amt	23,964.06	Status	Printed	NMPSIA (900001/1)			
202301	NMPSIA Adj for Jan						11000-	- 23125-	-	-	830.98

Selection Sorted by Check Number, Inv #, Include Address=No, (Org = 130, Source = N, Pay To = N, Payment Method = N, Starting Check Date = 2/1/2023, Ending Check Date = 2/28/2023, Summary? = N, Sort/Group 1 = , Sort/Group 2 =)



Bank Account 130MAIN - Wells Fargo Checking

Payment Id		Comment									
Check #	VCH-00000227	11000	02/03/2023	Check Amt	23,964.06	Status	Printed	NMPSIA (900001/1) - continued			
202301			NMPSIA Adj for Jan					11000- 1000- 52311- 4010- 001118- 1416- 00000			584.45
								11000- 1000- 52313- 4010- 001118- 1416- 00000			25.66
								11000- 1000- 52314- 4010- 001118- 1416- 00000			4.24
								24106- - 23125- - - - -			3.67
								24106- 1000- 52314- 2000- 001118- 1712- 00000			6.81
								24330- - 23125- - - - -			301.14
								24330- 1000- 52311- 2000- 001118- 1712- 00000			559.26
								26107- 1000- 52312- 1010- 001118- 1711- 00000			5.26
20230106-REG			NMPSIA (900001/1) 01/06/2023 (REG)					11000- - 23125- - - - -			8,584.36
								21000- - 23125- - - - -			3.94
								24101- - 23125- - - - -			15.83
								24106- - 23125- - - - -			16.13
								24308- - 23125- - - - -			1,328.54
								24330- - 23125- - - - -			370.57
								25171- - 23125- - - - -			1.32
								25205- - 23125- - - - -			165.90
								26107- - 23125- - - - -			376.89
								27149- - 23125- - - - -			265.04
20230120-REG			NMPSIA (900001/1) 01/20/2023 (REG)					11000- - 23125- - - - -			7,969.91
								21000- - 23125- - - - -			3.94
								24101- - 23125- - - - -			15.83
								24106- - 23125- - - - -			16.13
								24308- - 23125- - - - -			1,328.54
								24330- - 23125- - - - -			370.57
								25171- - 23125- - - - -			1.32
								25205- - 23125- - - - -			165.90
								26107- - 23125- - - - -			376.89
								27149- - 23125- - - - -			265.04
Number of Items		45			216,588.08						

Payment Id Comment

Number of Items 45 216,588.08 Totals for Org 130 - Christine Duncan Heritage

Statement Date 02/28/2023

Cash Object 11010

Status Posted

Journal Entry #

Bank Statement Ending Balance	2,684,246.14	Service Charge	0.00
Less: Uncleared Payments	25,433.59	Interest Earned	0.00
Add: Uncleared Deposits	0.00		
Add: Uncleared Other	0.00	Cleared Payments	531,549.66
Adjusted Bank Balance	2,658,812.55	Cleared Deposits	529,361.31
System Cash Balance	2,658,812.55	Cleared Other	0.00
Add: Unposted Charges and Interest	0.00		
Revised System Cash Balance	2,658,812.55	Submitted By	JYAMAT, 03/07/2023
Difference	0.00	Posted By	SESTRADA, 03/09/2023

Uncleared Payments

Issued	Check #	Check Amount	Pay To Name	Vendor ID	Emp ID	Bank Acct
10/07/22	13846	390.40	Albuquerque Public Schools Graphics	000106		130MAIN
12/20/22	14007	172.16	Verizon Wireless	000206		130MAIN
12/22/22	14009	200.00	Metropolitan Life Insurance	901002		130MAIN
01/06/23	14010	475.00	AXA Equitable Life Ins Co	901014		130MAIN
01/06/23	14011	1,125.59	Equivest Annuity Lockbox	901014		130MAIN
01/13/23	14034	3,150.00	Legends of Learning, Inc.	010241		130MAIN
01/20/23	14042	475.00	AXA Equitable Life Ins Co	901014		130MAIN
01/20/23	14043	1,179.59	Equivest Annuity Lockbox	901014		130MAIN
02/03/23	14068(*)		Benjamin Rogers		000276	130MAIN
02/03/23	14069	475.00	AXA Equitable Life Ins Co	901014		130MAIN
02/03/23	14070	1,125.59	Equivest Annuity Lockbox	901014		130MAIN
02/03/23	14072	219.22	NM Child Supp Enforc Agency	901001		130MAIN
02/08/23	14075	870.00	Dual Language of NM	000039		130MAIN
02/15/23	14095	1,336.89	Quill Corporation	000214		130MAIN
02/17/23	14079	475.00	AXA Equitable Life Ins Co	901014		130MAIN
02/17/23	14080	1,125.59	Equivest Annuity Lockbox	901014		130MAIN
02/17/23	14082	219.22	NM Child Supp Enforc Agency	901001		130MAIN
02/24/23	14102	1,499.48	ABCWUA	000221		130MAIN
02/24/23	14103	308.93	Alpine Protection LLC	010013		130MAIN
02/24/23	14104	280.48	Amaro's Carpet Cleaning	010114		130MAIN
02/24/23	14105	44.00	Angel Hernandez	010274		130MAIN
02/24/23	14106	44.00	Benjamin Rogers	010277		130MAIN
02/24/23	14107	95.82	Brady Industries, LLC	000620		130MAIN
02/24/23	14108	134.39	Comcast	000208		130MAIN
02/24/23	14109	92.50	Crystal Springs	010183		130MAIN
02/24/23	14110	699.30	Ephesus Office Technologies	000209		130MAIN

Selection Grouped by Org, Cash Object, Statement Date - Sorted by Item date, Item #, (Org = 130, Cash Object IN ('11010'), Bank Statement Date = 2/28/2023, Uncleared Only? = No)



Statement Date 02/28/2023

Cash Object 11010

Status Posted

Journal Entry #

Uncleared Payments (continued)

Issued	Check #	Check Amount	Pay To Name	Vendor ID	Emp ID	Bank Acct
02/24/23	14111	87.03	Fiber Platform, LLC	UPN		130MAIN
02/24/23	14112	2,240.26	Jeanett Jimenez	JEAJIM		130MAIN
02/24/23	14113	933.29	NM Gas Company	000558		130MAIN
02/24/23	14115	127.15	Orkin Pest Control	000697		130MAIN
02/24/23	14116	4,553.03	PNM	000178		130MAIN
02/24/23	14119	1,279.68	Teacher Created Materials	000456		130MAIN
		<u>25,433.59</u>	(*) Cancelled Payments	629.64		

Cleared Payments

Issued	Check #	Check Amount	Cleared Amount	Difference	Cleared	Pay To Name	Vendor ID	Emp ID	Bank Acct
12/12/22	13981	44.00	44.00		02/28/23	Luz Chavira	010232		130MAIN
01/06/23	14018	937.00	937.00		02/28/23	De Lage Landen Financial Services	000411		130MAIN
01/13/23	14037	680.86	680.86		02/28/23	Quill Corporation	000214		130MAIN
01/27/23	14047	79.98	79.98		02/28/23	Alpine Protection LLC	010013		130MAIN
01/27/23	14048	48,415.90	48,415.90		02/28/23	Association of Charter School Education Ser	000635		130MAIN
01/27/23	14049	134.39	134.39		02/28/23	Comcast	000208		130MAIN
01/27/23	14050	438.75	438.75		02/28/23	Crystal Springs	010183		130MAIN
01/27/23	14051	1,305.75	1,305.75		02/28/23	Ephesus Office Technologies	000209		130MAIN
01/27/23	14052	349.99	349.99		02/28/23	Hatch Enterprises Inc	010269		130MAIN
01/27/23	14053	44.00	44.00		02/28/23	Luz Adriana Arias	010160		130MAIN
01/27/23	14056	875.00	875.00		02/28/23	Public Charter Schools of NM	000056		130MAIN
01/27/23	14057	1,769.60	1,769.60		02/28/23	Quill Corporation	000214		130MAIN
01/27/23	14058	5,103.50	5,103.50		02/28/23	Rising Sun Technologies	010179		130MAIN
01/27/23	14059	24,528.00	24,528.00		02/28/23	School Equipment, Inc.	010115		130MAIN
01/27/23	14060	587.43	587.43		02/28/23	The CLM Group, Inc	010148		130MAIN
01/27/23	14063	120.36	120.36		02/28/23	Theresa Bustos	010132		130MAIN
01/27/23	14064	1,270.00	1,270.00		02/28/23	Complete Behavioral Heath	010223		130MAIN
01/27/23	14065	3,001.68	3,001.68		02/28/23	Estrellita, Inc.	901007		130MAIN
01/27/23	14066	585.00	585.00		02/28/23	PSG Embroidery Screen Printing	000496		130MAIN
02/03/23	14067	611.77	611.77		02/28/23	Angel Hernandez		000275	130MAIN
02/03/23	14071	25,063.12	25,063.12		02/28/23	EFTPS	900004		130MAIN
02/03/23	Batch 02/03/2023	111,301.10	111,301.10		02/28/23				130MAIN
02/07/23	Batch 02/07/2023	88,329.76	88,329.76		02/28/23				130MAIN
02/08/23	14074	259.00	259.00		02/28/23	Cynthia Toledo	010142		130MAIN
02/08/23	14076	50.00	50.00		02/28/23	Metropolitan Life Insurance	901002		130MAIN
02/08/23	14077	230.35	230.35		02/28/23	Pre-Paid Legal Services, Inc.	901000		130MAIN

Selection Grouped by Org, Cash Object, Statement Date - Sorted by Item date, Item #, (Org = 130, Cash Object IN ('11010'), Bank Statement Date = 2/28/2023, Uncleared Only? = No)



Statement Date 02/28/2023

Cash Object 11010

Status Posted

Journal Entry #

Cleared Payments (continued)

Issued	Check #	Check Amount	Cleared Amount	Difference	Cleared	Pay To Name	Vendor ID	Emp ID	Bank Acct
02/15/23	14083	361.38	361.38		02/28/23	Amaro's Carpet Cleaning	010114		130MAIN
02/15/23	14084	14,546.25	14,546.25		02/28/23	Association of Charter School Education Ser	000635		130MAIN
02/15/23	14085	2,451.31	2,451.31		02/28/23	Bilingual Multicultural Services Inc	000241		130MAIN
02/15/23	14086	461.25	461.25		02/28/23	Crystal Springs	010183		130MAIN
02/15/23	14087	987.48	987.48		02/28/23	De Lage Landen Financial Services	000411		130MAIN
02/15/23	14088	2,693.75	2,693.75		02/28/23	DMH Law, LLC	010219		130MAIN
02/15/23	14089	321.10	321.10		02/28/23	Ephesus Office Technologies	000209		130MAIN
02/15/23	14090	935.00	935.00		02/28/23	Marcia Lee Unnever, Kids Focus	000579		130MAIN
02/15/23	14091	790.00	790.00		02/28/23	MidSchoolMath, LLC	010244		130MAIN
02/15/23	14092	3,791.40	3,791.40		02/28/23	Moss Adams LLP	901011		130MAIN
02/15/23	14093	39,700.00	39,700.00		02/28/23	Pacific OneSource Inc.	010217		130MAIN
02/15/23	14094	164.62	164.62		02/28/23	Pitney Bowes Purchase Power	000760		130MAIN
02/15/23	14096	1,394.94	1,394.94		02/28/23	School Nurse Supply, Inc.	000441		130MAIN
02/15/23	14097	1,988.00	1,988.00		02/28/23	Superior Energy LLC	010265		130MAIN
02/15/23	14098	371.44	371.44		02/28/23	T-Mobile USA Inc	010181		130MAIN
02/15/23	14099	185.76	185.76		02/28/23	Verizon Wireless	000206		130MAIN
02/15/23	14100	10,500.00	10,500.00		02/28/23	World's Finest Chocolates Inc	010267		130MAIN
02/17/23	14078	768.84	768.84		02/28/23	Gabriela Ochoa		000277	130MAIN
02/17/23	14081	28,909.91	28,909.91		02/28/23	EFTPS	900004		130MAIN
02/17/23	Batch 02/17/2023	95,996.30	95,996.30		02/28/23				130MAIN
02/22/23	14101	629.64	629.64		02/28/23	Benjamin Rogers		000276	130MAIN
02/24/23	14114	535.00	535.00		02/28/23	Nuria Ortiz	010187		130MAIN
02/24/23	14117	4,746.00	4,746.00		02/28/23	Rising Sun Technologies	010179		130MAIN
02/24/23	14118	2,204.00	2,204.00		02/28/23	Superior Press	010093		130MAIN
		531,549.66	531,549.66			(*) Cancelled Payments	629.64		

Cleared Deposits

Deposited	Deposit #	Deposit Amount	Cleared Amount	Difference	Cleared	Bank Acct
02/01/23	Batch 02/01/2023	23,551.06	23,551.06		02/28/23	130MAIN
02/09/23	Batch 02/09/2023	560.00	560.00		02/28/23	130MAIN
02/10/23	Batch 02/10/2023	872.81	872.81		02/28/23	130MAIN
02/13/23	Batch 02/13/2023	432,759.61	432,759.61		02/28/23	130MAIN
02/14/23	Batch 02/14/2023	599.00	599.00		02/28/23	130MAIN
02/15/23	Batch 02/15/2023	191.54	191.54		02/28/23	130MAIN
02/16/23	Batch 02/16/2023	31,328.17	31,328.17		02/28/23	130MAIN
02/17/23	Batch 02/17/2023	6,444.11	6,444.11		02/28/23	130MAIN

Selection Grouped by Org, Cash Object, Statement Date - Sorted by Item date, Item #, (Org = 130, Cash Object IN ('11010'), Bank Statement Date = 2/28/2023, Uncleared Only? = No)

Statement Date 02/28/2023

Cash Object 11010

Status Posted

Journal Entry #

Cleared Deposits (continued)

Deposited	Deposit #	Deposit Amount	Cleared Amount	Difference	Cleared	Bank Acct
02/22/23	Batch 02/22/2023	30,643.77	30,643.77		02/28/23	130MAIN
02/23/23	Batch 02/23/2023	1,575.44	1,575.44		02/28/23	130MAIN
02/24/23	Batch 02/24/2023	163.00	163.00		02/28/23	130MAIN
02/27/23	Batch 02/27/2023	672.80	672.80		02/28/23	130MAIN
		529,361.31	529,361.31			

Analyzed Business Checking - PF

Account number: [REDACTED] 4409 ■ February 1, 2023 - February 28, 2023 ■ Page 1 of 3

Page 39 of 88

WELLS
FARGO

CHRISTINE DUNCAN'S HERITAGE ACADEMY
1900 ATRISCO DR NW
ALBUQUERQUE NM 87120-1146

Questions?

Call your Customer Service Officer or Client Services
1-800-AT WELLS (1-800-289-3557)
5:00 AM TO 6:00 PM Pacific Time Monday - Friday

Online: wellsfargo.com

Write: Wells Fargo Bank, N.A. (585)
P.O. Box 6995
Portland, OR 97228-6995

Account summary

Analyzed Business Checking - PF

Account number	Beginning balance	Total credits	Total debits	Ending balance
[REDACTED] 4409	\$2,686,434.49	\$529,990.95	-\$532,179.30	\$2,684,246.14

Credits

Deposits

Effective date	Posted date	Amount	Transaction detail
02/06	02/07	629.64	Reversal of Check Posted 2-06-23 Refer to Maker Our Ref: 2-06-23 00000000
		\$629.64	Total deposits

Electronic deposits/bank credits

Effective date	Posted date	Amount	Transaction detail
	02/01	413.38	Post Verify Deposit
	02/01	23,137.68	State of NEW Mex Vndr Pymt Nmap0001585900 USDA December 2022 USDA December 2022
	02/09	560.00	Post Verify Deposit
	02/10	872.81	Post Verify Deposit
	02/13	22,143.62	State of NM Earlychild Nmap0001596890 Christine Duncan's Her
	02/13	410,615.99	APS Payments Christine Dncn Christine Duncan Ha Cs
	02/14	599.00	Post Verify Deposit
	02/15	64.54	Sandoval County ACH Paymen 939409 January 2023 Distribution Sb-9
	02/15	127.00	Sandoval County ACH Paymen 936986 January 2023 Distribution Hb-33
	02/16	31,328.17	Post Verify Deposit
	02/17	6,444.11	Bernalillo Count Distr_Pymt Christine Duncans Heri
	02/22	1,575.44	State of NEW Mex Vndr Pymt Nmap0001603318 CD.Rfr.2022.12 Gear Up-CD.Rfr.2022.12
	02/22	30,643.77	Post Verify Deposit



Electronic deposits/bank credits (continued)

<i>Effective date</i>	<i>Posted date</i>	<i>Amount</i>	<i>Transaction detail</i>
	02/24	163.00	Post Verify Deposit
	02/27	672.80	Post Verify Deposit
		\$529,361.31	Total electronic deposits/bank credits
		\$529,990.95	Total credits

Debits

Electronic debits/bank debits

<i>Effective date</i>	<i>Posted date</i>	<i>Amount</i>	<i>Transaction detail</i>
	02/02	23,964.06	ACH Prep Origintn - Christine Duncan - File 7878782339 Coid 1205009183
	02/02	87,337.04	ACH Prep Origintn - Christine Duncan - File 7878782339 Coid 1205009183
	02/03	25,063.12	< Business to Business ACH Debit - IRS Usatxpymt 020323 270343414187773 Christine Duncans Heri
	02/07	7,853.00	ACH Prep Origintn - Christine Duncan - File 7878782339 Coid 1205009183
	02/08	72,557.03	< Business to Business ACH Debit - Nmerb Web Pay 230207 02353 Christine Duncan Herit
	02/09	655.44	< Business to Business ACH Debit - AFLAC Insurance 020723 L7U96478690 Christine Duncans
	02/09	7,264.29	< Business to Business ACH Debit - Tax_Rev_Wwt_Ecks Trd Pmnt 230207 1425355904 Christine Duncan Herit
	02/15	95,996.30	ACH Prep Origintn - Christine Duncan - File 7878782339 Coid 1205009183
	02/17	28,909.91	< Business to Business ACH Debit - IRS Usatxpymt 021723 270344870540911 Christine Duncans Heri
		\$349,600.19	Total electronic debits/bank debits

< *Business to Business ACH: If this is a business account, this transaction has a return time frame of one business day from post date. This time frame does not apply to consumer accounts.*

Checks paid

<i>Number</i>	<i>Amount</i>	<i>Date</i>	<i>Number</i>	<i>Amount</i>	<i>Date</i>	<i>Number</i>	<i>Amount</i>	<i>Date</i>
13981	44.00	02/09	14060	587.43	02/21	14086	461.25	02/24
14018*	937.00	02/27	14063*	120.36	02/02	14087	987.48	02/24
14037*	680.86	02/02	14064	1,270.00	02/02	14088	2,693.75	02/21
14047*	79.98	02/09	14065	3,001.68	02/01	14089	321.10	02/23
14048	48,415.90	02/02	14066	585.00	02/07	14090	935.00	02/24
14049	134.39	02/13	14067	611.77	02/13	14091	790.00	02/21
14050	438.75	02/09	14068	629.64	02/06	14092	3,791.40	02/21
14051	1,305.75	02/01	14074*	259.00	02/13	14093	39,700.00	02/22
14052	349.99	02/07	14076*	50.00	02/13	14094	164.62	02/22
14053	44.00	02/14	14077	230.35	02/14	14096*	1,394.94	02/21
14056*	875.00	02/07	14078	768.84	02/21	14097	1,988.00	02/16
14057	1,769.60	02/07	14083*	361.38	02/21	14098	371.44	02/23
14058	5,103.50	02/06	14084	14,546.25	02/24	14099	185.76	02/23
14059	24,528.00	02/03	14085	2,451.31	02/23	14100	10,500.00	02/28



Checks paid (continued)

<i>Number</i>	<i>Amount</i>	<i>Date</i>	<i>Number</i>	<i>Amount</i>	<i>Date</i>	<i>Number</i>	<i>Amount</i>	<i>Date</i>
14101	629.64	02/23	14117*	4,746.00	02/27	14118	2,204.00	02/27
14114*	535.00	02/28						
			\$182,579.11	Total checks paid				

* Gap in check sequence.

\$532,179.30 Total debits

Daily ledger balance summary

<i>Date</i>	<i>Balance</i>	<i>Date</i>	<i>Balance</i>	<i>Date</i>	<i>Balance</i>
01/31	2,686,434.49	02/09	2,397,283.20	02/21	2,730,866.98
02/01	2,705,678.12	02/10	2,398,156.01	02/22	2,723,221.57
02/02	2,543,889.90	02/13	2,829,860.46	02/23	2,719,262.32
02/03	2,494,298.78	02/14	2,830,185.11	02/24	2,702,495.34
02/06	2,488,565.64	02/15	2,734,380.35	02/27	2,695,281.14
02/07	2,477,762.69	02/16	2,763,720.52	02/28	2,684,246.14
02/08	2,405,205.66	02/17	2,741,254.72		
Average daily ledger balance		\$2,624,282.45			

As of 02/28/2023		Fiscal Year 2022/23 Actuals			
Resource	Beginning Balance	Revenue Activity	Expense Activity	Net Activity	Resulting Balance
Fund 11000 - Operational Fund	802,721.67	3,104,867.95	2,985,733.98	119,133.97	921,855.64
Fund 14000 - Inst. Materials Fund	98.37	.00	.00	.00	98.37
Fund 21000 - Food Services Fund	96,609.03	180,562.06	303,988.83	123,426.77-	26,817.74-
Fund 23000 - Non-Instruct. Fund	1,353.68	15,544.64	8,651.63	6,893.01	8,246.69
Fund 23001 - Athletic	1,678.94	4,412.00	2,010.31	2,401.69	4,080.63
Fund 23002 - PreK Classroom	1,397.55-	.00	.00	.00	1,397.55-
Fund 23003 - Chess Club	39.71	.00	.00	.00	39.71
Fund 23004 - Student Council	706.08	.00	354.00	354.00-	352.08
Fund 23005 - Yearbook	2,129.50	.00	.00	.00	2,129.50
Fund 23006 - Cheer	140.02	.00	.00	.00	140.02
Fund 23007 - Sunshine	577.98	.00	.00	.00	577.98
Fund 23008 - Bilingual Seal	456.00	.00	.00	.00	456.00
Fund 23010 - Admin Discretionary Account	2,667.16	4,807.19	2,872.54	1,934.65	4,601.81
Fund 23100 - General Activities	.00	300.00	.00	300.00	300.00
Fund 23102 - General Activities	732.55	2,427.99	13,941.00	11,513.01-	10,780.46-
Fund 24101 - Title I - IASA	117,711.52-	145,540.92	85,871.32	59,669.60	58,041.92-
Fund 24106 - IDEA-B Entitlement	6,520.23-	37,514.00	35,239.57	2,274.43	4,245.80-
Fund 24118 - Fresh Fruit & Vegetables	7,267.21-	.00	.00	.00	7,267.21-
Fund 24153 - English Language Acquisition	1,782.00-	.00	1,279.68	1,279.68-	3,061.68-
Fund 24154 - Teach./Princp. Train & Recruit	5,350.00-	5,350.00	8,568.63	3,218.63-	8,568.63-
Fund 24183 - Carl Perkins Secondary-Redist2	15,398.97-	15,398.97	.00	15,398.97	.00
Fund 24308 - CRRSA, ESSER II	61,863.88-	64,340.30	151,263.04	86,922.74-	148,786.62-
Fund 24330 - ESSER III	.00	.00	180,931.74	180,931.74-	180,931.74-
Fund 25153 - Title XIX MEDICAID 3/21 Years	58,379.69	13,607.67	6,819.33	6,788.34	65,168.03
Fund 25171 - Child & Adult Food Program					

Selection Grouped by Fund - Sorted by Resource, (Org = 130, As of Date = 2/28/2023, Actuals = Y, Enc = N, SACS Fund = N, SACS Rsrc = N, SACS = N, Restricted Accts = Y)



As of 02/28/2023	Fiscal Year 2022/23 Actuals				
Resource	Beginning Balance	Revenue Activity	Expense Activity	Net Activity	Resulting Balance
Fund 25171 - Child & Adult Food Program	34,766.76	123,578.20	49,129.13	74,449.07	109,215.83
Fund 25205 - Gear Up New Mexico Initiative	44,443.15-	45,769.70	22,109.44	23,660.26	20,782.89-
Fund 26107 - REC/District Fiscal Agent	.00	.00	142,383.09	142,383.09-	142,383.09-
Fund 26177 - Elementry & Mid Sch Initiative	684.34-	.00	.00	.00	684.34-
Fund 27109 - Instructional Materials- GAA	3,500.58	.00	.00	.00	3,500.58
Fund 27149 - PreK Initiative	219,776.86-	250,975.03	145,074.25	105,900.78	113,876.08-
Fund 27183 - NM Grown FVV	1,755.00-	1,755.00	.00	1,755.00	.00
Fund 28211 - NM Schools Covid Testing	58,300.00-	.00	11,733.67	11,733.67-	70,033.67-
Fund 31200 - Public School Capital Outlay	74,604.25-	150,047.25	176,033.68	25,986.43-	100,590.68-
Fund 31600 - Capital Improv. HB 33	1,417,996.77	195,627.48	1,956.26	193,671.22	1,611,667.99
Fund 31700 - Capital Improv. SB9	20,350.00-	.00	.00	.00	20,350.00-
Fund 31701 - Capital Improv. SB9 Local	656,719.07	99,057.19	2,907.08	96,150.11	752,869.18
Fund 31703 - SB9 State Match Cash	.92	.00	21,835.65	21,835.65-	21,834.73-
Total for Org	2,444,069.52	4,461,483.54	4,360,687.85	100,795.69	2,544,865.21

130MAIN - Wells Fargo Checking											
Receipt Id	Receipt Status	Customer	Batch Id	Receipt Type	Receipt Date	Customer Reference #	Invoice #	Loc	Deposit Id	Comment	Receipt Amount
23-0000225	Posted	(000001) State Equalization Guarai	1021	Electronic F	02/13/23				20230213	SEG - 2023 02	410,615.99
		11000- 0000- 43101- 0000- 001118- 0000- 00000				410,615.99					
23-0000226	Posted	(000008) USDA	1022	Electronic F	02/13/23				20230213	USDA EarlyChild January 202	22,143.62
		25171- 0000- 44301- 0000- 001118- 0000- 00000				22,143.62					
23-0000227	Posted	(000008) USDA	1023	Electronic F	02/01/23				20230201	USDA NSLP - 2022 12	23,137.68
		21000- 0000- 44500- 0000- 001118- 0000- 00000				23,137.68					
23-0000228	Posted	(000018) Student Activities	1032	Cash	02/01/23	222231			20230201	Activity Funds - Chocolates	413.38
		23102- 0000- 41701- 0000- 001118- 0000- 00000				413.38					
23-0000229	Posted	(000039) SA-Admin Discretionary	1031	Check	02/09/23	222234			20230209	Discretionary Funds	450.00
		23010- 0000- 41701- 0000- 001118- 0000- 00000				450.00					
23-0000231	Posted	(000019) Miscellaneous	1031	Check	02/09/23	222235			20230209	Refund - NCSC 2022 - Kathy	110.00
		11000- 0000- 41980- 0000- 001118- 0000- 00000				110.00					
23-0000232	Posted	(000018) Student Activities	1033	Cash	02/10/23	222236			20230210	Activity Funds - Chocolates	872.81
		23102- 0000- 41701- 0000- 001118- 0000- 00000				872.81					
23-0000233	Posted	(000018) Student Activities	1034	Cash	02/14/23	222237			20230214	Activity Funds - Chocolates	599.00
		23102- 0000- 41701- 0000- 001118- 0000- 00000				599.00					
23-0000234	Posted	(000015) SB-9 Local	1028	Electronic F	02/15/23				20230215	SandCo SB-9 - 2023 01	65.19
		31701- 0000- 41110- 0000- 001118- 0000- 00000				65.19					
23-0000235	Posted	(000030) SB-9 Fee	1028	Electronic F	02/15/23				20230215	SandCo SB-9 Fee - 2023 01	.65-
		31701- 2300- 53712- 0000- 001118- 0000- 00000				.65-					
23-0000236	Posted	(000014) HB-33 Local	1029	Electronic F	02/15/23				20230215	SandCo HB-33 - 2023 01	128.28
		31600- 0000- 41110- 0000- 001118- 0000- 00000				128.28					
23-0000237	Posted	(000029) HB-33 Fee	1029	Electronic F	02/15/23				20230215	SandCo HB-33 Fee - 2023 01	1.28-
		31600- 2300- 53712- 0000- 001118- 0000- 00000				1.28-					
23-0000238	Posted	(000015) SB-9 Local	1030	Electronic F	02/17/23				20230217	BernCo SB-9 - 2023 01	2,177.63
		31701- 0000- 41110- 0000- 001118- 0000- 00000				2,177.63					
23-0000239	Posted	(000030) SB-9 Fee	1030	Electronic F	02/17/23				20230217	BernCo SB-9 Fee - 2023 01	21.78-
		31701- 2300- 53712- 0000- 001118- 0000- 00000				21.78-					
23-0000240	Posted	(000014) HB-33 Local	1030	Electronic F	02/17/23				20230217	BernCo HB-33 - 2023 01	4,331.58
		31600- 0000- 41110- 0000- 001118- 0000- 00000				4,331.58					
23-0000241	Posted	(000029) HB-33 Fee	1030	Electronic F	02/17/23				20230217	BernCo HB-33 Fee - 2023 01	43.32-
		31600- 2300- 53712- 0000- 001118- 0000- 00000				43.32-					

* On Hold

Selection Sorted by Receipt Id, Filtered by (Org = 130, Starting Receipt Date = 2/1/2023, Ending Receipt Date = 2/28/2023, User Created = N, On Hold? = Y, No Invoice = Y, Accounts? = Y, Recap = O, Sort/Group =)



130MAIN - Wells Fargo Checking											
Receipt Id	Receipt Status	Customer	Batch Id	Receipt Type	Receipt Date	Customer Reference #	Invoice #	Loc	Deposit Id	Comment	Receipt Amount
23-0000242	Posted	(000033) SA-Athletic	1035	Check	02/16/23	222238			20230216	Soccer	65.00
23001-0000-41701-0000-001118-0000-00110						65.00					
23-0000243	Posted	(000033) SA-Athletic	1035	Cash	02/16/23	222240			20230216	Soccer	65.00
23001-0000-41701-0000-001118-0000-00110						65.00					
23-0000244	Posted	(000020) PreK	1035	Check	02/16/23	222239			20230216	RfR - 118-2223-27149-0004	15,671.27
27149-0000-41924-0000-001118-0000-00000						15,671.27					
23-0000245	Posted	(000020) PreK	1035	Check	02/16/23	222239			20230216	RfR - 118-2223-27149-0003	15,526.90
27149-0000-41924-0000-001118-0000-00000						15,526.90					
23-0000246	Posted	(000033) SA-Athletic	1040	Cash	02/22/23	222241			20230222	Volleyball uniform	98.00
23001-0000-41701-0000-001118-0000-00000						98.00					
23-0000247	Posted	(000033) SA-Athletic	1040	Cash	02/22/23	222242			20230222	Volleyball uniform	98.00
23001-0000-41701-0000-001118-0000-00000						98.00					
23-0000248	Posted	(000033) SA-Athletic	1040	Cash	02/22/23	222243			20230222	Volleyball Inscription	25.00
23001-0000-41701-0000-001118-0000-00000						25.00					
23-0000249	Posted	(000012) IDEA B	1040	Check	02/22/23	20			20230222	RfR - 118-2223-24106-0002	30,422.77
24106-0000-41924-0000-001118-0000-00000						30,422.77					
23-0000250	Posted	(000033) SA-Athletic	1036	Cash	02/24/23	222244			20230224	Volleyball uniform	98.00
23001-0000-41701-0000-001118-0000-00000						98.00					
23-0000251	Posted	(000033) SA-Athletic	1036	Cash	02/24/23	222245			20230224	Soccer uniform	65.00
23001-0000-41701-0000-001118-0000-00110						65.00					
23-0000252	Posted	(000033) SA-Athletic	1037	Check	02/27/23	222247			20230227	Soccer uniform	65.00
23001-0000-41701-0000-001118-0000-00110						65.00					
23-0000253	Posted	(000033) SA-Athletic	1037	Check	02/27/23	222248			20230227	Soccer uniform	65.00
23001-0000-41701-0000-001118-0000-00110						65.00					
23-0000254	Posted	(000018) Student Activities	1037	Cash	02/27/23	222246			20230227	Activity Funds - Chocolates	542.80
23102-0000-41701-0000-001118-0000-00000						542.80					
23-0000255	Posted	(000019) Miscellaneous	1038	Electronic F	02/22/23				20230223	CD.RfR. GEARUP December	1,575.44
25205-0000-43203-0000-001118-0000-00000						1,575.44					

Total for Christine Duncan Heritage 529,361.31

Fund-Object Recap

* On Hold

Selection Sorted by Receipt Id, Filtered by (Org = 130, Starting Receipt Date = 2/1/2023, Ending Receipt Date = 2/28/2023, User Created = N, On Hold? = Y, No Invoice = Y, Accounts? = Y, Recap = O, Sort/Group =)



130MAIN - Wells Fargo Checking

Receipt Id	Receipt Status	Customer	Batch Id	Receipt Type	Receipt Date	Customer Reference #	Invoice #	Loc	Deposit Id	Comment	Receipt Amount
Fund-Object Recap											
		11000-41980		Refund of Prior Year's Expend.							110.00
		11000-43101		State Equalization Guarantee							410,615.99
										Fund 11000 - Operational Fund	410,725.99
		21000-44500		Restricted Grants-Fed Thru St							23,137.68
										Fund 21000 - Food Services Fund	23,137.68
		23001-41701		Fees – Activities							644.00
										Fund 23001 - Athletic	644.00
		23010-41701		Fees – Activities							450.00
										Fund 23010 - Admin Discretionary Account	450.00
		23102-41701		Fees – Activities							2,427.99
										Fund 23102 - General Activities	2,427.99
		24106-41924		Flow-through - Dist to Charter							30,422.77
										Fund 24106 - IDEA-B Entitlement	30,422.77
		25171-44301		Oth Restricted Grants–Fed Drct							22,143.62
										Fund 25171 - Child & Adult Food Program	22,143.62
		25205-43203		State Direct Grants							1,575.44
										Fund 25205 - Gear Up New Mexico Initiative	1,575.44
		27149-41924		Flow-through - Dist to Charter							31,198.17
										Fund 27149 - PreK Initiative	31,198.17
		31600-41110		Ad Valorem Taxes by Sch Dist.							4,459.86
		31600-53712		County Tax Collection Costs							44.60-
										Fund 31600 - Capital Improv. HB 33	4,415.26

* On Hold

Selection Sorted by Receipt Id, Filtered by (Org = 130, Starting Receipt Date = 2/1/2023, Ending Receipt Date = 2/28/2023, User Created = N, On Hold? = Y, No Invoice = Y, Accounts? = Y, Recap = O, Sort/Group =)



130MAIN - Wells Fargo Checking											
Receipt Id	Receipt Status	Customer	Batch Id	Receipt Type	Receipt Date	Customer Reference #	Invoice #	Loc	Deposit Id	Comment	Receipt Amount

Fund-Object Recap

31701-41110	Ad Valorem Taxes by Sch Dist.										2,242.82
31701-53712	County Tax Collection Costs										22.43-
Fund 31701 - Capital Improv. SB9 Local										2,220.39	
Total for Christine Duncan Heritage										529,361.31	

Org Recap

Christine Duncan Heritage

\$ - Cash	2,876.99
C - Check	62,375.94
E - Electronic Funds Xfer	464,108.38
Total Receipts	529,361.31
Report Total	529,361.31

* On Hold

Selection Sorted by Receipt Id, Filtered by (Org = 130, Starting Receipt Date = 2/1/2023, Ending Receipt Date = 2/28/2023, User Created = N, On Hold? = Y, No Invoice = Y, Accounts? = Y, Recap = O, Sort/Group =)

Balances through 02/28/2023						Fiscal Year 2022/23
Funds- Func- Obj ct - Pr gm- Locat n- JbCl - Opt nl	Description	Adopted Budget	Revised Budget	Encumbered	Expenditure	Account Balance
Funds 11000 - Operational, Func 1000 - Instruction						
11000- 1000- 51100- 0000- 001118- 1611- 00000	SalariesExpense,SubsSickL	21,425.00	21,425.00		16,561.34	4,863.66
11000- 1000- 51100- 1010- 001118- 1411- 00000	SalariesExpense,Teachers	610,295.00	467,359.00	147,039.71	218,512.89	101,806.40
11000- 1000- 51100- 1010- 001118- 1413- 00000	SalariesExpense,TeachersE	51,002.00	128,485.00	51,693.84	60,309.48	16,481.68
11000- 1000- 51100- 1010- 001118- 1711- 00000	SalariesExpense,InstAsst1		25,208.00	20,095.50	15,940.10	10,827.60-
11000- 1000- 51100- 1010- 001118- 1713- 00000	SalariesExpense,InstAsst-	77,528.00	46,779.00	21,597.36	25,180.83	.81
11000- 1000- 51100- 1010- 001118- 1714- 00000	SalariesExpense,InstAsstP		23,733.00	11,118.48	12,462.97	151.55
11000- 1000- 51100- 1020- 001118- 1411- 00000	SalariesExpense,Teachers		71,003.00	32,770.20	38,231.90	.90
11000- 1000- 51100- 2000- 001118- 1412- 00000	SalariesExpense,Teachers	274,881.00	122,216.00	56,407.08	65,808.26	.66
11000- 1000- 51100- 2000- 001118- 1712- 00000	SalariesExpense,InstAsstS	18,168.00	50,242.00	28,653.36	23,845.31	2,256.67-
11000- 1000- 51100- 4010- 001118- 1413- 00000	SalariesExpense,TeachersE	112,214.00	61,004.00	28,155.24	32,847.78	.98
11000- 1000- 51100- 4010- 001118- 1416- 00000	SalariesExpense,TeachersO	545,089.00	785,098.00	354,330.42	414,517.01	16,250.57
11000- 1000- 51100- 4025- 001118- 1412- 00000	SalariesExpense,Teachers	193,235.00	71,017.00	32,776.68	38,239.46	.86
11000- 1000- 51200- 1010- 001118- 1411- 00000	OvertimeExpense,Teachers		146.00		145.50	.50
11000- 1000- 51200- 1010- 001118- 1711- 00000	OvertimeExpense,InstAsst1		218.00		516.95	298.95-
11000- 1000- 51200- 1010- 001118- 1713- 00000	OvertimeExpense,InstAsst-		535.00		794.34	259.34-
11000- 1000- 51200- 1010- 001118- 1714- 00000	OvertimeExpense,InstAsstP		551.00		719.89	168.89-
11000- 1000- 51300- 1010- 001118- 1411- 00000	AddtnlCompenstn,Teachers	27,000.00	4,780.00	7,823.28	8,186.41	11,229.69-
11000- 1000- 51300- 1010- 001118- 1413- 00000	AddtnlCompenstn,TeachersE		519.00		718.88	199.88-
11000- 1000- 51300- 1010- 001118- 1414- 00000	AddtnlCompenstn,TeachersP				400.00	400.00-
11000- 1000- 51300- 1010- 001118- 1416- 00000	AddtnlCompenstn,TeachersO	1,500.00				
11000- 1000- 51300- 1010- 001118- 1711- 00000	AddtnlCompenstn,InstAsst1		110.00		2,864.09	2,754.09-
11000- 1000- 51300- 1010- 001118- 1713- 00000	AddtnlCompenstn,InstAsst-		55.00		1,254.60	1,199.60-
11000- 1000- 51300- 1010- 001118- 1714- 00000	AddtnlCompenstn,InstAsstP				400.00	400.00-
11000- 1000- 51300- 1020- 001118- 1411- 00000	AddtnlCompenstn,Teachers				200.00	200.00-
11000- 1000- 51300- 2000- 001118- 1412- 00000	AddtnlCompenstn,Teachers	4,500.00	836.00		1,235.51	399.51-
11000- 1000- 51300- 2000- 001118- 1712- 00000	AddtnlCompenstn,InstAsstS		9,409.00		10,408.99	999.99-
11000- 1000- 51300- 4010- 001118- 1411- 00000	AddtnlCompenstn,Teachers	24,000.00	13,160.00	10,293.24	10,490.96	7,624.20-
11000- 1000- 51300- 4010- 001118- 1413- 00000	AddtnlCompenstn,TeachersE				200.00	200.00-
11000- 1000- 51300- 4010- 001118- 1416- 00000	AddtnlCompenstn,TeachersO	29,500.00	133,002.00	59,176.28	72,351.97	1,473.75
11000- 1000- 51300- 4025- 001118- 1412- 00000	AddtnlCompenstn,Teachers				700.00	700.00-
11000- 1000- 51300- 4025- 001118- 1621- 00000	AddtnlCompenstn,Sum/After		902.00		901.23	.77
11000- 1000- 51300- 4030- 001118- 1411- 00000	AddtnlCompenstn,Teachers		176,682.00		176,681.49	.51
11000- 1000- 51300- 4030- 001118- 1412- 00000	AddtnlCompenstn,Teachers		26,389.00		26,388.03	.97
11000- 1000- 51300- 4030- 001118- 1413- 00000	AddtnlCompenstn,TeachersE		37,499.00		37,498.06	.94
11000- 1000- 51300- 4030- 001118- 1414- 00000	AddtnlCompenstn,TeachersP		18,056.00		18,055.02	.98
11000- 1000- 51300- 4030- 001118- 1711- 00000	AddtnlCompenstn,InstAsst1		2,407.00		2,406.34	.66

Selection Grouped by Account Type, Filtered by User Permissions, (Org = 130, Online/Offline = N, Period = 8, UnPosted JE? = N, Assets and Liabilities? = N, Restricted Accts? = Y, Obj Digits = 0, Page Break Lvl =)

Balances through 02/28/2023						Fiscal Year 2022/23
Funds- Func- Obj ct - Pr gm- Locat n- JbCl - Opt nl	Description	Adopted Budget	Revised Budget	Encumbered	Expenditure	Account Balance
Funds 11000 - Operational, Func 1000 - Instruction (continued)						
11000- 1000- 51300- 4030- 001118- 1713- 00000	AddtnlCompenstn,InstAsst-		7,302.00		7,301.25	.75
11000- 1000- 51300- 4030- 001118- 1714- 00000	AddtnlCompenstn,InstAsstP		7,415.00		7,414.77	.23
11000- 1000- 51300- 4040- 001118- 1411- 00000	AddtnlCompenstn,Teachers		2,098.00		3,687.10	1,589.10-
11000- 1000- 51300- 4040- 001118- 1711- 00000	AddtnlCompenstn,InstAsst1				140.00	140.00-
11000- 1000- 51300- 9000- 001118- 1621- 00000	AddtnlCompenstn,Sum/After		6,165.00		15,974.50	9,809.50-
11000- 1000- 52111- 0000- 001118- 1611- 00000	EducRetirement		1,620.00		2,840.28	1,220.28-
11000- 1000- 52111- 0000- 001118- 2000- 00000	EducRetirement	341,367.00				
11000- 1000- 52111- 1010- 001118- 1411- 00000	EducRetirement		80,997.00	26,559.11	38,588.41	15,849.48
11000- 1000- 52111- 1010- 001118- 1413- 00000	EducRetirement		22,125.00	8,865.48	10,432.04	2,827.48
11000- 1000- 52111- 1010- 001118- 1621- 00000	EducRetirement		361.00		360.92	.08
11000- 1000- 52111- 1010- 001118- 1711- 00000	EducRetirement		4,391.00	3,446.40	2,841.09	1,896.49-
11000- 1000- 52111- 1010- 001118- 1713- 00000	EducRetirement		8,151.00	3,703.92	4,464.11	17.03-
11000- 1000- 52111- 1010- 001118- 1714- 00000	EducRetirement		4,177.00	1,906.80	2,260.84	9.36
11000- 1000- 52111- 1020- 001118- 1411- 00000	EducRetirement		12,177.00	5,620.08	6,556.76	.16
11000- 1000- 52111- 2000- 001118- 1412- 00000	EducRetirement		21,104.00	9,673.80	11,429.39	.81
11000- 1000- 52111- 2000- 001118- 1712- 00000	EducRetirement		10,231.00	4,914.12	5,703.19	386.31-
11000- 1000- 52111- 4010- 001118- 1411- 00000	EducRetirement		2,257.00	1,765.32	1,799.20	1,307.52-
11000- 1000- 52111- 4010- 001118- 1413- 00000	EducRetirement		10,463.00	4,828.68	5,633.42	.90
11000- 1000- 52111- 4010- 001118- 1416- 00000	EducRetirement		157,501.00	70,916.32	83,144.73	3,439.95
11000- 1000- 52111- 4025- 001118- 1412- 00000	EducRetirement		12,180.00	5,621.16	6,558.02	.82
11000- 1000- 52111- 4025- 001118- 1621- 00000	EducRetirement		155.00		154.56	.44
11000- 1000- 52111- 4030- 001118- 1411- 00000	EducRetirement		30,301.00		30,300.97	.03
11000- 1000- 52111- 4030- 001118- 1412- 00000	EducRetirement		4,526.00		4,525.56	.44
11000- 1000- 52111- 4030- 001118- 1413- 00000	EducRetirement		6,431.00		6,430.96	.04
11000- 1000- 52111- 4030- 001118- 1414- 00000	EducRetirement		3,097.00		3,096.45	.55
11000- 1000- 52111- 4030- 001118- 1711- 00000	EducRetirement		413.00		412.69	.31
11000- 1000- 52111- 4030- 001118- 1713- 00000	EducRetirement		1,253.00		1,252.17	.83
11000- 1000- 52111- 4030- 001118- 1714- 00000	EducRetirement		1,272.00		1,271.65	.35
11000- 1000- 52111- 4040- 001118- 1411- 00000	EducRetirement		56.00		55.23	.77
11000- 1000- 52111- 9000- 001118- 1621- 00000	EducRetirement		759.00		2,378.69	1,619.69-
11000- 1000- 52112- 0000- 001118- 1611- 00000	ERARetireeHlth		189.00		331.26	142.26-
11000- 1000- 52112- 0000- 001118- 2000- 00000	ERARetireeHlth	39,831.00				
11000- 1000- 52112- 1010- 001118- 1411- 00000	ERARetireeHlth		9,446.00	3,097.20	4,500.07	1,848.73
11000- 1000- 52112- 1010- 001118- 1413- 00000	ERARetireeHlth		2,580.00	1,033.80	1,216.48	329.72
11000- 1000- 52112- 1010- 001118- 1621- 00000	ERARetireeHlth		43.00		42.09	.91
11000- 1000- 52112- 1010- 001118- 1711- 00000	ERARetireeHlth		512.00	401.88	331.30	221.18-

Selection Grouped by Account Type, Filtered by User Permissions, (Org = 130, Online/Offline = N, Period = 8, UnPosted JEs? = N, Assets and Liabilities? = N, Restricted Accts? = Y, Obj Digits = 0, Page Break Lvl =)

Balances through 02/28/2023						Fiscal Year 2022/23
Funds- Func- Obj ct - Pr gm- Locat n- JbCl - Opt nl	Description	Adopted Budget	Revised Budget	Encumbered	Expenditure	Account Balance
Funds 11000 - Operational, Func 1000 - Instruction (continued)						
11000- 1000- 52112- 1010- 001118- 1713- 00000	ERARetireeHlth		951.00	431.88	520.55	1.43-
11000- 1000- 52112- 1010- 001118- 1714- 00000	ERARetireeHlth		488.00	222.36	263.66	1.98
11000- 1000- 52112- 1020- 001118- 1411- 00000	ERARetireeHlth		1,421.00	655.44	764.68	.88
11000- 1000- 52112- 2000- 001118- 1412- 00000	ERARetireeHlth		2,461.00	1,128.12	1,332.86	.02
11000- 1000- 52112- 2000- 001118- 1712- 00000	ERARetireeHlth		1,194.00	573.00	665.07	44.07-
11000- 1000- 52112- 4010- 001118- 1411- 00000	ERARetireeHlth		264.00	205.92	209.83	151.75-
11000- 1000- 52112- 4010- 001118- 1413- 00000	ERARetireeHlth		1,221.00	563.16	656.98	.86
11000- 1000- 52112- 4010- 001118- 1416- 00000	ERARetireeHlth		18,368.00	8,270.44	9,696.41	401.15
11000- 1000- 52112- 4025- 001118- 1412- 00000	ERARetireeHlth		1,421.00	655.56	764.82	.62
11000- 1000- 52112- 4025- 001118- 1621- 00000	ERARetireeHlth		19.00		18.04	.96
11000- 1000- 52112- 4030- 001118- 1411- 00000	ERARetireeHlth		3,534.00		3,533.66	.34
11000- 1000- 52112- 4030- 001118- 1412- 00000	ERARetireeHlth		528.00		527.75	.25
11000- 1000- 52112- 4030- 001118- 1413- 00000	ERARetireeHlth		751.00		750.02	.98
11000- 1000- 52112- 4030- 001118- 1414- 00000	ERARetireeHlth		362.00		361.11	.89
11000- 1000- 52112- 4030- 001118- 1711- 00000	ERARetireeHlth		49.00		48.12	.88
11000- 1000- 52112- 4030- 001118- 1713- 00000	ERARetireeHlth		147.00		146.04	.96
11000- 1000- 52112- 4030- 001118- 1714- 00000	ERARetireeHlth		149.00		148.29	.71
11000- 1000- 52112- 4040- 001118- 1411- 00000	ERARetireeHlth		7.00		6.44	.56
11000- 1000- 52112- 9000- 001118- 1621- 00000	ERARetireeHlth		89.00		277.40	188.40-
11000- 1000- 52210- 0000- 001118- 1611- 00000	FICA Payments		586.00		1,027.04	441.04-
11000- 1000- 52210- 0000- 001118- 2000- 00000	FICA Payments	123,421.00				
11000- 1000- 52210- 1010- 001118- 1411- 00000	FICA Payments		23,871.00	7,061.04	11,481.55	5,328.41
11000- 1000- 52210- 1010- 001118- 1413- 00000	FICA Payments		7,882.00	3,197.60	3,779.75	904.65
11000- 1000- 52210- 1010- 001118- 1414- 00000	FICA Payments				24.80	24.80-
11000- 1000- 52210- 1010- 001118- 1621- 00000	FICA Payments		131.00		130.48	.52
11000- 1000- 52210- 1010- 001118- 1711- 00000	FICA Payments		1,457.00	1,185.84	1,105.08	833.92-
11000- 1000- 52210- 1010- 001118- 1713- 00000	FICA Payments		2,895.00	1,327.08	1,647.82	79.90-
11000- 1000- 52210- 1010- 001118- 1714- 00000	FICA Payments		1,492.00	680.49	832.48	20.97-
11000- 1000- 52210- 1020- 001118- 1411- 00000	FICA Payments		4,403.00	2,031.72	2,382.74	11.46-
11000- 1000- 52210- 2000- 001118- 1412- 00000	FICA Payments		3,011.00	3,414.43	2,317.89	2,721.32-
11000- 1000- 52210- 2000- 001118- 1712- 00000	FICA Payments		3,674.00	1,761.27	2,114.69	201.96-
11000- 1000- 52210- 4010- 001118- 1411- 00000	FICA Payments		816.00	638.28	650.44	472.72-
11000- 1000- 52210- 4010- 001118- 1413- 00000	FICA Payments		3,602.00	1,745.64	1,984.85	128.49-
11000- 1000- 52210- 4010- 001118- 1416- 00000	FICA Payments		54,712.00	24,572.22	29,100.17	1,039.61
11000- 1000- 52210- 4025- 001118- 1412- 00000	FICA Payments				677.40	677.40-
11000- 1000- 52210- 4025- 001118- 1621- 00000	FICA Payments		23.00		22.06	.94

Selection Grouped by Account Type, Filtered by User Permissions, (Org = 130, Online/Offline = N, Period = 8, UnPosted JEs? = N, Assets and Liabilities? = N, Restricted Accts? = Y, Objct = 5, Obj Digits = 0, Page Break Lvl =)

Balances through 02/28/2023						Fiscal Year 2022/23	
Funds- Func- Obj ct - Pr gm- Locat n- JbCl - Opt nl	Description	Adopted Budget	Revised Budget	Encumbered	Expenditure	Account Balance	
Funds 11000 - Operational, Func 1000 - Instruction (continued)							
11000- 1000- 52210- 4030- 001118- 1411- 00000	FICA Payments		10,955.00		10,954.28	.72	
11000- 1000- 52210- 4030- 001118- 1412- 00000	FICA Payments		431.00		430.53	.47	
11000- 1000- 52210- 4030- 001118- 1413- 00000	FICA Payments		2,325.00		2,324.88	.12	
11000- 1000- 52210- 4030- 001118- 1414- 00000	FICA Payments		1,120.00		1,119.45	.55	
11000- 1000- 52210- 4030- 001118- 1711- 00000	FICA Payments		150.00		149.19	.81	
11000- 1000- 52210- 4030- 001118- 1713- 00000	FICA Payments		453.00		452.67	.33	
11000- 1000- 52210- 4030- 001118- 1714- 00000	FICA Payments		460.00		459.72	.28	
11000- 1000- 52210- 4040- 001118- 1411- 00000	FICA Payments		103.00		201.08	98.08-	
11000- 1000- 52210- 4040- 001118- 1711- 00000	FICA Payments				8.68	8.68-	
11000- 1000- 52210- 9000- 001118- 1621- 00000	FICA Payments		245.00		807.88	562.88-	
11000- 1000- 52220- 0000- 001118- 1611- 00000	MedicarePaymnts		138.00		240.33	102.33-	
11000- 1000- 52220- 0000- 001118- 2000- 00000	MedicarePaymnts	28,881.00					
11000- 1000- 52220- 1010- 001118- 1411- 00000	MedicarePaymnts		5,583.00	1,651.28	2,685.11	1,246.61	
11000- 1000- 52220- 1010- 001118- 1413- 00000	MedicarePaymnts		1,844.00	747.87	883.97	212.16	
11000- 1000- 52220- 1010- 001118- 1414- 00000	MedicarePaymnts				5.80	5.80-	
11000- 1000- 52220- 1010- 001118- 1621- 00000	MedicarePaymnts		31.00		30.52	.48	
11000- 1000- 52220- 1010- 001118- 1711- 00000	MedicarePaymnts		341.00	277.40	258.46	194.86-	
11000- 1000- 52220- 1010- 001118- 1713- 00000	MedicarePaymnts		677.00	310.34	385.36	18.70-	
11000- 1000- 52220- 1010- 001118- 1714- 00000	MedicarePaymnts		349.00	159.18	194.70	4.88-	
11000- 1000- 52220- 1020- 001118- 1411- 00000	MedicarePaymnts		1,030.00	475.20	557.30	2.50-	
11000- 1000- 52220- 2000- 001118- 1412- 00000	MedicarePaymnts		704.00	798.46	542.04	636.50-	
11000- 1000- 52220- 2000- 001118- 1712- 00000	MedicarePaymnts		860.00	411.90	494.55	46.45-	
11000- 1000- 52220- 4010- 001118- 1411- 00000	MedicarePaymnts		191.00	149.28	152.13	110.41-	
11000- 1000- 52220- 4010- 001118- 1413- 00000	MedicarePaymnts		843.00	408.24	464.19	29.43-	
11000- 1000- 52220- 4010- 001118- 1416- 00000	MedicarePaymnts		12,796.00	5,746.39	6,805.53	244.08	
11000- 1000- 52220- 4025- 001118- 1412- 00000	MedicarePaymnts				158.44	158.44-	
11000- 1000- 52220- 4025- 001118- 1621- 00000	MedicarePaymnts		6.00		5.15	.85	
11000- 1000- 52220- 4030- 001118- 1411- 00000	MedicarePaymnts		2,562.00		2,561.95	.05	
11000- 1000- 52220- 4030- 001118- 1412- 00000	MedicarePaymnts		101.00		100.68	.32	
11000- 1000- 52220- 4030- 001118- 1413- 00000	MedicarePaymnts		544.00		543.75	.25	
11000- 1000- 52220- 4030- 001118- 1414- 00000	MedicarePaymnts		262.00		261.81	.19	
11000- 1000- 52220- 4030- 001118- 1711- 00000	MedicarePaymnts		35.00		34.90	.10	
11000- 1000- 52220- 4030- 001118- 1713- 00000	MedicarePaymnts		106.00		105.85	.15	
11000- 1000- 52220- 4030- 001118- 1714- 00000	MedicarePaymnts		108.00		107.51	.49	
11000- 1000- 52220- 4040- 001118- 1411- 00000	MedicarePaymnts		24.00		47.00	23.00-	
11000- 1000- 52220- 4040- 001118- 1711- 00000	MedicarePaymnts				2.03	2.03-	

Selection Grouped by Account Type, Filtered by User Permissions, (Org = 130, Online/Offline = N, Period = 8, UnPosted JE? = N, Assets and Liabilities? = N, Restricted Accts? = Y, Obj Digits = 0, Page Break Lvl =)

Balances through 02/28/2023						Fiscal Year 2022/23	
Funds- Func- Obj ct - Pr gm- Locat n- JbCl - Opt nl	Description	Adopted Budget	Revised Budget	Encumbered	Expenditure	Account Balance	
Funds 11000 - Operational, Func 1000 - Instruction (continued)							
11000- 1000- 52220- 9000- 001118- 1621- 00000	MedicarePaymnts		58.00		188.93	130.93-	
11000- 1000- 52311- 0000- 001118- 2000- 00000	Hth&MedPremiums	75,963.00					
11000- 1000- 52311- 1010- 001118- 1411- 00000	Hth&MedPremiums		30,225.00	9,508.18	14,884.74	5,832.08	
11000- 1000- 52311- 1010- 001118- 1413- 00000	Hth&MedPremiums		2,455.00			2,455.00	
11000- 1000- 52311- 1010- 001118- 1711- 00000	Hth&MedPremiums		3,131.00	1,724.80	2,023.30	617.10-	
11000- 1000- 52311- 1010- 001118- 1713- 00000	Hth&MedPremiums		3.00		305.90	302.90-	
11000- 1000- 52311- 4010- 001118- 1413- 00000	Hth&MedPremiums		3,956.00		1,478.07	2,477.93	
11000- 1000- 52311- 4010- 001118- 1416- 00000	Hth&MedPremiums		52,634.00	24,551.45	27,497.08	585.47	
11000- 1000- 52311- 4025- 001118- 1412- 00000	Hth&MedPremiums		132.00		131.29	.71	
11000- 1000- 52312- 0000- 001118- 1611- 00000	Life		3.00		2.63	.37	
11000- 1000- 52312- 0000- 001118- 2000- 00000	Life	1,984.00					
11000- 1000- 52312- 1010- 001118- 1411- 00000	Life		509.00	144.65	255.11	109.24	
11000- 1000- 52312- 1010- 001118- 1413- 00000	Life		143.00	57.86	68.38	16.76	
11000- 1000- 52312- 1010- 001118- 1711- 00000	Life		69.00	57.86	55.23	44.09-	
11000- 1000- 52312- 1010- 001118- 1713- 00000	Life		119.00	57.86	81.53	20.39-	
11000- 1000- 52312- 1010- 001118- 1714- 00000	Life		56.00	28.93	26.30	.77	
11000- 1000- 52312- 1020- 001118- 1411- 00000	Life		61.00	28.93	31.56	.51	
11000- 1000- 52312- 2000- 001118- 1412- 00000	Life		111.00	57.86	52.60	.54	
11000- 1000- 52312- 2000- 001118- 1712- 00000	Life		140.00	86.79	99.94	46.73-	
11000- 1000- 52312- 4010- 001118- 1413- 00000	Life		58.00	28.93	39.45	10.38-	
11000- 1000- 52312- 4010- 001118- 1416- 00000	Life		793.00	370.37	432.45	9.82-	
11000- 1000- 52312- 4025- 001118- 1412- 00000	Life		61.00	28.93	31.56	.51	
11000- 1000- 52313- 0000- 001118- 2000- 00000	Dental	4,551.00	4,551.00			4,551.00	
11000- 1000- 52313- 1010- 001118- 1411- 00000	Dental		1,426.00	376.64	652.98	396.38	
11000- 1000- 52313- 1010- 001118- 1413- 00000	Dental		360.00	179.63	81.65	98.72	
11000- 1000- 52313- 1010- 001118- 1711- 00000	Dental		89.00	51.26	55.54	17.80-	
11000- 1000- 52313- 1010- 001118- 1713- 00000	Dental		645.00	305.80	352.20	13.00-	
11000- 1000- 52313- 1010- 001118- 1714- 00000	Dental		367.00	179.63	192.10	4.73-	
11000- 1000- 52313- 2000- 001118- 1412- 00000	Dental		198.00	94.38	102.96	.66	
11000- 1000- 52313- 2000- 001118- 1712- 00000	Dental			117.92	75.05	192.97-	
11000- 1000- 52313- 4010- 001118- 1413- 00000	Dental		107.00		49.47	57.53	
11000- 1000- 52313- 4010- 001118- 1416- 00000	Dental		2,201.00	1,020.80	1,154.48	25.72	
11000- 1000- 52313- 4025- 001118- 1412- 00000	Dental		6.00		5.72	.28	
11000- 1000- 52314- 0000- 001118- 2000- 00000	Vision	836.00					
11000- 1000- 52314- 1010- 001118- 1411- 00000	Vision		184.00	46.64	85.30	52.06	
11000- 1000- 52314- 1010- 001118- 1413- 00000	Vision		16.00			16.00	

Selection Grouped by Account Type, Filtered by User Permissions, (Org = 130, Online/Offline = N, Period = 8, UnPosted JEs? = N, Assets and Liabilities? = N, Restricted Accts? = Y, Objct = 5, Obj Digits = 0, Page Break Lvl =)

Balances through 02/28/2023						Fiscal Year 2022/23
Funds- Func- Obj ct - Pr gm- Locat n- JbCl - Opt nl	Description	Adopted Budget	Revised Budget	Encumbered	Expenditure	Account Balance
Funds 11000 - Operational, Func 1000 - Instruction (continued)						
11000- 1000- 52314- 1010- 001118- 1711- 00000	Vision		39.00	22.33	24.22	7.55-
11000- 1000- 52314- 1010- 001118- 1713- 00000	Vision		108.00	50.60	65.37	7.97-
11000- 1000- 52314- 1010- 001118- 1714- 00000	Vision		73.00	34.65	38.84	.49-
11000- 1000- 52314- 2000- 001118- 1412- 00000	Vision		44.00	20.68	22.56	.76
11000- 1000- 52314- 2000- 001118- 1712- 00000	Vision			25.74	16.39	42.13-
11000- 1000- 52314- 4010- 001118- 1416- 00000	Vision		444.00	210.98	228.24	4.78
11000- 1000- 52315- 0000- 001118- 2000- 00000	Disability	1,675.00				
11000- 1000- 52315- 1010- 001118- 1411- 00000	Disability		353.00	97.35	185.35	70.30
11000- 1000- 52315- 2000- 001118- 1412- 00000	Disability		139.00	81.62	80.73	23.35-
11000- 1000- 52315- 4010- 001118- 1416- 00000	Disability		721.00	414.77	419.36	113.13-
11000- 1000- 52315- 4025- 001118- 1412- 00000	Disability		6.00		5.10	.90
11000- 1000- 52500- 0000- 001118- 1611- 00000	UnemploymntComp		31.00		52.61	21.61-
11000- 1000- 52500- 0000- 001118- 2000- 00000	UnemploymntComp	3,132.00				
11000- 1000- 52500- 1010- 001118- 1411- 00000	UnemploymntComp		723.00	238.86	231.63	252.51
11000- 1000- 52500- 1010- 001118- 1413- 00000	UnemploymntComp		241.00	118.75	121.54	.71
11000- 1000- 52500- 1010- 001118- 1621- 00000	UnemploymntComp				.79	.79-
11000- 1000- 52500- 1010- 001118- 1711- 00000	UnemploymntComp		85.00	66.24	61.88	43.12-
11000- 1000- 52500- 1010- 001118- 1713- 00000	UnemploymntComp		157.00	71.28	89.85	4.13-
11000- 1000- 52500- 1010- 001118- 1714- 00000	UnemploymntComp		81.00	36.72	44.37	.09-
11000- 1000- 52500- 1020- 001118- 1411- 00000	UnemploymntComp				36.70	36.70-
11000- 1000- 52500- 2000- 001118- 1412- 00000	UnemploymntComp			136.61	62.04	198.65-
11000- 1000- 52500- 2000- 001118- 1712- 00000	UnemploymntComp		197.00	94.56	113.03	10.59-
11000- 1000- 52500- 4010- 001118- 1411- 00000	UnemploymntComp			20.85	18.66	39.51-
11000- 1000- 52500- 4010- 001118- 1413- 00000	UnemploymntComp		167.00	61.23	102.73	3.04
11000- 1000- 52500- 4010- 001118- 1416- 00000	UnemploymntComp		1,529.00	835.13	671.27	22.60
11000- 1000- 52500- 4025- 001118- 1412- 00000	UnemploymntComp				36.04	36.04-
11000- 1000- 52500- 4025- 001118- 1621- 00000	UnemploymntComp				.25	.25-
11000- 1000- 52500- 4030- 001118- 1411- 00000	UnemploymntComp		123.00		122.61	.39
11000- 1000- 52500- 4030- 001118- 1413- 00000	UnemploymntComp		46.00		45.84	.16
11000- 1000- 52500- 4030- 001118- 1711- 00000	UnemploymntComp		8.00		7.94	.06
11000- 1000- 52500- 4030- 001118- 1713- 00000	UnemploymntComp		25.00		24.09	.91
11000- 1000- 52500- 4030- 001118- 1714- 00000	UnemploymntComp		25.00		24.47	.53
11000- 1000- 52500- 4040- 001118- 1411- 00000	UnemploymntComp				1.47	1.47-
11000- 1000- 52500- 9000- 001118- 1621- 00000	UnemploymntComp		2.00		16.53	14.53-
11000- 1000- 52710- 0000- 001118- 1611- 00000	WorkersCompPrem		382.00		382.00	
11000- 1000- 52710- 0000- 001118- 2000- 00000	WorkersCompPrem	33,899.00	33,899.00			33,899.00

Selection Grouped by Account Type, Filtered by User Permissions, (Org = 130, Online/Offline = N, Period = 8, UnPosted JEs? = N, Assets and Liabilities? = N, Restricted Accts? = Y, Objc Digits = 0, Page Break Lvl =)

Balances through 02/28/2023						Fiscal Year 2022/23	
Funds- Func- Obj ct - Pr gm- Locat n- JbCl - Opt nl	Description	Adopted Budget	Revised Budget	Encumbered	Expenditure	Account Balance	
Funds 11000 - Operational, Func 1000 - Instruction (continued)							
11000- 1000- 52710- 1010- 001118- 1411- 00000	WorkersCompPrem		6,866.00		6,866.00		
11000- 1000- 52710- 1010- 001118- 1413- 00000	WorkersCompPrem		908.00		908.00		
11000- 1000- 52710- 1010- 001118- 1713- 00000	WorkersCompPrem		1,381.00		1,381.00		
11000- 1000- 52710- 2000- 001118- 1412- 00000	WorkersCompPrem		4,894.00		4,894.00		
11000- 1000- 52710- 2000- 001118- 1712- 00000	WorkersCompPrem		324.00		324.00		
11000- 1000- 52710- 4010- 001118- 1413- 00000	WorkersCompPrem		1,998.00		1,998.00		
11000- 1000- 52710- 4010- 001118- 1416- 00000	WorkersCompPrem		5,705.00		5,705.00		
11000- 1000- 52710- 4025- 001118- 1412- 00000	WorkersCompPrem		1,610.00		1,610.00		
11000- 1000- 52720- 0000- 001118- 2000- 00000	WorkrsCompERFee	348.00	348.00			348.00	
11000- 1000- 52720- 1010- 001118- 1411- 00000	WorkrsCompERFee		72.00	23.00	32.20	16.80	
11000- 1000- 52720- 1010- 001118- 1413- 00000	WorkrsCompERFee		21.00	9.20	9.20	2.60	
11000- 1000- 52720- 1010- 001118- 1711- 00000	WorkrsCompERFee		10.00	9.20	4.60	3.80-	
11000- 1000- 52720- 1010- 001118- 1713- 00000	WorkrsCompERFee		19.00	9.20	9.20	.60	
11000- 1000- 52720- 1010- 001118- 1714- 00000	WorkrsCompERFee		10.00	4.60	4.60	.80	
11000- 1000- 52720- 1020- 001118- 1411- 00000	WorkrsCompERFee		10.00	4.60	4.60	.80	
11000- 1000- 52720- 2000- 001118- 1412- 00000	WorkrsCompERFee		19.00	9.20	9.20	.60	
11000- 1000- 52720- 2000- 001118- 1712- 00000	WorkrsCompERFee		23.00	13.80	9.20		
11000- 1000- 52720- 4010- 001118- 1413- 00000	WorkrsCompERFee		10.00	4.60	4.60	.80	
11000- 1000- 52720- 4010- 001118- 1416- 00000	WorkrsCompERFee		118.00	58.88	58.88	.24	
11000- 1000- 52720- 4025- 001118- 1412- 00000	WorkrsCompERFee		10.00	4.60	4.60	.80	
11000- 1000- 53330- 0000- 001118- 0000- 00000	ProfessDevelop		1,934.00	1,445.78	487.34	.88	
11000- 1000- 53330- 1010- 001118- 0000- 00000	ProfessDevelop	8,100.00	11,102.00	5,473.48	3,176.00	2,452.52	
11000- 1000- 53414- 1010- 001118- 0000- 00000	OthProfTechSvcs		3,910.00			3,910.00	
11000- 1000- 53711- 1010- 001118- 0000- 00000	Other Charges	500.00	3,268.00	4,977.00	3,254.90	4,963.90-	
11000- 1000- 53711- 9000- 001118- 0000- 00000	Other Charges		1,300.00	660.00	1,300.00	660.00-	
11000- 1000- 55817- 1010- 001118- 0000- 00000	Student Travel	2,000.00	2,000.00	225.00		1,775.00	
11000- 1000- 55817- 9000- 001118- 0000- 00000	Student Travel		900.00		900.00		
11000- 1000- 55819- 0000- 001118- 0000- 00000	EmpTravTeachers			100.00		100.00-	
11000- 1000- 55819- 1010- 001118- 0000- 00000	EmpTravTeachers	1,000.00	1,106.00	1,005.60		100.40	
11000- 1000- 55915- 1010- 001118- 0000- 00000	OthContractSvcs	59,800.00	60,000.00		6,389.54	53,610.46	
11000- 1000- 56112- 1010- 001118- 0000- 00000	Other Textbooks	90,945.00	78,808.00	5,320.09		73,487.91	
11000- 1000- 56113- 1010- 001118- 0000- 00000	Software	43,495.00	43,495.00	30,027.78	5,770.00	7,697.22	
11000- 1000- 56118- 1010- 001118- 0000- 00000	GenSuppliesMats	35,000.00	47,039.00	12,974.31	28,640.20	5,424.49	
11000- 1000- 56118- 9000- 001118- 0000- 00000	GenSuppliesMats				5,432.00	5,432.00-	
11000- 1000- 56119- 1010- 001118- 0000- 00000	SupAst<5K	2,000.00	13,282.00		15,430.00	2,148.00-	
11000- 1000- 57331- 1010- 001118- 0000- 00000	FixedAssets>\$5k	287,170.00					

Selection Grouped by Account Type, Filtered by User Permissions, (Org = 130, Online/Offline = N, Period = 8, UnPosted JEs? = N, Assets and Liabilities? = N, Restricted Accts? = Y, Objct = 5, Obj Digits = 0, Page Break Lvl =)

Balances through 02/28/2023						Fiscal Year 2022/23
Funds- Func- Obj ct - Pr gm- Locat n- Jb Cl - Opt nl	Description	Adopted Budget	Revised Budget	Encumbered	Expenditure	Account Balance
Funds 11000 - Operational, Func 1000 - Instruction (continued)						
11000- 1000- 57331- 4030- 001118- 0000- 00000	FixedAssets>\$5k	325,000.00	40.00			40.00
11000- 1000- 57331- 4040- 001118- 0000- 00000	FixedAssets>\$5k	105,000.00				
Total for Func 1000 and Expense accounts		3,606,235.00	3,354,984.00	1,189,846.74	1,872,378.99	292,758.27
Funds 11000 - Operational, Func 2000 - SupportServices						
11000- 2000- 53400- 1010- 001118- 0000- 00000	OtherProfSvcs			10.75		10.75-
11000- 2000- 53414- 0000- 001118- 0000- 00000	OthProfTechSvcs			2,588.00		2,588.00-
Total for Func 2000 and Expense accounts		.00	.00	2,598.75	.00	2,598.75-
Funds 11000 - Operational, Func 2100 - SuppSvcsStudnts						
11000- 2100- 51100- 0000- 001118- 1216- 00000	SalariesExpense,HealthAss		25,000.00	14,826.79	20,218.35	10,045.14-
11000- 2100- 51100- 0000- 001118- 1218- 00000	SalariesExpense,SchlStude				758.00	758.00-
11000- 2100- 51100- 2000- 001118- 1211- 00000	SalariesExpense,CoordSubS			35,961.64	49,038.60	85,000.24-
11000- 2100- 51100- 4025- 001118- 1214- 00000	SalariesExpense,Couns-Soc	55,193.00	61,016.00	28,160.88	32,854.36	.76
11000- 2100- 51200- 0000- 001118- 1216- 00000	OvertimeExpense,HealthAss		2,924.00		3,244.15	320.15-
11000- 2100- 51300- 0000- 001118- 1216- 00000	AddtnlCompenstrn,HealthAss		167.00		208.60	41.60-
11000- 2100- 51300- 2000- 001118- 1211- 00000	AddtnlCompenstrn,CoordSubS				1,000.00	1,000.00-
11000- 2100- 51300- 4025- 001118- 1214- 00000	AddtnlCompenstrn,Couns-Soc		2,693.00		2,892.45	199.45-
11000- 2100- 51300- 4030- 001118- 1214- 00000	AddtnlCompenstrn,Couns-Soc		8,334.00		8,333.01	.99
11000- 2100- 52111- 0000- 001118- 1216- 00000	EducRetirement		6,554.00	2,542.76	4,059.60	48.36-
11000- 2100- 52111- 0000- 001118- 2000- 00000	EducRetirement	9,466.00	9,466.00			9,466.00
11000- 2100- 52111- 2000- 001118- 1211- 00000	EducRetirement		14,578.00	6,167.37	8,410.05	.58
11000- 2100- 52111- 4025- 001118- 1214- 00000	EducRetirement		10,926.00	4,829.64	6,096.33	.03
11000- 2100- 52111- 4030- 001118- 1214- 00000	EducRetirement		1,430.00		1,429.10	.90
11000- 2100- 52112- 0000- 001118- 1216- 00000	ERARetireeHlth		765.00	296.56	473.47	5.03-
11000- 2100- 52112- 0000- 001118- 2000- 00000	ERARetireeHlth	1,104.00	1,104.00			1,104.00
11000- 2100- 52112- 2000- 001118- 1211- 00000	ERARetireeHlth		1,700.00	719.18	980.70	.12
11000- 2100- 52112- 4025- 001118- 1214- 00000	ERARetireeHlth		1,275.00	563.16	710.88	.96
11000- 2100- 52112- 4030- 001118- 1214- 00000	ERARetireeHlth		167.00		166.67	.33
11000- 2100- 52210- 0000- 001118- 1216- 00000	FICA Payments		2,156.00	829.07	1,344.43	17.50-
11000- 2100- 52210- 0000- 001118- 2000- 00000	FICA Payments	3,422.00	3,422.00			3,422.00
11000- 2100- 52210- 2000- 001118- 1211- 00000	FICA Payments		5,270.00	2,229.59	3,102.35	61.94-
11000- 2100- 52210- 4025- 001118- 1214- 00000	FICA Payments		3,618.00	1,585.74	2,043.93	11.67-
11000- 2100- 52210- 4030- 001118- 1214- 00000	FICA Payments		517.00		516.65	.35
11000- 2100- 52220- 0000- 001118- 1216- 00000	MedicarePaymnts		505.00	193.94	314.43	3.37-
11000- 2100- 52220- 0000- 001118- 2000- 00000	MedicarePaymnts	801.00	801.00			801.00
11000- 2100- 52220- 2000- 001118- 1211- 00000	MedicarePaymnts		1,233.00	521.40	725.50	13.90-
11000- 2100- 52220- 4025- 001118- 1214- 00000	MedicarePaymnts		846.00	370.87	478.02	2.89-

Selection Grouped by Account Type, Filtered by User Permissions, (Org = 130, Online/Offline = N, Period = 8, UnPosted JEs? = N, Assets and Liabilities? = N, Restricted Accts? = Y, Obj Digits = 0, Page Break Lvl =)

Balances through 02/28/2023						Fiscal Year 2022/23
Funds- Func- Obj ct - Pr gm- Locat n- Jb Cl - Opt nl	Description	Adopted Budget	Revised Budget	Encumbered	Expenditure	Account Balance
Funds 11000 - Operational, Func 2100 - Supp Svcs Studnts (continued)						
11000-2100-52220-4030-001118-1214-00000	Medicare Paymnts		121.00		120.83	.17
11000-2100-52311-0000-001118-1216-00000	Hth&Med Premiums		5,019.00	2,087.30	2,931.40	.30
11000-2100-52311-0000-001118-2000-00000	Hth&Med Premiums	5,845.00	5,845.00			5,845.00
11000-2100-52311-4025-001118-1214-00000	Hth&Med Premiums		5,937.00	2,839.32	3,097.45	.23
11000-2100-52312-0000-001118-1216-00000	Life		64.00	26.30	36.82	.88
11000-2100-52312-0000-001118-2000-00000	Life	57.00	57.00			57.00
11000-2100-52312-2000-001118-1211-00000	Life		64.00	26.30	36.82	.88
11000-2100-52312-4025-001118-1214-00000	Life		61.00	28.93	31.56	.51
11000-2100-52313-0000-001118-1216-00000	Dental		224.00	93.00	130.20	.80
11000-2100-52313-0000-001118-2000-00000	Dental	206.00	206.00			206.00
11000-2100-52313-4025-001118-1214-00000	Dental		198.00	94.38	102.96	.66
11000-2100-52314-0000-001118-1216-00000	Vision		46.00	18.80	26.62	.58
11000-2100-52314-0000-001118-2000-00000	Vision	46.00	46.00			46.00
11000-2100-52314-4025-001118-1214-00000	Vision		44.00	20.68	22.56	.76
11000-2100-52315-0000-001118-1216-00000	Disability		90.00	50.80	60.44	21.24-
11000-2100-52315-0000-001118-2000-00000	Disability	176.00	176.00			176.00
11000-2100-52315-2000-001118-1211-00000	Disability		211.00	123.25	144.27	56.52-
11000-2100-52315-4025-001118-1214-00000	Disability		169.00	97.35	97.05	25.40-
11000-2100-52500-0000-001118-1216-00000	Unemploymnt Comp		86.00	48.95	37.62	.57-
11000-2100-52500-0000-001118-2000-00000	Unemploymnt Comp	90.00	90.00			90.00
11000-2100-52500-2000-001118-1211-00000	Unemploymnt Comp				43.16	43.16-
11000-2100-52500-4025-001118-1214-00000	Unemploymnt Comp				30.96	30.96-
11000-2100-52710-0000-001118-2000-00000	Workers Comp Prem	983.00	983.00			983.00
11000-2100-52710-4025-001118-1214-00000	Workers Comp Prem		983.00		983.00	
11000-2100-52720-0000-001118-1216-00000	WorkrsCompERFee		10.00	4.60	4.60	.80
11000-2100-52720-0000-001118-2000-00000	WorkrsCompERFee	10.00	10.00			10.00
11000-2100-52720-2000-001118-1211-00000	WorkrsCompERFee		10.00	4.60	4.60	.80
11000-2100-52720-4025-001118-1214-00000	WorkrsCompERFee		10.00	4.60	4.60	.80
11000-2100-53211-2000-001118-0000-00000	Diags Contracted	15,853.00	17,438.00	11,961.19	5,511.11	34.30-
11000-2100-53212-2000-001118-0000-00000	Speech Thrps Cont	25,000.00	62,572.00	66,577.29	54,793.95	58,799.24-
11000-2100-53213-2000-001118-0000-00000	Occ Thrpst Cont	27,000.00	27,000.00	14,055.88	12,344.12	600.00
11000-2100-53214-2000-001118-0000-00000	Therapists Cont			8,730.00	3,235.70	11,965.70-
11000-2100-53215-2000-001118-0000-00000	Psycholgts Cont		8,811.00		8,810.01	.99
11000-2100-53414-0000-001118-0000-00000	Oth Prof Tech Svcs	3,900.00	3,900.00			3,900.00
11000-2100-53414-1010-001118-0000-00000	Oth Prof Tech Svcs			16,000.00		16,000.00-
11000-2100-53414-2000-001118-0000-00000	Oth Prof Tech Svcs		1,282.00		1,281.21	.79

Selection Grouped by Account Type, Filtered by User Permissions, (Org = 130, Online/Offline = N, Period = 8, UnPosted JEs? = N, Assets and Liabilities? = N, Restricted Accts? = Y, Obj Digits = 0, Page Break Lvl =)



Balances through 02/28/2023						Fiscal Year 2022/23	
Funds- Func- Obj ct - Pr gm- Locat n- Jb Cl - Opt nl	Description	Adopted Budget	Revised Budget	Encumbered	Expenditure	Account Balance	
Funds 11000 - Operational, Func 2100 - SuppSvcsStudnts (continued)							
11000- 2100- 53711- 0000- 001118- 0000- 00000	Other Charges	500.00	2,798.00			2,798.00	
11000- 2100- 53711- 1010- 001118- 0000- 00000	Other Charges			2,297.50		2,297.50-	
11000- 2100- 55915- 0000- 001118- 0000- 00000	OthContractSvcs	5,500.00	7,144.00	6,435.29	707.81	.90	
11000- 2100- 55915- 4025- 001118- 0000- 00000	OthContractSvcs	59,880.00	59,880.00			59,880.00	
11000- 2100- 56118- 0000- 001118- 0000- 00000	GenSuppliesMats	15,000.00	15,000.00	41.03	3,448.82	11,510.15	
11000- 2100- 56118- 4025- 001118- 0000- 00000	GenSuppliesMats	2,500.00	2,500.00	1,445.97		1,054.03	
11000- 2100- 57331- 0000- 001118- 0000- 00000	FixedAssets>\$5k		10,000.00			10,000.00	
Total for Func 2100 and Expense accounts		232,532.00	405,552.00	232,911.90	247,479.88	74,839.78-	
Funds 11000 - Operational, Func 2200 - Suppt Svcs Inst							
11000- 2200- 56113- 0000- 001118- 0000- 00000	Software		2,938.00			2,938.00	
Total for Func 2200 and Expense accounts		.00	2,938.00	.00	.00	2,938.00	
Funds 11000 - Operational, Func 2300 - SupptSvcs-Admin							
11000- 2300- 51100- 0000- 001118- 1111- 00000	SalariesExpense,Superinte	118,952.00	128,001.00	49,230.80	78,769.28	.92	
11000- 2300- 52111- 0000- 001118- 1111- 00000	EducRetirement		21,953.00	8,443.10	13,508.96	.94	
11000- 2300- 52111- 0000- 001118- 2000- 00000	EducRetirement	20,401.00	20,401.00			20,401.00	
11000- 2300- 52112- 0000- 001118- 1111- 00000	ERARetireeHlth			984.60	1,575.36	2,559.96-	
11000- 2300- 52112- 0000- 001118- 2000- 00000	ERARetireeHlth	2,380.00	2,380.00			2,380.00	
11000- 2300- 52210- 0000- 001118- 1111- 00000	FICA Payments			2,777.03	4,430.81	7,207.84-	
11000- 2300- 52210- 0000- 001118- 2000- 00000	FICA Payments	7,376.00	7,376.00			7,376.00	
11000- 2300- 52220- 0000- 001118- 1111- 00000	MedicarePaymnts			649.43	1,036.19	1,685.62-	
11000- 2300- 52220- 0000- 001118- 2000- 00000	MedicarePaymnts	1,725.00	1,725.00			1,725.00	
11000- 2300- 52311- 0000- 001118- 1111- 00000	Hth&MedPremiums			5,900.85	9,723.37	15,624.22-	
11000- 2300- 52311- 0000- 001118- 2000- 00000	Hth&MedPremiums	14,845.00	14,845.00			14,845.00	
11000- 2300- 52312- 0000- 001118- 1111- 00000	Life			23.67	39.45	63.12-	
11000- 2300- 52312- 0000- 001118- 2000- 00000	Life	57.00	57.00			57.00	
11000- 2300- 52313- 0000- 001118- 1111- 00000	Dental			230.94	384.90	615.84-	
11000- 2300- 52313- 0000- 001118- 2000- 00000	Dental	616.00	616.00			616.00	
11000- 2300- 52314- 0000- 001118- 1111- 00000	Vision			38.16	63.60	101.76-	
11000- 2300- 52314- 0000- 001118- 2000- 00000	Vision	102.00	102.00			102.00	
11000- 2300- 52500- 0000- 001118- 1111- 00000	UnemploymntComp			34.35	65.00	99.35-	
11000- 2300- 52500- 0000- 001118- 2000- 00000	UnemploymntComp	90.00	90.00			90.00	
11000- 2300- 52710- 0000- 001118- 1111- 00000	WorkersCompPrem				2,118.00	2,118.00-	
11000- 2300- 52710- 0000- 001118- 2000- 00000	WorkersCompPrem	2,118.00	2,118.00			2,118.00	
11000- 2300- 52720- 0000- 001118- 1111- 00000	WorkrsCompERFee			4.60	4.60	9.20-	
11000- 2300- 52720- 0000- 001118- 2000- 00000	WorkrsCompERFee	10.00	10.00			10.00	
11000- 2300- 53411- 0000- 001118- 0000- 00000	Auditing	15,000.00	15,000.00	786.50	22,043.50	7,830.00-	

Selection Grouped by Account Type, Filtered by User Permissions, (Org = 130, Online/Offline = N, Period = 8, UnPosted JEs? = N, Assets and Liabilities? = N, Restricted Accts? = Y, Obj Digits = 0, Page Break Lvl =)

Balances through 02/28/2023						Fiscal Year 2022/23	
Funds- Func- Obj ct - Pr gm- Locat n- JbCl - Opt nl	Description	Adopted Budget	Revised Budget	Encumbered	Expenditure	Account Balance	
Funds 11000 - Operational, Func 2300 - SupptSvcs-Admin (continued)							
11000- 2300- 53413- 0000- 001118- 0000- 00000	Legal	32,363.00	32,363.00	22,130.25	16,165.63	5,932.88-	
11000- 2300- 53711- 0000- 001118- 0000- 00000	Other Charges	500.00	500.00			500.00	
11000- 2300- 55812- 0000- 001118- 0000- 00000	Board Training	2,500.00	2,500.00		2,000.00	500.00	
11000- 2300- 56118- 0000- 001118- 0000- 00000	GenSuppliesMats			120.00		120.00-	
Total for Func 2300 and Expense accounts		219,035.00	250,037.00	91,354.28	151,928.65	6,754.07	
Funds 11000 - Operational, Func 2400 - SupSvcsSchAdmin							
11000- 2400- 51100- 0000- 001118- 1112- 00000	SalariesExpense,Principal	74,984.00	74,984.00	35,961.64	49,038.60	10,016.24-	
11000- 2400- 51100- 0000- 001118- 1217- 00000	SalariesExpense,SecClerTe	93,258.00	93,258.00	37,861.45	43,727.23	11,669.32	
11000- 2400- 51200- 0000- 001118- 1217- 00000	OvertimeExpense,SecClerTe	4,000.00	4,000.00		2,218.42	1,781.58	
11000- 2400- 51300- 0000- 001118- 1112- 00000	AddtnlCompenstn,Principal				200.00	200.00-	
11000- 2400- 51300- 0000- 001118- 1217- 00000	AddtnlCompenstn,SecClerTe			3,916.66	8,574.43	12,491.09-	
11000- 2400- 52111- 0000- 001118- 1112- 00000	EducRetirement			6,167.37	8,410.05	14,577.42-	
11000- 2400- 52111- 0000- 001118- 1217- 00000	EducRetirement			7,164.96	9,233.11	16,398.07-	
11000- 2400- 52111- 0000- 001118- 2000- 00000	EducRetirement	29,541.00	29,541.00			29,541.00	
11000- 2400- 52112- 0000- 001118- 1112- 00000	ERARetireeHlth			719.18	980.70	1,699.88-	
11000- 2400- 52112- 0000- 001118- 1217- 00000	ERARetireeHlth			835.56	1,076.73	1,912.29-	
11000- 2400- 52112- 0000- 001118- 2000- 00000	ERARetireeHlth	3,447.00	3,447.00			3,447.00	
11000- 2400- 52210- 0000- 001118- 1112- 00000	FICA Payments			2,075.47	2,839.77	4,915.24-	
11000- 2400- 52210- 0000- 001118- 1217- 00000	FICA Payments			2,590.38	3,380.29	5,970.67-	
11000- 2400- 52210- 0000- 001118- 2000- 00000	FICA Payments	10,681.00	10,681.00			10,681.00	
11000- 2400- 52220- 0000- 001118- 1112- 00000	MedicarePaymnts			485.39	664.13	1,149.52-	
11000- 2400- 52220- 0000- 001118- 1217- 00000	MedicarePaymnts			605.78	790.57	1,396.35-	
11000- 2400- 52220- 0000- 001118- 2000- 00000	MedicarePaymnts	2,499.00	2,499.00			2,499.00	
11000- 2400- 52311- 0000- 001118- 1112- 00000	Hth&MedPremiums			2,581.20	3,584.44	6,165.64-	
11000- 2400- 52311- 0000- 001118- 2000- 00000	Hth&MedPremiums	13,937.00	13,937.00			13,937.00	
11000- 2400- 52312- 0000- 001118- 1112- 00000	Life			26.30	36.82	63.12-	
11000- 2400- 52312- 0000- 001118- 1217- 00000	Life			52.60	71.01	123.61-	
11000- 2400- 52312- 0000- 001118- 2000- 00000	Life	228.00	228.00			228.00	
11000- 2400- 52313- 0000- 001118- 1112- 00000	Dental			85.80	120.12	205.92-	
11000- 2400- 52313- 0000- 001118- 2000- 00000	Dental	516.00	516.00			516.00	
11000- 2400- 52314- 0000- 001118- 1112- 00000	Vision			18.80	26.32	45.12-	
11000- 2400- 52314- 0000- 001118- 2000- 00000	Vision	92.00	92.00			92.00	
11000- 2400- 52315- 0000- 001118- 1112- 00000	Disability			123.25	151.23	274.48-	
11000- 2400- 52315- 0000- 001118- 2000- 00000	Disability	315.00	315.00			315.00	
11000- 2400- 52500- 0000- 001118- 1112- 00000	UnemploymntComp				43.16	43.16-	
11000- 2400- 52500- 0000- 001118- 1217- 00000	UnemploymntComp			123.32	106.62	229.94-	

Selection Grouped by Account Type, Filtered by User Permissions, (Org = 130, Online/Offline = N, Period = 8, UnPosted JEs? = N, Assets and Liabilities? = N, Restricted Accts? = Y, Obj Digits = 0, Page Break Lvl =)

Balances through 02/28/2023						Fiscal Year 2022/23
Funds- Func- Obj ct - Pr gm- Locat n- JbCl - Opt nl	Description	Adopted Budget	Revised Budget	Encumbered	Expenditure	Account Balance
Funds 11000 - Operational, Func 2400 - SupSvcsSchAdmin (continued)						
11000-2400-52500-0000-001118-2000-00000	UnemploymntComp	360.00	360.00			360.00
11000-2400-52710-0000-001118-1112-00000	WorkersCompPrem				1,335.00	1,335.00-
11000-2400-52710-0000-001118-1217-00000	WorkersCompPrem				1,661.00	1,661.00-
11000-2400-52710-0000-001118-2000-00000	WorkersCompPrem	2,996.00	2,996.00			2,996.00
11000-2400-52720-0000-001118-1112-00000	WorkrsCompERFee			4.60	4.60	9.20-
11000-2400-52720-0000-001118-1217-00000	WorkrsCompERFee			9.20	9.20	18.40-
11000-2400-52720-0000-001118-2000-00000	WorkrsCompERFee	40.00	40.00			40.00
11000-2400-53330-0000-001118-0000-00000	ProfessDevelop	500.00	500.00	225.00	1,200.00	925.00-
11000-2400-53711-0000-001118-0000-00000	Other Charges	4,631.00	4,631.00		2,999.43	1,631.57
11000-2400-54620-0000-001118-0000-00000	RentlEquipVehcl			2,808.00	193.86	3,001.86-
11000-2400-54630-0000-001118-0000-00000	RentalCompEqpmt	11,000.00	11,000.00	5,445.56	6,555.53	1,001.09-
11000-2400-55915-0000-001118-0000-00000	OthContractSvcs	8,394.00	8,394.00	4,102.82	8,101.18	3,810.00-
11000-2400-56113-0000-001118-0000-00000	Software			75.79	104.09	179.88-
11000-2400-56118-0000-001118-0000-00000	GenSuppliesMats	20,600.00	20,600.00	1,568.04	3,742.43	15,289.53
Total for Func 2400 and Expense accounts		282,019.00	282,019.00	115,634.12	161,180.07	5,204.81
Funds 11000 - Operational, Func 2500 - Central Svcs						
11000-2500-51300-0000-001118-1220-00000	AddtnlCompenstrn,BusOffice				583.33	583.33-
11000-2500-52111-0000-001118-1220-00000	EducRetirement				100.04	100.04-
11000-2500-52112-0000-001118-1220-00000	ERARetireeHlth				11.67	11.67-
11000-2500-52210-0000-001118-1220-00000	FICA Payments				36.17	36.17-
11000-2500-52220-0000-001118-1220-00000	MedicarePaymnts				8.46	8.46-
11000-2500-52500-0000-001118-1220-00000	UnemploymntComp				1.92	1.92-
11000-2500-53414-0000-001118-0000-00000	OthProfTechSvcs	237,156.00	237,156.00	76,231.25	113,544.08	47,380.67
11000-2500-53711-0000-001118-0000-00000	Other Charges	7,000.00	7,000.00	320.00	1,640.00	5,040.00
11000-2500-54320-0000-001118-0000-00000	Tech-R&M			25,518.16	33,219.00	58,737.16-
11000-2500-55400-0000-001118-0000-00000	Advertising	700.00	700.00	4,621.00	500.00	4,421.00-
11000-2500-55915-0000-001118-0000-00000	OthContractSvcs	3,500.00	3,500.00			3,500.00
11000-2500-56113-0000-001118-0000-00000	Software	18,020.00	18,020.00		18,102.00	82.00-
11000-2500-56118-0000-001118-0000-00000	GenSuppliesMats	500.00	500.00	1,297.10	7,270.62	8,067.72-
Total for Func 2500 and Expense accounts		266,876.00	266,876.00	107,987.51	175,017.29	16,128.80-
Funds 11000 - Operational, Func 2600 - Op&MaintofPlant						
11000-2600-51100-0000-001118-1615-00000	SalariesExpense,Custodial	59,296.00	97,808.00	38,987.96	53,165.40	5,654.64
11000-2600-51200-0000-001118-1615-00000	OvertimeExpense,Custodial				4,964.88	4,964.88-
11000-2600-51300-0000-001118-1219-00000	AddtnlCompenstrn,Duty Pers				35.00	35.00-
11000-2600-51300-0000-001118-1615-00000	AddtnlCompenstrn,Custodial	3,000.00	3,000.00		9,832.66	6,832.66-
11000-2600-52111-0000-001118-1219-00000	EducRetirement				6.00	6.00-
Selection Grouped by Account Type, Filtered by User Permissions, (Org = 130, Online/Offline = N, Period = 8, UnPosted JEs? = N, Assets and Liabilities? = N, Restricted Accts? = Y, Obj Digits = 0, Page Break Lvl =)						SCHOOLABILITY

Balances through 02/28/2023						Fiscal Year 2022/23
Funds- Func- Obj ct - Pr gm- Locat n- JbCl - Opt nl	Description	Adopted Budget	Revised Budget	Encumbered	Expenditure	Account Balance
Funds 11000 - Operational, Func 2600 - Op&MaintofPlant (continued)						
11000-2600-52111-0000-001118-1615-00000	EducRetirement			6,686.46	11,655.70	18,342.16-
11000-2600-52111-0000-001118-2000-00000	EducRetirement	10,686.00	10,686.00			10,686.00
11000-2600-52112-0000-001118-1219-00000	ERARetireeHlth				.70	.70-
11000-2600-52112-0000-001118-1615-00000	ERARetireeHlth			779.79	1,359.26	2,139.05-
11000-2600-52112-0000-001118-2000-00000	ERARetireeHlth	1,247.00	1,247.00			1,247.00
11000-2600-52210-0000-001118-1219-00000	FICA Payments				2.17	2.17-
11000-2600-52210-0000-001118-1615-00000	FICA Payments			2,326.76	4,090.08	6,416.84-
11000-2600-52210-0000-001118-2000-00000	FICA Payments	3,864.00	3,864.00			3,864.00
11000-2600-52220-0000-001118-1219-00000	MedicarePaymnts				.51	.51-
11000-2600-52220-0000-001118-1615-00000	MedicarePaymnts			544.20	956.61	1,500.81-
11000-2600-52220-0000-001118-2000-00000	MedicarePaymnts	905.00	905.00			905.00
11000-2600-52311-0000-001118-1615-00000	Hth&MedPremiums			2,087.30	2,931.40	5,018.70-
11000-2600-52311-0000-001118-2000-00000	Hth&MedPremiums	4,726.00	4,726.00			4,726.00
11000-2600-52312-0000-001118-1615-00000	Life			78.90	110.46	189.36-
11000-2600-52312-0000-001118-2000-00000	Life	171.00	171.00			171.00
11000-2600-52313-0000-001118-1615-00000	Dental			85.80	121.56	207.36-
11000-2600-52313-0000-001118-2000-00000	Dental	206.00	206.00			206.00
11000-2600-52314-0000-001118-1615-00000	Vision			18.80	26.62	45.42-
11000-2600-52314-0000-001118-2000-00000	Vision	46.00	46.00			46.00
11000-2600-52500-0000-001118-1219-00000	UnemploymntComp				.12	.12-
11000-2600-52500-0000-001118-1615-00000	UnemploymntComp			128.59	159.53	288.12-
11000-2600-52500-0000-001118-2000-00000	UnemploymntComp	270.00	270.00			270.00
11000-2600-52710-0000-001118-1615-00000	WorkersCompPrem				1,058.00	1,058.00-
11000-2600-52710-0000-001118-2000-00000	WorkersCompPrem	1,058.00	1,058.00			1,058.00
11000-2600-52720-0000-001118-1615-00000	WorkrsCompERFee			13.80	13.80	27.60-
11000-2600-52720-0000-001118-2000-00000	WorkrsCompERFee	30.00	30.00			30.00
11000-2600-53400-0000-001118-0000-00000	OtherProfSvcs			975.94		975.94-
11000-2600-53711-0000-001118-0000-00000	Other Charges				445.00	445.00-
11000-2600-54312-0000-001118-0000-00000	MntRepBlgsGrnds	1,000.00	1,000.00	3,210.98	12,728.19	14,939.17-
11000-2600-54411-0000-001118-0000-00000	Electricity	48,000.00	48,000.00	20,943.77	35,264.56	8,208.33-
11000-2600-54412-0000-001118-0000-00000	NatGasBuildings	2,000.00	2,000.00	380.63	1,819.37	200.00-
11000-2600-54415-0000-001118-0000-00000	Water/Sewage	10,000.00	10,000.00	9,305.30	10,660.55	9,965.85-
11000-2600-54416-0000-001118-0000-00000	CommunicatnSvcs	14,500.00	14,500.00	48,130.60	4,818.24	38,448.84-
11000-2600-54610-0000-001118-0000-00000	RentLandBldngs	156,921.00	156,921.00	55,244.07	97,472.71	4,204.22
11000-2600-55200-0000-001118-0000-00000	PropertyLiablns	53,372.00	53,372.00		52,845.00	527.00
11000-2600-55915-0000-001118-0000-00000	OthContractSvcs	73,030.00	73,030.00	27,015.19	48,800.41	2,785.60-

Selection Grouped by Account Type, Filtered by User Permissions, (Org = 130, Online/Offline = N, Period = 8, UnPosted JE? = N, Assets and Liabilities? = N, Restricted Accts? = Y, Obj Digits = 0, Page Break Lvl =)

Balances through 02/28/2023						Fiscal Year 2022/23
Funds- Func- Obj ct - Pr gm- Locat n- JbCl - Opt nl	Description	Adopted Budget	Revised Budget	Encumbered	Expenditure	Account Balance
Funds 11000 - Operational, Func 2600 - Op&MaintofPlant (continued)						
11000- 2600- 56118- 0000- 001118- 0000- 00000	GenSuppliesMats	20,000.00	20,000.00	6,197.48	14,243.96	441.44-
11000- 2600- 56119- 0000- 001118- 0000- 00000	SupAst<5K	35,000.00	35,000.00	1,084.91	2,091.67	31,823.42
11000- 2600- 56216- 0000- 001118- 0000- 00000	MaintSuppsParts	2,000.00	2,000.00			2,000.00
Total for Func 2600 and Expense accounts		501,328.00	539,840.00	224,227.23	371,680.12	56,067.35-
Funds 11000 - Operational, Func 3100 - FoodSvcsOpertns						
11000- 3100- 57331- 0000- 001118- 0000- 00000	FixedAssets>\$5k		6,069.00		6,068.98	.02
Total for Func 3100 and Expense accounts		.00	6,069.00	.00	6,068.98	.02
Total for Funds 11000		5,108,025.00	5,108,315.00	1,964,560.53	2,985,733.98	158,020.49
Funds 21000 - Food Svcs, Func 3100 - FoodSvcsOpertns						
21000- 3100- 51100- 0000- 001118- 1217- 00000	SalariesExpense,SecClerTe	21,424.00	21,424.00	14,007.92	17,715.82	10,299.74-
21000- 3100- 51200- 0000- 001118- 1217- 00000	OvertimeExpense,SecClerTe				278.09	278.09-
21000- 3100- 51300- 0000- 001118- 1217- 00000	AddtnlCompenstn,SecClerTe	2,665.00	2,665.00		1,025.11	1,639.89
21000- 3100- 52111- 0000- 001118- 1217- 00000	EducRetirement			2,402.35	3,090.30	5,492.65-
21000- 3100- 52111- 0000- 001118- 2000- 00000	EducRetirement	4,133.00	4,133.00			4,133.00
21000- 3100- 52112- 0000- 001118- 1217- 00000	ERARetireeHlth			280.21	360.37	640.58-
21000- 3100- 52112- 0000- 001118- 2000- 00000	ERARetireeHlth	483.00	483.00			483.00
21000- 3100- 52210- 0000- 001118- 1217- 00000	FICA Payments			868.49	1,179.22	2,047.71-
21000- 3100- 52210- 0000- 001118- 2000- 00000	FICA Payments	1,495.00	1,495.00			1,495.00
21000- 3100- 52220- 0000- 001118- 1217- 00000	MedicarePaymnts			203.11	275.71	478.82-
21000- 3100- 52220- 0000- 001118- 2000- 00000	MedicarePaymnts	350.00	350.00			350.00
21000- 3100- 52312- 0000- 001118- 1217- 00000	Life			41.37	45.96	87.33-
21000- 3100- 52312- 0000- 001118- 2000- 00000	Life	57.00	57.00			57.00
21000- 3100- 52500- 0000- 001118- 1217- 00000	UnemploymntComp			46.26	62.75	109.01-
21000- 3100- 52500- 0000- 001118- 2000- 00000	UnemploymntComp	90.00	90.00			90.00
21000- 3100- 52710- 0000- 001118- 1217- 00000	WorkersCompPrem				382.00	382.00-
21000- 3100- 52710- 0000- 001118- 2000- 00000	WorkersCompPrem	382.00	382.00			382.00
21000- 3100- 52720- 0000- 001118- 1217- 00000	WorkrsCompERFee			6.92	6.90	13.82-
21000- 3100- 52720- 0000- 001118- 2000- 00000	WorkrsCompERFee	10.00	10.00			10.00
21000- 3100- 53330- 0000- 001118- 0000- 00000	ProfessDevelop	200.00	200.00			200.00
21000- 3100- 53711- 0000- 001118- 0000- 00000	Other Charges				587.43	587.43-
21000- 3100- 54411- 0000- 001118- 0000- 00000	Electricity	6,300.00	6,300.00	2,748.86	4,628.49	1,077.35-
21000- 3100- 54412- 0000- 001118- 0000- 00000	NatGasBuildings	1,000.00	1,000.00	190.32	909.68	100.00-
21000- 3100- 54415- 0000- 001118- 0000- 00000	Water/Sewage	2,200.00	2,200.00	1,501.28	1,476.05	777.33-
21000- 3100- 55915- 0000- 001118- 0000- 00000	OthContractSvcs	200,000.00	200,000.00	16,258.74	239,778.45	56,037.19-
21000- 3100- 56116- 0000- 001118- 0000- 00000	Food			36.40	7,658.50	7,694.90-

Selection Grouped by Account Type, Filtered by User Permissions, (Org = 130, Online/Offline = N, Period = 8, UnPosted JEs? = N, Assets and Liabilities? = N, Restricted Accts? = Y, Obj Digits = 0, Page Break Lvl =)

Balances through 02/28/2023						Fiscal Year 2022/23
Funds- Func- Obj ct - Pr gm- Locat n- Jb Cl - Opt nl	Description	Adopted Budget	Revised Budget	Encumbered	Expenditure	Account Balance
Funds 21000 - Food Svcs, Func 3100 - FoodSvcsOpertns (continued)						
21000- 3100- 56119- 0000- 001118- 0000- 00000	SupAst<5K				24,528.00	24,528.00-
21000- 3100- 57331- 0000- 001118- 0000- 00000	FixedAssets>\$5k	37,246.00	37,246.00			37,246.00
Total for Funds 21000, Func 3100 and Expense accounts		278,035.00	278,035.00	38,592.23	303,988.83	64,546.06-
Funds 23000 - Non-InstrctSupp, Func 1000 - Instruction						
23000- 1000- 56118- 1010- 001118- 0000- 00000	GenSuppliesMats		12,599.00	1,642.17	5,020.82	5,936.01
23000- 1000- 56118- 9000- 001118- 0000- 00000	GenSuppliesMats		9,084.00	40.41	3,630.81	5,412.78
Total for Funds 23000, Func 1000 and Expense accounts		.00	21,683.00	1,682.58	8,651.63	11,348.79
Funds 23001 - Athletic, Func 1000 - Instruction						
23001- 1000- 56118- 9000- 001118- 0000- 00000	GenSuppliesMats				2,010.31	2,010.31-
Total for Funds 23001, Func 1000 and Expense accounts		.00	.00	.00	2,010.31	2,010.31-
Funds 23002 - PreK Classroom, Func 1000 - Instruction						
23002- 1000- 56118- 1010- 001118- 0000- 00000	GenSuppliesMats			6,645.20		6,645.20-
Total for Funds 23002, Func 1000 and Expense accounts		.00	.00	6,645.20	.00	6,645.20-
Funds 23004 - Student Council, Func 1000 - Instruction						
23004- 1000- 53711- 9000- 001118- 0000- 00000	Other Charges				156.24	156.24-
23004- 1000- 56118- 1010- 001118- 0000- 00000	GenSuppliesMats			2.24	197.76	200.00-
Total for Funds 23004, Func 1000 and Expense accounts		.00	.00	2.24	354.00	356.24-
Funds 23010 - Admin Discr, Func 1000 - Instruction						
23010- 1000- 53711- 9000- 001118- 0000- 00000	Other Charges			93.50	1,708.56	1,802.06-
23010- 1000- 56118- 1010- 001118- 0000- 00000	GenSuppliesMats			1,041.96	1,163.98	2,205.94-
Total for Funds 23010, Func 1000 and Expense accounts		.00	.00	1,135.46	2,872.54	4,008.00-
Funds 23102 - GenActivity, Func 1000 - Instruction						
23102- 1000- 53711- 9000- 001118- 0000- 00000	Other Charges			164.06	880.00	1,044.06-
23102- 1000- 55817- 9000- 001118- 0000- 00000	Student Travel			78.00	2,561.00	2,639.00-
23102- 1000- 56116- 9000- 001118- 0000- 00000	Food				10,500.00	10,500.00-
23102- 1000- 56118- 1010- 001118- 0000- 00000	GenSuppliesMats			522.73		522.73-
Total for Funds 23102, Func 1000 and Expense accounts		.00	.00	764.79	13,941.00	14,705.79-
Funds 24101 - Title I - IASA, Func 1000 - Instruction						
24101- 1000- 51100- 1010- 001118- 1411- 00000	SalariesExpense,Teachers	66,278.00	135,018.00	44,038.80	54,194.82	36,784.38
24101- 1000- 51100- 1010- 001118- 1711- 00000	SalariesExpense,InstAsst1	19,267.00				
24101- 1000- 51300- 1010- 001118- 1411- 00000	AddtnlCompenstn,Teachers	8,092.00	2,405.00		2,495.90	90.90-
24101- 1000- 51300- 9000- 001118- 1621- 00000	AddtnlCompenstn,Sum/After				1,200.00	1,200.00-
24101- 1000- 52111- 0000- 001118- 2000- 00000	EducRetirement	27,336.00				
24101- 1000- 52111- 1010- 001118- 1411- 00000	EducRetirement		15,712.00	7,552.56	9,722.36	1,562.92-
Selection Grouped by Account Type, Filtered by User Permissions, (Org = 130, Online/Offline = N, Period = 8, UnPosted JEs? = N, Assets and Liabilities? = N, Restricted Accts? = Y, Objct = 5, Obj Digits = 0, Page Break Lvl =)						

Balances through 02/28/2023						Fiscal Year 2022/23	
Funds- Func- Obj ct - Pr gm- Locat n- JbCl - Opt nl	Description	Adopted Budget	Revised Budget	Encumbered	Expenditure	Account Balance	
Funds 24101 - Title I - IASA, Func 1000 - Instruction (continued)							
24101- 1000- 52111- 9000- 001118- 1621- 00000	EducRetirement				205.80	205.80-	
24101- 1000- 52112- 0000- 001118- 2000- 00000	ERARetireeHlth	3,190.00					
24101- 1000- 52112- 1010- 001118- 1411- 00000	ERARetireeHlth		2,657.00	880.68	1,133.72	642.60	
24101- 1000- 52112- 9000- 001118- 1621- 00000	ERARetireeHlth				23.99	23.99-	
24101- 1000- 52210- 0000- 001118- 2000- 00000	FICA Payments	9,883.00					
24101- 1000- 52210- 1010- 001118- 1411- 00000	FICA Payments		6,101.00	2,730.36	3,506.63	135.99-	
24101- 1000- 52210- 9000- 001118- 1621- 00000	FICA Payments				74.40	74.40-	
24101- 1000- 52220- 0000- 001118- 2000- 00000	MedicarePaymnts	2,313.00					
24101- 1000- 52220- 1010- 001118- 1411- 00000	MedicarePaymnts		1,427.00	638.52	820.07	31.59-	
24101- 1000- 52220- 9000- 001118- 1621- 00000	MedicarePaymnts				17.42	17.42-	
24101- 1000- 52311- 1010- 001118- 1411- 00000	Hth&MedPremiums		7,826.00			7,826.00	
24101- 1000- 52312- 0000- 001118- 2000- 00000	Life	171.00					
24101- 1000- 52312- 1010- 001118- 1411- 00000	Life		196.00	40.48	45.74	109.78	
24101- 1000- 52313- 1010- 001118- 1411- 00000	Dental		640.00			640.00	
24101- 1000- 52314- 1010- 001118- 1411- 00000	Vision		89.00			89.00	
24101- 1000- 52315- 0000- 001118- 2000- 00000	Disability	178.00	41.00			41.00	
24101- 1000- 52315- 1010- 001118- 1411- 00000	Disability		71.00	38.94	43.44	11.38-	
24101- 1000- 52500- 0000- 001118- 2000- 00000	UnemploymntComp	270.00					
24101- 1000- 52500- 1010- 001118- 1411- 00000	UnemploymntComp		52.00	72.14	48.44	68.58-	
24101- 1000- 52500- 9000- 001118- 1621- 00000	UnemploymntComp				3.96	3.96-	
24101- 1000- 52710- 0000- 001118- 2000- 00000	WorkersCompPrem	2,694.00					
24101- 1000- 52710- 1010- 001118- 1411- 00000	WorkersCompPrem				2,351.00	2,351.00-	
24101- 1000- 52710- 1010- 001118- 1711- 00000	WorkersCompPrem				343.00	343.00-	
24101- 1000- 52720- 0000- 001118- 2000- 00000	WorkrsCompERFee	30.00					
24101- 1000- 52720- 1010- 001118- 1411- 00000	WorkrsCompERFee		23.00	6.44	6.44	10.12	
24101- 1000- 52730- 1010- 001118- 1411- 00000	WorkersCompSelf		755.00			755.00	
24101- 1000- 56118- 1010- 001118- 0000- 00000	GenSuppliesMats		3,676.00	4,701.73	1,794.20	2,819.93-	
Total for Func 1000 and Expense accounts		139,702.00	176,689.00	60,700.65	78,031.33	37,957.02	
Funds 24101 - Title I - IASA, Func 2100 - SuppSvcsStudnts							
24101- 2100- 51100- 0000- 001118- 1218- 00000	SalariesExpense,SchlStude	37,493.00	11,593.00		312.12-	11,905.12	
24101- 2100- 51300- 0000- 001118- 1218- 00000	AddtnlCompenstn,SchlStude			5,350.56	5,796.44	11,147.00-	
24101- 2100- 52111- 0000- 001118- 1218- 00000	EducRetirement		1,728.00	917.64	1,070.58	260.22-	
24101- 2100- 52111- 0000- 001118- 2000- 00000	EducRetirement	6,431.00					
24101- 2100- 52112- 0000- 001118- 1218- 00000	ERARetireeHlth		290.00	107.04	124.88	58.08	
24101- 2100- 52112- 0000- 001118- 2000- 00000	ERARetireeHlth	750.00					
24101- 2100- 52210- 0000- 001118- 1218- 00000	FICA Payments		719.00	331.80	386.99	.21	
Selection Grouped by Account Type, Filtered by User Permissions, (Org = 130, Online/Offline = N, Period = 8, UnPosted JEs? = N, Assets and Liabilities? = N, Restricted Accts? = Y, Objc Digits = 0, Page Break Lvl =)							

Balances through 02/28/2023						Fiscal Year 2022/23
Funds- Func- Obj ct - Pr gm- Locat n- Jb Cl - Opt nl	Description	Adopted Budget	Revised Budget	Encumbered	Expenditure	Account Balance
Funds 24101 - Title I - IASA, Func 2100 - SuppSvcsStudnts (continued)						
24101- 2100- 52210- 0000- 001118- 2000- 00000	FICA Payments	2,325.00				
24101- 2100- 52220- 0000- 001118- 1218- 00000	MedicarePaymnts		169.00	77.64	90.57	.79
24101- 2100- 52220- 0000- 001118- 2000- 00000	MedicarePaymnts	544.00				
24101- 2100- 52312- 0000- 001118- 2000- 00000	Life	57.00				
24101- 2100- 52500- 0000- 001118- 1218- 00000	UnemploymntComp			17.64	14.65	32.29-
24101- 2100- 52500- 0000- 001118- 2000- 00000	UnemploymntComp	90.00				
24101- 2100- 52710- 0000- 001118- 1218- 00000	WorkersCompPrem				668.00	668.00-
24101- 2100- 52710- 0000- 001118- 2000- 00000	WorkersCompPrem	668.00				
24101- 2100- 52720- 0000- 001118- 2000- 00000	WorkrsCompERFee	10.00				
24101- 2100- 53711- 0000- 001118- 0000- 00000	Other Charges	3,262.00	144.00			144.00
Total for Func 2100 and Expense accounts		51,630.00	14,643.00	6,802.32	7,839.99	.69
Total for Funds 24101		191,332.00	191,332.00	67,502.97	85,871.32	37,957.71
Funds 24106 - IDEABEntitlemnt, Func 1000 - Instruction						
24106- 1000- 51100- 2000- 001118- 1712- 00000	SalariesExpense,InstAsstS	31,987.00	37,051.00	11,832.18	20,524.43	4,694.39
24106- 1000- 51200- 2000- 001118- 1712- 00000	OvertimeExpense,InstAsstS	3,000.00	3,000.00			3,000.00
24106- 1000- 51300- 2000- 001118- 1712- 00000	AddtnlCompenstrn,InstAsstS	6,554.00	525.00		55.68	469.32
24106- 1000- 52111- 0000- 001118- 2000- 00000	EducRetirement	7,127.00				
24106- 1000- 52111- 2000- 001118- 1712- 00000	EducRetirement		6,364.00	2,029.20	3,529.50	805.30
24106- 1000- 52112- 0000- 001118- 2000- 00000	ERARetireeHlth	833.00				
24106- 1000- 52112- 2000- 001118- 1712- 00000	ERARetireeHlth		743.00	236.64	411.59	94.77
24106- 1000- 52210- 0000- 001118- 2000- 00000	FICA Payments	2,578.00				
24106- 1000- 52210- 2000- 001118- 1712- 00000	FICA Payments		2,268.00	732.35	1,234.79	300.86
24106- 1000- 52220- 0000- 001118- 2000- 00000	MedicarePaymnts	605.00				
24106- 1000- 52220- 2000- 001118- 1712- 00000	MedicarePaymnts		531.00	171.27	288.82	70.91
24106- 1000- 52311- 2000- 001118- 1712- 00000	Hth&MedPremiums		551.00		1,405.30	854.30-
24106- 1000- 52312- 0000- 001118- 2000- 00000	Life	114.00				
24106- 1000- 52312- 2000- 001118- 1712- 00000	Life		129.00	28.93	65.75	34.32
24106- 1000- 52313- 0000- 001118- 2000- 00000	Dental	224.00				
24106- 1000- 52313- 2000- 001118- 1712- 00000	Dental		427.00		90.41	336.59
24106- 1000- 52314- 0000- 001118- 2000- 00000	Vision	49.00				
24106- 1000- 52314- 2000- 001118- 1712- 00000	Vision		84.00	37.40	42.65	3.95
24106- 1000- 52500- 0000- 001118- 2000- 00000	UnemploymntComp	180.00				
24106- 1000- 52500- 2000- 001118- 1712- 00000	UnemploymntComp		123.00	39.00	67.91	16.09
24106- 1000- 52710- 0000- 001118- 2000- 00000	WorkersCompPrem	571.00				
24106- 1000- 52710- 2000- 001118- 1712- 00000	WorkersCompPrem		571.00		571.00	

Selection Grouped by Account Type, Filtered by User Permissions, (Org = 130, Online/Offline = N, Period = 8, UnPosted JEs? = N, Assets and Liabilities? = N, Restricted Accts? = Y, Obj Digits = 0, Page Break Lvl =)

Balances through 02/28/2023						Fiscal Year 2022/23
Funds- Func- Obj ct - Pr gm- Locat n- Jb Cl - Opt nl	Description	Adopted Budget	Revised Budget	Encumbered	Expenditure	Account Balance
Funds 24106 - IDEABEntitlemnt, Func 1000 - Instruction (continued)						
24106- 1000- 52720- 0000- 001118- 2000- 00000	WorkrsCompERFee	20.00				
24106- 1000- 52720- 2000- 001118- 1712- 00000	WorkrsCompERFee		14.00	4.60	9.20	.20
24106- 1000- 53711- 2000- 001118- 0000- 00000	Other Charges		1,125.00	982.46	142.54	
24106- 1000- 56113- 2000- 001118- 0000- 00000	Software		6,800.00		6,800.00	
24106- 1000- 56118- 2000- 001118- 0000- 00000	GenSuppliesMats		578.00	577.43		.57
Total for Func 1000 and Expense accounts		53,842.00	60,884.00	16,671.46	35,239.57	8,972.97
Funds 24106 - IDEABEntitlemnt, Func 2100 - SuppSvcsStudnts						
24106- 2100- 53212- 2000- 001118- 0000- 00000	SpeechThrpsCont	39,257.00	32,215.00	31,146.50		1,068.50
Total for Func 2100 and Expense accounts		39,257.00	32,215.00	31,146.50	.00	1,068.50
Total for Funds 24106		93,099.00	93,099.00	47,817.96	35,239.57	10,041.47
Funds 24153 - EngLangAcquistn, Func 1000 - Instruction						
24153- 1000- 51300- 1010- 001118- 1411- 00000	AddtnlCompenstn,Teachers	4,263.00	4,263.00			4,263.00
24153- 1000- 52111- 0000- 001118- 2000- 00000	EducRetirement	631.00	631.00			631.00
24153- 1000- 52112- 0000- 001118- 2000- 00000	ERARetireeHlth	74.00	74.00			74.00
24153- 1000- 52210- 0000- 001118- 2000- 00000	FICA Payments	228.00	228.00			228.00
24153- 1000- 52220- 0000- 001118- 2000- 00000	MedicarePaymnts	54.00	54.00			54.00
24153- 1000- 56118- 1010- 001118- 0000- 00000	GenSuppliesMats	350.00	350.00		1,279.68	929.68-
Total for Funds 24153, Func 1000 and Expense accounts		5,600.00	5,600.00	.00	1,279.68	4,320.32
Funds 24154 - TchPrinTrainRec, Func 1000 - Instruction						
24154- 1000- 51300- 1010- 001118- 1411- 00000	AddtnlCompenstn,Teachers				7.75	7.75-
24154- 1000- 52210- 1010- 001118- 1411- 00000	FICA Payments				.48	.48-
24154- 1000- 52220- 1010- 001118- 1411- 00000	MedicarePaymnts				.11	.11-
24154- 1000- 52500- 1010- 001118- 1411- 00000	UnemploymntComp				.03	.03-
24154- 1000- 53330- 0000- 001118- 0000- 00000	ProfessDevelop	20,869.00	20,869.00	7,538.77	2,240.26	11,089.97
24154- 1000- 53330- 1010- 001118- 0000- 00000	ProfessDevelop			3,788.34	6,320.00	10,108.34-
Total for Funds 24154, Func 1000 and Expense accounts		20,869.00	20,869.00	11,327.11	8,568.63	973.26
Funds 24308 - CRRSA, ESSER II, Func 1000 - Instruction						
24308- 1000- 51100- 1010- 001118- 1411- 00000	SalariesExpense,Teachers		87,101.00	46,658.18	60,777.74	20,334.92-
24308- 1000- 51100- 1010- 001118- 1413- 00000	SalariesExpense,TeachersE		61,217.00	28,253.64	12,288.58	20,674.78
24308- 1000- 51300- 1010- 001118- 1411- 00000	AddtnlCompenstn,Teachers				53.84	53.84-
24308- 1000- 52111- 1010- 001118- 1411- 00000	EducRetirement		17,967.00	8,001.84	10,432.57	467.41-
24308- 1000- 52111- 1010- 001118- 1413- 00000	EducRetirement		10,499.00	4,845.48	5,653.06	.46
24308- 1000- 52112- 1010- 001118- 1411- 00000	ERARetireeHlth		2,096.00	933.12	1,216.58	53.70-
24308- 1000- 52112- 1010- 001118- 1413- 00000	ERARetireeHlth		1,225.00	565.08	659.26	.66
24308- 1000- 52210- 1010- 001118- 1411- 00000	FICA Payments		6,496.00	2,892.72	3,771.49	168.21-
Selection Grouped by Account Type, Filtered by User Permissions, (Org = 130, Online/Offline = N, Period = 8, UnPosted JEs? = N, Assets and Liabilities? = N, Restricted Accts? = Y, Obj Digits = 0, Page Break Lvl =)						SCHOOLABILITY

Balances through 02/28/2023						Fiscal Year 2022/23	
Funds- Func- Obj ct - Pr gm- Locat n- JbCl - Opt nl	Description	Adopted Budget	Revised Budget	Encumbered	Expenditure	Account Balance	
Funds 24308 - CRRSA, ESSER II, Func 1000 - Instruction (continued)							
24308- 1000- 52210- 1010- 001118- 1413- 00000	FICA Payments		3,311.00	1,519.66	1,790.52	.82	
24308- 1000- 52220- 1010- 001118- 1411- 00000	MedicarePaymnts		1,520.00	676.56	882.07	38.63-	
24308- 1000- 52220- 1010- 001118- 1413- 00000	MedicarePaymnts		775.00	355.45	418.79	.76	
24308- 1000- 52311- 1010- 001118- 1413- 00000	Hth&MedPremiums		11,754.00	5,399.79	5,890.69	463.52	
24308- 1000- 52312- 1010- 001118- 1411- 00000	Life		101.00	46.31	56.83	2.14-	
24308- 1000- 52312- 1010- 001118- 1413- 00000	Life		64.00	28.93	34.19	.88	
24308- 1000- 52313- 1010- 001118- 1413- 00000	Dental		393.00	179.63	212.29	1.08	
24308- 1000- 52314- 1010- 001118- 1413- 00000	Vision		77.00	34.65	37.78	4.57	
24308- 1000- 52315- 1010- 001118- 1411- 00000	Disability		98.00	58.41	54.06	14.47-	
24308- 1000- 52500- 1010- 001118- 1411- 00000	UnemploymntComp		240.00	85.21	163.34	8.55-	
24308- 1000- 52500- 1010- 001118- 1413- 00000	UnemploymntComp				31.08	31.08-	
24308- 1000- 52720- 1010- 001118- 1411- 00000	WorkrsCompERFee		18.00	7.36	9.66	.98	
24308- 1000- 52720- 1010- 001118- 1413- 00000	WorkrsCompERFee		3.00	4.60	4.60	6.20-	
24308- 1000- 53300- 0000- 001118- 0000- 00000	ProfDevRollup			2,340.00		2,340.00-	
Total for Func 1000 and Expense accounts			.00	204,955.00	102,886.62	104,439.02	2,370.64-
Funds 24308 - CRRSA, ESSER II, Func 2100 - SuppSvcsStudnts							
24308- 2100- 51100- 4025- 001118- 1211- 00000	SalariesExpense,CoordSubS	77,213.00					
24308- 2100- 51100- 4025- 001118- 1214- 00000	SalariesExpense,Couns-Soc	64,273.00					
24308- 2100- 51100- 4025- 001118- 1218- 00000	SalariesExpense,SchlStude			22,497.37	13,715.97	36,213.34-	
24308- 2100- 51300- 4025- 001118- 1211- 00000	AddtnlCompenstn,CoordSubS	55,000.00	55,000.00			55,000.00	
24308- 2100- 51300- 4025- 001118- 1214- 00000	AddtnlCompenstn,Couns-Soc	58,000.00					
24308- 2100- 51300- 4025- 001118- 1218- 00000	AddtnlCompenstn,SchlStude	62,000.00	225.00			225.00	
24308- 2100- 52111- 0000- 001118- 2000- 00000	EducRetirement	54,279.00	7,148.00			7,148.00	
24308- 2100- 52111- 4025- 001118- 1218- 00000	EducRetirement			3,858.31	2,352.33	6,210.64-	
24308- 2100- 52112- 0000- 001118- 2000- 00000	ERARetireeHlth	6,331.00	6,331.00			6,331.00	
24308- 2100- 52112- 4025- 001118- 1218- 00000	ERARetireeHlth			449.90	274.27	724.17-	
24308- 2100- 52210- 0000- 001118- 2000- 00000	FICA Payments	19,623.00	19,623.00			19,623.00	
24308- 2100- 52210- 4025- 001118- 1218- 00000	FICA Payments			1,285.60	730.23	2,015.83-	
24308- 2100- 52220- 0000- 001118- 2000- 00000	MedicarePaymnts	4,590.00	4,590.00			4,590.00	
24308- 2100- 52220- 4025- 001118- 1218- 00000	MedicarePaymnts			300.66	170.77	471.43-	
24308- 2100- 52311- 0000- 001118- 2000- 00000	Hth&MedPremiums	4,726.00	4,726.00			4,726.00	
24308- 2100- 52311- 4025- 001118- 1218- 00000	Hth&MedPremiums			2,581.20	3,065.29	5,646.49-	
24308- 2100- 52312- 0000- 001118- 2000- 00000	Life	114.00	114.00			114.00	
24308- 2100- 52312- 4025- 001118- 1218- 00000	Life			52.60	28.93	81.53-	
24308- 2100- 52313- 0000- 001118- 2000- 00000	Dental	310.00	310.00			310.00	
24308- 2100- 52313- 4025- 001118- 1218- 00000	Dental			42.90	47.20	90.10-	

Selection Grouped by Account Type, Filtered by User Permissions, (Org = 130, Online/Offline = N, Period = 8, UnPosted JEs? = N, Assets and Liabilities? = N, Restricted Accts? = Y, Objc Digits = 0, Page Break Lvl =)

Balances through 02/28/2023						Fiscal Year 2022/23
Funds- Func- Obj ct - Pr gm- Locat n- Jb Cl - Opt nl	Description	Adopted Budget	Revised Budget	Encumbered	Expenditure	Account Balance
Funds 24308 - CRRSA, ESSER II, Func 2100 - SuppSvcsStudnts (continued)						
24308-2100-52314-0000-001118-2000-00000	Vision	92.00	92.00			92.00
24308-2100-52314-4025-001118-1218-00000	Vision			18.80	20.68	39.48-
24308-2100-52315-0000-001118-2000-00000	Disability	209.00	209.00			209.00
24308-2100-52315-4025-001118-1218-00000	Disability				8.53	8.53-
24308-2100-52500-0000-001118-2000-00000	UnemploymntComp	180.00	180.00			180.00
24308-2100-52500-4025-001118-1218-00000	UnemploymntComp			74.25	45.31	119.56-
24308-2100-52710-0000-001118-2000-00000	WorkersCompPrem	2,520.00	2,520.00			2,520.00
24308-2100-52710-4025-001118-1211-00000	WorkersCompPrem				1,375.00	1,375.00-
24308-2100-52710-4025-001118-1214-00000	WorkersCompPrem				1,145.00	1,145.00-
24308-2100-52720-0000-001118-2000-00000	WorkrsCompERFee	20.00	20.00			20.00
24308-2100-52720-4025-001118-1218-00000	WorkrsCompERFee			9.20	4.60	13.80-
24308-2100-53330-0000-001118-0000-00000	ProfessDevelop				139.00	139.00-
24308-2100-53414-0000-001118-0000-00000	OthProfTechSvcs			10,260.00	5,649.00	15,909.00-
24308-2100-53711-0000-001118-0000-00000	Other Charges				120.00	120.00-
Total for Func 2100 and Expense accounts		409,480.00	101,088.00	41,430.79	28,892.11	30,765.10
Funds 24308 - CRRSA, ESSER II, Func 2400 - SupSvcsSchAdmin						
24308-2400-53330-0000-001118-0000-00000	ProfessDevelop			370.00	875.00	1,245.00-
24308-2400-56118-0000-001118-0000-00000	GenSuppliesMats			1,289.89	3,758.75	5,048.64-
Total for Func 2400 and Expense accounts		.00	.00	1,659.89	4,633.75	6,293.64-
Funds 24308 - CRRSA, ESSER II, Func 2600 - Op&MaintofPlant						
24308-2600-54416-0000-001118-0000-00000	CommunicatnSvcs			2,628.56	7,371.44	10,000.00-
24308-2600-55915-0000-001118-0000-00000	OthContractSvcs			18,003.17	3,926.72	21,929.89-
24308-2600-56118-0000-001118-0000-00000	GenSuppliesMats				2,000.00	2,000.00-
24308-2600-56119-0000-001118-0000-00000	SupAst<5K	6,699.00	6,699.00			6,699.00
Total for Func 2600 and Expense accounts		6,699.00	6,699.00	20,631.73	13,298.16	27,230.89-
Total for Funds 24308		416,179.00	312,742.00	166,609.03	151,263.04	5,130.07-
Funds 24330 - ESSER III, Func 1000 - Instruction						
24330-1000-51100-1010-001118-1411-00000	SalariesExpense,Teachers			36,471.17	36,000.18	72,471.35-
24330-1000-51100-1010-001118-1413-00000	SalariesExpense,TeachersE				20,674.00	20,674.00-
24330-1000-51100-2000-001118-1712-00000	SalariesExpense,InstAsstS			10,861.74	7,692.68	18,554.42-
24330-1000-51200-2000-001118-1712-00000	OvertimeExpense,InstAsstS				33.00	33.00-
24330-1000-51300-1010-001118-1411-00000	AddtnlCompenstn,Teachers				1,035.65	1,035.65-
24330-1000-52111-1010-001118-1411-00000	EducRetirement			6,254.77	6,351.64	12,606.41-
24330-1000-52111-2000-001118-1712-00000	EducRetirement		650,159.00	1,862.76	1,324.95	646,971.29
24330-1000-52112-1010-001118-1411-00000	ERARetireeHlth		1,271.00	729.41	740.71	199.12-

Selection Grouped by Account Type, Filtered by User Permissions, (Org = 130, Online/Offline = N, Period = 8, UnPosted JEs? = N, Assets and Liabilities? = N, Restricted Accts? = Y, Obj Digits = 0, Page Break Lvl =)



Balances through 02/28/2023						Fiscal Year 2022/23
Funds- Func- Obj ct - Pr gm- Locat n- JbCl - Opt nl	Description	Adopted Budget	Revised Budget	Encumbered	Expenditure	Account Balance
Funds 24330 - ESSER III, Func 1000 - Instruction (continued)						
24330- 1000- 52112- 2000- 001118- 1712- 00000	ERARetireeHlth		111,324.00	217.20	154.50	110,952.30
24330- 1000- 52210- 1010- 001118- 1411- 00000	FICA Payments		3,748.00	2,161.49	2,205.59	619.08-
24330- 1000- 52210- 2000- 001118- 1712- 00000	FICA Payments		14,117.00	673.44	479.01	12,964.55
24330- 1000- 52220- 1010- 001118- 1411- 00000	MedicarePaymnts		877.00	505.54	515.83	144.37-
24330- 1000- 52220- 2000- 001118- 1712- 00000	MedicarePaymnts		40,384.00	157.44	112.00	40,114.56
24330- 1000- 52311- 1010- 001118- 1411- 00000	Hth&MedPremiums		4,384.00	2,296.03	2,087.30	.67
24330- 1000- 52311- 2000- 001118- 1712- 00000	Hth&MedPremiums				2,237.04	2,237.04-
24330- 1000- 52312- 1010- 001118- 1411- 00000	Life		9,441.00	28.93	31.56	9,380.51
24330- 1000- 52312- 2000- 001118- 1712- 00000	Life		53.00	28.93	26.30	2.23-
24330- 1000- 52313- 1010- 001118- 1411- 00000	Dental		120,181.00	94.38	85.80	120,000.82
24330- 1000- 52314- 1010- 001118- 1411- 00000	Vision		240.00	20.68	18.80	200.52
24330- 1000- 52500- 1010- 001118- 1411- 00000	UnemploymntComp		156.00	66.11	122.22	32.33-
24330- 1000- 52500- 2000- 001118- 1712- 00000	UnemploymntComp		663.00	35.88	25.52	601.60
24330- 1000- 52720- 1010- 001118- 1411- 00000	WorkrsCompERFee		503.00	6.90	4.60	491.50
24330- 1000- 52720- 2000- 001118- 1712- 00000	WorkrsCompERFee			4.60	2.30	6.90-
24330- 1000- 53330- 1010- 001118- 0000- 00000	ProfessDevelop			13,037.50		13,037.50-
24330- 1000- 53414- 1010- 001118- 0000- 00000	OthProfTech Svcs		72,530.00	20,646.94	353.06	51,530.00
24330- 1000- 55819- 0000- 001118- 0000- 00000	EmpTravTeachers			244.24		244.24-
24330- 1000- 55915- 1010- 001118- 0000- 00000	OthContract Svcs		19,164.00	32,727.30	27,272.70	40,836.00-
24330- 1000- 56113- 1010- 001118- 0000- 00000	Software		1,135.00		4,285.00	3,150.00-
24330- 1000- 56118- 1010- 001118- 0000- 00000	GenSuppliesMats			1,199.86		1,199.86-
24330- 1000- 56119- 0000- 001118- 0000- 00000	SupAst<5K			1,374.00		1,374.00-
Total for Func 1000 and Expense accounts		.00	1,050,330.00	131,707.24	113,871.94	804,750.82
Funds 24330 - ESSER III, Func 2100 - SuppSvcsStudnts						
24330- 2100- 53330- 0000- 001118- 0000- 00000	ProfessDevelop			4,000.00		4,000.00-
24330- 2100- 56119- 0000- 001118- 0000- 00000	SupAst<5K				39,700.00	39,700.00-
Total for Func 2100 and Expense accounts		.00	.00	4,000.00	39,700.00	43,700.00-
Funds 24330 - ESSER III, Func 2200 - Suppt Svcs Inst						
24330- 2200- 56113- 0000- 001118- 0000- 00000	Software		13,133.00		13,132.05	.95
Total for Func 2200 and Expense accounts		.00	13,133.00	.00	13,132.05	.95
Funds 24330 - ESSER III, Func 2600 - Op&MaintofPlant						
24330- 2600- 51100- 0000- 001118- 1615- 00000	SalariesExpense,Custodial			7,774.14	10,601.10	18,375.24-
24330- 2600- 51300- 0000- 001118- 1615- 00000	AddtnlCompenstn,Custodial				557.82	557.82-
24330- 2600- 52111- 0000- 001118- 1615- 00000	EducRetirement				1,913.80	1,913.80-
24330- 2600- 52112- 0000- 001118- 1615- 00000	ERARetireeHlth				223.11	223.11-

Selection Grouped by Account Type, Filtered by User Permissions, (Org = 130, Online/Offline = N, Period = 8, UnPosted JEs? = N, Assets and Liabilities? = N, Restricted Accts? = Y, Objct = 5, Obj Digits = 0, Page Break Lvl =)

Balances through 02/28/2023						Fiscal Year 2022/23
Funds- Func- Obj ct - Pr gm- Locat n- JbCl - Opt nl	Description	Adopted Budget	Revised Budget	Encumbered	Expenditure	Account Balance
Funds 24330 - ESSER III, Func 2600 - Op&MaintofPlant (continued)						
24330-2600-52210-0000-001118-1615-00000	FICA Payments				691.88	691.88-
24330-2600-52220-0000-001118-1615-00000	MedicarePaymnts				161.83	161.83-
24330-2600-52312-0000-001118-1615-00000	Life				36.82	36.82-
24330-2600-52500-0000-001118-1615-00000	UnemploymntComp				36.79	36.79-
24330-2600-52720-0000-001118-1615-00000	WorkrsCompERFee				4.60	4.60-
24330-2600-55915-0000-001118-0000-00000	OthContractSvcs			5,900.84		5,900.84-
Total for Func 2600 and Expense accounts		.00	.00	13,674.98	14,227.75	27,902.73-
Total for Funds 24330		.00	1,063,463.00	149,382.22	180,931.74	733,149.04
Funds 25153 - TitleXIX-3/21Yr, Func 2100 - SuppSvcsStudnts						
25153-2100-55915-0000-001118-0000-00000	OthContractSvcs				785.32	785.32-
25153-2100-55915-2000-001118-0000-00000	OthContractSvcs	44,899.00	44,899.00	73,138.32	6,034.01	34,273.33-
Total for Funds 25153, Func 2100 and Expense accounts		44,899.00	44,899.00	73,138.32	6,819.33	35,058.65-
Funds 25171 - Child&AdultFood, Func 3100 - FoodSvcsOpertns						
25171-3100-51100-0000-001118-1217-00000	SalariesExpense,SecClerTe		10,266.00	4,669.25	5,905.26	308.51-
25171-3100-51200-0000-001118-1217-00000	OvertimeExpense,SecClerTe				92.74	92.74-
25171-3100-51300-0000-001118-1217-00000	AddtnlCompenstn,SecClerTe				8.37	8.37-
25171-3100-52111-0000-001118-1217-00000	EducRetirement			800.82	1,030.12	1,830.94-
25171-3100-52112-0000-001118-1217-00000	ERARetireeHlth			93.33	120.15	213.48-
25171-3100-52210-0000-001118-1217-00000	FICA Payments			289.53	372.36	661.89-
25171-3100-52220-0000-001118-1217-00000	MedicarePaymnts			67.78	87.18	154.96-
25171-3100-52312-0000-001118-1217-00000	Life			13.86	17.16	31.02-
25171-3100-52500-0000-001118-1217-00000	UnemploymntComp			15.42	19.83	35.25-
25171-3100-52720-0000-001118-1217-00000	WorkrsCompERFee			2.28	2.30	4.58-
25171-3100-55915-0000-001118-0000-00000	OthContractSvcs		198,000.00	133,441.98	38,920.83	25,637.19
25171-3100-56116-0000-001118-0000-00000	Food				2,552.83	2,552.83-
25171-3100-57331-0000-001118-0000-00000	FixedAssets>\$5k		6,069.00			6,069.00
Total for Funds 25171, Func 3100 and Expense accounts		.00	214,335.00	139,394.25	49,129.13	25,811.62
Funds 25205 - GearUpNMInit, Func 1000 - Instruction						
25205-1000-51100-1010-001118-1411-00000	SalariesExpense,Teachers		12,840.00	6,555.60	7,603.79	1,319.39-
25205-1000-51300-1010-001118-1411-00000	AddtnlCompenstn,Teachers		2,700.00			2,700.00
25205-1000-51300-9000-001118-1621-00000	AddtnlCompenstn,Sum/After				150.00	150.00-
25205-1000-52111-1010-001118-1411-00000	EducRetirement		2,665.00	1,124.28	1,304.05	236.67
25205-1000-52111-9000-001118-1621-00000	EducRetirement				25.73	25.73-
25205-1000-52112-1010-001118-1411-00000	ERARetireeHlth		311.00	131.04	151.99	27.97
25205-1000-52112-9000-001118-1621-00000	ERARetireeHlth				3.00	3.00-
Selection Grouped by Account Type, Filtered by User Permissions, (Org = 130, Online/Offline = N, Period = 8, UnPosted JEs? = N, Assets and Liabilities? = N, Restricted Accts? = Y, Obj Digits = 0, Page Break Lvl =)						SCHOOLABILITY

Balances through 02/28/2023						Fiscal Year 2022/23
Funds- Func- Obj ct - Pr gm- Locat n- JbCl - Opt nl	Description	Adopted Budget	Revised Budget	Encumbered	Expenditure	Account Balance
Funds 25205 - GearUpNMInit, Func 1000 - Instruction (continued)						
25205- 1000- 52210- 1010- 001118- 1411- 00000	FICA Payments		963.00	362.22	423.20	177.58
25205- 1000- 52210- 9000- 001118- 1621- 00000	FICA Payments				9.30	9.30-
25205- 1000- 52220- 1010- 001118- 1411- 00000	MedicarePaymnts		225.00	84.81	99.05	41.14
25205- 1000- 52220- 9000- 001118- 1621- 00000	MedicarePaymnts				2.17	2.17-
25205- 1000- 52311- 1010- 001118- 1411- 00000	Hth&MedPremiums		1,275.00	1,025.97	1,207.23	958.20-
25205- 1000- 52312- 1010- 001118- 1411- 00000	Life			5.72	6.76	12.48-
25205- 1000- 52313- 1010- 001118- 1411- 00000	Dental			35.86	42.38	78.24-
25205- 1000- 52314- 1010- 001118- 1411- 00000	Vision			6.93	8.17	15.10-
25205- 1000- 52315- 1010- 001118- 1411- 00000	Disability			22.66	23.77	46.43-
25205- 1000- 52500- 1010- 001118- 1411- 00000	UnemploymntComp			5.77	7.20	12.97-
25205- 1000- 52500- 9000- 001118- 1621- 00000	UnemploymntComp				.50	.50-
25205- 1000- 52710- 1010- 001118- 1411- 00000	WorkersCompPrem				253.00	253.00-
25205- 1000- 52720- 1010- 001118- 1411- 00000	WorkrsCompERFee			.92	.92	1.84-
25205- 1000- 53330- 1010- 001118- 0000- 00000	ProfessDevelop			790.00	790.00	1,580.00-
25205- 1000- 53711- 1010- 001118- 0000- 00000	Other Charges				1,987.25	1,987.25-
25205- 1000- 55813- 1010- 001118- 0000- 00000	EmpTravNonTeach		5,252.00			5,252.00
25205- 1000- 55817- 1010- 001118- 0000- 00000	Student Travel		600.00	225.00		375.00
25205- 1000- 55819- 1010- 001118- 0000- 00000	EmpTravTeachers			1,423.40		1,423.40-
25205- 1000- 55915- 1010- 001118- 0000- 00000	OthContractSvcs		12,418.00			12,418.00
25205- 1000- 56112- 1010- 001118- 0000- 00000	Other Textbooks				1,297.80	1,297.80-
25205- 1000- 56113- 1010- 001118- 0000- 00000	Software				4,518.00	4,518.00-
25205- 1000- 56118- 1010- 001118- 0000- 00000	GenSuppliesMats		10,873.00	1,889.00		8,984.00
25205- 1000- 56119- 1010- 001118- 0000- 00000	SupAst<5K				2,194.18	2,194.18-
Total for Func 1000 and Expense accounts		.00	50,122.00	13,689.18	22,109.44	14,323.38
Funds 25205 - GearUpNMInit, Func 2500 - Central Svcs						
25205- 2500- 53330- 0000- 001118- 0000- 00000	ProfessDevelop		3,837.00			3,837.00
Total for Func 2500 and Expense accounts		.00	3,837.00	.00	.00	3,837.00
Funds 25205 - GearUpNMInit, Func 3100 - FoodSvcsOpertns						
25205- 3100- 56116- 0000- 001118- 0000- 00000	Food		2,500.00			2,500.00
Total for Func 3100 and Expense accounts		.00	2,500.00	.00	.00	2,500.00
Total for Funds 25205		.00	56,459.00	13,689.18	22,109.44	20,660.38
Funds 26107 - RECDistFisclAgt, Func 1000 - Instruction						
26107- 1000- 51100- 1010- 001118- 1711- 00000	SalariesExpense,InstAsst1		205,000.00	83,677.44	102,358.48	18,964.08
26107- 1000- 51200- 1010- 001118- 1711- 00000	OvertimeExpense,InstAsst1				1,489.70	1,489.70-
26107- 1000- 51300- 1010- 001118- 1711- 00000	AddtnlCompenstn,InstAsst1		12,400.00		7,061.25	5,338.75

Selection Grouped by Account Type, Filtered by User Permissions, (Org = 130, Online/Offline = N, Period = 8, UnPosted JEs? = N, Assets and Liabilities? = N, Restricted Accts? = Y, Obj Digits = 0, Page Break Lvl =)

Balances through 02/28/2023						Fiscal Year 2022/23
Funds- Func- Obj ct - Pr gm- Locat n- Jb Cl - Opt nl	Description	Adopted Budget	Revised Budget	Encumbered	Expenditure	Account Balance
Funds 26107 - RECDistFisclAgt, Func 1000 - Instruction (continued)						
26107- 1000- 52111- 1010- 001118- 1711- 00000	EducRetirement		37,621.00	14,350.56	17,981.06	5,289.38
26107- 1000- 52112- 1010- 001118- 1711- 00000	ERARetireeHlth		4,348.00	1,673.28	2,048.64	626.08
26107- 1000- 52210- 1010- 001118- 1711- 00000	FICA Payments		13,479.00	5,092.91	6,780.38	1,605.71
26107- 1000- 52220- 1010- 001118- 1711- 00000	MedicarePaymnts		3,152.00	1,190.85	1,569.42	391.73
26107- 1000- 52311- 1010- 001118- 1711- 00000	Hth&MedPremiums			2,296.03	2,508.70	4,804.73-
26107- 1000- 52312- 1010- 001118- 1711- 00000	Life			173.58	223.55	397.13-
26107- 1000- 52500- 1010- 001118- 1711- 00000	UnemploymntComp			276.36	327.41	603.77-
26107- 1000- 52720- 1010- 001118- 1711- 00000	WorkrsCompERFee			32.20	34.50	66.70-
26107- 1000- 53711- 1010- 001118- 0000- 00000	Other Charges		1,840.00			1,840.00
Total for Funds 26107, Func 1000 and Expense accounts		.00	277,840.00	108,763.21	142,383.09	26,693.70
Funds 27107 - 2012GOBondsSB66, Func 2200 - Suppt Svcs Inst						
27107- 2200- 56114- 0000- 001118- 0000- 00000	LibraryAudioVis		3,713.00	3,713.00		3,713.00
Total for Funds 27107, Func 2200 and Expense accounts		3,713.00	3,713.00	.00	.00	3,713.00
Funds 27149 - PreK Initiative, Func 1000 - Instruction						
27149- 1000- 51100- 0000- 001118- 1611- 00000	SalariesExpense,SubsSickL				42.00	42.00-
27149- 1000- 51100- 1010- 001118- 1414- 00000	SalariesExpense,TeachersP	122,204.00	132,009.00	60,926.88	71,081.36	.76
27149- 1000- 51100- 1010- 001118- 1714- 00000	SalariesExpense,InstAsstP	18,809.00	23,315.00	10,752.96	12,561.21	.83
27149- 1000- 51200- 1010- 001118- 1714- 00000	OvertimeExpense,InstAsstP		336.00		574.21	238.21-
27149- 1000- 51300- 1010- 001118- 1414- 00000	AddtnlCompenstn,TeachersP	7,113.00				
27149- 1000- 51300- 1010- 001118- 1714- 00000	AddtnlCompenstn,InstAsstP	2,300.00	2,300.00		54.75	2,245.25
27149- 1000- 52111- 0000- 001118- 1611- 00000	EducRetirement				7.20	7.20-
27149- 1000- 52111- 0000- 001118- 2000- 00000	EducRetirement	25,802.00	13,249.00			13,249.00
27149- 1000- 52111- 1010- 001118- 1414- 00000	EducRetirement		909.00	10,448.88	12,190.36	21,730.24-
27149- 1000- 52111- 1010- 001118- 1714- 00000	EducRetirement			1,844.16	2,262.11	4,106.27-
27149- 1000- 52112- 0000- 001118- 1611- 00000	ERARetireeHlth				.84	.84-
27149- 1000- 52112- 0000- 001118- 2000- 00000	ERARetireeHlth	3,012.00	3,012.00			3,012.00
27149- 1000- 52112- 1010- 001118- 1414- 00000	ERARetireeHlth		103.00	1,218.48	1,421.56	2,537.04-
27149- 1000- 52112- 1010- 001118- 1714- 00000	ERARetireeHlth			215.04	263.78	478.82-
27149- 1000- 52210- 0000- 001118- 1611- 00000	FICA Payments				2.61	2.61-
27149- 1000- 52210- 0000- 001118- 2000- 00000	FICA Payments	9,329.00	9,329.00			9,329.00
27149- 1000- 52210- 1010- 001118- 1414- 00000	FICA Payments		196.00	3,777.36	4,406.92	7,988.28-
27149- 1000- 52210- 1010- 001118- 1714- 00000	FICA Payments			606.66	746.60	1,353.26-
27149- 1000- 52220- 0000- 001118- 1611- 00000	MedicarePaymnts				.61	.61-
27149- 1000- 52220- 0000- 001118- 2000- 00000	MedicarePaymnts	2,184.00	2,184.00			2,184.00
27149- 1000- 52220- 1010- 001118- 1414- 00000	MedicarePaymnts		44.00	883.44	1,030.68	1,870.12-

Selection Grouped by Account Type, Filtered by User Permissions, (Org = 130, Online/Offline = N, Period = 8, UnPosted JEs? = N, Assets and Liabilities? = N, Restricted Accts? = Y, Obj Digits = 0, Page Break Lvl =)

Balances through 02/28/2023						Fiscal Year 2022/23
Funds- Func- Obj ct - Pr gm- Locat n- JbCl - Opt nl	Description	Adopted Budget	Revised Budget	Encumbered	Expenditure	Account Balance
Funds 27149 - PreK Initiative, Func 1000 - Instruction (continued)						
27149- 1000- 52220- 1010- 001118- 1714- 00000	MedicarePaymnts			141.91	174.60	316.51-
27149- 1000- 52311- 1010- 001118- 1714- 00000	Hth&MedPremiums		3,611.00	1,724.80	1,885.89	.31
27149- 1000- 52312- 0000- 001118- 2000- 00000	Life	171.00	171.00			171.00
27149- 1000- 52312- 1010- 001118- 1414- 00000	Life		14.00	57.86	63.12	106.98-
27149- 1000- 52312- 1010- 001118- 1714- 00000	Life			28.93	34.19	63.12-
27149- 1000- 52313- 1010- 001118- 1714- 00000	Dental		103.00	51.26	51.63	.11
27149- 1000- 52314- 1010- 001118- 1714- 00000	Vision		39.00	22.33	16.24	.43
27149- 1000- 52315- 1010- 001118- 1714- 00000	Disability			40.26	21.96	62.22-
27149- 1000- 52500- 0000- 001118- 1611- 00000	UnemploymntComp				.13	.13-
27149- 1000- 52500- 0000- 001118- 2000- 00000	UnemploymntComp	270.00	270.00			270.00
27149- 1000- 52500- 1010- 001118- 1414- 00000	UnemploymntComp			54.64	67.00	121.64-
27149- 1000- 52500- 1010- 001118- 1714- 00000	UnemploymntComp			35.52	43.55	79.07-
27149- 1000- 52710- 0000- 001118- 2000- 00000	WorkersCompPrem	2,511.00	2,511.00			2,511.00
27149- 1000- 52710- 1010- 001118- 1414- 00000	WorkersCompPrem				2,176.00	2,176.00-
27149- 1000- 52710- 1010- 001118- 1714- 00000	WorkersCompPrem				335.00	335.00-
27149- 1000- 52720- 0000- 001118- 2000- 00000	WorkrsCompERFee	30.00	30.00			30.00
27149- 1000- 52720- 1010- 001118- 1414- 00000	WorkrsCompERFee			9.20	9.20	18.40-
27149- 1000- 52720- 1010- 001118- 1714- 00000	WorkrsCompERFee			4.60	4.60	9.20-
27149- 1000- 56118- 1010- 001118- 0000- 00000	GenSuppliesMats	56,440.00	56,440.00	10,312.73	33,544.34	12,582.93
27149- 1000- 56119- 1010- 001118- 0000- 00000	SupAst<5K	10,001.00	10,001.00			10,001.00
Total for Func 1000 and Expense accounts		260,176.00	260,176.00	103,157.90	145,074.25	11,943.85
Funds 27149 - PreK Initiative, Func 2600 - Op&MaintofPlant						
27149- 2600- 56119- 0000- 001118- 0000- 00000	SupAst<5K	10,000.00	10,000.00			10,000.00
Total for Func 2600 and Expense accounts		10,000.00	10,000.00	.00	.00	10,000.00
Total for Funds 27149		270,176.00	270,176.00	103,157.90	145,074.25	21,943.85
Funds 27155 - BrkfastElemStud, Func 3100 - FoodSvcsOpertns						
27155- 3100- 56116- 0000- 001118- 0000- 00000	Food	4,899.00	4,899.00			4,899.00
Total for Funds 27155, Func 3100 and Expense accounts		4,899.00	4,899.00	.00	.00	4,899.00
Funds 28211 - Covid Testing, Func 2100 - SuppSvcsStudnts						
28211- 2100- 55915- 2000- 001118- 0000- 00000	OthContractSvcs		58,030.00		11,733.67	46,296.33
Total for Funds 28211, Func 2100 and Expense accounts		.00	58,030.00	.00	11,733.67	46,296.33
Funds 31200 - PubSchCapOutlay, Func 4000 - Capital Outlay						
31200- 4000- 54610- 0000- 001118- 0000- 00000	RentLandBldngs		301,772.00	125,738.32	176,033.68	
Total for Funds 31200, Func 4000 and Expense accounts		.00	301,772.00	125,738.32	176,033.68	.00

Selection Grouped by Account Type, Filtered by User Permissions, (Org = 130, Online/Offline = N, Period = 8, UnPosted JEs? = N, Assets and Liabilities? = N, Restricted Accts? = Y, Objct = 5, Obj Digits = 0, Page Break Lvl =)

Balances through 02/28/2023					Fiscal Year 2022/23	
Funds- Func- Obj ct - Pr gm- Locat n- Jb Cl - Opt nl	Description	Adopted Budget	Revised Budget	Encumbered	Expenditure	Account Balance
Funds 31600 - CapImprvmtsHB33, Func 2300 - SupptSvcs-Admin						
31600-2300-53712-0000-001118-0000-00000	CityTaxCollCost	5,433.00	5,433.00		1,956.26	3,476.74
Total for Func 2300 and Expense accounts		5,433.00	5,433.00	.00	1,956.26	3,476.74
Funds 31600 - CapImprvmtsHB33, Func 4000 - Capital Outlay						
31600-4000-57200-0000-001118-0000-00000	BuildingPurchase	1,689,752.00	1,689,752.00			1,689,752.00
Total for Func 4000 and Expense accounts		1,689,752.00	1,689,752.00	.00	.00	1,689,752.00
Total for Funds 31600		1,695,185.00	1,695,185.00	.00	1,956.26	1,693,228.74
Funds 31701 - CapImprvsSB9Loc, Func 2300 - SupptSvcs-Admin						
31701-2300-53712-0000-001118-0000-00000	CityTaxCollCost	2,700.00	2,700.00		990.56	1,709.44
Total for Func 2300 and Expense accounts		2,700.00	2,700.00	.00	990.56	1,709.44
Funds 31701 - CapImprvsSB9Loc, Func 4000 - Capital Outlay						
31701-4000-54315-0000-001118-0000-00000	MntRepBlgsGrdEq	41,500.00	34,074.00			34,074.00
31701-4000-56119-0000-001118-0000-00000	SupAst<5K		6,561.00	4,644.00	1,916.52	.48
31701-4000-57200-0000-001118-0000-00000	BuildingPurchase	205,195.00	205,195.00			205,195.00
31701-4000-57331-0000-001118-0000-00000	FixedAssets>\$5k		865.00	10,311.33		9,446.33-
Total for Func 4000 and Expense accounts		246,695.00	246,695.00	14,955.33	1,916.52	229,823.15
Total for Funds 31701		249,395.00	249,395.00	14,955.33	2,907.08	231,532.59
Funds 31703 - SB9 SMCash, Func 4000 - Capital Outlay						
31703-4000-56119-0000-001118-0000-00000	SupAst<5K	9,854.00	26,570.00	4,733.80	21,835.65	.55
31703-4000-57200-0000-001118-0000-00000	BuildingPurchase	22,633.00	5,917.00			5,917.00
31703-4000-57332-0000-001118-0000-00000	SupplAssets<\$5k			3,886.40		3,886.40-
Total for Funds 31703, Func 4000 and Expense accounts		32,487.00	32,487.00	8,620.20	21,835.65	2,031.15
Total for Org 130 - Christine Duncan Heritage		8,413,893.00	10,304,328.00	3,043,479.03	4,360,687.85	2,900,161.12

Permanent Cash Transfer Form

Fiscal Year 2023

District/Charter Christine Duncan Heritage

PED # _____

After notifying your assigned Budget Analyst the approval/disapproval will be uploaded to the School Budget Bureau File Transfer Site LEA's Permanent Cash Transfer folder .

In compliance with State Board of Education Regulation, the following cash transfer(s) is/are requested:

for a permanent transfer of cash for the following reason:
 The cause of the variance is due to a prior balance and the denied RfR. Please note that this was reported in the audit

other:

From Fund #	To Fund #	Amount	PED ONLY Program Manager Approval if applicable
24153	11000	1,782	

Compliance with Section 10-15-1, NMSA, 1978 Compilation:

The requested Cash Transfer(s) was/were authorized at a scheduled Board of Education meeting open to the public on:

 Date of Local Board Approval

- 1. Does cash control ledger balance (bank balance) reflect sufficient cash balance to transfer from?
- 2. Is justification for each transfer included?

Yes	No
x	

Superintendent/Charter Representative Signature

Date

To: District/Charter Christine Duncan Heritage

You are hereby authorized to make the requested cash transfer(s).

Approved by:

Director, School Budget Bureau

Date