

**Christine Duncan Heritage Academy**  
**Financial Update**  
**January 18, 2023**

**A. BARs**

<u>BAR #</u>	<u>Fund Description</u>	<u>Reason/Type</u>	<u>Amount</u>
001-118-2223-0025-T	ESSER III	Transfer	\$ -

**B. Payroll & Accounts Payable Payment Vouchers**

1 December 2022

**C. Financial Statement Reports - as of December 31, 2022**

1 Financial Analysis  
 2 Bank Reconciliations

**D. Other**

1 None

Must submit backup for all BARs,  
except transfers of funds for SEG or  
direct grants

**STATE OF NEW MEXICO**  
**PUBLIC EDUCATION DEPARTMENT**  
300 Don Gaspar Santa Fe, NM 87501-2786  
**Budget Adjustment Request**

Doc. ID: 001-118-2223-0025-T

Fund Type: Flowthrough

Adjustment Type: Transfer

Fiscal Year: 2022-2023

Entity Name: Christine Duncan Heritage Academy

Adjustment Changes Intent/Scope of Program Yes or No?: No

Contact: Samantha Silva, Assistant Business Manager

Total Approved Budget (Flowthrough):

Phone: 505-620-2052

Email: sammi@k12accounting.com

<b>FLOWTHROUGH ONLY</b>	Budget Period: 07/01/2022	To: 06/30/2023
A. Approved Carryover:		
B. Total Current Year Allocation:		
D. Total Funding Available:		

Fund	Function	Object	Program	Location	Job Class	Present Budget	Adj Amt Exp	Adj Budget	ADD'L FTE
24330 24330 - ARP ESSER III CDFA 84.425U	1000 Instruction	52111 Educational Retirement	2000 Special Programs	001118 Christine Duncan Heritage Academy	1712 Instructional Assistants - Special Education	\$650,159	(\$50,000)	\$600,159	
24330 24330 - ARP ESSER III CDFA 84.425U	2100 Support Services-Students	53414 Other Services	0000 No Program	001118 Christine Duncan Heritage Academy	0000 No Job Class		\$50,000	\$50,000	
Sub Total							\$0		
Indirect Cost									
DOC. TOTAL							\$0		

**Justification:**

Transfer BAR

Compliance with Sections 10-15-1 and 22-8-12, NMSA, 1978 Compilation:

A. The requested budget/changes were authorized at a scheduled Board of Education or Governance Council meeting open to the public on:

B. Justification for the transfer: Explanation such as "underbudgeted", "insufficient budget", or "needed to close out Project" ARE NOT ACCEPTABLE. Attach additional sheets if necessary.

ALL TRANSFER BARS MUST NET OUT TO ZERO ON THE DOC. TOTAL LINE.

## Checks Dated 12/01/2022 through 12/31/2022

Check Number	Check Date	Pay to the Order of	Check Amount
13950	12/01/2022	ABCWUA	1,501.30
13951	12/01/2022	Amaro's Carpet Cleaning	280.48
13952	12/01/2022	Association of Charter School Education Services	83,113.19
13953	12/01/2022	Brady Industries, LLC	2,834.65
13954	12/01/2022	Crystal Springs	158.75
13955	12/01/2022	De Lage Landen Financial Services Inc	1,706.56
13956	12/01/2022	Intrado Interactive Serv Co	750.00
13957	12/01/2022	Marcia Lee Unnever, Kids Focus	510.00
13958	12/01/2022	Moss Adams LLP	3,791.40
13959	12/01/2022	NM Gas Company	165.75
13960	12/01/2022	Nuria Ortiz	105.40
13961	12/01/2022	Quill Corporation	42.96
13962	12/01/2022	Saddam Sani	44.00
13963	12/01/2022	Theresa Bustos	70.69
13964	12/07/2022	Metropolitan Life Insurance	200.00
13965	12/08/2022	Verizon Wireless	389.32 *
Cancelled on 12/12/2022			
13971	12/12/2022	Accountability and Compliance Resources LLC	707.81
13972	12/12/2022	Alpine Protection LLC	159.96
13973	12/12/2022	Amaro's Carpet Cleaning	280.48
13974	12/12/2022	Association of Charter School Education Services	1,928.33
13975	12/12/2022	Autism Behavior Education Consultants of the West	12,116.33
13976	12/12/2022	Bilingual Nation USA LLC	600.00
13977	12/12/2022	Charter School Nursing Service	3,092.43
13978	12/12/2022	Cooperative Educational Services	400.28
13979	12/12/2022	Crystal Springs	246.25
13980	12/12/2022	DMH Law, LLC	2,693.75
13981	12/12/2022	Luz Chavira	44.00
13982	12/12/2022	MajorClarity, Inc.	375.00
13983	12/12/2022	Marcia Lee Unnever, Kids Focus	850.00
13984	12/12/2022	Orkin, 886-ALBUQUERQUE, NM	254.30
13985	12/12/2022	Saylor Family Trust, LLC	514.58
13986	12/12/2022	Saylor Family Trust, LLC	41,186.17
13987	12/12/2022	T-Mobile USA Inc	1,000.00
13988	12/16/2022	Metropolitan Life Insurance	200.00
13989	12/16/2022	Pre-Paid Legal Services, Inc.	264.25
13995	12/20/2022	Association of Charter School Education Services	1,928.33
13996	12/20/2022	Bilingual Multicultural Services Inc	2,363.77
13997	12/20/2022	City of Albuquerque	120.00
13998	12/20/2022	Comcast	133.43
13999	12/20/2022	Jesus A Moncada	217.16
14000	12/20/2022	Maestas, Melissa	48.20
14001	12/20/2022	NM Child Supp Enforc Agency	219.22
14002	12/20/2022	NM Gas Company	535.87
14003	12/20/2022	PNM	4,527.72
14004	12/20/2022	Rising Sun Technologies	5,103.50
14005	12/20/2022	School Equipment, Inc.	11,379.92
14006	12/20/2022	Superior Energy LLC	1,240.00
14007	12/20/2022	Verizon Wireless	172.16

The preceding Checks have been issued in accordance with the District's Policy and authorization of the Board of Trustees. It is recommended that the preceding Checks be approved.

SCHOOLABILITY

Page 1 of 2

**Checks Dated 12/01/2022 through 12/31/2022**

Check Number	Check Date	Pay to the Order of	Check Amount
14008	12/22/2022	Pre-Paid Legal Services, Inc.	264.25
14009	12/22/2022	Metropolitan Life Insurance	200.00
VCH-00000211	12/07/2022	American Family Life	737.76
VCH-00000212	12/08/2022	NM RHC	8,116.04
VCH-00000213	12/14/2022	NM Educational RetirementBoard	75,023.80
VCH-00000214	12/16/2022	American Family Life	737.76
VCH-00000215	12/16/2022	NM Taxation/Revenue Department	6,782.00
VCH-00000216	12/22/2022	NM RHC	8,078.95
VCH-00000217	12/22/2022	NM Educational RetirementBoard	74,711.32
VCH-00000218	12/22/2022	NM Taxation/Revenue Department	7,302.26
VCH-00000219	12/22/2022	American Family Life	737.76
VCH-00000220	12/05/2022	NMPSIA	28,898.26
<b>Total Number of Checks</b>			<b>60</b>
			<b>402,157.81</b>

	Count	Amount
Cancel	1	389.32
Net Issue		401,768.49

**Fund Recap**

Fund	Description	Check Count	Expensed Amount
11000	Operational Fund	49	247,949.49
21000	Food Services Fund	12	48,810.05
23000	Non-Instruct. Fund	1	42.96
23010	Admin Discretionary Account	2	118.89
24101	Title I - IASA	7	6,625.34
24106	IDEA-B Entitlement	9	3,996.32
24308	CRRSA, ESSER II	12	12,764.79
24330	ESSER III	7	6,633.02
25153	Title XIX MEDICAID 3/21 Years	1	3,092.43
25171	Child & Adult Food Program	4	15,613.43
25205	Gear Up New Mexico Initiative	9	1,072.29
26107	REC/District Fiscal Agent	7	9,910.23
27149	PreK Initiative	7	8,611.66
31200	Public School Capital Outlay	1	25,147.67
31701	Capital Improv. SB9 Local	1	1,916.52
31703	SB9 State Match Cash	1	9,463.40
Total Number of Checks		<b>59</b>	401,768.49
Less Unpaid Tax Liability			.00
<b>Net (Check Amount)</b>			<b>401,768.49</b>

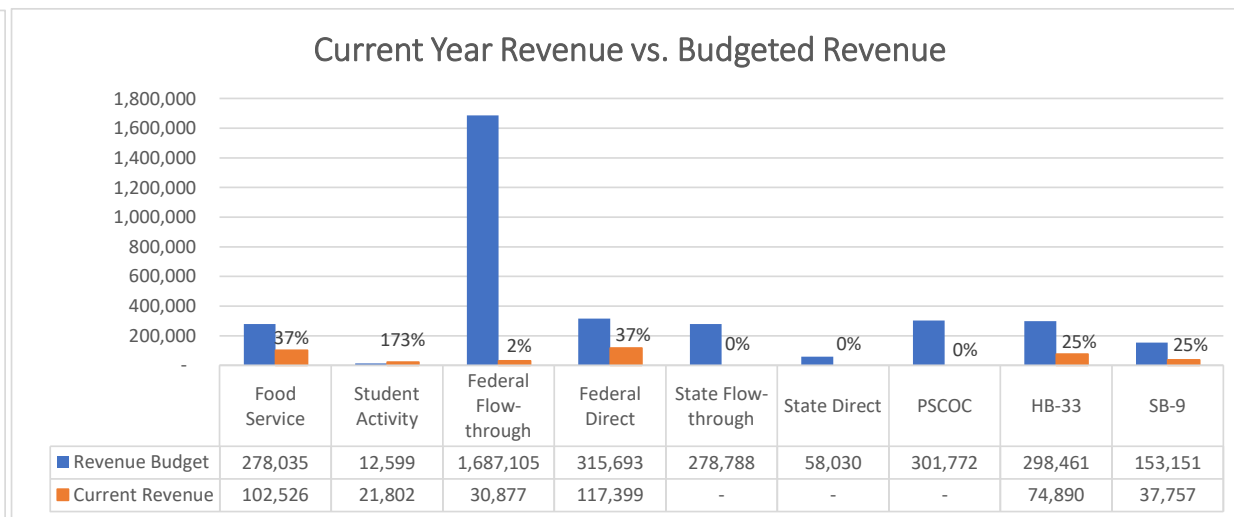
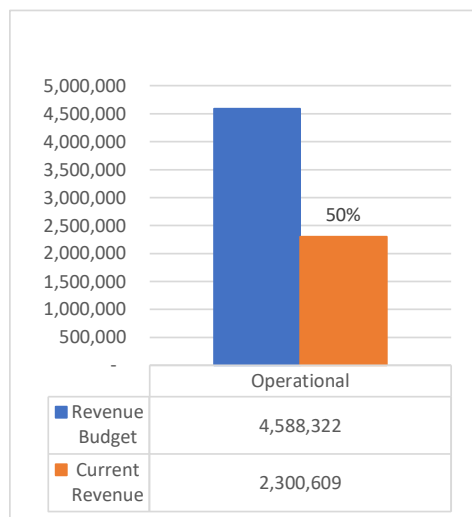
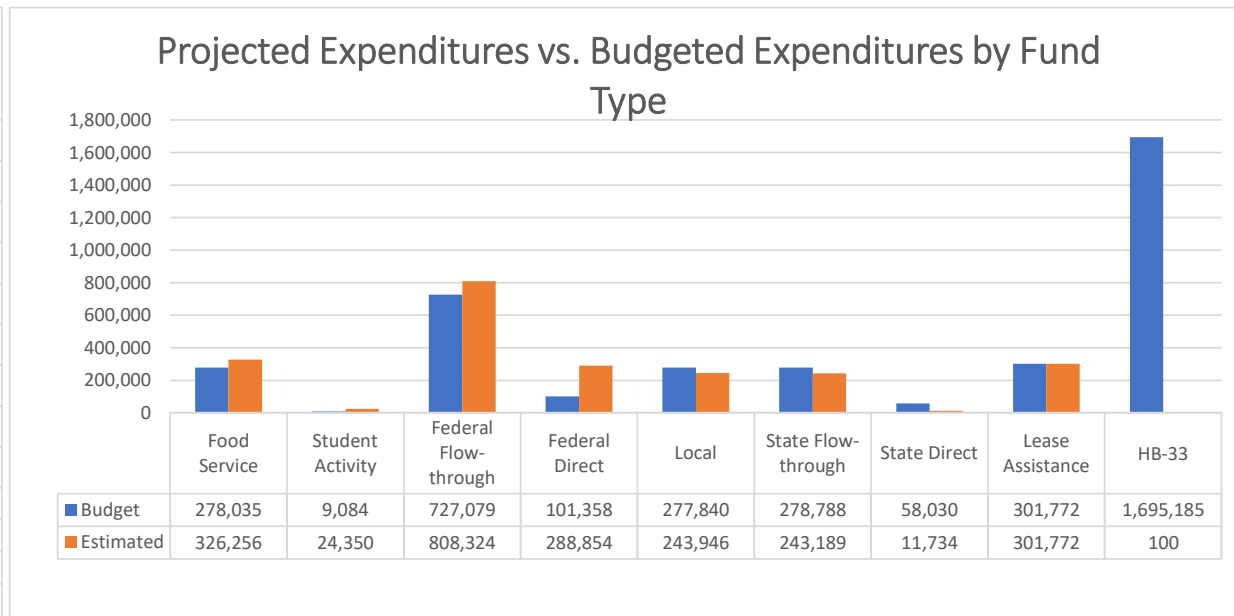
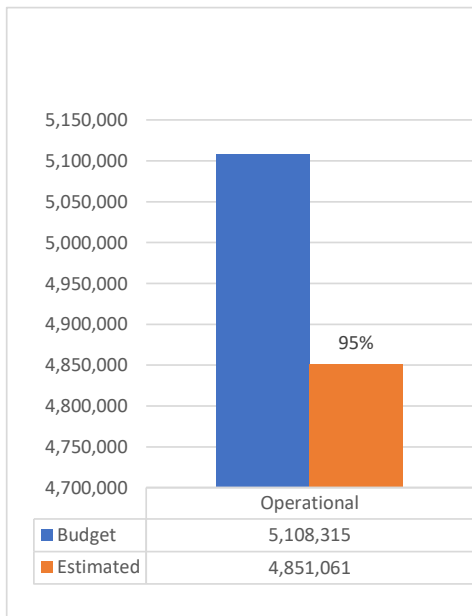
The preceding Checks have been issued in accordance with the District's Policy and authorization of the Board of Trustees. It is recommended that the preceding Checks be approved.



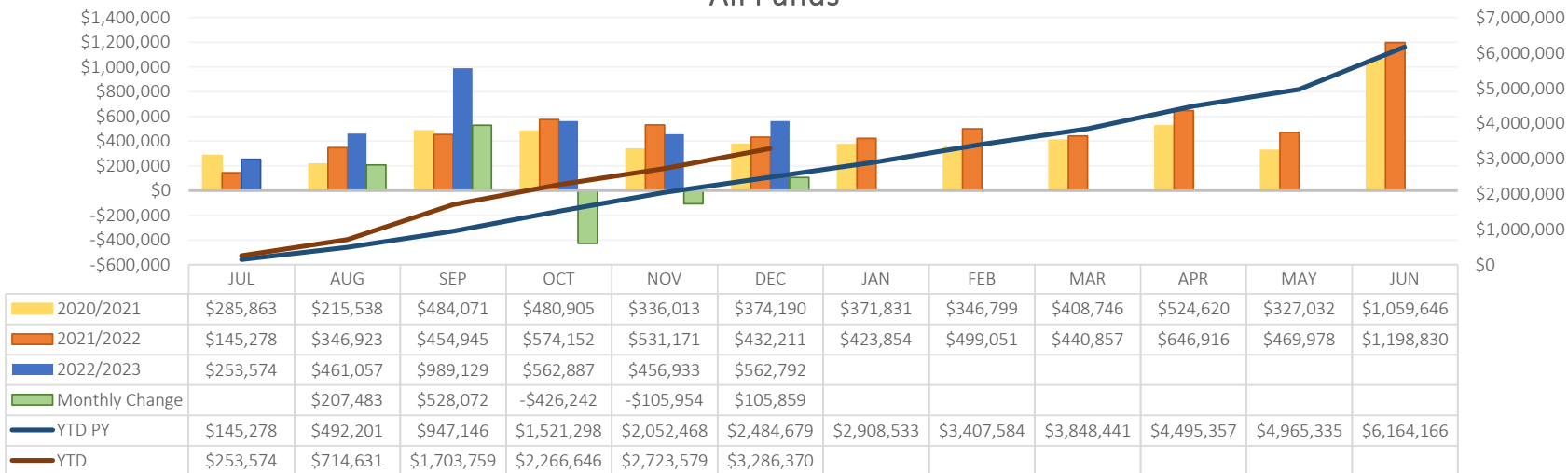
# Christine Duncan Heritage Academy

## Expenditure Analytical Review

December 31, 2022

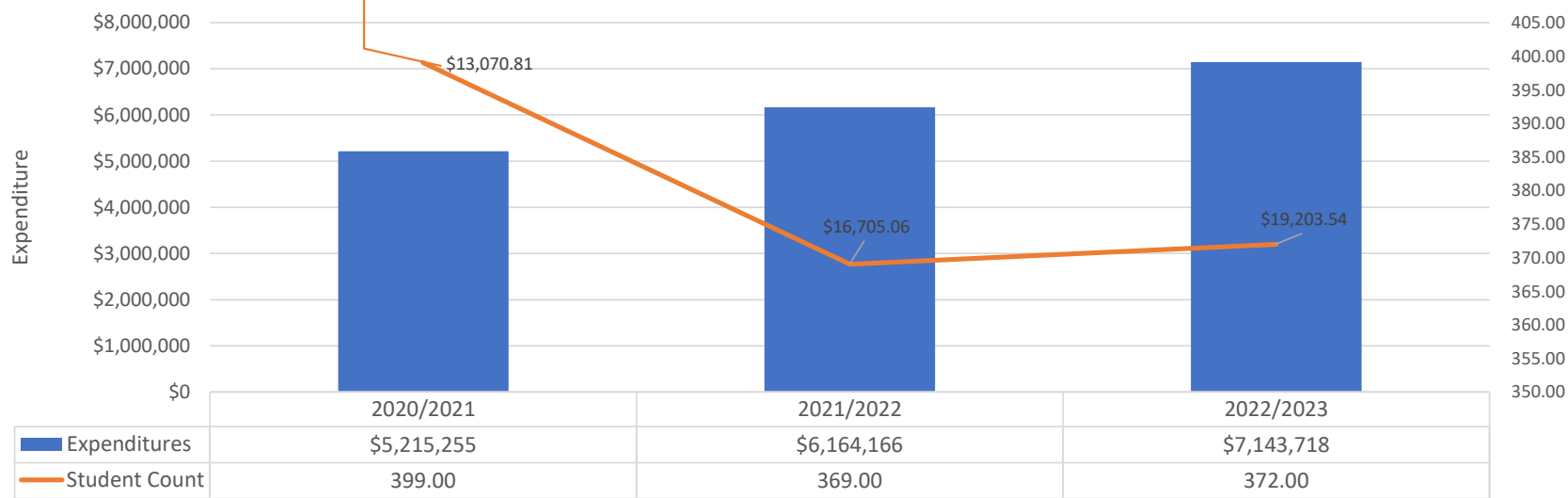


### Yearly Expenditure Comparison by Month All Funds

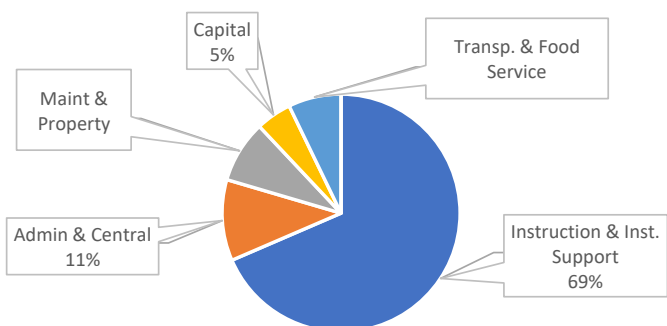


Note: amount per year indicates Spending Per Student

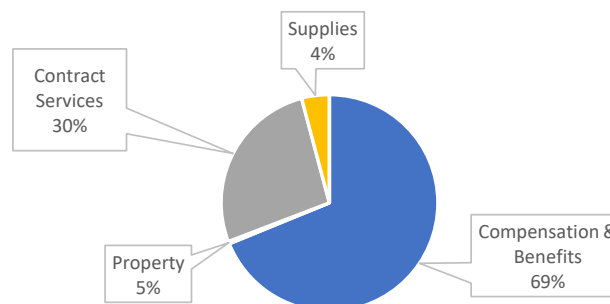
### Spending Per Student All Funds



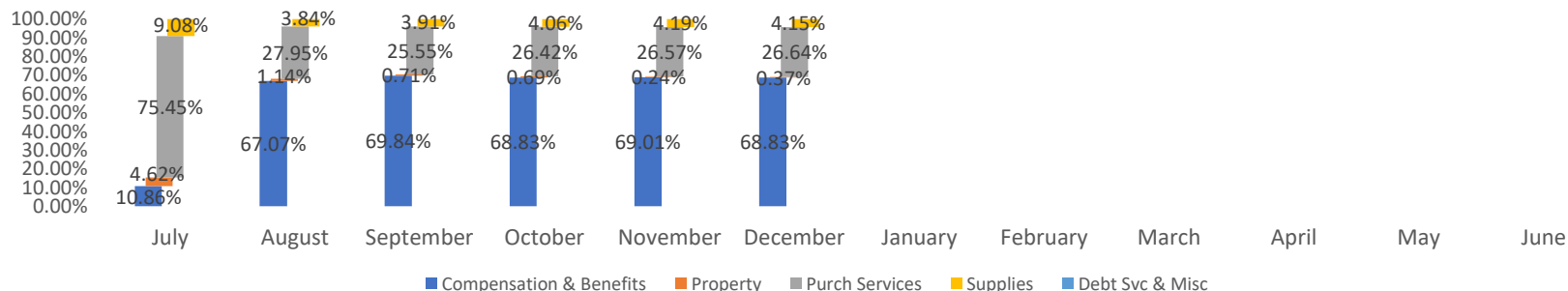
Estimated Expenditures by Function - All Funds



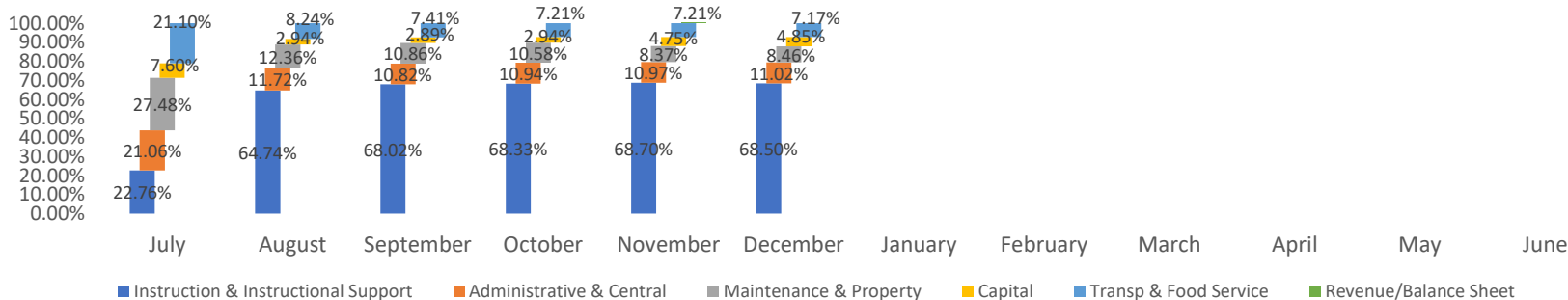
Estimated Expenditures by Object - All Funds



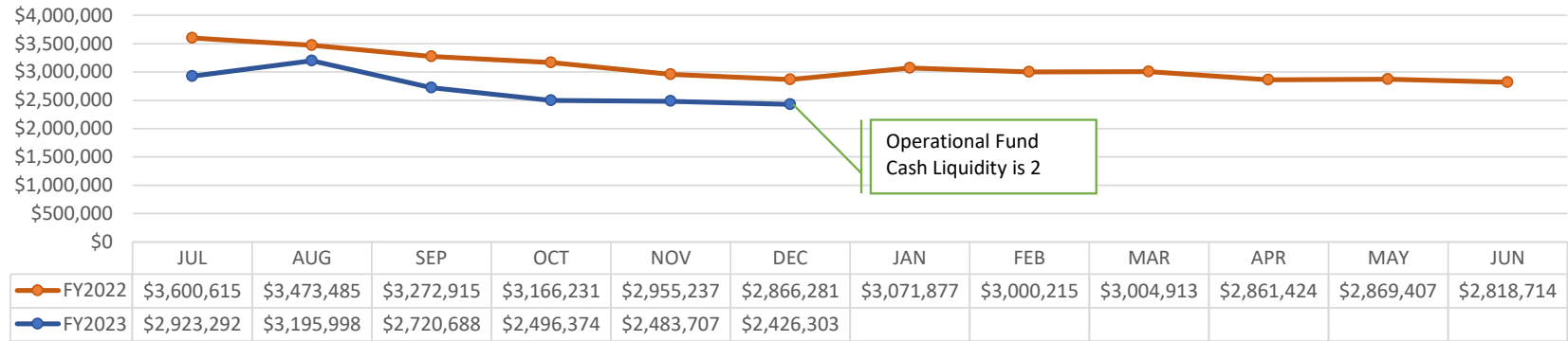
Object Code Change in Percentage by Month  
(All Funds - Exp & Encumbrance)



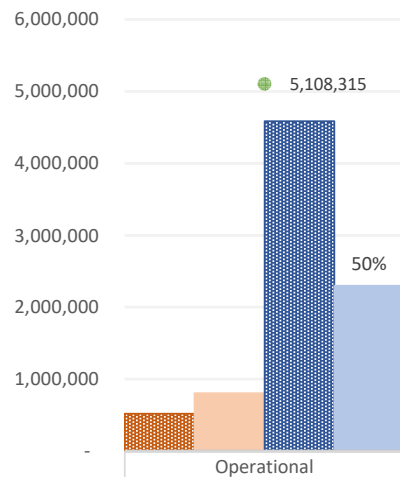
Function Code Change in Percentage by Month  
(All Funds - Exp & Encumbrance)



### Monthly Cash Balance All Funds

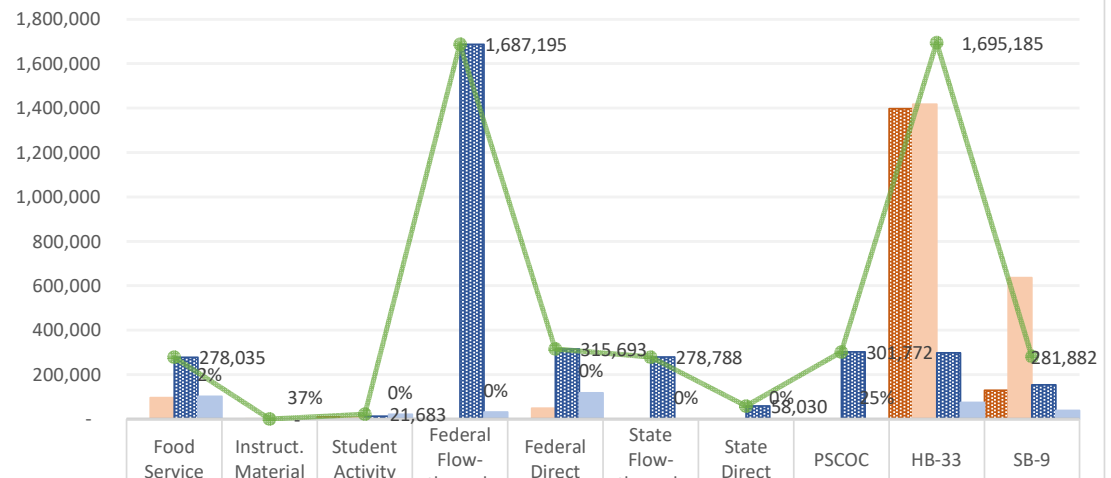


#### (Operational Fund Only)



FB Budget	519,993
FB	802,722
Revenue Budget	4,588,322
YTD Revenue	2,300,609
Total Budget	5,108,315

### Current Year Revenue vs. Budgeted Revenue & Beg Fund Balance vs. Budgeted Fund Balance



FB Budget	-	-	9,084	-	-	-	-	-	1,396,724	128,731
FB	96,609	98	9,084	-	48,703	-	-	-	1,417,997	636,370
Revenue Budget	278,035	-	12,599	1,687,105	315,693	278,788	58,030	301,772	298,461	153,151
Current Revenue	102,526	-	21,802	30,877	117,399	-	-	-	74,890	37,757
Total Budget	278,035	-	21,683	1,687,195	315,693	278,788	58,030	301,772	1,695,185	281,882

Statement Date 12/31/2022

Cash Object 11010

Status Posted

Journal Entry #

Bank Statement Ending Balance	2,438,324.95	Service Charge	0.00
Less: Uncleared Payments	12,021.46	Interest Earned	0.00
Add: Uncleared Deposits	0.00		
Add: Uncleared Other	0.00	Cleared Payments	651,129.87
Adjusted Bank Balance	2,426,303.49	Cleared Deposits	597,475.02
System Cash Balance	2,426,303.49	Cleared Other	737.76
Add: Unposted Charges and Interest	0.00		
Revised System Cash Balance	2,426,303.49	Submitted By	JYAMAT, 01/10/2023
Difference	0.00	Posted By	SESTRADA, 01/10/2023

Uncleared Payments

Issued	Check #	Check Amount	Pay To Name	Vendor ID	Emp ID	Bank Acct
08/26/21	VCH-00000130(*)		NM Taxation/Revenue Department	900003		130MAIN
10/07/22	13846	390.40	Albuquerque Public Schools Graphics	000106		130MAIN
10/28/22	13890	175.00	AXA Equitable Life Ins Co	901014		130MAIN
10/28/22	13891	1,125.59	Equivest Annuity Lockbox	901014		130MAIN
12/08/22	13965(*)		Verizon Wireless	000206		130MAIN
12/09/22	13967	475.00	AXA Equitable Life Ins Co	901014		130MAIN
12/09/22	13968	1,293.59	Equivest Annuity Lockbox	901014		130MAIN
12/12/22	13981	44.00	Luz Chavira	010232		130MAIN
12/20/22	13998	133.43	Comcast	000208		130MAIN
12/20/22	14000	48.20	Maestas, Melissa	010136		130MAIN
12/20/22	14004	5,103.50	Rising Sun Technologies	010179		130MAIN
12/20/22	14006	1,240.00	Superior Energy LLC	010265		130MAIN
12/20/22	14007	172.16	Verizon Wireless	000206		130MAIN
12/21/22	13991	475.00	AXA Equitable Life Ins Co	901014		130MAIN
12/21/22	13992	1,145.59	Equivest Annuity Lockbox	901014		130MAIN
12/22/22	14009	200.00	Metropolitan Life Insurance	901002		130MAIN
		<b>12,021.46</b>	(*) Cancelled Payments	<b>394.32</b>		

Cleared Payments

Issued	Check #	Check Amount	Cleared Amount	Difference	Cleared	Pay To Name	Vendor ID	Emp ID	Bank Acct
11/01/22	13949	264.25	264.25		12/31/22	Pre-Paid Legal Services, Inc.	901000		130MAIN
11/09/22	13923	5,450.00	5,450.00		12/31/22	Dual Language Education of NM	000156		130MAIN
11/17/22	13935	29.00	29.00		12/31/22	Jesus A Moncada	000111		130MAIN
11/17/22	13939	95.99	95.99		12/31/22	Quill Corporation	000214		130MAIN
12/01/22	13950	1,501.30	1,501.30		12/31/22	ABCWUA	000221		130MAIN
12/01/22	13951	280.48	280.48		12/31/22	Amaro's Carpet Cleaning	010114		130MAIN

Selection Grouped by Org, Cash Object, Statement Date - Sorted by Item date, Item #, (Org = 130, Cash Object IN ('11010'), Bank Statement Date = 12/31/2022, Uncleared Only? = No)



Statement Date 12/31/2022

Cash Object 11010

Status Posted

Journal Entry #

Cleared Payments (continued)

Issued	Check #	Check Amount	Cleared Amount	Difference	Cleared	Pay To Name	Vendor ID	Emp ID	Bank Acct
12/01/22	13952	83,113.19	83,113.19		12/31/22	Association of Charter School Education Ser	000635		130MAIN
12/01/22	13953	2,834.65	2,834.65		12/31/22	Brady Industries, LLC	000620		130MAIN
12/01/22	13954	158.75	158.75		12/31/22	Crystal Springs	010183		130MAIN
12/01/22	13955	1,706.56	1,706.56		12/31/22	De Lage Landen Financial Services	000411		130MAIN
12/01/22	13956	750.00	750.00		12/31/22	Intrado Interactive Serv Co	010188		130MAIN
12/01/22	13957	510.00	510.00		12/31/22	Marcia Lee Unnever, Kids Focus	000579		130MAIN
12/01/22	13958	3,791.40	3,791.40		12/31/22	Moss Adams LLP	901011		130MAIN
12/01/22	13959	165.75	165.75		12/31/22	NM Gas Company	000558		130MAIN
12/01/22	13960	105.40	105.40		12/31/22	Nuria Ortiz	010187		130MAIN
12/01/22	13961	42.96	42.96		12/31/22	Quill Corporation	000214		130MAIN
12/01/22	13962	44.00	44.00		12/31/22	Saddam Sani	010252		130MAIN
12/01/22	13963	70.69	70.69		12/31/22	Theresa Bustos	010132		130MAIN
12/05/22	Batch 12/05/2022	28,898.26	28,898.26		12/31/22				130MAIN
12/07/22	13964	200.00	200.00		12/31/22	Metropolitan Life Insurance	901002		130MAIN
12/07/22	Batch 12/07/2022	737.76	737.76		12/31/22				130MAIN
12/08/22	Batch 12/08/2022	8,116.04	8,116.04		12/31/22				130MAIN
12/09/22	13966	1,323.29	1,323.29		12/31/22	Yoana Rodriguez		000234	130MAIN
12/09/22	13969	24,871.55	24,871.55		12/31/22	EFTPS	900004		130MAIN
12/09/22	13970	219.22	219.22		12/31/22	NM Child Supp Enforc Agency	901001		130MAIN
12/09/22	Batch 12/09/2022	90,568.03	90,568.03		12/31/22				130MAIN
12/12/22	13971	707.81	707.81		12/31/22	Accountability and Compliance Resources LI	000461		130MAIN
12/12/22	13972	159.96	159.96		12/31/22	Alpine Protection LLC	010013		130MAIN
12/12/22	13973	280.48	280.48		12/31/22	Amaro's Carpet Cleaning	010114		130MAIN
12/12/22	13974	1,928.33	1,928.33		12/31/22	Association of Charter School Education Ser	000635		130MAIN
12/12/22	13975	12,116.33	12,116.33		12/31/22	Autism Behavior Education Consultants of	010218		130MAIN
12/12/22	13976	600.00	600.00		12/31/22	Bilingual Nation USA LLC	000663		130MAIN
12/12/22	13977	3,092.43	3,092.43		12/31/22	Charter School Nursing Service	000251		130MAIN
12/12/22	13978	400.28	400.28		12/31/22	Cooperative Educational Services	000070		130MAIN
12/12/22	13979	246.25	246.25		12/31/22	Crystal Springs	010183		130MAIN
12/12/22	13980	2,693.75	2,693.75		12/31/22	DMH Law, LLC	010219		130MAIN
12/12/22	13982	375.00	375.00		12/31/22	MajorClarity, Inc.	010236		130MAIN
12/12/22	13983	850.00	850.00		12/31/22	Marcia Lee Unnever, Kids Focus	000579		130MAIN
12/12/22	13984	254.30	254.30		12/31/22	Orkin, 886-ALBUQUERQUE, NM	000697		130MAIN
12/12/22	13985	514.58	514.58		12/31/22	Saylor Family Trust, LLC	000555		130MAIN
12/12/22	13986	41,186.17	41,186.17		12/31/22	Saylor Family Trust, LLC	000555		130MAIN

Selection Grouped by Org, Cash Object, Statement Date - Sorted by Item date, Item #, (Org = 130, Cash Object IN ('11010'), Bank Statement Date = 12/31/2022, Uncleared Only? = No)



Statement Date 12/31/2022

Cash Object 11010

Status Posted

Journal Entry #

**Cleared Payments (continued)**

Issued	Check #	Check Amount	Cleared Amount	Difference	Cleared	Pay To Name	Vendor ID	Emp ID	Bank Acct
12/12/22	13987	1,000.00	1,000.00		12/31/22	T-Mobile USA Inc	010181		130MAIN
12/14/22	Batch 12/14/2022	75,023.80	75,023.80		12/31/22				130MAIN
12/16/22	13988	200.00	200.00		12/31/22	Metropolitan Life Insurance	901002		130MAIN
12/16/22	13989	264.25	264.25		12/31/22	Pre-Paid Legal Services, Inc.	901000		130MAIN
12/16/22	Batch 12/16/2022	7,519.76	7,519.76		12/31/22				130MAIN
12/20/22	13995	1,928.33	1,928.33		12/31/22	Association of Charter School Education Ser	000635		130MAIN
12/20/22	13996	2,363.77	2,363.77		12/31/22	Bilingual Multicultural Services Inc	000241		130MAIN
12/20/22	13997	120.00	120.00		12/31/22	City of Albuquerque	000055		130MAIN
12/20/22	13999	217.16	217.16		12/31/22	Jesus A Moncada	000111		130MAIN
12/20/22	14001	219.22	219.22		12/31/22	NM Child Supp Enforc Agency	901001		130MAIN
12/20/22	14002	535.87	535.87		12/31/22	NM Gas Company	000558		130MAIN
12/20/22	14003	4,527.72	4,527.72		12/31/22	PNM	000178		130MAIN
12/20/22	14005	11,379.92	11,379.92		12/31/22	School Equipment, Inc.	010115		130MAIN
12/21/22	13990	562.80	562.80		12/31/22	Lorenzo Garcia		000256	130MAIN
12/21/22	13993	28,676.45	28,676.45		12/31/22	EFTPS	900004		130MAIN
12/21/22	13994	219.22	219.22		12/31/22	NM Child Supp Enforc Agency	901001		130MAIN
12/21/22	Batch 12/21/2022	104,022.87	104,022.87		12/31/22				130MAIN
12/22/22	14008	264.25	264.25		12/31/22	Pre-Paid Legal Services, Inc.	901000		130MAIN
12/22/22	Batch 12/22/2022	90,830.29	90,830.29		12/31/22				130MAIN
		<b>651,129.87</b>	<b>651,129.87</b>						
						(*) Cancelled Payments			<b>394.32</b>

**Cleared Deposits**

Deposited	Deposit #	Deposit Amount	Cleared Amount	Difference	Cleared	Bank Acct
12/01/22	Batch 12/01/2022	24,307.76	24,307.76		12/31/22	130MAIN
12/02/22	Batch 12/02/2022	74.19	74.19		12/31/22	130MAIN
12/07/22	Batch 12/07/2022	13,997.55	13,997.55		12/31/22	130MAIN
12/12/22	Batch 12/12/2022	382,360.08	382,360.08		12/31/22	130MAIN
12/13/22	Batch 12/13/2022	3,170.61	3,170.61		12/31/22	130MAIN
12/14/22	Batch 12/14/2022	2,065.00	2,065.00		12/31/22	130MAIN
12/19/22	Batch 12/19/2022	39,883.63	39,883.63		12/31/22	130MAIN
12/20/22	Batch 12/20/2022	128,541.04	128,541.04		12/31/22	130MAIN
12/23/22	Batch 12/23/2022	3,075.16	3,075.16		12/31/22	130MAIN
		<b>597,475.02</b>	<b>597,475.02</b>			

**Cleared Other**

Effective	JE #	Amount	Cleared Amount	Difference	Cleared	JE Comment	Bank Acct
-----------	------	--------	----------------	------------	---------	------------	-----------

Selection Grouped by Org, Cash Object, Statement Date - Sorted by Item date, Item #, (Org = 130, Cash Object IN ('11010'), Bank Statement Date = 12/31/2022, Uncleared Only? = No)



Statement Date 12/31/2022

Cash Object 11010

Status Posted

Journal Entry #

Cleared Other (continued)

Effective	JE #	Amount	Cleared Amount	Difference	Cleared	JE Comment	Bank Acct
12/31/22	CA23-00007	737.76	737.76		12/31/22		

# Analyzed Business Checking - PF

Account number: [REDACTED] 4409 ■ December 1, 2022 - December 31, 2022 ■ Page 1 of 3



CHRISTINE DUNCAN'S HERITAGE ACADEMY  
1900 ATRISCO DR NW  
ALBUQUERQUE NM 87120-1146

## Questions?

Call your Customer Service Officer or Client Services  
1-800-AT WELLS (1-800-289-3557)  
5:00 AM TO 6:00 PM Pacific Time Monday - Friday

*Online:* [wellsfargo.com](https://www.wellsfargo.com)

*Write:* Wells Fargo Bank, N.A. (585)  
P.O. Box 6995  
Portland, OR 97228-6995

## Account summary

### Analyzed Business Checking - PF

Account number	Beginning balance	Total credits	Total debits	Ending balance
[REDACTED] 4409	\$2,491,242.04	\$685,986.01	-\$738,903.10	\$2,438,324.95

## Credits

### Deposits

Effective date	Posted date	Amount	Transaction detail
12/06	12/07	83,113.19	Reversal of Check Posted 12-06-22 Reposted 12-07-22 as Serial 0000013952 Our Ref: 12-06-22 00000000
12/23	12/27	535.87	Reversal of Check Posted 12-23-22 Reposted 12-27-22 as Serial 0000014002 Our Ref: 12-23-22 00000000
		\$83,649.06	Total deposits

### Electronic deposits/bank credits

Effective date	Posted date	Amount	Transaction detail
	12/01	24,307.76	Post Verify Deposit
	12/02	74.19	Post Verify Deposit
	12/07	561.20	Post Verify Deposit
	12/07	13,436.35	Post Verify Deposit
	12/12	382,360.08	APS Payments Christine Dncn Christine Duncan Ha Cs
	12/13	431.00	Post Verify Deposit
	12/13	929.09	Sandoval County ACH Paymen 885213 November 2022 Distribution Sb-9
	12/13	1,810.52	Sandoval County ACH Paymen 884041 November 2022 Distribution Hb-33
	12/14	2,065.00	State of NEW Mex Vndr Pymt Nmap0001552010 CD.Rfr.2022.10 Gear Up-CD.Rfr.2022.10
	12/19	17,722.69	State of NM Earlychild Nmap0001556230 Christine Duncan's Her
	12/19	22,160.94	State of NM Earlychild Nmap0001556229 Christine Duncan's Her
	12/20	524.25	Post Verify Deposit
	12/20	34,175.19	State of NEW Mex Vndr Pymt Nmap0001557417 USDA October 2022 USDA October 2022
	12/20	93,841.60	Bernalillo Count Distr_Pymt Christine Duncans Heri

**Electronic deposits/bank credits (continued)**

<i>Effective date</i>	<i>Posted date</i>	<i>Amount</i>	<i>Transaction detail</i>
	12/23	3,075.16	State of NEW Mex Vndr Pymt Nmap0001560972 CD.Rfr.2022.11 Gearup-CD.Rfr.2022.11
	12/27	1,300.59	Axa Equitable Hist Rtn 221227 0011472202 Christine Duncan's Her
	12/28	172.16	Achivr Visb Hist Rtn 221228 7906663 Christine Duncan Commu
	12/28	1,768.59	Axa Equitable Hist Rtn 221228 0011477526 Christine Duncan's Her
	12/29	1,620.59	Axa Equitable Hist Rtn 221229 0011477564 Christine Duncan's Her
		\$602,336.95	Total electronic deposits/bank credits
		\$685,986.01	Total credits

**Debits****Electronic debits/bank debits**

<i>Effective date</i>	<i>Posted date</i>	<i>Amount</i>	<i>Transaction detail</i>
	12/05	28,898.26	WT Seq451651 Nmssia /Bnf=Nmssia Srf# Nmssia 2022 12 Trn#221205451651 Rfb# 93
	12/08	8,116.04	WT Seq450621 NM Rehtiree Healthcare /Bnf=NM Rehtiree Healthcare Srf# Cdh Rhc 2022 12 Trn#221208450621 Rfb# 94
	12/08	90,568.03	ACH Prep Origintn - Christine Duncan - File 7878782339 Coid 1205009183
	12/09	737.76 <	Business to Business ACH Debit - AFLAC Insurance 120722 L7U96375974 Christine Duncans
	12/09	24,871.55 <	Business to Business ACH Debit - IRS Usatxpymt 120922 270274351131346 Christine Duncans Heri
	12/15	75,023.80 <	Business to Business ACH Debit - Nmerb Web Pay 221214 02353 Christine Duncan Herit
	12/19	6,782.00 <	Business to Business ACH Debit - Tax_Rev_Wwt_Ecks Trd Pmnt 221216 xxxxx1952 Christine Duncan Herit
	12/20	104,022.87	ACH Prep Origintn - Christine Duncan - File 7878782339 Coid 1205009183
	12/20	264.25	Legalshield Grp Paymt 250250600148716 Christine Duncan Herit
	12/20	264.25	Legalshield Grp Paymt 250250610148716 Christine Duncan Herit
	12/20	737.76 <	Business to Business ACH Debit - AFLAC Insurance 121622 L7U96747344 Christine Duncans
	12/21	28,676.45 <	Business to Business ACH Debit - IRS Usatxpymt 122122 270275575546219 Christine Duncans Heri
	12/22	8,078.95	WT Seq458443 NM Rehtiree Healthcare /Bnf=NM Rehtiree Healthcare Srf# Gw00000055482814 Trn#221222458443 Rfb# 95
	12/22	1,300.59	Axa Equitable Epac Pmt Dec 22 0011472202 Christine Duncan's Her
	12/23	172.16	Achivr Visb Bill Pymnt 221222 7906663 Christine Duncan Commu
	12/23	1,768.59	Axa Equitable Epac Pmt Dec 22 0011477526 Christine Duncan's Her
	12/23	74,711.32 <	Business to Business ACH Debit - Nmerb Web Pay 221222 02353 Christine Duncan Herit
	12/27	264.25	Legalshield Grp Paymt 250258970148716 Christine Duncan Herit
	12/27	1,620.59	Axa Equitable Epac Pmt Dec 22 0011477564 Christine Duncan's Her
	12/27	7,302.26 <	Business to Business ACH Debit - Tax_Rev_Wwt_Ecks Trd Pmnt 221222 xxxxx3552 Christine Duncan Herit
		\$464,181.73	Total electronic debits/bank debits

< Business to Business ACH: If this is a business account, this transaction has a return time frame of one business day from post date. This time frame does not apply to consumer accounts.



Checks paid

<i>Number</i>	<i>Amount</i>	<i>Date</i>	<i>Number</i>	<i>Amount</i>	<i>Date</i>	<i>Number</i>	<i>Amount</i>	<i>Date</i>
13852	83,113.19	12/06	13963	70.69	12/13	13984	254.30	12/21
13923*	5,450.00	12/02	13964	200.00	12/19	13985	514.58	12/19
13935*	29.00	12/19	13966*	1,323.29	12/09	13986	41,186.17	12/19
13939*	95.99	12/08	13970*	219.22	12/14	13987	1,000.00	12/20
13950*	1,501.30	12/08	13971	707.81	12/27	13988	200.00	12/28
13951	280.48	12/08	13972	159.96	12/21	13990*	562.80	12/28
13952	83,113.19	12/07	13973	280.48	12/19	13994*	219.22	12/27
13953	2,834.65	12/08	13974	1,928.33	12/20	13995	1,928.33	12/30
13954	158.75	12/14	13975	12,116.33	12/15	13996	2,363.77	12/28
13955	1,706.56	12/14	13976	600.00	12/23	13997	120.00	12/28
13956	750.00	12/12	13977	3,092.43	12/19	13999*	217.16	12/27
13957	510.00	12/14	13978	400.28	12/19	14001*	219.22	12/27
13958	3,791.40	12/08	13979	246.25	12/20	14002	535.87	12/27
13959	165.75	12/08	13980	2,693.75	12/19	14003	4,527.72	12/23
13960	105.40	12/19	13982*	375.00	12/23	14005*	11,379.92	12/29
13961	42.96	12/21	13983	850.00	12/27	104002*	535.87	12/23
13962	44.00	12/12						
			\$274,721.37	Total checks paid				

\* Gap in check sequence.

\$738,903.10 Total debits

Daily ledger balance summary

<i>Date</i>	<i>Balance</i>	<i>Date</i>	<i>Balance</i>	<i>Date</i>	<i>Balance</i>
11/30	2,491,242.04	12/09	2,277,873.85	12/21	2,550,413.39
12/01	2,515,549.80	12/12	2,659,439.93	12/22	2,541,033.85
12/02	2,510,173.99	12/13	2,662,539.85	12/23	2,461,418.35
12/05	2,481,275.73	12/14	2,662,010.32	12/27	2,451,318.43
12/06	2,398,162.54	12/15	2,574,870.19	12/28	2,450,012.61
12/07	2,412,160.09	12/19	2,559,469.73	12/29	2,440,253.28
12/08	2,304,806.45	12/20	2,579,547.06	12/30	2,438,324.95
Average daily ledger balance		\$2,485,610.98			

As of 12/31/2022	Fiscal Year 2022/23 Actuals				
Resource	Beginning Balance	Revenue Activity	Expense Activity	Net Activity	Resulting Balance
Fund 11000 - Operational Fund	802,721.67	2,300,609.05	2,327,910.19	27,301.14-	775,420.53
Fund 14000 - Inst. Materials Fund	98.37	.00	.00	.00	98.37
Fund 21000 - Food Services Fund	96,609.03	127,785.45	197,696.02	69,910.57-	26,698.46
Fund 23000 - Non-Instruct. Fund	1,353.68	15,484.64	6,201.17	9,283.47	10,637.15
Fund 23001 - Athletic	1,678.94	2,144.00	1,425.31	718.69	2,397.63
Fund 23002 - PreK Classroom	1,397.55-	.00	.00	.00	1,397.55-
Fund 23003 - Chess Club	39.71	.00	.00	.00	39.71
Fund 23004 - Student Council	706.08	.00	197.76	197.76-	508.32
Fund 23005 - Yearbook	2,129.50	.00	.00	.00	2,129.50
Fund 23006 - Cheer	140.02	.00	.00	.00	140.02
Fund 23007 - Sunshine	577.98	.00	.00	.00	577.98
Fund 23008 - Bilingual Seal	456.00	.00	.00	.00	456.00
Fund 23010 - Admin Discretionary Account	2,667.16	4,173.19	2,752.18	1,421.01	4,088.17
Fund 23102 - General Activities	732.55	.00	3,441.00	3,441.00-	2,708.45-
Fund 24101 - Title I - IASA	117,711.52-	145,540.92	64,145.38	81,395.54	36,315.98-
Fund 24106 - IDEA-B Entitlement	6,520.23-	7,091.23	31,533.40	24,442.17-	30,962.40-
Fund 24118 - Fresh Fruit & Vegetables	7,267.21-	.00	.00	.00	7,267.21-
Fund 24153 - English Language Acquisition	1,782.00-	.00	.00	.00	1,782.00-
Fund 24154 - Teach./Princp. Train & Recruit	5,350.00-	5,350.00	5,450.00	100.00-	5,450.00-
Fund 24183 - Carl Perkins Secondary-Redist2	15,398.97-	15,398.97	.00	15,398.97	.00
Fund 24308 - CRRSA, ESSER II	61,863.88-	64,340.30	136,645.34	72,305.04-	134,168.92-
Fund 24330 - ESSER III	.00	.00	63,782.04	63,782.04-	63,782.04-
Fund 25153 - Title XIX MEDICAID 3/21 Years	58,379.69	13,607.67	3,877.75	9,729.92	68,109.61
Fund 25171 - Child & Adult Food Program	34,766.76	87,647.86	23,199.76	64,448.10	99,214.86
Fund 25205 - Gear Up New Mexico Initiative					

Selection Grouped by Fund - Sorted by Resource, (Org = 130, As of Date = 12/31/2022, Actuals = Y, Enc = N, SACS Fund = N, SACS Rsrc = N, SACS = N, Restricted Accts = Y)



As of 12/31/2022	Fiscal Year 2022/23 Actuals				
Resource	Beginning Balance	Revenue Activity	Expense Activity	Net Activity	Resulting Balance
Fund 25205 - Gear Up New Mexico Initiative	44,443.15-	44,194.26	17,971.58	26,222.68	18,220.47-
Fund 26107 - REC/District Fiscal Agent	.00	.00	98,757.87	98,757.87-	98,757.87-
Fund 26177 - Elementry & Mid Sch Initiative	684.34-	.00	.00	.00	684.34-
Fund 27109 - Instructional Materials- GAA	3,500.58	.00	.00	.00	3,500.58
Fund 27149 - PreK Initiative	219,776.86-	219,776.86	113,885.41	105,891.45	113,885.41-
Fund 27183 - NM Grown FVV	1,755.00-	1,755.00	.00	1,755.00	.00
Fund 28211 - NM Schools Covid Testing	58,300.00-	.00	11,733.67	11,733.67-	70,033.67-
Fund 31200 - Public School Capital Outlay	74,604.25-	74,604.25	150,886.01	76,281.76-	150,886.01-
Fund 31600 - Capital Improv. HB 33	1,417,996.77	74,889.85	748.89	74,140.96	1,492,137.73
Fund 31700 - Capital Improv. SB9	20,350.00-	.00	.00	.00	20,350.00-
Fund 31701 - Capital Improv. SB9 Local	656,719.07	37,756.94	2,294.08	35,462.86	692,181.93
Fund 31703 - SB9 State Match Cash	.92	.00	21,835.65	21,835.65-	21,834.73-
<b>Total for Org</b>	<b>2,444,069.52</b>	<b>3,242,150.44</b>	<b>3,286,370.46</b>	<b>44,220.02-</b>	<b>2,399,849.50</b>

Balances through 12/31/2022						Fiscal Year 2022/23
Funds- Func- Obj ct - Pr gm- Locat n- JbCl - Opt nl	Description	Adopted Budget	Revised Budget	Encumbered	Expenditure	Account Balance
<b>Funds 11000 - Operational, Func 1000 - Instruction</b>						
11000- 1000- 51100- 0000- 001118- 1611- 00000	SalariesExpense,SubsSickL	21,425.00	21,425.00		11,252.84	10,172.16
11000- 1000- 51100- 1010- 001118- 1411- 00000	SalariesExpense,Teachers	610,295.00	467,359.00	271,408.79	160,948.11	35,002.10
11000- 1000- 51100- 1010- 001118- 1413- 00000	SalariesExpense,TeachersE	51,002.00	128,485.00	68,925.12	43,078.20	16,481.68
11000- 1000- 51100- 1010- 001118- 1711- 00000	SalariesExpense,InstAsst1		25,208.00	14,418.56	10,788.54	.90
11000- 1000- 51100- 1010- 001118- 1713- 00000	SalariesExpense,InstAsst-	77,528.00	46,779.00	28,796.48	17,981.71	.81
11000- 1000- 51100- 1010- 001118- 1714- 00000	SalariesExpense,InstAsstP		23,733.00	14,824.64	8,756.81	151.55
11000- 1000- 51100- 1020- 001118- 1411- 00000	SalariesExpense,Teachers		71,003.00	43,693.60	27,308.50	.90
11000- 1000- 51100- 2000- 001118- 1412- 00000	SalariesExpense,Teachers	274,881.00	122,216.00	75,209.44	47,005.90	.66
11000- 1000- 51100- 2000- 001118- 1712- 00000	SalariesExpense,InstAsstS	18,168.00	50,242.00	37,056.48	13,132.24	53.28
11000- 1000- 51100- 4010- 001118- 1413- 00000	SalariesExpense,TeachersE	112,214.00	61,004.00	37,540.32	23,462.70	.98
11000- 1000- 51100- 4010- 001118- 1416- 00000	SalariesExpense,TeachersO	545,089.00	785,098.00	485,737.12	299,360.77	.11
11000- 1000- 51100- 4025- 001118- 1412- 00000	SalariesExpense,Teachers	193,235.00	71,017.00	43,702.24	27,313.90	.86
11000- 1000- 51200- 1010- 001118- 1411- 00000	OvertimeExpense,Teachers		146.00		145.50	.50
11000- 1000- 51200- 1010- 001118- 1711- 00000	OvertimeExpense,InstAsst1		218.00		354.47	136.47-
11000- 1000- 51200- 1010- 001118- 1713- 00000	OvertimeExpense,InstAsst-		535.00		760.03	225.03-
11000- 1000- 51200- 1010- 001118- 1714- 00000	OvertimeExpense,InstAsstP		551.00		719.89	168.89-
11000- 1000- 51300- 1010- 001118- 1411- 00000	AddtnlCompenstn,Teachers	27,000.00	4,780.00	1,600.00	3,983.84	803.84-
11000- 1000- 51300- 1010- 001118- 1413- 00000	AddtnlCompenstn,TeachersE		519.00		718.88	199.88-
11000- 1000- 51300- 1010- 001118- 1414- 00000	AddtnlCompenstn,TeachersP				400.00	400.00-
11000- 1000- 51300- 1010- 001118- 1416- 00000	AddtnlCompenstn,TeachersO	1,500.00				
11000- 1000- 51300- 1010- 001118- 1711- 00000	AddtnlCompenstn,InstAsst1		110.00		2,864.09	2,754.09-
11000- 1000- 51300- 1010- 001118- 1713- 00000	AddtnlCompenstn,InstAsst-		55.00		1,254.60	1,199.60-
11000- 1000- 51300- 1010- 001118- 1714- 00000	AddtnlCompenstn,InstAsstP				400.00	400.00-
11000- 1000- 51300- 2000- 001118- 1412- 00000	AddtnlCompenstn,Teachers	4,500.00	836.00		1,235.51	399.51-
11000- 1000- 51300- 2000- 001118- 1712- 00000	AddtnlCompenstn,InstAsstS		9,409.00		10,408.99	999.99-
11000- 1000- 51300- 4010- 001118- 1411- 00000	AddtnlCompenstn,Teachers	24,000.00	13,160.00	8,320.00	4,840.00	
11000- 1000- 51300- 4010- 001118- 1413- 00000	AddtnlCompenstn,TeachersE				200.00	200.00-
11000- 1000- 51300- 4010- 001118- 1416- 00000	AddtnlCompenstn,TeachersO	29,500.00	133,002.00	83,208.00	51,722.32	1,928.32-
11000- 1000- 51300- 4025- 001118- 1412- 00000	AddtnlCompenstn,Teachers				700.00	700.00-
11000- 1000- 51300- 4025- 001118- 1621- 00000	AddtnlCompenstn,Sum/After		902.00		901.23	.77
11000- 1000- 51300- 4030- 001118- 1411- 00000	AddtnlCompenstn,Teachers		176,682.00		176,681.49	.51
11000- 1000- 51300- 4030- 001118- 1412- 00000	AddtnlCompenstn,Teachers		26,389.00		26,388.03	.97
11000- 1000- 51300- 4030- 001118- 1413- 00000	AddtnlCompenstn,TeachersE		37,499.00		37,498.06	.94
11000- 1000- 51300- 4030- 001118- 1414- 00000	AddtnlCompenstn,TeachersP		18,056.00		18,055.02	.98
11000- 1000- 51300- 4030- 001118- 1711- 00000	AddtnlCompenstn,InstAsst1		2,407.00		2,406.34	.66
11000- 1000- 51300- 4030- 001118- 1713- 00000	AddtnlCompenstn,InstAsst-		7,302.00		7,301.25	.75

Selection Grouped by Account Type, Filtered by User Permissions, (Org = 130, Online/Offline = N, Period = 6, UnPosted JE? = N, Assets and Liabilities? = N, Restricted Accts? = Y, Obj Digits = 0, Page Break Lvl = )

Balances through 12/31/2022						Fiscal Year 2022/23	
Funds- Func- Obj ct - Pr gm- Locat n- JbCl - Opt nl	Description	Adopted Budget	Revised Budget	Encumbered	Expenditure	Account Balance	
<b>Funds 11000 - Operational, Func 1000 - Instruction (continued)</b>							
11000- 1000- 51300- 4030- 001118- 1714- 00000	AddnlCompenstn,InstAsstP		7,415.00		7,414.77	.23	
11000- 1000- 51300- 4040- 001118- 1411- 00000	AddnlCompenstn,Teachers		2,098.00		3,243.24	1,145.24-	
11000- 1000- 51300- 4040- 001118- 1711- 00000	AddnlCompenstn,InstAsst1				140.00	140.00-	
11000- 1000- 51300- 9000- 001118- 1621- 00000	AddnlCompenstn,Sum/After		6,165.00		12,132.50	5,967.50-	
11000- 1000- 52111- 0000- 001118- 1611- 00000	EducRetirement		1,620.00		1,929.85	309.85-	
11000- 1000- 52111- 0000- 001118- 2000- 00000	EducRetirement	341,367.00					
11000- 1000- 52111- 1010- 001118- 1411- 00000	EducRetirement		80,997.00	46,821.11	27,995.27	6,180.62	
11000- 1000- 52111- 1010- 001118- 1413- 00000	EducRetirement		22,125.00	11,820.64	7,476.88	2,827.48	
11000- 1000- 52111- 1010- 001118- 1621- 00000	EducRetirement		361.00		360.92	.08	
11000- 1000- 52111- 1010- 001118- 1711- 00000	EducRetirement		4,391.00	2,472.80	1,929.73	11.53-	
11000- 1000- 52111- 1010- 001118- 1713- 00000	EducRetirement		8,151.00	4,938.56	3,223.59	11.15-	
11000- 1000- 52111- 1010- 001118- 1714- 00000	EducRetirement		4,177.00	2,542.40	1,625.24	9.36	
11000- 1000- 52111- 1020- 001118- 1411- 00000	EducRetirement		12,177.00	7,493.44	4,683.40	.16	
11000- 1000- 52111- 2000- 001118- 1412- 00000	EducRetirement		21,104.00	12,898.40	8,204.79	.81	
11000- 1000- 52111- 2000- 001118- 1712- 00000	EducRetirement		10,231.00	6,355.36	3,865.87	9.77	
11000- 1000- 52111- 4010- 001118- 1411- 00000	EducRetirement		2,257.00	1,426.88	830.06	.06	
11000- 1000- 52111- 4010- 001118- 1413- 00000	EducRetirement		10,463.00	6,438.24	4,023.86	.90	
11000- 1000- 52111- 4010- 001118- 1416- 00000	EducRetirement		157,501.00	97,574.16	59,926.05	.79	
11000- 1000- 52111- 4025- 001118- 1412- 00000	EducRetirement		12,180.00	7,494.88	4,684.30	.82	
11000- 1000- 52111- 4025- 001118- 1621- 00000	EducRetirement		155.00		154.56	.44	
11000- 1000- 52111- 4030- 001118- 1411- 00000	EducRetirement		30,301.00		30,300.97	.03	
11000- 1000- 52111- 4030- 001118- 1412- 00000	EducRetirement		4,526.00		4,525.56	.44	
11000- 1000- 52111- 4030- 001118- 1413- 00000	EducRetirement		6,431.00		6,430.96	.04	
11000- 1000- 52111- 4030- 001118- 1414- 00000	EducRetirement		3,097.00		3,096.45	.55	
11000- 1000- 52111- 4030- 001118- 1711- 00000	EducRetirement		413.00		412.69	.31	
11000- 1000- 52111- 4030- 001118- 1713- 00000	EducRetirement		1,253.00		1,252.17	.83	
11000- 1000- 52111- 4030- 001118- 1714- 00000	EducRetirement		1,272.00		1,271.65	.35	
11000- 1000- 52111- 4040- 001118- 1411- 00000	EducRetirement		56.00		55.23	.77	
11000- 1000- 52111- 9000- 001118- 1621- 00000	EducRetirement		759.00		1,719.80	960.80-	
11000- 1000- 52112- 0000- 001118- 1611- 00000	ERARetireeHlth		189.00		225.08	36.08-	
11000- 1000- 52112- 0000- 001118- 2000- 00000	ERARetireeHlth	39,831.00					
11000- 1000- 52112- 1010- 001118- 1411- 00000	ERARetireeHlth		9,446.00	5,460.16	3,264.73	721.11	
11000- 1000- 52112- 1010- 001118- 1413- 00000	ERARetireeHlth		2,580.00	1,378.40	871.88	329.72	
11000- 1000- 52112- 1010- 001118- 1621- 00000	ERARetireeHlth		43.00		42.09	.91	
11000- 1000- 52112- 1010- 001118- 1711- 00000	ERARetireeHlth		512.00	288.32	225.03	1.35-	
11000- 1000- 52112- 1010- 001118- 1713- 00000	ERARetireeHlth		951.00	575.84	375.90	.74-	

Selection Grouped by Account Type, Filtered by User Permissions, (Org = 130, Online/Offline = N, Period = 6, UnPosted JEs? = N, Assets and Liabilities? = N, Restricted Accts? = Y, Obj Digits = 0, Page Break Lvl = )

Balances through 12/31/2022						Fiscal Year 2022/23
Funds- Func- Obj ct - Pr gm- Locat n- JbCl - Opt nl	Description	Adopted Budget	Revised Budget	Encumbered	Expenditure	Account Balance
<b>Funds 11000 - Operational, Func 1000 - Instruction (continued)</b>						
11000- 1000- 52112- 1010- 001118- 1714- 00000	ERARetireeHlth		488.00	296.48	189.54	1.98
11000- 1000- 52112- 1020- 001118- 1411- 00000	ERARetireeHlth		1,421.00	873.92	546.20	.88
11000- 1000- 52112- 2000- 001118- 1412- 00000	ERARetireeHlth		2,461.00	1,504.16	956.82	.02
11000- 1000- 52112- 2000- 001118- 1712- 00000	ERARetireeHlth		1,194.00	741.12	450.83	2.05
11000- 1000- 52112- 4010- 001118- 1411- 00000	ERARetireeHlth		264.00	166.40	96.81	.79
11000- 1000- 52112- 4010- 001118- 1413- 00000	ERARetireeHlth		1,221.00	750.88	469.26	.86
11000- 1000- 52112- 4010- 001118- 1416- 00000	ERARetireeHlth		18,368.00	11,379.20	6,988.59	.21
11000- 1000- 52112- 4025- 001118- 1412- 00000	ERARetireeHlth		1,421.00	874.08	546.30	.62
11000- 1000- 52112- 4025- 001118- 1621- 00000	ERARetireeHlth		19.00		18.04	.96
11000- 1000- 52112- 4030- 001118- 1411- 00000	ERARetireeHlth		3,534.00		3,533.66	.34
11000- 1000- 52112- 4030- 001118- 1412- 00000	ERARetireeHlth		528.00		527.75	.25
11000- 1000- 52112- 4030- 001118- 1413- 00000	ERARetireeHlth		751.00		750.02	.98
11000- 1000- 52112- 4030- 001118- 1414- 00000	ERARetireeHlth		362.00		361.11	.89
11000- 1000- 52112- 4030- 001118- 1711- 00000	ERARetireeHlth		49.00		48.12	.88
11000- 1000- 52112- 4030- 001118- 1713- 00000	ERARetireeHlth		147.00		146.04	.96
11000- 1000- 52112- 4030- 001118- 1714- 00000	ERARetireeHlth		149.00		148.29	.71
11000- 1000- 52112- 4040- 001118- 1411- 00000	ERARetireeHlth		7.00		6.44	.56
11000- 1000- 52112- 9000- 001118- 1621- 00000	ERARetireeHlth		89.00		200.56	111.56-
11000- 1000- 52210- 0000- 001118- 1611- 00000	FICA Payments		586.00		697.81	111.81-
11000- 1000- 52210- 0000- 001118- 2000- 00000	FICA Payments	123,421.00				
11000- 1000- 52210- 1010- 001118- 1411- 00000	FICA Payments		23,871.00	13,249.41	8,511.22	2,110.37
11000- 1000- 52210- 1010- 001118- 1413- 00000	FICA Payments		7,882.00	4,263.24	2,714.11	904.65
11000- 1000- 52210- 1010- 001118- 1414- 00000	FICA Payments				24.80	24.80-
11000- 1000- 52210- 1010- 001118- 1621- 00000	FICA Payments		131.00		130.48	.52
11000- 1000- 52210- 1010- 001118- 1711- 00000	FICA Payments		1,457.00	812.02	797.46	152.48-
11000- 1000- 52210- 1010- 001118- 1713- 00000	FICA Payments		2,895.00	1,769.08	1,203.69	77.77-
11000- 1000- 52210- 1010- 001118- 1714- 00000	FICA Payments		1,492.00	907.05	605.92	20.97-
11000- 1000- 52210- 1020- 001118- 1411- 00000	FICA Payments		4,403.00	2,708.96	1,693.10	.94
11000- 1000- 52210- 2000- 001118- 1412- 00000	FICA Payments		3,011.00	1,842.99	1,179.89	11.88-
11000- 1000- 52210- 2000- 001118- 1712- 00000	FICA Payments		3,674.00	2,277.07	1,455.65	58.72-
11000- 1000- 52210- 4010- 001118- 1411- 00000	FICA Payments		816.00	515.84	300.08	.08
11000- 1000- 52210- 4010- 001118- 1413- 00000	FICA Payments		3,602.00	2,327.52	1,390.65	116.17-
11000- 1000- 52210- 4010- 001118- 1416- 00000	FICA Payments		54,712.00	33,821.99	20,992.64	102.63-
11000- 1000- 52210- 4025- 001118- 1621- 00000	FICA Payments		23.00		22.06	.94
11000- 1000- 52210- 4030- 001118- 1411- 00000	FICA Payments		10,955.00		10,954.28	.72
11000- 1000- 52210- 4030- 001118- 1412- 00000	FICA Payments		431.00		430.53	.47

Selection Grouped by Account Type, Filtered by User Permissions, (Org = 130, Online/Offline = N, Period = 6, UnPosted JEs? = N, Assets and Liabilities? = N, Restricted Accts? = Y, Obj Digits = 0, Page Break Lvl = )

Balances through 12/31/2022						Fiscal Year 2022/23	
Funds- Func- Obj ct - Pr gm- Locat n- JbCl - Opt nl	Description	Adopted Budget	Revised Budget	Encumbered	Expenditure	Account Balance	
<b>Funds 11000 - Operational, Func 1000 - Instruction (continued)</b>							
11000- 1000- 52210- 4030- 001118- 1413- 00000	FICA Payments		2,325.00		2,324.88	.12	
11000- 1000- 52210- 4030- 001118- 1414- 00000	FICA Payments		1,120.00		1,119.45	.55	
11000- 1000- 52210- 4030- 001118- 1711- 00000	FICA Payments		150.00		149.19	.81	
11000- 1000- 52210- 4030- 001118- 1713- 00000	FICA Payments		453.00		452.67	.33	
11000- 1000- 52210- 4030- 001118- 1714- 00000	FICA Payments		460.00		459.72	.28	
11000- 1000- 52210- 4040- 001118- 1411- 00000	FICA Payments		103.00		173.56	70.56-	
11000- 1000- 52210- 4040- 001118- 1711- 00000	FICA Payments				8.68	8.68-	
11000- 1000- 52210- 9000- 001118- 1621- 00000	FICA Payments		245.00		569.67	324.67-	
11000- 1000- 52220- 0000- 001118- 1611- 00000	MedicarePaymnts		138.00		163.30	25.30-	
11000- 1000- 52220- 0000- 001118- 2000- 00000	MedicarePaymnts	28,881.00					
11000- 1000- 52220- 1010- 001118- 1411- 00000	MedicarePaymnts		5,583.00	3,098.65	1,990.46	493.89	
11000- 1000- 52220- 1010- 001118- 1413- 00000	MedicarePaymnts		1,844.00	997.11	634.73	212.16	
11000- 1000- 52220- 1010- 001118- 1414- 00000	MedicarePaymnts				5.80	5.80-	
11000- 1000- 52220- 1010- 001118- 1621- 00000	MedicarePaymnts		31.00		30.52	.48	
11000- 1000- 52220- 1010- 001118- 1711- 00000	MedicarePaymnts		341.00	189.92	186.51	35.43-	
11000- 1000- 52220- 1010- 001118- 1713- 00000	MedicarePaymnts		677.00	413.70	281.50	18.20-	
11000- 1000- 52220- 1010- 001118- 1714- 00000	MedicarePaymnts		349.00	212.18	141.70	4.88-	
11000- 1000- 52220- 1020- 001118- 1411- 00000	MedicarePaymnts		1,030.00	633.60	396.00	.40	
11000- 1000- 52220- 2000- 001118- 1412- 00000	MedicarePaymnts		704.00	430.98	275.92	2.90-	
11000- 1000- 52220- 2000- 001118- 1712- 00000	MedicarePaymnts		860.00	532.54	340.42	12.96-	
11000- 1000- 52220- 4010- 001118- 1411- 00000	MedicarePaymnts		191.00	120.64	70.19	.17	
11000- 1000- 52220- 4010- 001118- 1413- 00000	MedicarePaymnts		843.00	544.32	325.23	26.55-	
11000- 1000- 52220- 4010- 001118- 1416- 00000	MedicarePaymnts		12,796.00	7,909.63	4,909.51	23.14-	
11000- 1000- 52220- 4025- 001118- 1621- 00000	MedicarePaymnts		6.00		5.15	.85	
11000- 1000- 52220- 4030- 001118- 1411- 00000	MedicarePaymnts		2,562.00		2,561.95	.05	
11000- 1000- 52220- 4030- 001118- 1412- 00000	MedicarePaymnts		101.00		100.68	.32	
11000- 1000- 52220- 4030- 001118- 1413- 00000	MedicarePaymnts		544.00		543.75	.25	
11000- 1000- 52220- 4030- 001118- 1414- 00000	MedicarePaymnts		262.00		261.81	.19	
11000- 1000- 52220- 4030- 001118- 1711- 00000	MedicarePaymnts		35.00		34.90	.10	
11000- 1000- 52220- 4030- 001118- 1713- 00000	MedicarePaymnts		106.00		105.85	.15	
11000- 1000- 52220- 4030- 001118- 1714- 00000	MedicarePaymnts		108.00		107.51	.49	
11000- 1000- 52220- 4040- 001118- 1411- 00000	MedicarePaymnts		24.00		40.57	16.57-	
11000- 1000- 52220- 4040- 001118- 1711- 00000	MedicarePaymnts				2.03	2.03-	
11000- 1000- 52220- 9000- 001118- 1621- 00000	MedicarePaymnts		58.00		133.22	75.22-	
11000- 1000- 52311- 0000- 001118- 2000- 00000	Hth&MedPremiums	75,963.00					
11000- 1000- 52311- 1010- 001118- 1411- 00000	Hth&MedPremiums		30,225.00	18,267.75	11,427.22	530.03	

Selection Grouped by Account Type, Filtered by User Permissions, (Org = 130, Online/Offline = N, Period = 6, UnPosted JEs? = N, Assets and Liabilities? = N, Restricted Accts? = Y, Objc Digits = 0, Page Break Lvl = )

Balances through 12/31/2022						Fiscal Year 2022/23	
Funds- Func- Obj ct - Pr gm- Locat n- JbCl - Opt nl	Description	Adopted Budget	Revised Budget	Encumbered	Expenditure	Account Balance	
<b>Funds 11000 - Operational, Func 1000 - Instruction (continued)</b>							
11000- 1000- 52311- 1010- 001118- 1413- 00000	Hth&MedPremiums		2,455.00		463.09-	2,918.09	
11000- 1000- 52311- 1010- 001118- 1711- 00000	Hth&MedPremiums		3,131.00	2,352.00	1,396.10	617.10-	
11000- 1000- 52311- 1010- 001118- 1713- 00000	Hth&MedPremiums		3.00		305.90	302.90-	
11000- 1000- 52311- 4010- 001118- 1413- 00000	Hth&MedPremiums		3,956.00		2,372.87	1,583.13	
11000- 1000- 52311- 4010- 001118- 1416- 00000	Hth&MedPremiums		52,634.00	33,479.25	19,153.75	1.00	
11000- 1000- 52311- 4025- 001118- 1412- 00000	Hth&MedPremiums		132.00		131.29	.71	
11000- 1000- 52312- 0000- 001118- 1611- 00000	Life		3.00		2.63	.37	
11000- 1000- 52312- 0000- 001118- 2000- 00000	Life	1,984.00					
11000- 1000- 52312- 1010- 001118- 1411- 00000	Life		509.00	276.15	202.51	30.34	
11000- 1000- 52312- 1010- 001118- 1413- 00000	Life		143.00	78.90	47.34	16.76	
11000- 1000- 52312- 1010- 001118- 1711- 00000	Life		69.00	39.45	39.45	9.90-	
11000- 1000- 52312- 1010- 001118- 1713- 00000	Life		119.00	78.90	60.49	20.39-	
11000- 1000- 52312- 1010- 001118- 1714- 00000	Life		56.00	39.45	15.78	.77	
11000- 1000- 52312- 1020- 001118- 1411- 00000	Life		61.00	39.45	21.04	.51	
11000- 1000- 52312- 2000- 001118- 1412- 00000	Life		111.00	78.90	31.56	.54	
11000- 1000- 52312- 2000- 001118- 1712- 00000	Life		140.00	118.35	68.38	46.73-	
11000- 1000- 52312- 4010- 001118- 1413- 00000	Life		58.00	39.45	28.93	10.38-	
11000- 1000- 52312- 4010- 001118- 1416- 00000	Life		793.00	505.05	276.73	11.22	
11000- 1000- 52312- 4025- 001118- 1412- 00000	Life		61.00	39.45	21.04	.51	
11000- 1000- 52313- 0000- 001118- 2000- 00000	Dental	4,551.00	4,551.00			4,551.00	
11000- 1000- 52313- 1010- 001118- 1411- 00000	Dental		1,426.00	887.25	516.02	22.73	
11000- 1000- 52313- 1010- 001118- 1413- 00000	Dental		360.00	244.95	16.33	98.72	
11000- 1000- 52313- 1010- 001118- 1711- 00000	Dental		89.00	69.90	36.90	17.80-	
11000- 1000- 52313- 1010- 001118- 1713- 00000	Dental		645.00	417.00	241.00	13.00-	
11000- 1000- 52313- 1010- 001118- 1714- 00000	Dental		367.00	244.95	126.78	4.73-	
11000- 1000- 52313- 2000- 001118- 1412- 00000	Dental		198.00	128.70	68.64	.66	
11000- 1000- 52313- 2000- 001118- 1712- 00000	Dental			160.80	32.17	192.97-	
11000- 1000- 52313- 4010- 001118- 1413- 00000	Dental		107.00		58.06	48.94	
11000- 1000- 52313- 4010- 001118- 1416- 00000	Dental		2,201.00	1,392.00	808.94	.06	
11000- 1000- 52313- 4025- 001118- 1412- 00000	Dental		6.00		5.72	.28	
11000- 1000- 52314- 0000- 001118- 2000- 00000	Vision	836.00					
11000- 1000- 52314- 1010- 001118- 1411- 00000	Vision		184.00	110.85	68.34	4.81	
11000- 1000- 52314- 1010- 001118- 1413- 00000	Vision		16.00		3.17-	19.17	
11000- 1000- 52314- 1010- 001118- 1711- 00000	Vision		39.00	30.45	16.10	7.55-	
11000- 1000- 52314- 1010- 001118- 1713- 00000	Vision		108.00	69.00	46.97	7.97-	
11000- 1000- 52314- 1010- 001118- 1714- 00000	Vision		73.00	47.25	26.24	.49-	

Selection Grouped by Account Type, Filtered by User Permissions, (Org = 130, Online/Offline = N, Period = 6, UnPosted JEs? = N, Assets and Liabilities? = N, Restricted Accts? = Y, Objct = 5, Obj Digits = 0, Page Break Lvl = )



Balances through 12/31/2022						Fiscal Year 2022/23
Funds- Func- Obj ct - Pr gm- Locat n- JbCl - Opt nl	Description	Adopted Budget	Revised Budget	Encumbered	Expenditure	Account Balance
<b>Funds 11000 - Operational, Func 1000 - Instruction (continued)</b>						
11000- 1000- 52314- 2000- 001118- 1412- 00000	Vision		44.00	28.20	15.04	.76
11000- 1000- 52314- 2000- 001118- 1712- 00000	Vision			35.10	7.03	42.13-
11000- 1000- 52314- 4010- 001118- 1416- 00000	Vision		444.00	287.70	155.76	.54
11000- 1000- 52315- 0000- 001118- 2000- 00000	Disability	1,675.00				
11000- 1000- 52315- 1010- 001118- 1411- 00000	Disability		353.00	265.95	149.95	62.90-
11000- 1000- 52315- 2000- 001118- 1412- 00000	Disability		139.00	111.30	51.05	23.35-
11000- 1000- 52315- 4010- 001118- 1416- 00000	Disability		721.00	565.59	268.54	113.13-
11000- 1000- 52315- 4025- 001118- 1412- 00000	Disability		6.00		5.10	.90
11000- 1000- 52500- 0000- 001118- 1611- 00000	UnemploymntComp		31.00		35.10	4.10-
11000- 1000- 52500- 0000- 001118- 2000- 00000	UnemploymntComp	3,132.00				
11000- 1000- 52500- 1010- 001118- 1411- 00000	UnemploymntComp		723.00	539.05	65.62	118.33
11000- 1000- 52500- 1010- 001118- 1413- 00000	UnemploymntComp		241.00	175.59	64.70	.71
11000- 1000- 52500- 1010- 001118- 1621- 00000	UnemploymntComp				.79	.79-
11000- 1000- 52500- 1010- 001118- 1711- 00000	UnemploymntComp		85.00	47.52	44.36	6.88-
11000- 1000- 52500- 1010- 001118- 1713- 00000	UnemploymntComp		157.00	95.04	65.98	4.02-
11000- 1000- 52500- 1010- 001118- 1714- 00000	UnemploymntComp		81.00	48.96	32.13	.09-
11000- 1000- 52500- 2000- 001118- 1712- 00000	UnemploymntComp		197.00	122.40	77.67	3.07-
11000- 1000- 52500- 4010- 001118- 1411- 00000	UnemploymntComp			19.36		19.36-
11000- 1000- 52500- 4010- 001118- 1413- 00000	UnemploymntComp		167.00	94.68	71.77	.55
11000- 1000- 52500- 4010- 001118- 1416- 00000	UnemploymntComp		1,529.00	1,305.25	223.13	.62
11000- 1000- 52500- 4025- 001118- 1621- 00000	UnemploymntComp				.25	.25-
11000- 1000- 52500- 4030- 001118- 1411- 00000	UnemploymntComp		123.00		122.61	.39
11000- 1000- 52500- 4030- 001118- 1413- 00000	UnemploymntComp		46.00		45.84	.16
11000- 1000- 52500- 4030- 001118- 1711- 00000	UnemploymntComp		8.00		7.94	.06
11000- 1000- 52500- 4030- 001118- 1713- 00000	UnemploymntComp		25.00		24.09	.91
11000- 1000- 52500- 4030- 001118- 1714- 00000	UnemploymntComp		25.00		24.47	.53
11000- 1000- 52500- 9000- 001118- 1621- 00000	UnemploymntComp		2.00		3.86	1.86-
11000- 1000- 52710- 0000- 001118- 1611- 00000	WorkersCompPrem		382.00		382.00	
11000- 1000- 52710- 0000- 001118- 2000- 00000	WorkersCompPrem	33,899.00	33,899.00			33,899.00
11000- 1000- 52710- 1010- 001118- 1411- 00000	WorkersCompPrem		6,866.00		6,866.00	
11000- 1000- 52710- 1010- 001118- 1413- 00000	WorkersCompPrem		908.00		908.00	
11000- 1000- 52710- 1010- 001118- 1713- 00000	WorkersCompPrem		1,381.00		1,381.00	
11000- 1000- 52710- 2000- 001118- 1412- 00000	WorkersCompPrem		4,894.00		4,894.00	
11000- 1000- 52710- 2000- 001118- 1712- 00000	WorkersCompPrem		324.00		324.00	
11000- 1000- 52710- 4010- 001118- 1413- 00000	WorkersCompPrem		1,998.00		1,998.00	
11000- 1000- 52710- 4010- 001118- 1416- 00000	WorkersCompPrem		5,705.00		5,705.00	

Selection Grouped by Account Type, Filtered by User Permissions, (Org = 130, Online/Offline = N, Period = 6, UnPosted JEs? = N, Assets and Liabilities? = N, Restricted Accts? = Y, Obj Digits = 0, Page Break Lvl = )

Balances through 12/31/2022						Fiscal Year 2022/23	
Funds- Func- Obj ct - Pr gm- Locat n- JbCl - Opt nl	Description	Adopted Budget	Revised Budget	Encumbered	Expenditure	Account Balance	
<b>Funds 11000 - Operational, Func 1000 - Instruction (continued)</b>							
11000- 1000- 52710- 4025- 001118- 1412- 00000	WorkersCompPrem		1,610.00		1,610.00		
11000- 1000- 52720- 0000- 001118- 2000- 00000	WorkrsCompERFee	348.00	348.00			348.00	
11000- 1000- 52720- 1010- 001118- 1411- 00000	WorkrsCompERFee		72.00	32.20	32.20	7.60	
11000- 1000- 52720- 1010- 001118- 1413- 00000	WorkrsCompERFee		21.00	9.20	9.20	2.60	
11000- 1000- 52720- 1010- 001118- 1711- 00000	WorkrsCompERFee		10.00	4.60	4.60	.80	
11000- 1000- 52720- 1010- 001118- 1713- 00000	WorkrsCompERFee		19.00	9.20	9.20	.60	
11000- 1000- 52720- 1010- 001118- 1714- 00000	WorkrsCompERFee		10.00	4.60	4.60	.80	
11000- 1000- 52720- 1020- 001118- 1411- 00000	WorkrsCompERFee		10.00	4.60	4.60	.80	
11000- 1000- 52720- 2000- 001118- 1412- 00000	WorkrsCompERFee		19.00	9.20	9.20	.60	
11000- 1000- 52720- 2000- 001118- 1712- 00000	WorkrsCompERFee		23.00	13.80	9.20		
11000- 1000- 52720- 4010- 001118- 1413- 00000	WorkrsCompERFee		10.00	4.60	4.60	.80	
11000- 1000- 52720- 4010- 001118- 1416- 00000	WorkrsCompERFee		118.00	58.88	58.88	.24	
11000- 1000- 52720- 4025- 001118- 1412- 00000	WorkrsCompERFee		10.00	4.60	4.60	.80	
11000- 1000- 53300- 1010- 001118- 0000- 00000	ProfDevRollup			3,001.68		3,001.68-	
11000- 1000- 53330- 0000- 001118- 0000- 00000	ProfessDevelop		1,934.00	1,445.78	487.34	.88	
11000- 1000- 53330- 1010- 001118- 0000- 00000	ProfessDevelop	8,100.00	11,102.00	6,373.48	641.00	4,087.52	
11000- 1000- 53400- 1010- 001118- 0000- 00000	OtherProfSvcs			3,910.00		3,910.00-	
11000- 1000- 53414- 1010- 001118- 0000- 00000	OthProfTechSvcs		3,910.00			3,910.00	
11000- 1000- 53711- 1010- 001118- 0000- 00000	Other Charges	500.00	3,268.00	6,405.99	2,744.90	5,882.89-	
11000- 1000- 53711- 9000- 001118- 0000- 00000	Other Charges		1,300.00		1,300.00		
11000- 1000- 55817- 1010- 001118- 0000- 00000	Student Travel	2,000.00	2,000.00	225.00		1,775.00	
11000- 1000- 55817- 9000- 001118- 0000- 00000	Student Travel		900.00		900.00		
11000- 1000- 55819- 0000- 001118- 0000- 00000	EmpTravTeachers			100.00		100.00-	
11000- 1000- 55819- 1010- 001118- 0000- 00000	EmpTravTeachers	1,000.00	1,106.00	1,005.60		100.40	
11000- 1000- 55915- 1010- 001118- 0000- 00000	OthContractSvcs	59,800.00	60,000.00		5,454.54	54,545.46	
11000- 1000- 56112- 1010- 001118- 0000- 00000	Other Textbooks	90,945.00	78,808.00	4,164.25		74,643.75	
11000- 1000- 56113- 1010- 001118- 0000- 00000	Software	43,495.00	43,495.00	30,027.78	5,770.00	7,697.22	
11000- 1000- 56118- 1010- 001118- 0000- 00000	GenSuppliesMats	35,000.00	47,039.00	13,779.02	24,930.67	8,329.31	
11000- 1000- 56118- 9000- 001118- 0000- 00000	GenSuppliesMats				1,240.00	1,240.00-	
11000- 1000- 56119- 1010- 001118- 0000- 00000	SupAst<5K	2,000.00	13,282.00		13,282.00		
11000- 1000- 57331- 1010- 001118- 0000- 00000	FixedAssets>\$5k	287,170.00					
11000- 1000- 57331- 4030- 001118- 0000- 00000	FixedAssets>\$5k	325,000.00	40.00			40.00	
11000- 1000- 57331- 4040- 001118- 0000- 00000	FixedAssets>\$5k	105,000.00					
<b>Total for Func 1000 and Expense accounts</b>		<b>3,606,235.00</b>	<b>3,354,984.00</b>	<b>1,660,156.41</b>	<b>1,455,977.68</b>	<b>238,849.91</b>	
<b>Funds 11000 - Operational, Func 2000 - SupportServices</b>							
11000- 2000- 53400- 1010- 001118- 0000- 00000	OtherProfSvcs			10.75		10.75-	

Selection Grouped by Account Type, Filtered by User Permissions, (Org = 130, Online/Offline = N, Period = 6, UnPosted JEs? = N, Assets and Liabilities? = N, Restricted Accts? = Y, Objct = 5, Obj Digits = 0, Page Break Lvl = )

Balances through 12/31/2022						Fiscal Year 2022/23
Funds- Func- Obj ct - Pr gm- Locat n- Jb Cl - Opt nl	Description	Adopted Budget	Revised Budget	Encumbered	Expenditure	Account Balance
<b>Total for Func 2000 and Expense accounts</b>		<b>.00</b>	<b>.00</b>	<b>10.75</b>	<b>.00</b>	<b>10.75-</b>
<b>Funds 11000 - Operational, Func 2100 - SuppSvcsStudnts</b>						
11000- 2100- 51100- 0000- 001118- 1216- 00000	SalariesExpense,HealthAss		25,000.00	20,218.35	14,826.79	10,045.14-
11000- 2100- 51100- 2000- 001118- 1211- 00000	SalariesExpense,CoordSubS			49,038.60	35,961.64	85,000.24-
11000- 2100- 51100- 4025- 001118- 1214- 00000	SalariesExpense,Couns-Soc	55,193.00	61,016.00	37,547.84	23,467.40	.76
11000- 2100- 51200- 0000- 001118- 1216- 00000	OvertimeExpense,HealthAss		2,924.00		3,017.30	93.30-
11000- 2100- 51300- 0000- 001118- 1216- 00000	AddtnlCompenstn,HealthAss		167.00		208.60	41.60-
11000- 2100- 51300- 2000- 001118- 1211- 00000	AddtnlCompenstn,CoordSubS				1,000.00	1,000.00-
11000- 2100- 51300- 4025- 001118- 1214- 00000	AddtnlCompenstn,Couns-Soc		2,693.00		2,892.45	199.45-
11000- 2100- 51300- 4030- 001118- 1214- 00000	AddtnlCompenstn,Couns-Soc		8,334.00		8,333.01	.99
11000- 2100- 52111- 0000- 001118- 1216- 00000	EducRetirement		6,554.00	3,467.40	3,096.05	9.45-
11000- 2100- 52111- 0000- 001118- 2000- 00000	EducRetirement	9,466.00	9,466.00			9,466.00
11000- 2100- 52111- 2000- 001118- 1211- 00000	EducRetirement		14,578.00	8,410.05	6,167.37	.58
11000- 2100- 52111- 4025- 001118- 1214- 00000	EducRetirement		10,926.00	6,439.52	4,486.45	.03
11000- 2100- 52111- 4030- 001118- 1214- 00000	EducRetirement		1,430.00		1,429.10	.90
11000- 2100- 52112- 0000- 001118- 1216- 00000	ERARetireeHlth		765.00	404.40	361.09	.49-
11000- 2100- 52112- 0000- 001118- 2000- 00000	ERARetireeHlth	1,104.00	1,104.00			1,104.00
11000- 2100- 52112- 2000- 001118- 1211- 00000	ERARetireeHlth		1,700.00	980.70	719.18	.12
11000- 2100- 52112- 4025- 001118- 1214- 00000	ERARetireeHlth		1,275.00	750.88	523.16	.96
11000- 2100- 52112- 4030- 001118- 1214- 00000	ERARetireeHlth		167.00		166.67	.33
11000- 2100- 52210- 0000- 001118- 1216- 00000	FICA Payments		2,156.00	1,127.27	1,032.16	3.43-
11000- 2100- 52210- 0000- 001118- 2000- 00000	FICA Payments	3,422.00	3,422.00			3,422.00
11000- 2100- 52210- 2000- 001118- 1211- 00000	FICA Payments		5,270.00	3,040.35	2,291.59	61.94-
11000- 2100- 52210- 4025- 001118- 1214- 00000	FICA Payments		3,618.00	2,110.62	1,519.05	11.67-
11000- 2100- 52210- 4030- 001118- 1214- 00000	FICA Payments		517.00		516.65	.35
11000- 2100- 52220- 0000- 001118- 1216- 00000	MedicarePaymnts		505.00	263.70	241.39	.09-
11000- 2100- 52220- 0000- 001118- 2000- 00000	MedicarePaymnts	801.00	801.00			801.00
11000- 2100- 52220- 2000- 001118- 1211- 00000	MedicarePaymnts		1,233.00	711.00	535.90	13.90-
11000- 2100- 52220- 4025- 001118- 1214- 00000	MedicarePaymnts		846.00	493.63	355.26	2.89-
11000- 2100- 52220- 4030- 001118- 1214- 00000	MedicarePaymnts		121.00		120.83	.17
11000- 2100- 52311- 0000- 001118- 1216- 00000	Hth&MedPremiums		5,019.00	2,922.22	2,096.48	.30
11000- 2100- 52311- 0000- 001118- 2000- 00000	Hth&MedPremiums	5,845.00	5,845.00			5,845.00
11000- 2100- 52311- 4025- 001118- 1214- 00000	Hth&MedPremiums		5,937.00	3,871.80	2,064.97	.23
11000- 2100- 52312- 0000- 001118- 1216- 00000	Life		64.00	36.82	26.30	.88
11000- 2100- 52312- 0000- 001118- 2000- 00000	Life	57.00	57.00			57.00
11000- 2100- 52312- 2000- 001118- 1211- 00000	Life		64.00	36.82	26.30	.88
11000- 2100- 52312- 4025- 001118- 1214- 00000	Life		61.00	39.45	21.04	.51

Selection Grouped by Account Type, Filtered by User Permissions, (Org = 130, Online/Offline = N, Period = 6, UnPosted JEs? = N, Assets and Liabilities? = N, Restricted Accts? = Y, Obj Digits = 0, Page Break Lvl = )

Balances through 12/31/2022						Fiscal Year 2022/23
Funds- Func- Obj ct - Pr gm- Locat n- JbCl - Opt nl	Description	Adopted Budget	Revised Budget	Encumbered	Expenditure	Account Balance
<b>Funds 11000 - Operational, Func 2100 - SuppSvcsStudnts (continued)</b>						
11000- 2100- 52313- 0000- 001118- 1216- 00000	Dental		224.00	130.20	93.00	.80
11000- 2100- 52313- 0000- 001118- 2000- 00000	Dental	206.00	206.00			206.00
11000- 2100- 52313- 4025- 001118- 1214- 00000	Dental		198.00	128.70	68.64	.66
11000- 2100- 52314- 0000- 001118- 1216- 00000	Vision		46.00	26.32	19.10	.58
11000- 2100- 52314- 0000- 001118- 2000- 00000	Vision	46.00	46.00			46.00
11000- 2100- 52314- 4025- 001118- 1214- 00000	Vision		44.00	28.20	15.04	.76
11000- 2100- 52315- 0000- 001118- 1216- 00000	Disability		90.00	71.12	40.12	21.24-
11000- 2100- 52315- 0000- 001118- 2000- 00000	Disability	176.00	176.00			176.00
11000- 2100- 52315- 2000- 001118- 1211- 00000	Disability		211.00	172.55	94.97	56.52-
11000- 2100- 52315- 4025- 001118- 1214- 00000	Disability		169.00	132.75	61.65	25.40-
11000- 2100- 52500- 0000- 001118- 1216- 00000	UnemploymntComp		86.00	66.75	19.07	.18
11000- 2100- 52500- 0000- 001118- 2000- 00000	UnemploymntComp	90.00	90.00			90.00
11000- 2100- 52710- 0000- 001118- 2000- 00000	WorkersCompPrem	983.00	983.00			983.00
11000- 2100- 52710- 4025- 001118- 1214- 00000	WorkersCompPrem		983.00		983.00	
11000- 2100- 52720- 0000- 001118- 1216- 00000	WorkrsCompERFee		10.00	4.60	4.60	.80
11000- 2100- 52720- 0000- 001118- 2000- 00000	WorkrsCompERFee	10.00	10.00			10.00
11000- 2100- 52720- 2000- 001118- 1211- 00000	WorkrsCompERFee		10.00	4.60	4.60	.80
11000- 2100- 52720- 4025- 001118- 1214- 00000	WorkrsCompERFee		10.00	4.60	4.60	.80
11000- 2100- 53211- 2000- 001118- 0000- 00000	DiagsContracted	15,853.00	17,438.00	11,462.27	4,010.03	1,965.70
11000- 2100- 53212- 2000- 001118- 0000- 00000	SpeechThrpsCont	25,000.00	62,572.00	15,871.99	46,699.25	.76
11000- 2100- 53213- 2000- 001118- 0000- 00000	OccThrpstCont	27,000.00	27,000.00	17,487.72	8,912.28	600.00
11000- 2100- 53214- 2000- 001118- 0000- 00000	TherapistsCont			1,965.70		1,965.70-
11000- 2100- 53215- 2000- 001118- 0000- 00000	PsychologtsCont		8,811.00		8,810.01	.99
11000- 2100- 53414- 0000- 001118- 0000- 00000	OthProfTechSvcs	3,900.00	3,900.00			3,900.00
11000- 2100- 53414- 2000- 001118- 0000- 00000	OthProfTechSvcs		1,282.00		1,281.21	.79
11000- 2100- 53711- 0000- 001118- 0000- 00000	Other Charges	500.00	2,798.00			2,798.00
11000- 2100- 53711- 1010- 001118- 0000- 00000	Other Charges			2,453.74		2,453.74-
11000- 2100- 55915- 0000- 001118- 0000- 00000	OthContractSvcs	5,500.00	7,144.00	6,435.29	707.81	.90
11000- 2100- 55915- 4025- 001118- 0000- 00000	OthContractSvcs	59,880.00	59,880.00			59,880.00
11000- 2100- 56118- 0000- 001118- 0000- 00000	GenSuppliesMats	15,000.00	15,000.00		2,053.88	12,946.12
11000- 2100- 56118- 4025- 001118- 0000- 00000	GenSuppliesMats	2,500.00	2,500.00	593.97		1,906.03
11000- 2100- 57331- 0000- 001118- 0000- 00000	FixedAssets>\$5k		10,000.00	10,000.00		
<b>Total for Func 2100 and Expense accounts</b>		<b>232,532.00</b>	<b>405,552.00</b>	<b>208,952.49</b>	<b>191,387.04</b>	<b>5,212.47</b>
<b>Funds 11000 - Operational, Func 2200 - Suppt Svcs Inst</b>						
11000- 2200- 56113- 0000- 001118- 0000- 00000	Software		2,938.00			2,938.00
<b>Total for Func 2200 and Expense accounts</b>		<b>.00</b>	<b>2,938.00</b>	<b>.00</b>	<b>.00</b>	<b>2,938.00</b>

Selection Grouped by Account Type, Filtered by User Permissions, (Org = 130, Online/Offline = N, Period = 6, UnPosted JEs? = N, Assets and Liabilities? = N, Restricted Accts? = Y, Obj Digits = 0, Page Break Lvl = )

Balances through 12/31/2022						Fiscal Year 2022/23
Funds- Func- Obj ct - Pr gm- Locat n- Jb Cl - Opt nl	Description	Adopted Budget	Revised Budget	Encumbered	Expenditure	Account Balance
<b>Funds 11000 - Operational, Func 2300 - SupptSvcs-Admin</b>						
11000- 2300- 51100- 0000- 001118- 1111- 00000	SalariesExpense,Superinte	118,952.00	128,001.00	68,923.12	59,076.96	.92
11000- 2300- 52111- 0000- 001118- 1111- 00000	EducRetirement		21,953.00	11,820.34	10,131.72	.94
11000- 2300- 52111- 0000- 001118- 2000- 00000	EducRetirement	20,401.00	20,401.00			20,401.00
11000- 2300- 52112- 0000- 001118- 1111- 00000	ERARetireeHlth			1,378.44	1,181.52	2,559.96-
11000- 2300- 52112- 0000- 001118- 2000- 00000	ERARetireeHlth	2,380.00	2,380.00			2,380.00
11000- 2300- 52210- 0000- 001118- 1111- 00000	FICA Payments			3,876.51	3,331.33	7,207.84-
11000- 2300- 52210- 0000- 001118- 2000- 00000	FICA Payments	7,376.00	7,376.00			7,376.00
11000- 2300- 52220- 0000- 001118- 1111- 00000	MedicarePaymnts			906.55	779.07	1,685.62-
11000- 2300- 52220- 0000- 001118- 2000- 00000	MedicarePaymnts	1,725.00	1,725.00			1,725.00
11000- 2300- 52311- 0000- 001118- 1111- 00000	Hth&MedPremiums			8,523.45	7,100.77	15,624.22-
11000- 2300- 52311- 0000- 001118- 2000- 00000	Hth&MedPremiums	14,845.00	14,845.00			14,845.00
11000- 2300- 52312- 0000- 001118- 1111- 00000	Life			34.19	28.93	63.12-
11000- 2300- 52312- 0000- 001118- 2000- 00000	Life	57.00	57.00			57.00
11000- 2300- 52313- 0000- 001118- 1111- 00000	Dental			333.58	282.26	615.84-
11000- 2300- 52313- 0000- 001118- 2000- 00000	Dental	616.00	616.00			616.00
11000- 2300- 52314- 0000- 001118- 1111- 00000	Vision			55.12	46.64	101.76-
11000- 2300- 52314- 0000- 001118- 2000- 00000	Vision	102.00	102.00			102.00
11000- 2300- 52500- 0000- 001118- 1111- 00000	UnemploymntComp			94.73		94.73-
11000- 2300- 52500- 0000- 001118- 2000- 00000	UnemploymntComp	90.00	90.00			90.00
11000- 2300- 52710- 0000- 001118- 1111- 00000	WorkersCompPrem				2,118.00	2,118.00-
11000- 2300- 52710- 0000- 001118- 2000- 00000	WorkersCompPrem	2,118.00	2,118.00			2,118.00
11000- 2300- 52720- 0000- 001118- 1111- 00000	WorkrsCompERFee			4.60	4.60	9.20-
11000- 2300- 52720- 0000- 001118- 2000- 00000	WorkrsCompERFee	10.00	10.00			10.00
11000- 2300- 53411- 0000- 001118- 0000- 00000	Auditing	15,000.00	15,000.00	4,577.90	18,252.10	7,830.00-
11000- 2300- 53413- 0000- 001118- 0000- 00000	Legal	32,363.00	32,363.00	24,824.00	13,471.88	5,932.88-
11000- 2300- 53711- 0000- 001118- 0000- 00000	Other Charges	500.00	500.00			500.00
11000- 2300- 55812- 0000- 001118- 0000- 00000	Board Training	2,500.00	2,500.00	2,000.00		500.00
<b>Total for Func 2300 and Expense accounts</b>		<b>219,035.00</b>	<b>250,037.00</b>	<b>127,352.53</b>	<b>115,805.78</b>	<b>6,878.69</b>
<b>Funds 11000 - Operational, Func 2400 - SupSvcsSchAdmin</b>						
11000- 2400- 51100- 0000- 001118- 1112- 00000	SalariesExpense,Principal	74,984.00	74,984.00	49,038.60	35,961.64	10,016.24-
11000- 2400- 51100- 0000- 001118- 1217- 00000	SalariesExpense,SecClerTe	93,258.00	93,258.00	42,879.30	32,292.75	18,085.95
11000- 2400- 51200- 0000- 001118- 1217- 00000	OvertimeExpense,SecClerTe	4,000.00	4,000.00		2,218.42	1,781.58
11000- 2400- 51300- 0000- 001118- 1112- 00000	AddtnlCompenstn,Principal				200.00	200.00-
11000- 2400- 51300- 0000- 001118- 1217- 00000	AddtnlCompenstn,SecClerTe			5,340.90	7,150.19	12,491.09-
11000- 2400- 52111- 0000- 001118- 1112- 00000	EducRetirement			8,410.05	6,167.37	14,577.42-
11000- 2400- 52111- 0000- 001118- 1217- 00000	EducRetirement			8,269.80	7,027.84	15,297.64-

Selection Grouped by Account Type, Filtered by User Permissions, (Org = 130, Online/Offline = N, Period = 6, UnPosted JEs? = N, Assets and Liabilities? = N, Restricted Accts? = Y, Obj Digits = 0, Page Break Lvl = )

Balances through 12/31/2022						Fiscal Year 2022/23	
Funds- Func- Obj ct - Pr gm- Locat n- Jb Cl - Opt nl	Description	Adopted Budget	Revised Budget	Encumbered	Expenditure	Account Balance	
<b>Funds 11000 - Operational, Func 2400 - SupSvcsSchAdmin (continued)</b>							
11000- 2400- 52111- 0000- 001118- 2000- 00000	EducRetirement	29,541.00	29,541.00			29,541.00	
11000- 2400- 52112- 0000- 001118- 1112- 00000	ERARetireeHlth			980.70	719.18	1,699.88-	
11000- 2400- 52112- 0000- 001118- 1217- 00000	ERARetireeHlth			964.35	819.57	1,783.92-	
11000- 2400- 52112- 0000- 001118- 2000- 00000	ERARetireeHlth	3,447.00	3,447.00			3,447.00	
11000- 2400- 52210- 0000- 001118- 1112- 00000	FICA Payments			2,826.15	2,089.09	4,915.24-	
11000- 2400- 52210- 0000- 001118- 1217- 00000	FICA Payments			2,989.79	2,583.02	5,572.81-	
11000- 2400- 52210- 0000- 001118- 2000- 00000	FICA Payments	10,681.00	10,681.00			10,681.00	
11000- 2400- 52220- 0000- 001118- 1112- 00000	MedicarePaymnts			660.95	488.57	1,149.52-	
11000- 2400- 52220- 0000- 001118- 1217- 00000	MedicarePaymnts			699.16	604.12	1,303.28-	
11000- 2400- 52220- 0000- 001118- 2000- 00000	MedicarePaymnts	2,499.00	2,499.00			2,499.00	
11000- 2400- 52311- 0000- 001118- 1112- 00000	Hth&MedPremiums			3,613.68	2,551.96	6,165.64-	
11000- 2400- 52311- 0000- 001118- 1217- 00000	Hth&MedPremiums				597.14-	597.14	
11000- 2400- 52311- 0000- 001118- 2000- 00000	Hth&MedPremiums	13,937.00	13,937.00			13,937.00	
11000- 2400- 52312- 0000- 001118- 1112- 00000	Life			36.82	26.30	63.12-	
11000- 2400- 52312- 0000- 001118- 1217- 00000	Life			73.64	49.97	123.61-	
11000- 2400- 52312- 0000- 001118- 2000- 00000	Life	228.00	228.00			228.00	
11000- 2400- 52313- 0000- 001118- 1112- 00000	Dental			120.12	85.80	205.92-	
11000- 2400- 52313- 0000- 001118- 1217- 00000	Dental				8.18-	8.18	
11000- 2400- 52313- 0000- 001118- 2000- 00000	Dental	516.00	516.00			516.00	
11000- 2400- 52314- 0000- 001118- 1112- 00000	Vision			26.32	18.80	45.12-	
11000- 2400- 52314- 0000- 001118- 2000- 00000	Vision	92.00	92.00			92.00	
11000- 2400- 52315- 0000- 001118- 1112- 00000	Disability			172.55	101.93	274.48-	
11000- 2400- 52315- 0000- 001118- 2000- 00000	Disability	315.00	315.00			315.00	
11000- 2400- 52500- 0000- 001118- 1217- 00000	UnemploymntComp			159.15	64.18	223.33-	
11000- 2400- 52500- 0000- 001118- 2000- 00000	UnemploymntComp	360.00	360.00			360.00	
11000- 2400- 52710- 0000- 001118- 1112- 00000	WorkersCompPrem				1,335.00	1,335.00-	
11000- 2400- 52710- 0000- 001118- 1217- 00000	WorkersCompPrem				1,661.00	1,661.00-	
11000- 2400- 52710- 0000- 001118- 2000- 00000	WorkersCompPrem	2,996.00	2,996.00			2,996.00	
11000- 2400- 52720- 0000- 001118- 1112- 00000	WorkrsCompERFee			4.60	4.60	9.20-	
11000- 2400- 52720- 0000- 001118- 1217- 00000	WorkrsCompERFee			9.20	9.20	18.40-	
11000- 2400- 52720- 0000- 001118- 2000- 00000	WorkrsCompERFee	40.00	40.00			40.00	
11000- 2400- 53330- 0000- 001118- 0000- 00000	ProfessDevelop	500.00	500.00	225.00		275.00	
11000- 2400- 53711- 0000- 001118- 0000- 00000	Other Charges	4,631.00	4,631.00		2,948.95	1,682.05	
11000- 2400- 54620- 0000- 001118- 0000- 00000	RentlEquipVehcl			2,872.62	129.24	3,001.86-	
11000- 2400- 54630- 0000- 001118- 0000- 00000	RentalCompEqpmt	11,000.00	11,000.00	7,324.17	4,681.53	1,005.70-	
11000- 2400- 55915- 0000- 001118- 0000- 00000	OthContractSvcs	8,394.00	8,394.00	7,484.92	4,719.08	3,810.00-	

Selection Grouped by Account Type, Filtered by User Permissions, (Org = 130, Online/Offline = N, Period = 6, UnPosted JEs? = N, Assets and Liabilities? = N, Restricted Accts? = Y, Obj Digits = 0, Page Break Lvl = )

Balances through 12/31/2022						Fiscal Year 2022/23
Funds- Func- Obj ct - Pr gm- Locat n- Jb Cl - Opt nl	Description	Adopted Budget	Revised Budget	Encumbered	Expenditure	Account Balance
<b>Funds 11000 - Operational, Func 2400 - SupSvcsSchAdmin (continued)</b>						
11000-2400-56113-0000-001118-0000-00000	Software			75.79	104.09	179.88-
11000-2400-56118-0000-001118-0000-00000	GenSuppliesMats	20,600.00	20,600.00	1,322.03	2,305.54	16,972.43
<b>Total for Func 2400 and Expense accounts</b>		<b>282,019.00</b>	<b>282,019.00</b>	<b>146,580.36</b>	<b>118,513.61</b>	<b>16,925.03</b>
<b>Funds 11000 - Operational, Func 2500 - Central Svcs</b>						
11000-2500-53414-0000-001118-0000-00000	OthProfTechSvcs	237,156.00	237,156.00	101,823.75	84,451.58	50,880.67
11000-2500-53711-0000-001118-0000-00000	Other Charges	7,000.00	7,000.00	144.00	1,508.00	5,348.00
11000-2500-54320-0000-001118-0000-00000	Tech-R&M			30,621.66	25,517.50	56,139.16-
11000-2500-55400-0000-001118-0000-00000	Advertising	700.00	700.00	136.00	500.00	64.00
11000-2500-55915-0000-001118-0000-00000	OthContractSvcs	3,500.00	3,500.00			3,500.00
11000-2500-56113-0000-001118-0000-00000	Software	18,020.00	18,020.00		18,102.00	82.00-
11000-2500-56118-0000-001118-0000-00000	GenSuppliesMats	500.00	500.00	6,595.56	3,422.62	9,518.18-
<b>Total for Func 2500 and Expense accounts</b>		<b>266,876.00</b>	<b>266,876.00</b>	<b>139,320.97</b>	<b>133,501.70</b>	<b>5,946.67-</b>
<b>Funds 11000 - Operational, Func 2600 - Op&amp;MaintofPlant</b>						
11000-2600-51100-0000-001118-1615-00000	SalariesExpense,Custodial	59,296.00	97,808.00	53,165.40	38,987.96	5,654.64
11000-2600-51200-0000-001118-1615-00000	OvertimeExpense,Custodial				4,668.96	4,668.96-
11000-2600-51300-0000-001118-1219-00000	AddtnlCompenstrn,Duty Pers				35.00	35.00-
11000-2600-51300-0000-001118-1615-00000	AddtnlCompenstrn,Custodial	3,000.00	3,000.00		9,240.82	6,240.82-
11000-2600-52111-0000-001118-1219-00000	EducRetirement				6.00	6.00-
11000-2600-52111-0000-001118-1615-00000	EducRetirement			9,117.90	9,072.01	18,189.91-
11000-2600-52111-0000-001118-2000-00000	EducRetirement	10,686.00	10,686.00			10,686.00
11000-2600-52112-0000-001118-1219-00000	ERARetireeHlth				.70	.70-
11000-2600-52112-0000-001118-1615-00000	ERARetireeHlth			1,063.35	1,057.96	2,121.31-
11000-2600-52112-0000-001118-2000-00000	ERARetireeHlth	1,247.00	1,247.00			1,247.00
11000-2600-52210-0000-001118-1219-00000	FICA Payments				2.17	2.17-
11000-2600-52210-0000-001118-1615-00000	FICA Payments			3,169.56	3,192.25	6,361.81-
11000-2600-52210-0000-001118-2000-00000	FICA Payments	3,864.00	3,864.00			3,864.00
11000-2600-52220-0000-001118-1219-00000	MedicarePaymnts				.51	.51-
11000-2600-52220-0000-001118-1615-00000	MedicarePaymnts			741.32	746.62	1,487.94-
11000-2600-52220-0000-001118-2000-00000	MedicarePaymnts	905.00	905.00			905.00
11000-2600-52311-0000-001118-1615-00000	Hth&MedPremiums			2,922.22	2,096.48	5,018.70-
11000-2600-52311-0000-001118-2000-00000	Hth&MedPremiums	4,726.00	4,726.00			4,726.00
11000-2600-52312-0000-001118-1615-00000	Life			110.46	78.90	189.36-
11000-2600-52312-0000-001118-2000-00000	Life	171.00	171.00			171.00
11000-2600-52313-0000-001118-1615-00000	Dental			120.12	87.24	207.36-
11000-2600-52313-0000-001118-2000-00000	Dental	206.00	206.00			206.00
11000-2600-52314-0000-001118-1615-00000	Vision			26.32	19.10	45.42-

Selection Grouped by Account Type, Filtered by User Permissions, (Org = 130, Online/Offline = N, Period = 6, UnPosted JEs? = N, Assets and Liabilities? = N, Restricted Accts? = Y, Obj Digits = 0, Page Break Lvl = )

Balances through 12/31/2022						Fiscal Year 2022/23	
Funds- Func- Obj ct - Pr gm- Locat n- Jb Cl - Opt nl	Description	Adopted Budget	Revised Budget	Encumbered	Expenditure	Account Balance	
<b>Funds 11000 - Operational, Func 2600 - Op&amp;MaintofPlant (continued)</b>							
11000-2600-52314-0000-001118-2000-00000	Vision	46.00	46.00			46.00	
11000-2600-52500-0000-001118-1219-00000	UnemploymntComp				.12	.12-	
11000-2600-52500-0000-001118-1615-00000	UnemploymntComp			175.35	109.82	285.17-	
11000-2600-52500-0000-001118-2000-00000	UnemploymntComp	270.00	270.00			270.00	
11000-2600-52710-0000-001118-1615-00000	WorkersCompPrem				1,058.00	1,058.00-	
11000-2600-52710-0000-001118-2000-00000	WorkersCompPrem	1,058.00	1,058.00			1,058.00	
11000-2600-52720-0000-001118-1615-00000	WorkrsCompERFee			13.80	13.80	27.60-	
11000-2600-52720-0000-001118-2000-00000	WorkrsCompERFee	30.00	30.00			30.00	
11000-2600-53400-0000-001118-0000-00000	OtherProfSvcs			975.94		975.94-	
11000-2600-53711-0000-001118-0000-00000	Other Charges				145.00	145.00-	
11000-2600-54312-0000-001118-0000-00000	MntRepBlgsGrnds	1,000.00	1,000.00	2,821.43	5,402.74	7,224.17-	
11000-2600-54411-0000-001118-0000-00000	Electricity	48,000.00	48,000.00	28,848.38	27,359.95	8,208.33-	
11000-2600-54412-0000-001118-0000-00000	NatGasBuildings	2,000.00	2,000.00	1,641.08	558.92	200.00-	
11000-2600-54415-0000-001118-0000-00000	Water/Sewage	10,000.00	10,000.00	13,206.81	6,759.04	9,965.85-	
11000-2600-54416-0000-001118-0000-00000	CommunicatnSvcs	14,500.00	14,500.00	6,949.40	3,320.73	4,229.87	
11000-2600-54610-0000-001118-0000-00000	RentlLandBldngs	156,921.00	156,921.00	71,797.15	80,919.63	4,204.22	
11000-2600-55200-0000-001118-0000-00000	PropertyLiablns	53,372.00	53,372.00		52,845.00	527.00	
11000-2600-55915-0000-001118-0000-00000	OthContractSvcs	73,030.00	73,030.00	32,584.23	41,550.38	1,104.61-	
11000-2600-56118-0000-001118-0000-00000	GenSuppliesMats	20,000.00	20,000.00	3,311.98	14,148.14	2,539.88	
11000-2600-56119-0000-001118-0000-00000	SupAst<5K	35,000.00	35,000.00	1,084.91	2,091.67	31,823.42	
11000-2600-56216-0000-001118-0000-00000	MaintSuppsParts	2,000.00	2,000.00			2,000.00	
<b>Total for Func 2600 and Expense accounts</b>		<b>501,328.00</b>	<b>539,840.00</b>	<b>233,847.11</b>	<b>305,575.62</b>	<b>417.27</b>	
<b>Funds 11000 - Operational, Func 2660 - Security</b>							
11000-2660-53414-0000-001118-0000-00000	OthProfTechSvcs			6,930.00		6,930.00-	
<b>Total for Func 2660 and Expense accounts</b>		<b>.00</b>	<b>.00</b>	<b>6,930.00</b>	<b>.00</b>	<b>6,930.00-</b>	
<b>Funds 11000 - Operational, Func 3100 - FoodSvcsOpertns</b>							
11000-3100-51300-0000-001118-1217-00000	AddtnlCompenstn,SecClerTe				1,000.00	1,000.00-	
11000-3100-52210-0000-001118-1217-00000	FICA Payments				61.99	61.99-	
11000-3100-52220-0000-001118-1217-00000	MedicarePaymnts				14.50	14.50-	
11000-3100-52500-0000-001118-1217-00000	UnemploymntComp				3.29	3.29-	
11000-3100-57331-0000-001118-0000-00000	FixedAssets>\$5k		6,069.00		6,068.98	.02	
<b>Total for Func 3100 and Expense accounts</b>		<b>.00</b>	<b>6,069.00</b>	<b>.00</b>	<b>7,148.76</b>	<b>1,079.76-</b>	
<b>Total for Funds 11000</b>		<b>5,108,025.00</b>	<b>5,108,315.00</b>	<b>2,523,150.62</b>	<b>2,327,910.19</b>	<b>257,254.19</b>	
<b>Funds 21000 - Food Svcs, Func 3100 - FoodSvcsOpertns</b>							
21000-3100-51100-0000-001118-1217-00000	SalariesExpense,SecClerTe	21,424.00	21,424.00	19,776.00	12,058.72	10,410.72-	

Selection Grouped by Account Type, Filtered by User Permissions, (Org = 130, Online/Offline = N, Period = 6, UnPosted JEs? = N, Assets and Liabilities? = N, Restricted Accts? = Y, Obj Digits = 0, Page Break Lvl = )

Balances through 12/31/2022						Fiscal Year 2022/23
Funds- Func- Obj ct - Pr gm- Locat n- Jb Cl - Opt nl	Description	Adopted Budget	Revised Budget	Encumbered	Expenditure	Account Balance
<b>Funds 21000 - Food Svcs, Func 3100 - FoodSvcsOpertns (continued)</b>						
21000- 3100- 51200- 0000- 001118- 1217- 00000	OvertimeExpense,SecClerTe				278.09	278.09-
21000- 3100- 51300- 0000- 001118- 1217- 00000	AddtnlCompenstn,SecClerTe	2,665.00	2,665.00		25.11	2,639.89
21000- 3100- 52111- 0000- 001118- 1217- 00000	EducRetirement			3,391.68	2,120.10	5,511.78-
21000- 3100- 52111- 0000- 001118- 2000- 00000	EducRetirement	4,133.00	4,133.00			4,133.00
21000- 3100- 52112- 0000- 001118- 1217- 00000	ERARetireeHlth			395.52	247.22	642.74-
21000- 3100- 52112- 0000- 001118- 2000- 00000	ERARetireeHlth	483.00	483.00			483.00
21000- 3100- 52210- 0000- 001118- 1217- 00000	FICA Payments			1,226.24	766.48	1,992.72-
21000- 3100- 52210- 0000- 001118- 2000- 00000	FICA Payments	1,495.00	1,495.00			1,495.00
21000- 3100- 52220- 0000- 001118- 1217- 00000	MedicarePaymnts			286.72	179.19	465.91-
21000- 3100- 52220- 0000- 001118- 2000- 00000	MedicarePaymnts	350.00	350.00			350.00
21000- 3100- 52312- 0000- 001118- 1217- 00000	Life			59.10	30.20	89.30-
21000- 3100- 52312- 0000- 001118- 2000- 00000	Life	57.00	57.00			57.00
21000- 3100- 52315- 0000- 001118- 1217- 00000	Disability				2.55-	2.55
21000- 3100- 52500- 0000- 001118- 1217- 00000	UnemploymntComp			65.28	40.78	106.06-
21000- 3100- 52500- 0000- 001118- 2000- 00000	UnemploymntComp	90.00	90.00			90.00
21000- 3100- 52710- 0000- 001118- 1217- 00000	WorkersCompPrem				382.00	382.00-
21000- 3100- 52710- 0000- 001118- 2000- 00000	WorkersCompPrem	382.00	382.00			382.00
21000- 3100- 52720- 0000- 001118- 1217- 00000	WorkrsCompERFee			6.92	6.90	13.82-
21000- 3100- 52720- 0000- 001118- 2000- 00000	WorkrsCompERFee	10.00	10.00			10.00
21000- 3100- 53330- 0000- 001118- 0000- 00000	ProfessDevelop	200.00	200.00			200.00
21000- 3100- 54411- 0000- 001118- 0000- 00000	Electricity	6,300.00	6,300.00	3,786.34	3,591.01	1,077.35-
21000- 3100- 54412- 0000- 001118- 0000- 00000	NatGasBuildings	1,000.00	1,000.00	820.55	279.45	100.00-
21000- 3100- 54415- 0000- 001118- 0000- 00000	Water/Sewage	2,200.00	2,200.00	2,132.91	844.42	777.33-
21000- 3100- 55915- 0000- 001118- 0000- 00000	OthContractSvcs	200,000.00	200,000.00	86,846.79	169,190.40	56,037.19-
21000- 3100- 56116- 0000- 001118- 0000- 00000	Food			36.40	7,658.50	7,694.90-
21000- 3100- 57331- 0000- 001118- 0000- 00000	FixedAssets>\$5k	37,246.00	37,246.00			37,246.00
<b>Total for Funds 21000, Func 3100 and Expense accounts</b>		<b>278,035.00</b>	<b>278,035.00</b>	<b>118,830.45</b>	<b>197,696.02</b>	<b>38,491.47-</b>
<b>Funds 23000 - Non-InstrctSupp, Func 1000 - Instruction</b>						
23000- 1000- 56118- 1010- 001118- 0000- 00000	GenSuppliesMats		12,599.00	1,697.17	2,570.36	8,331.47
23000- 1000- 56118- 9000- 001118- 0000- 00000	GenSuppliesMats		9,084.00	5.53	3,630.81	5,447.66
<b>Total for Funds 23000, Func 1000 and Expense accounts</b>		<b>.00</b>	<b>21,683.00</b>	<b>1,702.70</b>	<b>6,201.17</b>	<b>13,779.13</b>
<b>Funds 23001 - Athletic, Func 1000 - Instruction</b>						
23001- 1000- 56118- 9000- 001118- 0000- 00000	GenSuppliesMats				1,425.31	1,425.31-
<b>Total for Funds 23001, Func 1000 and Expense accounts</b>		<b>.00</b>	<b>.00</b>	<b>.00</b>	<b>1,425.31</b>	<b>1,425.31-</b>
<b>Funds 23002 - PreK Classroom, Func 1000 - Instruction</b>						
Selection Grouped by Account Type, Filtered by User Permissions, (Org = 130, Online/Offline = N, Period = 6, UnPosted JEs? = N, Assets and Liabilities? = N, Restricted Accts? = Y, Obj Digits = 0, Page Break Lvl = )						

Balances through 12/31/2022						Fiscal Year 2022/23
Funds- Func- Obj ct - Pr gm- Locat n- Jb Cl - Opt nl	Description	Adopted Budget	Revised Budget	Encumbered	Expenditure	Account Balance
<b>Funds 23002 - PreK Classroom, Func 1000 - Instruction</b>						
23002- 1000- 56118- 1010- 001118- 0000- 00000	GenSuppliesMats			6,645.20		6,645.20-
<b>Total for Funds 23002, Func 1000 and Expense accounts</b>		<b>.00</b>	<b>.00</b>	<b>6,645.20</b>	<b>.00</b>	<b>6,645.20-</b>
<b>Funds 23004 - Student Council, Func 1000 - Instruction</b>						
23004- 1000- 56118- 1010- 001118- 0000- 00000	GenSuppliesMats			2.24	197.76	200.00-
<b>Total for Funds 23004, Func 1000 and Expense accounts</b>		<b>.00</b>	<b>.00</b>	<b>2.24</b>	<b>197.76</b>	<b>200.00-</b>
<b>Funds 23010 - Admin Discr, Func 1000 - Instruction</b>						
23010- 1000- 53711- 1010- 001118- 0000- 00000	Other Charges				48.20	48.20-
23010- 1000- 53711- 9000- 001118- 0000- 00000	Other Charges				1,540.00	1,540.00-
23010- 1000- 56118- 1010- 001118- 0000- 00000	GenSuppliesMats			755.82	1,163.98	1,919.80-
<b>Total for Funds 23010, Func 1000 and Expense accounts</b>		<b>.00</b>	<b>.00</b>	<b>755.82</b>	<b>2,752.18</b>	<b>3,508.00-</b>
<b>Funds 23102 - GenActivity, Func 1000 - Instruction</b>						
23102- 1000- 53711- 9000- 001118- 0000- 00000	Other Charges			164.06	880.00	1,044.06-
23102- 1000- 55817- 9000- 001118- 0000- 00000	Student Travel			78.00	2,561.00	2,639.00-
<b>Total for Funds 23102, Func 1000 and Expense accounts</b>		<b>.00</b>	<b>.00</b>	<b>242.06</b>	<b>3,441.00</b>	<b>3,683.06-</b>
<b>Funds 24101 - Title I - IASA, Func 1000 - Instruction</b>						
24101- 1000- 51100- 1010- 001118- 1411- 00000	SalariesExpense,Teachers	66,278.00	135,018.00	58,718.40	39,515.22	36,784.38
24101- 1000- 51100- 1010- 001118- 1711- 00000	SalariesExpense,InstAsst1	19,267.00				
24101- 1000- 51300- 1010- 001118- 1411- 00000	AddtnlCompenstrn,Teachers	8,092.00	2,405.00		2,495.90	90.90-
24101- 1000- 52111- 0000- 001118- 2000- 00000	EducRetirement	27,336.00				
24101- 1000- 52111- 1010- 001118- 1411- 00000	EducRetirement		15,712.00	10,070.08	7,204.84	1,562.92-
24101- 1000- 52112- 0000- 001118- 2000- 00000	ERARetireeHlth	3,190.00				
24101- 1000- 52112- 1010- 001118- 1411- 00000	ERARetireeHlth		2,657.00	1,174.24	840.16	642.60
24101- 1000- 52210- 0000- 001118- 2000- 00000	FICA Payments	9,883.00				
24101- 1000- 52210- 1010- 001118- 1411- 00000	FICA Payments		6,101.00	3,640.48	2,596.51	135.99-
24101- 1000- 52220- 0000- 001118- 2000- 00000	MedicarePaymnts	2,313.00				
24101- 1000- 52220- 1010- 001118- 1411- 00000	MedicarePaymnts		1,427.00	851.36	607.23	31.59-
24101- 1000- 52311- 1010- 001118- 1411- 00000	Hth&MedPremiums		7,826.00			7,826.00
24101- 1000- 52312- 0000- 001118- 2000- 00000	Life	171.00				
24101- 1000- 52312- 1010- 001118- 1411- 00000	Life		196.00	55.20	31.02	109.78
24101- 1000- 52313- 1010- 001118- 1411- 00000	Dental		640.00			640.00
24101- 1000- 52314- 1010- 001118- 1411- 00000	Vision		89.00			89.00
24101- 1000- 52315- 0000- 001118- 2000- 00000	Disability	178.00	41.00			41.00
24101- 1000- 52315- 1010- 001118- 1411- 00000	Disability		71.00	53.10	29.28	11.38-
24101- 1000- 52500- 0000- 001118- 2000- 00000	UnemploymntComp	270.00				

Selection Grouped by Account Type, Filtered by User Permissions, (Org = 130, Online/Offline = N, Period = 6, UnPosted JEs? = N, Assets and Liabilities? = N, Restricted Accts? = Y, Obj Digits = 0, Page Break Lvl = )

Balances through 12/31/2022						Fiscal Year 2022/23
Funds- Func- Obj ct - Pr gm- Locat n- Jb Cl - Opt nl	Description	Adopted Budget	Revised Budget	Encumbered	Expenditure	Account Balance
<b>Funds 24101 - Title I - IASA, Func 1000 - Instruction (continued)</b>						
24101- 1000- 52500- 1010- 001118- 1411- 00000	UnemploymntComp		52.00	120.58		68.58-
24101- 1000- 52710- 0000- 001118- 2000- 00000	WorkersCompPrem	2,694.00				
24101- 1000- 52710- 1010- 001118- 1411- 00000	WorkersCompPrem				2,351.00	2,351.00-
24101- 1000- 52710- 1010- 001118- 1711- 00000	WorkersCompPrem				343.00	343.00-
24101- 1000- 52720- 0000- 001118- 2000- 00000	WorkrsCompERFee	30.00				
24101- 1000- 52720- 1010- 001118- 1411- 00000	WorkrsCompERFee		23.00	6.44	6.44	10.12
24101- 1000- 52730- 1010- 001118- 1411- 00000	WorkersCompSelf		755.00			755.00
24101- 1000- 56118- 1010- 001118- 0000- 00000	GenSuppliesMats		3,676.00	4,701.73	1,794.20	2,819.93-
<b>Total for Func 1000 and Expense accounts</b>		<b>139,702.00</b>	<b>176,689.00</b>	<b>79,391.61</b>	<b>57,814.80</b>	<b>39,482.59</b>
<b>Funds 24101 - Title I - IASA, Func 2100 - SuppSvcsStudnts</b>						
24101- 2100- 51100- 0000- 001118- 1218- 00000	SalariesExpense,SchlStude	37,493.00	11,593.00	7,134.08	4,458.80	.12
24101- 2100- 52111- 0000- 001118- 1218- 00000	EducRetirement		1,728.00	1,223.52	764.70	260.22-
24101- 2100- 52111- 0000- 001118- 2000- 00000	EducRetirement	6,431.00				
24101- 2100- 52112- 0000- 001118- 1218- 00000	ERARetireeHlth		290.00	142.72	89.20	58.08
24101- 2100- 52112- 0000- 001118- 2000- 00000	ERARetireeHlth	750.00				
24101- 2100- 52210- 0000- 001118- 1218- 00000	FICA Payments		719.00	442.40	276.42	.18
24101- 2100- 52210- 0000- 001118- 2000- 00000	FICA Payments	2,325.00				
24101- 2100- 52220- 0000- 001118- 1218- 00000	MedicarePaymnts		169.00	103.52	64.69	.79
24101- 2100- 52220- 0000- 001118- 2000- 00000	MedicarePaymnts	544.00				
24101- 2100- 52312- 0000- 001118- 2000- 00000	Life	57.00				
24101- 2100- 52500- 0000- 001118- 1218- 00000	UnemploymntComp			23.52	8.77	32.29-
24101- 2100- 52500- 0000- 001118- 2000- 00000	UnemploymntComp	90.00				
24101- 2100- 52710- 0000- 001118- 1218- 00000	WorkersCompPrem				668.00	668.00-
24101- 2100- 52710- 0000- 001118- 2000- 00000	WorkersCompPrem	668.00				
24101- 2100- 52720- 0000- 001118- 2000- 00000	WorkrsCompERFee	10.00				
24101- 2100- 53711- 0000- 001118- 0000- 00000	Other Charges	3,262.00	144.00			144.00
<b>Total for Func 2100 and Expense accounts</b>		<b>51,630.00</b>	<b>14,643.00</b>	<b>9,069.76</b>	<b>6,330.58</b>	<b>757.34-</b>
<b>Total for Funds 24101</b>		<b>191,332.00</b>	<b>191,332.00</b>	<b>88,461.37</b>	<b>64,145.38</b>	<b>38,725.25</b>
<b>Funds 24106 - IDEABEntitlemnt, Func 1000 - Instruction</b>						
24106- 1000- 51100- 2000- 001118- 1712- 00000	SalariesExpense,InstAsstS	31,987.00	37,051.00	15,776.26	16,580.35	4,694.39
24106- 1000- 51200- 2000- 001118- 1712- 00000	OvertimeExpense,InstAsstS	3,000.00	3,000.00			3,000.00
24106- 1000- 51300- 2000- 001118- 1712- 00000	AddtnlCompenstn,InstAsstS	6,554.00	525.00		55.68	469.32
24106- 1000- 52111- 0000- 001118- 2000- 00000	EducRetirement	7,127.00				
24106- 1000- 52111- 2000- 001118- 1712- 00000	EducRetirement		6,364.00	2,705.60	2,853.10	805.30
24106- 1000- 52112- 0000- 001118- 2000- 00000	ERARetireeHlth	833.00				

Selection Grouped by Account Type, Filtered by User Permissions, (Org = 130, Online/Offline = N, Period = 6, UnPosted JEs? = N, Assets and Liabilities? = N, Restricted Accts? = Y, Obj Digits = 0, Page Break Lvl = )

Balances through 12/31/2022						Fiscal Year 2022/23	
Funds- Func- Obj ct - Pr gm- Locat n- Jb Cl - Opt nl	Description	Adopted Budget	Revised Budget	Encumbered	Expenditure	Account Balance	
<b>Funds 24106 - IDEABEntitlemnt, Func 1000 - Instruction (continued)</b>							
24106- 1000- 52112- 2000- 001118- 1712- 00000	ERARetireeHlth		743.00	315.52	332.71	94.77	
24106- 1000- 52210- 0000- 001118- 2000- 00000	FICA Payments	2,578.00					
24106- 1000- 52210- 2000- 001118- 1712- 00000	FICA Payments		2,268.00	978.08	990.61	299.31	
24106- 1000- 52220- 0000- 001118- 2000- 00000	MedicarePaymnts	605.00					
24106- 1000- 52220- 2000- 001118- 1712- 00000	MedicarePaymnts		531.00	228.80	231.70	70.50	
24106- 1000- 52311- 2000- 001118- 1712- 00000	Hth&MedPremiums		551.00		2,826.39	2,275.39-	
24106- 1000- 52312- 0000- 001118- 2000- 00000	Life	114.00					
24106- 1000- 52312- 2000- 001118- 1712- 00000	Life		129.00	39.45	55.23	34.32	
24106- 1000- 52313- 0000- 001118- 2000- 00000	Dental	224.00					
24106- 1000- 52313- 2000- 001118- 1712- 00000	Dental		427.00		143.49	283.51	
24106- 1000- 52314- 0000- 001118- 2000- 00000	Vision	49.00					
24106- 1000- 52314- 2000- 001118- 1712- 00000	Vision		84.00		29.03	54.97	
24106- 1000- 52500- 0000- 001118- 2000- 00000	UnemploymntComp	180.00					
24106- 1000- 52500- 2000- 001118- 1712- 00000	UnemploymntComp		123.00	52.00	54.91	16.09	
24106- 1000- 52710- 0000- 001118- 2000- 00000	WorkersCompPrem	571.00					
24106- 1000- 52710- 2000- 001118- 1712- 00000	WorkersCompPrem		571.00		571.00		
24106- 1000- 52720- 0000- 001118- 2000- 00000	WorkrsCompERFee	20.00					
24106- 1000- 52720- 2000- 001118- 1712- 00000	WorkrsCompERFee		14.00	4.60	9.20	.20	
24106- 1000- 53711- 2000- 001118- 0000- 00000	Other Charges		1,125.00	1,125.00			
24106- 1000- 56113- 2000- 001118- 0000- 00000	Software		6,800.00		6,800.00		
24106- 1000- 56118- 2000- 001118- 0000- 00000	GenSuppliesMats		578.00	577.43		.57	
<b>Total for Func 1000 and Expense accounts</b>		<b>53,842.00</b>	<b>60,884.00</b>	<b>21,802.74</b>	<b>31,533.40</b>	<b>7,547.86</b>	
<b>Funds 24106 - IDEABEntitlemnt, Func 2100 - SuppSvcsStudnts</b>							
24106- 2100- 53212- 2000- 001118- 0000- 00000	SpeechThrpsCont	39,257.00	32,215.00	31,146.50		1,068.50	
<b>Total for Func 2100 and Expense accounts</b>		<b>39,257.00</b>	<b>32,215.00</b>	<b>31,146.50</b>	<b>.00</b>	<b>1,068.50</b>	
<b>Total for Funds 24106</b>		<b>93,099.00</b>	<b>93,099.00</b>	<b>52,949.24</b>	<b>31,533.40</b>	<b>8,616.36</b>	
<b>Funds 24115 - TitleIIIASAMtSc, Func 1000 - Instruction</b>							
24115- 1000- 53330- 0000- 001118- 0000-	ProfessDevelop			1,665.00		1,665.00-	
<b>Total for Funds 24115, Func 1000 and Expense accounts</b>		<b>.00</b>	<b>.00</b>	<b>1,665.00</b>	<b>.00</b>	<b>1,665.00-</b>	
<b>Funds 24134 - TitleIIRehbAct, Func 0000 - NoFunctionCode</b>							
24134- 0000- 56113- 0000- 001118- 0000- 00000	Software			31.00		31.00-	
<b>Total for Funds 24134, Func 0000 and Expense accounts</b>		<b>.00</b>	<b>.00</b>	<b>31.00</b>	<b>.00</b>	<b>31.00-</b>	
<b>Funds 24153 - EngLangAcquistn, Func 1000 - Instruction</b>							
24153- 1000- 51300- 1010- 001118- 1411- 00000	AddtnlCompenstn,Teachers	4,263.00	4,263.00			4,263.00	
24153- 1000- 52111- 0000- 001118- 2000- 00000	EducRetirement	631.00	631.00			631.00	
Selection Grouped by Account Type, Filtered by User Permissions, (Org = 130, Online/Offline = N, Period = 6, UnPosted JEs? = N, Assets and Liabilities? = N, Restricted Accts? = Y, Objct = 5, Obj Digits = 0, Page Break Lvl = )							

Balances through 12/31/2022						Fiscal Year 2022/23
Funds- Func- Obj ct - Pr gm- Locat n- JbCl - Opt nl	Description	Adopted Budget	Revised Budget	Encumbered	Expenditure	Account Balance
<b>Funds 24153 - EngLangAcquistn, Func 1000 - Instruction (continued)</b>						
24153- 1000- 52112- 0000- 001118- 2000- 00000	ERARetireeHlth	74.00	74.00			74.00
24153- 1000- 52210- 0000- 001118- 2000- 00000	FICA Payments	228.00	228.00			228.00
24153- 1000- 52220- 0000- 001118- 2000- 00000	MedicarePaymnts	54.00	54.00			54.00
24153- 1000- 56118- 1010- 001118- 0000- 00000	GenSuppliesMats	350.00	350.00			350.00
<b>Total for Funds 24153, Func 1000 and Expense accounts</b>		<b>5,600.00</b>	<b>5,600.00</b>	<b>.00</b>	<b>.00</b>	<b>5,600.00</b>
<b>Funds 24154 - TchPrinTrainRec, Func 1000 - Instruction</b>						
24154- 1000- 53330- 0000- 001118- 0000- 00000	ProfessDevelop	20,869.00	20,869.00	10,672.03		10,196.97
24154- 1000- 53330- 1010- 001118- 0000- 00000	ProfessDevelop			3,765.34	5,450.00	9,215.34-
<b>Total for Funds 24154, Func 1000 and Expense accounts</b>		<b>20,869.00</b>	<b>20,869.00</b>	<b>14,437.37</b>	<b>5,450.00</b>	<b>981.63</b>
<b>Funds 24308 - CRRSA, ESSER II, Func 1000 - Instruction</b>						
24308- 1000- 51100- 1010- 001118- 1411- 00000	SalariesExpense,Teachers		87,101.00	62,210.90	45,225.02	20,334.92-
24308- 1000- 51100- 1010- 001118- 1413- 00000	SalariesExpense,TeachersE		61,217.00	37,671.52	23,544.70	.78
24308- 1000- 51300- 1010- 001118- 1411- 00000	AddtnlCompenstn,Teachers				53.84	53.84-
24308- 1000- 52111- 1010- 001118- 1411- 00000	EducRetirement		17,967.00	10,669.12	7,765.29	467.41-
24308- 1000- 52111- 1010- 001118- 1413- 00000	EducRetirement		10,499.00	6,460.64	4,037.90	.46
24308- 1000- 52112- 1010- 001118- 1411- 00000	ERARetireeHlth		2,096.00	1,244.16	905.54	53.70-
24308- 1000- 52112- 1010- 001118- 1413- 00000	ERARetireeHlth		1,225.00	753.44	470.90	.66
24308- 1000- 52210- 1010- 001118- 1411- 00000	FICA Payments		6,496.00	3,856.96	2,807.25	168.21-
24308- 1000- 52210- 1010- 001118- 1413- 00000	FICA Payments		3,311.00	2,019.18	1,291.00	.82
24308- 1000- 52220- 1010- 001118- 1411- 00000	MedicarePaymnts		1,520.00	902.08	656.55	38.63-
24308- 1000- 52220- 1010- 001118- 1413- 00000	MedicarePaymnts		775.00	472.29	301.95	.76
24308- 1000- 52311- 1010- 001118- 1413- 00000	Hth&MedPremiums		11,754.00	7,363.35	4,390.22	.43
24308- 1000- 52312- 1010- 001118- 1411- 00000	Life		101.00	63.15	39.99	2.14-
24308- 1000- 52312- 1010- 001118- 1413- 00000	Life		64.00	39.45	23.67	.88
24308- 1000- 52313- 1010- 001118- 0000- 00000	Dental				16.33	16.33-
24308- 1000- 52313- 1010- 001118- 1413- 00000	Dental		393.00	244.95	130.64	17.41
24308- 1000- 52314- 1010- 001118- 0000- 00000	Vision				3.15	3.15-
24308- 1000- 52314- 1010- 001118- 1413- 00000	Vision		77.00	47.25	25.20	4.55
24308- 1000- 52315- 1010- 001118- 1411- 00000	Disability		98.00	79.65	32.82	14.47-
24308- 1000- 52500- 1010- 001118- 1411- 00000	UnemploymntComp		240.00	136.53	112.02	8.55-
24308- 1000- 52720- 1010- 001118- 1411- 00000	WorkrsCompERFee		18.00	7.36	9.66	.98
24308- 1000- 52720- 1010- 001118- 1413- 00000	WorkrsCompERFee		3.00	4.60	4.60	6.20-
<b>Total for Func 1000 and Expense accounts</b>		<b>.00</b>	<b>204,955.00</b>	<b>134,246.58</b>	<b>91,848.24</b>	<b>21,139.82-</b>
<b>Funds 24308 - CRRSA, ESSER II, Func 2100 - SuppSvcsStudnts</b>						
24308- 2100- 51100- 4025- 001118- 1211- 00000	SalariesExpense,CoordSubS		77,213.00			

Selection Grouped by Account Type, Filtered by User Permissions, (Org = 130, Online/Offline = N, Period = 6, UnPosted JE? = N, Assets and Liabilities? = N, Restricted Accts? = Y, Obj Digits = 0, Page Break Lvl = )

Balances through 12/31/2022						Fiscal Year 2022/23	
Funds- Func- Obj ct - Pr gm- Locat n- JbCl - Opt nl	Description	Adopted Budget	Revised Budget	Encumbered	Expenditure	Account Balance	
<b>Funds 24308 - CRRSA, ESSER II, Func 2100 - SuppSvcsStudnts (continued)</b>							
24308-2100-51100-4025-001118-1214-00000	SalariesExpense,Couns-Soc	64,273.00					
24308-2100-51100-4025-001118-1218-00000	SalariesExpense,SchlStude			15,978.24	8,475.10	24,453.34-	
24308-2100-51300-4025-001118-1211-00000	AddtnlCompenstn,CoordSubS	55,000.00	55,000.00			55,000.00	
24308-2100-51300-4025-001118-1214-00000	AddtnlCompenstn,Couns-Soc	58,000.00					
24308-2100-51300-4025-001118-1218-00000	AddtnlCompenstn,SchlStude	62,000.00	225.00			225.00	
24308-2100-52111-0000-001118-2000-00000	EducRetirement	54,279.00	7,238.00			7,238.00	
24308-2100-52111-4025-001118-1218-00000	EducRetirement			2,740.29	1,453.51	4,193.80-	
24308-2100-52112-0000-001118-2000-00000	ERARetireeHlth	6,331.00	6,331.00			6,331.00	
24308-2100-52112-4025-001118-1218-00000	ERARetireeHlth			319.50	169.47	488.97-	
24308-2100-52210-0000-001118-2000-00000	FICA Payments	19,623.00	19,623.00			19,623.00	
24308-2100-52210-4025-001118-1218-00000	FICA Payments			837.72	448.99	1,286.71-	
24308-2100-52220-0000-001118-2000-00000	MedicarePaymnts	4,590.00	4,590.00			4,590.00	
24308-2100-52220-4025-001118-1218-00000	MedicarePaymnts			195.91	105.00	300.91-	
24308-2100-52311-0000-001118-2000-00000	Hth&MedPremiums	4,726.00	4,726.00			4,726.00	
24308-2100-52311-4025-001118-1218-00000	Hth&MedPremiums			3,613.68	2,032.81	5,646.49-	
24308-2100-52312-0000-001118-2000-00000	Life	114.00	114.00			114.00	
24308-2100-52312-4025-001118-1218-00000	Life			36.82	15.78	52.60-	
24308-2100-52313-0000-001118-2000-00000	Dental	310.00	310.00			310.00	
24308-2100-52313-4025-001118-1218-00000	Dental			60.06	30.04	90.10-	
24308-2100-52314-0000-001118-2000-00000	Vision	92.00	92.00			92.00	
24308-2100-52314-4025-001118-1218-00000	Vision			26.32	13.16	39.48-	
24308-2100-52315-0000-001118-2000-00000	Disability	209.00	209.00			209.00	
24308-2100-52315-4025-001118-1218-00000	Disability				8.53	8.53-	
24308-2100-52500-0000-001118-2000-00000	UnemploymntComp	180.00	180.00			180.00	
24308-2100-52500-4025-001118-1218-00000	UnemploymntComp			52.80	28.00	80.80-	
24308-2100-52710-0000-001118-2000-00000	WorkersCompPrem	2,520.00	2,520.00			2,520.00	
24308-2100-52710-4025-001118-1211-00000	WorkersCompPrem				1,375.00	1,375.00-	
24308-2100-52710-4025-001118-1214-00000	WorkersCompPrem				1,145.00	1,145.00-	
24308-2100-52720-0000-001118-2000-00000	WorkrsCompERFee	20.00	20.00			20.00	
24308-2100-52720-4025-001118-1218-00000	WorkrsCompERFee			4.60	4.60	9.20-	
24308-2100-53414-0000-001118-0000-00000	OthProfTechSvcs				5,649.00	5,649.00-	
<b>Total for Func 2100 and Expense accounts</b>		<b>409,480.00</b>	<b>101,178.00</b>	<b>23,865.94</b>	<b>20,953.99</b>	<b>56,358.07</b>	
<b>Funds 24308 - CRRSA, ESSER II, Func 2400 - SupSvcsSchAdmin</b>							
24308-2400-56118-0000-001118-0000-00000	GenSuppliesMats			2,427.00	2,415.00	4,842.00-	
<b>Total for Func 2400 and Expense accounts</b>		<b>.00</b>	<b>.00</b>	<b>2,427.00</b>	<b>2,415.00</b>	<b>4,842.00-</b>	
<b>Funds 24308 - CRRSA, ESSER II, Func 2600 - Op&amp;MaintofPlant</b>							
Selection Grouped by Account Type, Filtered by User Permissions, (Org = 130, Online/Offline = N, Period = 6, UnPosted JEs? = N, Assets and Liabilities? = N, Restricted Accts? = Y, Objc Digits = 5, Obj Digits = 0, Page Break Lvl = )						SCHOOLABILITY	

Balances through 12/31/2022						Fiscal Year 2022/23
Funds- Func- Obj ct - Pr gm- Locat n- Jb Cl - Opt nl	Description	Adopted Budget	Revised Budget	Encumbered	Expenditure	Account Balance
<b>Funds 24308 - CRRSA, ESSER II, Func 2600 - Op&amp;MaintofPlant</b>						
24308-2600-51100-0000-001118-1615-00000	SalariesExpense,Custodial			10,601.10	7,774.14	18,375.24-
24308-2600-51300-0000-001118-1615-00000	AddtnlCompenstn,Custodial				557.82	557.82-
24308-2600-52111-0000-001118-1615-00000	EducRetirement			1,818.15	1,428.96	3,247.11-
24308-2600-52112-0000-001118-1615-00000	ERARetireeHlth			211.95	166.59	378.54-
24308-2600-52210-0000-001118-1615-00000	FICA Payments			657.30	516.60	1,173.90-
24308-2600-52220-0000-001118-1615-00000	MedicarePaymnts			153.75	120.83	274.58-
24308-2600-52312-0000-001118-1615-00000	Life			36.82	26.30	63.12-
24308-2600-52500-0000-001118-1615-00000	UnemploymntComp			34.95	27.47	62.42-
24308-2600-52720-0000-001118-1615-00000	WorkrsCompERFee			4.60	4.60	9.20-
24308-2600-54416-0000-001118-0000-00000	Communicatn Svcs			4,000.00	6,000.00	10,000.00-
24308-2600-55915-0000-001118-0000-00000	OthContractSvcs			19,125.09	2,804.80	21,929.89-
24308-2600-56118-0000-001118-0000-00000	GenSuppliesMats				2,000.00	2,000.00-
24308-2600-56119-0000-001118-0000-00000	SupAst<5K	6,699.00	6,699.00			6,699.00
<b>Total for Func 2600 and Expense accounts</b>		<b>6,699.00</b>	<b>6,699.00</b>	<b>36,643.71</b>	<b>21,428.11</b>	<b>51,372.82-</b>
<b>Total for Funds 24308</b>		<b>416,179.00</b>	<b>312,832.00</b>	<b>197,183.23</b>	<b>136,645.34</b>	<b>20,996.57-</b>
<b>Funds 24330 - ESSER III, Func 1000 - Instruction</b>						
24330-1000-51100-1010-001118-1411-00000	SalariesExpense,Teachers			43,704.00	18,775.54	62,479.54-
24330-1000-51100-2000-001118-1712-00000	SalariesExpense,InstAsstS			14,482.30	4,072.12	18,554.42-
24330-1000-51200-2000-001118-1712-00000	OvertimeExpense,InstAsstS				19.80	19.80-
24330-1000-51300-1010-001118-1411-00000	AddtnlCompenstn,Teachers				1,035.65	1,035.65-
24330-1000-52111-1010-001118-1411-00000	EducRetirement			7,495.20	3,397.62	10,892.82-
24330-1000-52111-2000-001118-1712-00000	EducRetirement		650,159.00	2,483.68	701.76	646,973.56
24330-1000-52112-1010-001118-1411-00000	ERARetireeHlth		1,271.00	874.08	396.22	.70
24330-1000-52112-2000-001118-1712-00000	ERARetireeHlth		111,324.00	289.60	81.83	110,952.57
24330-1000-52210-1010-001118-1411-00000	FICA Payments		3,748.00	2,573.70	1,173.91	.39
24330-1000-52210-2000-001118-1712-00000	FICA Payments		14,117.00	897.92	253.71	12,965.37
24330-1000-52220-1010-001118-1411-00000	MedicarePaymnts		877.00	601.96	274.54	.50
24330-1000-52220-2000-001118-1712-00000	MedicarePaymnts		40,384.00	209.92	59.32	40,114.76
24330-1000-52311-1010-001118-1411-00000	Hth&MedPremiums		4,384.00	3,130.95	1,252.38	.67
24330-1000-52311-2000-001118-1712-00000	Hth&MedPremiums				1,118.52	1,118.52-
24330-1000-52312-1010-001118-1411-00000	Life		9,441.00	39.45	21.04	9,380.51
24330-1000-52312-2000-001118-1712-00000	Life		53.00	39.45	15.78	2.23-
24330-1000-52313-1010-001118-1411-00000	Dental		120,181.00	128.70	51.48	120,000.82
24330-1000-52314-1010-001118-1411-00000	Vision		240.00	28.20	11.28	200.52
24330-1000-52500-1010-001118-1411-00000	UnemploymntComp		156.00	90.20	65.39	.41

Selection Grouped by Account Type, Filtered by User Permissions, (Org = 130, Online/Offline = N, Period = 6, UnPosted JEs? = N, Assets and Liabilities? = N, Restricted Accts? = Y, Obj Digits = 0, Page Break Lvl = )

Balances through 12/31/2022						Fiscal Year 2022/23
Funds- Func- Obj ct - Pr gm- Locat n- Jb Cl - Opt nl	Description	Adopted Budget	Revised Budget	Encumbered	Expenditure	Account Balance
<b>Funds 24330 - ESSER III, Func 1000 - Instruction (continued)</b>						
24330- 1000- 52500- 2000- 001118- 1712- 00000	UnemploymntComp		663.00	47.84	13.52	601.64
24330- 1000- 52720- 1010- 001118- 1411- 00000	WorkrsCompERFee		503.00	4.60	4.60	493.80
24330- 1000- 52720- 2000- 001118- 1712- 00000	WorkrsCompERFee			4.60	2.30	6.90-
24330- 1000- 53330- 1010- 001118- 0000- 00000	ProfessDevelop			5,600.00		5,600.00-
24330- 1000- 53414- 1010- 001118- 0000- 00000	OthProfTechSvcs		72,530.00	20,646.94	353.06	51,530.00
24330- 1000- 55915- 1010- 001118- 0000- 00000	OthContractSvcs		19,164.00	43,636.38	16,363.62	40,836.00-
24330- 1000- 56113- 1010- 001118- 0000- 00000	Software			1,135.00	1,135.00	
<b>Total for Func 1000 and Expense accounts</b>		<b>.00</b>	<b>1,050,330.00</b>	<b>147,009.67</b>	<b>50,649.99</b>	<b>852,670.34</b>
<b>Funds 24330 - ESSER III, Func 2200 - Suppt Svcs Inst</b>						
24330- 2200- 56113- 0000- 001118- 0000- 00000	Software		13,133.00	2,937.50	13,132.05	2,936.55-
<b>Total for Func 2200 and Expense accounts</b>		<b>.00</b>	<b>13,133.00</b>	<b>2,937.50</b>	<b>13,132.05</b>	<b>2,936.55-</b>
<b>Total for Funds 24330</b>		<b>.00</b>	<b>1,063,463.00</b>	<b>149,947.17</b>	<b>63,782.04</b>	<b>849,733.79</b>
<b>Funds 25153 - TitleXIX-3/21Yr, Func 2100 - SuppSvcsStudnts</b>						
25153- 2100- 55915- 0000- 001118- 0000- 00000	OthContractSvcs				785.32	785.32-
25153- 2100- 55915- 2000- 001118- 0000- 00000	OthContractSvcs	44,899.00	44,899.00	76,079.90	3,092.43	34,273.33-
<b>Total for Funds 25153, Func 2100 and Expense accounts</b>		<b>44,899.00</b>	<b>44,899.00</b>	<b>76,079.90</b>	<b>3,877.75</b>	<b>35,058.65-</b>
<b>Funds 25171 - Child&amp;AdultFood, Func 3100 - FoodSvcsOpertns</b>						
25171- 3100- 51100- 0000- 001118- 1217- 00000	SalariesExpense,SecClerTe		10,266.00	6,592.00	4,019.58	345.58-
25171- 3100- 51200- 0000- 001118- 1217- 00000	OvertimeExpense,SecClerTe				92.74	92.74-
25171- 3100- 51300- 0000- 001118- 1217- 00000	AddtnlCompenstn,SecClerTe				8.37	8.37-
25171- 3100- 52111- 0000- 001118- 1217- 00000	EducRetirement			1,130.56	706.72	1,837.28-
25171- 3100- 52112- 0000- 001118- 1217- 00000	ERARetireeHlth			131.84	82.44	214.28-
25171- 3100- 52210- 0000- 001118- 1217- 00000	FICA Payments			408.64	255.45	664.09-
25171- 3100- 52220- 0000- 001118- 1217- 00000	MedicarePaymnts			95.68	59.81	155.49-
25171- 3100- 52312- 0000- 001118- 1217- 00000	Life			19.80	11.88	31.68-
25171- 3100- 52315- 0000- 001118- 1217- 00000	Disability				2.55	2.55-
25171- 3100- 52500- 0000- 001118- 1217- 00000	UnemploymntComp			21.76	13.61	35.37-
25171- 3100- 52720- 0000- 001118- 1217- 00000	WorkrsCompERFee			2.28	2.30	4.58-
25171- 3100- 55915- 0000- 001118- 0000- 00000	OthContractSvcs		198,000.00	156,971.33	15,391.48	25,637.19
25171- 3100- 56116- 0000- 001118- 0000- 00000	Food				2,552.83	2,552.83-
25171- 3100- 57331- 0000- 001118- 0000- 00000	FixedAssets>\$5k		6,069.00			6,069.00
<b>Total for Funds 25171, Func 3100 and Expense accounts</b>		<b>.00</b>	<b>214,335.00</b>	<b>165,373.89</b>	<b>23,199.76</b>	<b>25,761.35</b>
<b>Funds 25205 - GearUpNMInit, Func 1000 - Instruction</b>						
25205- 1000- 51100- 1010- 001118- 1411- 00000	SalariesExpense,Teachers		12,840.00	8,740.80	5,418.59	1,319.39-
25205- 1000- 51300- 1010- 001118- 1411- 00000	AddtnlCompenstn,Teachers		2,700.00			2,700.00

Selection Grouped by Account Type, Filtered by User Permissions, (Org = 130, Online/Offline = N, Period = 6, UnPosted JEs? = N, Assets and Liabilities? = N, Restricted Accts? = Y, Obj Digits = 0, Page Break Lvl = )

Balances through 12/31/2022						Fiscal Year 2022/23	
Funds- Func- Obj ct - Pr gm- Locat n- Jb Cl - Opt nl	Description	Adopted Budget	Revised Budget	Encumbered	Expenditure	Account Balance	
<b>Funds 25205 - GearUpNMInit, Func 1000 - Instruction (continued)</b>							
25205- 1000- 52111- 1010- 001118- 1411- 00000	EducRetirement		2,665.00	1,499.04	929.29	236.67	
25205- 1000- 52112- 1010- 001118- 1411- 00000	ERARetireeHlth		311.00	174.72	108.31	27.97	
25205- 1000- 52210- 1010- 001118- 1411- 00000	FICA Payments		963.00	481.62	303.80	177.58	
25205- 1000- 52220- 1010- 001118- 1411- 00000	MedicarePaymnts		225.00	112.77	71.09	41.14	
25205- 1000- 52311- 1010- 001118- 1411- 00000	Hth&MedPremiums		1,275.00	1,399.05	834.15	958.20-	
25205- 1000- 52312- 1010- 001118- 1411- 00000	Life			7.80	4.68	12.48-	
25205- 1000- 52313- 1010- 001118- 1411- 00000	Dental			48.90	29.34	78.24-	
25205- 1000- 52314- 1010- 001118- 1411- 00000	Vision			9.45	5.65	15.10-	
25205- 1000- 52315- 1010- 001118- 1411- 00000	Disability			30.90	15.53	46.43-	
25205- 1000- 52710- 1010- 001118- 1411- 00000	WorkersCompPrem				253.00	253.00-	
25205- 1000- 52720- 1010- 001118- 1411- 00000	WorkrsCompERFee			.92	.92	1.84-	
25205- 1000- 53711- 1010- 001118- 0000- 00000	Other Charges				1,987.25	1,987.25-	
25205- 1000- 55813- 1010- 001118- 0000- 00000	EmpTravNonTeach		5,252.00			5,252.00	
25205- 1000- 55817- 1010- 001118- 0000- 00000	Student Travel		600.00			600.00	
25205- 1000- 55915- 1010- 001118- 0000- 00000	OthContractSvcs		12,418.00			12,418.00	
25205- 1000- 56112- 1010- 001118- 0000- 00000	Other Textbooks				1,297.80	1,297.80-	
25205- 1000- 56113- 1010- 001118- 0000- 00000	Software				4,518.00	4,518.00-	
25205- 1000- 56118- 1010- 001118- 0000- 00000	GenSuppliesMats		10,873.00			10,873.00	
25205- 1000- 56119- 1010- 001118- 0000- 00000	SupAst<5K				2,194.18	2,194.18-	
<b>Total for Func 1000 and Expense accounts</b>			<b>.00</b>	<b>50,122.00</b>	<b>12,505.97</b>	<b>17,971.58</b>	<b>19,644.45</b>
<b>Funds 25205 - GearUpNMInit, Func 2500 - Central Svcs</b>							
25205- 2500- 53330- 0000- 001118- 0000- 00000	ProfessDevelop		3,837.00			3,837.00	
<b>Total for Func 2500 and Expense accounts</b>			<b>.00</b>	<b>3,837.00</b>	<b>.00</b>	<b>.00</b>	<b>3,837.00</b>
<b>Funds 25205 - GearUpNMInit, Func 3100 - FoodSvcsOpertns</b>							
25205- 3100- 56116- 0000- 001118- 0000- 00000	Food		2,500.00			2,500.00	
<b>Total for Func 3100 and Expense accounts</b>			<b>.00</b>	<b>2,500.00</b>	<b>.00</b>	<b>.00</b>	<b>2,500.00</b>
<b>Total for Funds 25205</b>			<b>.00</b>	<b>56,459.00</b>	<b>12,505.97</b>	<b>17,971.58</b>	<b>25,981.45</b>
<b>Funds 26107 - RECDistFisclAgt, Func 1000 - Instruction</b>							
26107- 1000- 51100- 1010- 001118- 1711- 00000	SalariesExpense,InstAsst1		205,000.00	111,569.92	75,122.96	18,307.12	
26107- 1000- 51200- 1010- 001118- 1711- 00000	OvertimeExpense,InstAsst1				1,135.33	1,135.33-	
26107- 1000- 51300- 1010- 001118- 1711- 00000	AddtnlCompenstn,InstAsst1		12,400.00		61.25	12,338.75	
26107- 1000- 52111- 1010- 001118- 1711- 00000	EducRetirement		37,621.00	19,134.08	13,136.76	5,350.16	
26107- 1000- 52112- 1010- 001118- 1711- 00000	ERARetireeHlth		4,348.00	2,231.04	1,483.79	633.17	
26107- 1000- 52210- 1010- 001118- 1711- 00000	FICA Payments		13,479.00	6,787.67	4,670.36	2,020.97	
26107- 1000- 52220- 1010- 001118- 1711- 00000	MedicarePaymnts		3,152.00	1,587.13	1,076.03	488.84	
Selection Grouped by Account Type, Filtered by User Permissions, (Org = 130, Online/Offline = N, Period = 6, UnPosted JEs? = N, Assets and Liabilities? = N, Restricted Accts? = Y, Obj Digits = 0, Page Break Lvl = )							

Balances through 12/31/2022						Fiscal Year 2022/23
Funds- Func- Obj ct - Pr gm- Locat n- Jb Cl - Opt nl	Description	Adopted Budget	Revised Budget	Encumbered	Expenditure	Account Balance
<b>Funds 26107 - RECDistFisclAgt, Func 1000 - Instruction (continued)</b>						
26107- 1000- 52311- 1010- 001118- 1711- 00000	Hth&MedPremiums			3,130.95	1,673.78	4,804.73-
26107- 1000- 52312- 1010- 001118- 1711- 00000	Life			236.70	149.91	386.61-
26107- 1000- 52500- 1010- 001118- 1711- 00000	UnemploymntComp			368.48	213.20	581.68-
26107- 1000- 52720- 1010- 001118- 1711- 00000	WorkrsCompERFee			32.20	34.50	66.70-
26107- 1000- 53711- 1010- 001118- 0000- 00000	Other Charges		1,840.00			1,840.00
<b>Total for Funds 26107, Func 1000 and Expense accounts</b>		<b>.00</b>	<b>277,840.00</b>	<b>145,078.17</b>	<b>98,757.87</b>	<b>34,003.96</b>
<b>Funds 27107 - 2012GOBondSB66, Func 2200 - Suppt Svcs Inst</b>						
27107- 2200- 56114- 0000- 001118- 0000- 00000	LibraryAudioVis	3,713.00	3,713.00			3,713.00
<b>Total for Funds 27107, Func 2200 and Expense accounts</b>		<b>3,713.00</b>	<b>3,713.00</b>	<b>.00</b>	<b>.00</b>	<b>3,713.00</b>
<b>Funds 27149 - PreK Initiative, Func 1000 - Instruction</b>						
27149- 1000- 51100- 1010- 001118- 1414- 00000	SalariesExpense,TeachersP	122,204.00	132,009.00	81,235.84	50,772.40	.76
27149- 1000- 51100- 1010- 001118- 1714- 00000	SalariesExpense,InstAsstP	18,809.00	23,315.00	14,337.28	8,976.89	.83
27149- 1000- 51200- 1010- 001118- 1714- 00000	OvertimeExpense,InstAsstP		336.00		505.96	169.96-
27149- 1000- 51300- 1010- 001118- 1414- 00000	AddtnlCompenstrn,TeachersP	7,113.00				
27149- 1000- 51300- 1010- 001118- 1714- 00000	AddtnlCompenstrn,InstAsstP	2,300.00	2,300.00		54.75	2,245.25
27149- 1000- 52111- 0000- 001118- 2000- 00000	EducRetirement	25,802.00	13,249.00			13,249.00
27149- 1000- 52111- 1010- 001118- 1414- 00000	EducRetirement		909.00	13,931.84	8,707.40	21,730.24-
27149- 1000- 52111- 1010- 001118- 1714- 00000	EducRetirement			2,458.88	1,635.69	4,094.57-
27149- 1000- 52112- 0000- 001118- 2000- 00000	ERARetireeHlth	3,012.00	3,012.00			3,012.00
27149- 1000- 52112- 1010- 001118- 1414- 00000	ERARetireeHlth		103.00	1,624.64	1,015.40	2,537.04-
27149- 1000- 52112- 1010- 001118- 1714- 00000	ERARetireeHlth			286.72	190.73	477.45-
27149- 1000- 52210- 0000- 001118- 2000- 00000	FICA Payments	9,329.00	9,329.00			9,329.00
27149- 1000- 52210- 1010- 001118- 1414- 00000	FICA Payments		196.00	5,036.48	3,147.80	7,988.28-
27149- 1000- 52210- 1010- 001118- 1714- 00000	FICA Payments			807.06	541.97	1,349.03-
27149- 1000- 52220- 0000- 001118- 2000- 00000	MedicarePaymnts	2,184.00	2,184.00			2,184.00
27149- 1000- 52220- 1010- 001118- 1414- 00000	MedicarePaymnts		44.00	1,177.92	736.20	1,870.12-
27149- 1000- 52220- 1010- 001118- 1714- 00000	MedicarePaymnts			188.79	126.73	315.52-
27149- 1000- 52311- 1010- 001118- 1714- 00000	Hth&MedPremiums		3,611.00	2,352.00	1,258.69	.31
27149- 1000- 52312- 0000- 001118- 2000- 00000	Life	171.00	171.00			171.00
27149- 1000- 52312- 1010- 001118- 1414- 00000	Life		14.00	78.90	42.08	106.98-
27149- 1000- 52312- 1010- 001118- 1714- 00000	Life			39.45	23.67	63.12-
27149- 1000- 52313- 1010- 001118- 1714- 00000	Dental		103.00	69.90	32.99	.11
27149- 1000- 52314- 1010- 001118- 1714- 00000	Vision		39.00	30.45	8.12	.43
27149- 1000- 52315- 1010- 001118- 1714- 00000	Disability			54.90	7.32	62.22-
27149- 1000- 52500- 0000- 001118- 2000- 00000	UnemploymntComp	270.00	270.00			270.00

Selection Grouped by Account Type, Filtered by User Permissions, (Org = 130, Online/Offline = N, Period = 6, UnPosted JEs? = N, Assets and Liabilities? = N, Restricted Accts? = Y, Objct = 5, Obj Digits = 0, Page Break Lvl = )

Balances through 12/31/2022						Fiscal Year 2022/23
Funds- Func- Obj ct - Pr gm- Locat n- Jb Cl - Opt nl	Description	Adopted Budget	Revised Budget	Encumbered	Expenditure	Account Balance
<b>Funds 27149 - PreK Initiative, Func 1000 - Instruction (continued)</b>						
27149- 1000- 52500- 1010- 001118- 1714- 00000	UnemploymntComp			47.36	31.48	78.84-
27149- 1000- 52710- 0000- 001118- 2000- 00000	WorkersCompPrem	2,511.00	2,511.00			2,511.00
27149- 1000- 52710- 1010- 001118- 1414- 00000	WorkersCompPrem				2,176.00	2,176.00-
27149- 1000- 52710- 1010- 001118- 1714- 00000	WorkersCompPrem				335.00	335.00-
27149- 1000- 52720- 0000- 001118- 2000- 00000	WorkrsCompERFee	30.00	30.00			30.00
27149- 1000- 52720- 1010- 001118- 1414- 00000	WorkrsCompERFee			9.20	9.20	18.40-
27149- 1000- 52720- 1010- 001118- 1714- 00000	WorkrsCompERFee			4.60	4.60	9.20-
27149- 1000- 53330- 1010- 001118- 0000- 00000	ProfessDevelop			740.00		740.00-
27149- 1000- 56118- 1010- 001118- 0000- 00000	GenSuppliesMats	56,440.00	56,440.00	5,767.30	33,544.34	17,128.36
27149- 1000- 56119- 1010- 001118- 0000- 00000	SupAst<5K	10,001.00	10,001.00			10,001.00
<b>Total for Func 1000 and Expense accounts</b>		<b>260,176.00</b>	<b>260,176.00</b>	<b>130,279.51</b>	<b>113,885.41</b>	<b>16,011.08</b>
<b>Funds 27149 - PreK Initiative, Func 2600 - Op&amp;MaintofPlant</b>						
27149- 2600- 56119- 0000- 001118- 0000- 00000	SupAst<5K	10,000.00	10,000.00			10,000.00
<b>Total for Func 2600 and Expense accounts</b>		<b>10,000.00</b>	<b>10,000.00</b>	<b>.00</b>	<b>.00</b>	<b>10,000.00</b>
<b>Total for Funds 27149</b>		<b>270,176.00</b>	<b>270,176.00</b>	<b>130,279.51</b>	<b>113,885.41</b>	<b>26,011.08</b>
<b>Funds 27155 - BrkfastElemStud, Func 3100 - FoodSvcsOpertns</b>						
27155- 3100- 56116- 0000- 001118- 0000- 00000	Food	4,899.00	4,899.00			4,899.00
<b>Total for Funds 27155, Func 3100 and Expense accounts</b>		<b>4,899.00</b>	<b>4,899.00</b>	<b>.00</b>	<b>.00</b>	<b>4,899.00</b>
<b>Funds 28211 - Covid Testing, Func 2100 - SuppSvcsStudnts</b>						
28211- 2100- 55915- 2000- 001118- 0000- 00000	OthContractSvcs		58,030.00		11,733.67	46,296.33
<b>Total for Funds 28211, Func 2100 and Expense accounts</b>		<b>.00</b>	<b>58,030.00</b>	<b>.00</b>	<b>11,733.67</b>	<b>46,296.33</b>
<b>Funds 31200 - PubSchCapOutlay, Func 4000 - Capital Outlay</b>						
31200- 4000- 54610- 0000- 001118- 0000- 00000	RentILandBldngs		301,772.00	150,885.99	150,886.01	
<b>Total for Funds 31200, Func 4000 and Expense accounts</b>		<b>.00</b>	<b>301,772.00</b>	<b>150,885.99</b>	<b>150,886.01</b>	<b>.00</b>
<b>Funds 31600 - CapImprvmtsHB33, Func 2300 - SupptSvcs-Admin</b>						
31600- 2300- 53712- 0000- 001118- 0000- 00000	CityTaxCollCost	5,433.00	5,433.00		748.89	4,684.11
<b>Total for Func 2300 and Expense accounts</b>		<b>5,433.00</b>	<b>5,433.00</b>	<b>.00</b>	<b>748.89</b>	<b>4,684.11</b>
<b>Funds 31600 - CapImprvmtsHB33, Func 4000 - Capital Outlay</b>						
31600- 4000- 57200- 0000- 001118- 0000- 00000	BuildingPurchase	1,689,752.00	1,689,752.00			1,689,752.00
<b>Total for Func 4000 and Expense accounts</b>		<b>1,689,752.00</b>	<b>1,689,752.00</b>	<b>.00</b>	<b>.00</b>	<b>1,689,752.00</b>
<b>Total for Funds 31600</b>		<b>1,695,185.00</b>	<b>1,695,185.00</b>	<b>.00</b>	<b>748.89</b>	<b>1,694,436.11</b>
<b>Funds 31701 - CapImprvsSB9Loc, Func 2300 - SupptSvcs-Admin</b>						
31701- 2300- 53712- 0000- 001118- 0000- 00000	CityTaxCollCost	2,700.00	2,700.00		377.56	2,322.44
<b>Total for Func 2300 and Expense accounts</b>		<b>2,700.00</b>	<b>2,700.00</b>	<b>.00</b>	<b>377.56</b>	<b>2,322.44</b>

Selection Grouped by Account Type, Filtered by User Permissions, (Org = 130, Online/Offline = N, Period = 6, UnPosted JEs? = N, Assets and Liabilities? = N, Restricted Accts? = Y, Obj Digits = 0, Page Break Lvl = )

Balances through 12/31/2022						Fiscal Year 2022/23
Funds- Func- Obj ct - Pr gm- Locat n- JbCl - Opt nl	Description	Adopted Budget	Revised Budget	Encumbered	Expenditure	Account Balance
<b>Funds 31701 - CapImprvsSB9Loc, Func 4000 - Capital Outlay</b>						
31701- 4000- 54315- 0000- 001118- 0000- 00000	MntRepBlgsGrdEq	41,500.00	34,074.00			34,074.00
31701- 4000- 56119- 0000- 001118- 0000- 00000	SupAst<5K		6,561.00	6,095.80	1,916.52	1,451.32-
31701- 4000- 57200- 0000- 001118- 0000- 00000	BuildingPurchase	205,195.00	205,195.00			205,195.00
31701- 4000- 57331- 0000- 001118- 0000- 00000	FixedAssets>\$5k		865.00	10,311.33		9,446.33-
<b>Total for Func 4000 and Expense accounts</b>		<b>246,695.00</b>	<b>246,695.00</b>	<b>16,407.13</b>	<b>1,916.52</b>	<b>228,371.35</b>
<b>Total for Funds 31701</b>		<b>249,395.00</b>	<b>249,395.00</b>	<b>16,407.13</b>	<b>2,294.08</b>	<b>230,693.79</b>
<b>Funds 31703 - SB9 SMCash, Func 4000 - Capital Outlay</b>						
31703- 4000- 56119- 0000- 001118- 0000- 00000	SupAst<5K	9,854.00	26,570.00	4,733.80	21,835.65	.55
31703- 4000- 57200- 0000- 001118- 0000- 00000	BuildingPurchase	22,633.00	5,917.00			5,917.00
<b>Total for Funds 31703, Func 4000 and Expense accounts</b>		<b>32,487.00</b>	<b>32,487.00</b>	<b>4,733.80</b>	<b>21,835.65</b>	<b>5,917.55</b>
<b>Total for Org 130 - Christine Duncan Heritage</b>		<b>8,413,893.00</b>	<b>10,304,418.00</b>	<b>3,857,347.83</b>	<b>3,286,370.46</b>	<b>3,160,699.71</b>