

Christine Duncan Heritage Academy
Financial Update
November 16, 2022

A. BARs

	<u>BAR #</u>	<u>Fund Description</u>	<u>Reason/Type</u>	<u>Amount</u>
1	2223-0008-IB	31200 - Public School Capital Outlay	FY23 Lease assistance award	\$ 301,772
2	2223-0009-IB	28211 - NM Schools Covid 19 Testing Program	Initial budget	\$ 58,030
3	2223-0012-M	24101 - Title I ESEA	2XXX Function Maintenance	\$ -
4	2223-0013-M	24101 - Title I ESEA	1000 Function Maintenance	\$ -

B. Payroll & Accounts Payable Payment Vouchers

1 October 2022

C. Financial Statement Reports - as of October 31, 2022

1 Financial Analysis
 2 Bank Reconciliations

D. Other

1 None

Must submit backup for all BARs, except transfers of funds for SEG or direct grants

STATE OF NEW MEXICO
PUBLIC EDUCATION DEPARTMENT
 300 Don Gaspar Santa Fe, NM 87501-2786
Budget Adjustment Request

Doc. ID: 001-118-2223-0008-IB
Fund Type: General Fund / Capital Outlay / Debt Service

Adjustment Type: Initial Budget

Fiscal Year: 2022-2023

Entity Name: Christine Duncan Heritage Academy

Adjustment Changes Intent/Scope of Program Yes or No?: No

Contact: Samantha Silva, Assistant Business Manager

Total Approved Budget (Flowthrough):

Phone: 505-620-2052

Email: sammi@k12accounting.com

FLOWTHROUGH ONLY	
Budget Period: Jul 1 2022 12:00AM	To: Jun 30 2023 12:00AM
A. Approved Carryover:	
B. Total Current Year Allocation:	
D. Total Funding Available:	

Revenue 31200.0000.43209 \$301,772

Fund	Function	Object	Program	Location	Job Class	Present Budget	Adj Amt Exp	Adj Budget	ADD'L FTE
31200 Public School Capital Outlay	4000 Capital Outlay	54610 Rental - Land and Buildings	0000 No Program	001118 Christine Duncan Heritage Academy	0000 No Job Class		\$301,772	\$301,772	
Sub Total							\$301,772		
Indirect Cost									
DOC. TOTAL							\$301,772		

Justification:

Award Letter

Compliance with Sections 10-15-1 and 22-8-12, NMSA, 1978 Compilation:

A. The requested budget/changes were authorized at a scheduled Board of Education or Governance Council meeting open to the public on:

B. Justification for the transfer: Explanation such as "underbudgeted", "insufficient budget", or "needed to close out Project" ARE NOT ACCEPTABLE. Attach additional sheets if necessary.

ALL TRANSFER BARS MUST NET OUT TO ZERO ON THE DOC. TOTAL LINE.

Must submit backup for all BARs,
except transfers of funds for SEG or
direct grants

STATE OF NEW MEXICO
PUBLIC EDUCATION DEPARTMENT
300 Don Gaspar Santa Fe, NM 87501-2786
Budget Adjustment Request

Doc. ID: 001-118-2223-0009-IB

Fund Type: Direct Grant

Adjustment Type: Initial Budget

Fiscal Year: 2022-2023

Entity Name: Christine Duncan Heritage Academy

Adjustment Changes Intent/Scope of Program Yes or No?: No

Contact: Samantha Silva, Assistant Business Manager

Total Approved Budget (Flowthrough):

Phone: 505-620-2052

Email: sammi@k12accounting.com

FLOWTHROUGH ONLY	
Budget Period: Jul 1 2022 12:00AM	To: Jun 30 2023 12:00AM
A. Approved Carryover:	
B. Total Current Year Allocation:	
D. Total Funding Available:	

Revenue 28211.0000.43203 \$58,030

Fund	Function	Object	Program	Location	Job Class	Present Budget	Adj Amt Exp	Adj Budget	ADD'L FTE
28211 NM Schools Covid-19 Testing Program DOH	2100 Support Services-Students	55915 Other Contract Services	2000 Special Programs	001118 Christine Duncan Heritage Academy	0000 No Job Class		\$58,030	\$58,030	
						Sub Total	\$58,030		
						Indirect Cost			
						DOC. TOTAL	\$58,030		

Justification:

Initial Budget

Compliance with Sections 10-15-1 and 22-8-12, NMSA, 1978 Compilation:

A. The requested budget/changes were authorized at a scheduled Board of Education or Governance Council meeting open to the public on:

B. Justification for the transfer: Explanation such as "underbudgeted", "insufficient budget", or "needed to close out Project" ARE NOT ACCEPTABLE. Attach additional sheets if necessary.

ALL TRANSFER BARS MUST NET OUT TO ZERO ON THE DOC. TOTAL LINE.

Must submit backup for all BARs,
except transfers of funds for SEG or
direct grants

STATE OF NEW MEXICO
PUBLIC EDUCATION DEPARTMENT
300 Don Gaspar Santa Fe, NM 87501-2786
Budget Adjustment Request

Doc. ID: 001-118-2223-0012-M

Fund Type: Flowthrough

Adjustment Type: Maintenance

Fiscal Year: 2022-2023

Entity Name: Christine Duncan Heritage Academy

Adjustment Changes Intent/Scope of Program Yes or No?: No

Contact: Samantha Silva, Assistant Business Manager

Total Approved Budget (Flowthrough):

Phone: 505-620-2052

Email: sammi@k12accounting.com

FLOWTHROUGH ONLY	
Budget Period: Jul 1 2022 12:00AM	To: Jun 30 2023 12:00AM
A. Approved Carryover:	
B. Total Current Year Allocation:	
D. Total Funding Available:	

Fund	Function	Object	Program	Location	Job Class	Present Budget	Adj Amt Exp	Adj Budget	ADD'L FTE
24101 Title I Part A - ESEA	2100 Support Services-Students	52112 ERA - Retiree Health	0000 No Program	001118 Christine Duncan Heritage Academy	2000 No Job Class	\$750	(\$750)		
24101 Title I Part A - ESEA	2100 Support Services-Students	52220 Medicare Payments	0000 No Program	001118 Christine Duncan Heritage Academy	2000 No Job Class	\$544	(\$544)		
24101 Title I Part A - ESEA	2100 Support Services-Students	52312 Life	0000 No Program	001118 Christine Duncan Heritage Academy	2000 No Job Class	\$57	(\$57)		
24101 Title I Part A - ESEA	2100 Support Services-Students	52500 Unemployment Compensation	0000 No Program	001118 Christine Duncan Heritage Academy	2000 No Job Class	\$90	(\$90)		
24101 Title I Part A - ESEA	2100 Support Services-Students	52710 Workers Compensation Premium	0000 No Program	001118 Christine Duncan Heritage Academy	2000 No Job Class	\$668	(\$668)		
24101 Title I Part A - ESEA	2100 Support Services-Students	52720 Workers Compensation Employer's Fee	0000 No Program	001118 Christine Duncan Heritage Academy	2000 No Job Class	\$10	(\$10)		
24101 Title I Part A - ESEA	2100 Support Services-Students	53711 Other Charges	0000 No Program	001118 Christine Duncan Heritage Academy	0000 No Job Class	\$931	(\$787)	\$144	
24101 Title I Part A - ESEA	2100 Support Services-Students	52111 Educational Retirement	0000 No Program	001118 Christine Duncan Heritage Academy	1218 School/Student Support		\$1,728	\$1,728	
24101 Title I Part A - ESEA	2100 Support Services-Students	52112 ERA - Retiree Health	0000 No Program	001118 Christine Duncan Heritage Academy	1218 School/Student Support		\$290	\$290	
24101 Title I Part A - ESEA	2100 Support Services-Students	52210 FICA Payments	0000 No Program	001118 Christine Duncan Heritage Academy	1218 School/Student Support		\$719	\$719	

24101 Title I Part A - ESEA	2100 Support Services-Students	52220 Medicare Payments	0000 No Program	001118 Christine Duncan Heritage Academy	1218 School/Student Support		\$169	\$169	5 of 45
							Sub Total	\$0	
							Indirect Cost		
							DOC. TOTAL	\$0	

Justification:

Function Maintenance

Compliance with Sections 10-15-1 and 22-8-12, NMSA, 1978 Compilation:

A. The requested budget/changes were authorized at a scheduled Board of Education or Governance Council meeting open to the public on:

B. Justification for the transfer: Explanation such as "underbudgeted", "insufficient budget", or "needed to close out Project" ARE NOT ACCEPTABLE. Attach additional sheets if necessary.

ALL TRANSFER BARS MUST NET OUT TO ZERO ON THE DOC. TOTAL LINE.

Must submit backup for all BARs,
except transfers of funds for SEG or
direct grants

STATE OF NEW MEXICO
PUBLIC EDUCATION DEPARTMENT
300 Don Gaspar Santa Fe, NM 87501-2786
Budget Adjustment Request

Doc. ID: 001-118-2223-0013-M

Fund Type: Flowthrough

Adjustment Type: Maintenance

Fiscal Year: 2022-2023

Entity Name: Christine Duncan Heritage Academy

Adjustment Changes Intent/Scope of Program Yes or No?: No

Contact: Samantha Silva, Assistant Business Manager

Total Approved Budget (Flowthrough):

Phone: 505-620-2052

Email: sammi@k12accounting.com

FLOWTHROUGH ONLY	
Budget Period: Jul 1 2022 12:00AM	To: Jun 30 2023 12:00AM
A. Approved Carryover:	
B. Total Current Year Allocation:	
D. Total Funding Available:	

Fund	Function	Object	Program	Location	Job Class	Present Budget	Adj Amt Exp	Adj Budget	ADD'L FTE
24101 Title I Part A - ESEA	1000 Instruction	51100 Salaries Expense	1010 Regular Education (PreK-12) Programs	001118 Christine Duncan Heritage Academy	1711 Instructional Assistants - Grades 1-12	\$19,267	(\$19,267)		
24101 Title I Part A - ESEA	1000 Instruction	51300 Additional Compensation	1010 Regular Education (PreK-12) Programs	001118 Christine Duncan Heritage Academy	1411 Teachers- Grades 1-12	\$8,092	(\$5,687)	\$2,405	
24101 Title I Part A - ESEA	1000 Instruction	52111 Educational Retirement	0000 No Program	001118 Christine Duncan Heritage Academy	2000 No Job Class	\$27,336	(\$27,336)		
24101 Title I Part A - ESEA	1000 Instruction	52112 ERA - Retiree Health	0000 No Program	001118 Christine Duncan Heritage Academy	2000 No Job Class	\$3,190	(\$3,190)		
24101 Title I Part A - ESEA	1000 Instruction	52210 FICA Payments	0000 No Program	001118 Christine Duncan Heritage Academy	2000 No Job Class	\$9,883	(\$9,883)		
24101 Title I Part A - ESEA	1000 Instruction	52220 Medicare Payments	0000 No Program	001118 Christine Duncan Heritage Academy	2000 No Job Class	\$2,313	(\$2,313)		
24101 Title I Part A - ESEA	1000 Instruction	52312 Life	0000 No Program	001118 Christine Duncan Heritage Academy	2000 No Job Class	\$171	(\$171)		
24101 Title I Part A - ESEA	1000 Instruction	52315 Disability	0000 No Program	001118 Christine Duncan Heritage Academy	2000 No Job Class	\$178	(\$137)	\$41	
24101 Title I Part A - ESEA	1000 Instruction	52500 Unemployment Compensation	0000 No Program	001118 Christine Duncan Heritage Academy	2000 No Job Class	\$270	(\$270)		
24101 Title I Part A - ESEA	1000 Instruction	52710 Workers Compensation Premium	0000 No Program	001118 Christine Duncan Heritage Academy	2000 No Job Class	\$2,694	(\$2,694)		
24101 Title I Part A - ESEA	1000 Instruction	52720 Workers Compensation Employer's Fee	0000 No Program	001118 Christine Duncan Heritage Academy	2000 No Job Class	\$30	(\$30)		

24101 Title I Part A - ESEA	1000 Instruction	51100 Salaries Expense	1010 Regular Education (PreK-12) Programs	001118 Christine Duncan Heritage Academy	1411 Teachers- Grades 1-12	\$103,265	\$31,753	\$135,018	Page 7 of 45
24101 Title I Part A - ESEA	1000 Instruction	52111 Educational Retirement	1010 Regular Education (PreK-12) Programs	001118 Christine Duncan Heritage Academy	1411 Teachers- Grades 1-12		\$15,712	\$15,712	
24101 Title I Part A - ESEA	1000 Instruction	52112 ERA - Retiree Health	1010 Regular Education (PreK-12) Programs	001118 Christine Duncan Heritage Academy	1411 Teachers- Grades 1-12		\$2,657	\$2,657	
24101 Title I Part A - ESEA	1000 Instruction	52210 FICA Payments	1010 Regular Education (PreK-12) Programs	001118 Christine Duncan Heritage Academy	1411 Teachers- Grades 1-12		\$6,101	\$6,101	
24101 Title I Part A - ESEA	1000 Instruction	52220 Medicare Payments	1010 Regular Education (PreK-12) Programs	001118 Christine Duncan Heritage Academy	1411 Teachers- Grades 1-12		\$1,427	\$1,427	
24101 Title I Part A - ESEA	1000 Instruction	52311 Health and Medical Premiums	1010 Regular Education (PreK-12) Programs	001118 Christine Duncan Heritage Academy	1411 Teachers- Grades 1-12		\$7,826	\$7,826	
24101 Title I Part A - ESEA	1000 Instruction	52312 Life	1010 Regular Education (PreK-12) Programs	001118 Christine Duncan Heritage Academy	1411 Teachers- Grades 1-12		\$196	\$196	
24101 Title I Part A - ESEA	1000 Instruction	52313 Dental	1010 Regular Education (PreK-12) Programs	001118 Christine Duncan Heritage Academy	1411 Teachers- Grades 1-12		\$640	\$640	
24101 Title I Part A - ESEA	1000 Instruction	52314 Vision	1010 Regular Education (PreK-12) Programs	001118 Christine Duncan Heritage Academy	1411 Teachers- Grades 1-12		\$89	\$89	
24101 Title I Part A - ESEA	1000 Instruction	52315 Disability	1010 Regular Education (PreK-12) Programs	001118 Christine Duncan Heritage Academy	1411 Teachers- Grades 1-12		\$71	\$71	
24101 Title I Part A - ESEA	1000 Instruction	52500 Unemployment Compensation	1010 Regular Education (PreK-12) Programs	001118 Christine Duncan Heritage Academy	1411 Teachers- Grades 1-12		\$52	\$52	
24101 Title I Part A - ESEA	1000 Instruction	52720 Workers Compensation Employer's Fee	1010 Regular Education (PreK-12) Programs	001118 Christine Duncan Heritage Academy	1411 Teachers- Grades 1-12		\$23	\$23	
24101 Title I Part A - ESEA	1000 Instruction	52730 Workers Compensation (Self Insured)	1010 Regular Education (PreK-12) Programs	001118 Christine Duncan Heritage Academy	1411 Teachers- Grades 1-12		\$755	\$755	
24101 Title I Part A - ESEA	1000 Instruction	56118 General Supplies and Materials	1010 Regular Education (PreK-12) Programs	001118 Christine Duncan Heritage Academy	0000 No Job Class		\$3,676	\$3,676	
Sub Total							\$0		
Indirect Cost									
DOC. TOTAL							\$0		

Justification:

Function Maintenance

Compliance with Sections 10-15-1 and 22-8-12, NMSA, 1978 Compilation:

A. The requested budget/changes were authorized at a scheduled Board of Education or Governance Council meeting open to the public on:

B. Justification for the transfer: Explanation such as "underbudgeted", "insufficient budget", or "needed to close out Project" ARE NOT ACCEPTABLE. Attach additional sheets if necessary.

ALL TRANSFER BARS MUST NET OUT TO ZERO ON THE DOC. TOTAL LINE.

Checks Dated 10/01/2022 through 10/31/2022

Check Number	Check Date	Pay to the Order of	Check Amount
13844	10/05/2022	Rising Sun Technologies	5,103.50
13845	10/07/2022	Albuquerque Charter School League	1,300.00
13846	10/07/2022	Albuquerque Public Schools Graphics	390.40
13847	10/07/2022	Alpine Protection LLC	79.98
13848	10/07/2022	Amaro's Carpet Cleaning	280.48
13849	10/07/2022	Association of Charter School Education Services	1,928.33
13850	10/07/2022	Charter School Nursing Service	226.28
13851	10/07/2022	Comcast	132.52
13852	10/07/2022	De Lage Landen Financial Services Inc	987.48
13853	10/07/2022	DMH Law, LLC	2,693.75
13854	10/07/2022	Orkin, 886-ALBUQUERQUE, NM	254.30
13855	10/07/2022	Quill Corporation	729.37
13856	10/07/2022	Summit Fire & Security	97.08
13857	10/07/2022	T-Mobile USA Inc	1,000.00
13863	10/14/2022	Albuquerque Public Schools Graphics	390.40
13864	10/14/2022	Amaro's Carpet Cleaning	350.59
13865	10/14/2022	Association of Charter School Education Services	14,546.25
13866	10/14/2022	Bilingual Multicultural Services Inc	1,961.05
13867	10/14/2022	Comcast	133.37
13868	10/14/2022	Crystal Springs	390.00
13869	10/14/2022	Ephesus Office Technologies	2,475.20
13870	10/14/2022	Quill Corporation	1,404.14
13871	10/14/2022	Rising Sun Technologies	5,942.85
13872	10/14/2022	Saylor Family Trust, LLC	514.58
13873	10/14/2022	Saylor Family Trust, LLC	37,500.00
13874	10/14/2022	Verizon Wireless	209.21
13875	10/17/2022	Autism Behavior Education Consultants of the West	487.34
13876	10/17/2022	Pitney Bowes Purchase Power	100.00
13877	10/17/2022	Autism Behavior Education Consultants of the West	11,011.33
13878	10/21/2022	Alpine Protection LLC	79.98
13879	10/21/2022	Association of Charter School Education Services	80,916.96
13880	10/21/2022	Brady Industries, LLC	7,377.62
13881	10/21/2022	Charter School Nursing Service	4,379.73
13882	10/21/2022	NM Gas Company	40.75
13883	10/21/2022	PNM	4,401.79
13884	10/21/2022	Sandia Office Supply	797.55
13885	10/21/2022	School Equipment, Inc.	9,397.25
13886	10/24/2022	Pre-Paid Legal Services, Inc.	158.57
13894	10/27/2022	Amaro's Carpet Cleaning	280.48
13895	10/27/2022	Association of Charter School Education Services	5,607.44
13896	10/27/2022	Cooperative Educational Services	1,022.16
13897	10/27/2022	Saddam Sani	57.58
13898	10/27/2022	Sundance Educational Consulting Inc.	500.00
13899	10/27/2022	Theresa Bustos	31.64
VCH-00000198	10/14/2022	NM Educational RetirementBoard	163,591.87
VCH-00000199	10/05/2022	NM RHC	17,662.18 *
Reissued on 11/11/2022			
VCH-00000200	10/24/2022	American Family Life	1,106.64
VCH-00000201	10/24/2022	NM Taxation/Revenue Department	18,187.98

Business management

Lease Payment

SLP services

Food service

The preceding Checks have been issued in accordance with the District's Policy and authorization of the Board of Trustees. It is recommended that the preceding Checks be approved.



Checks Dated 10/01/2022 through 10/31/2022

Check Number	Check Date	Pay to the Order of	Check Amount
VCH-00000202	10/24/2022	Pre-Paid Legal Services, Inc.	105.68
VCH-00000203	10/05/2022	NM RHC	8,062.61 *
Reissued on 11/11/2022			
VCH-00000204	10/05/2022	NMPSIA	24,580.92
VCH-00000205	10/05/2022	NM RHC	17,662.18
Total Number of Checks			52
			458,629.34

	Count	Amount
Reissue	2	25,724.79
Net Issue		432,904.55

Fund Recap

Fund	Description	Check Count	Expensed Amount
11000	Operational Fund	44	309,458.09
21000	Food Services Fund	7	81,106.87
23000	Non-Instruct. Fund	2	2,133.51
23010	Admin Discretionary Account	1	31.64
24101	Title I - IASA	4	4,472.21
24106	IDEA-B Entitlement	5	2,418.45
24308	CRRSA, ESSER II	4	2,607.95
24330	ESSER III	1	152.90
25153	Title XIX MEDICAID 3/21 Years	2	4,606.01
25205	Gear Up New Mexico Initiative	5	858.72
25250	St Equalztn Guarantee-Fed Stim	3	79.83
26107	REC/District Fiscal Agent	4	8,979.52
27149	PreK Initiative	4	6,601.60
31703	SB9 State Match Cash	1	9,397.25
Total Number of Checks		52	432,904.55
Less Unpaid Tax Liability			.00
Net (Check Amount)			432,904.55

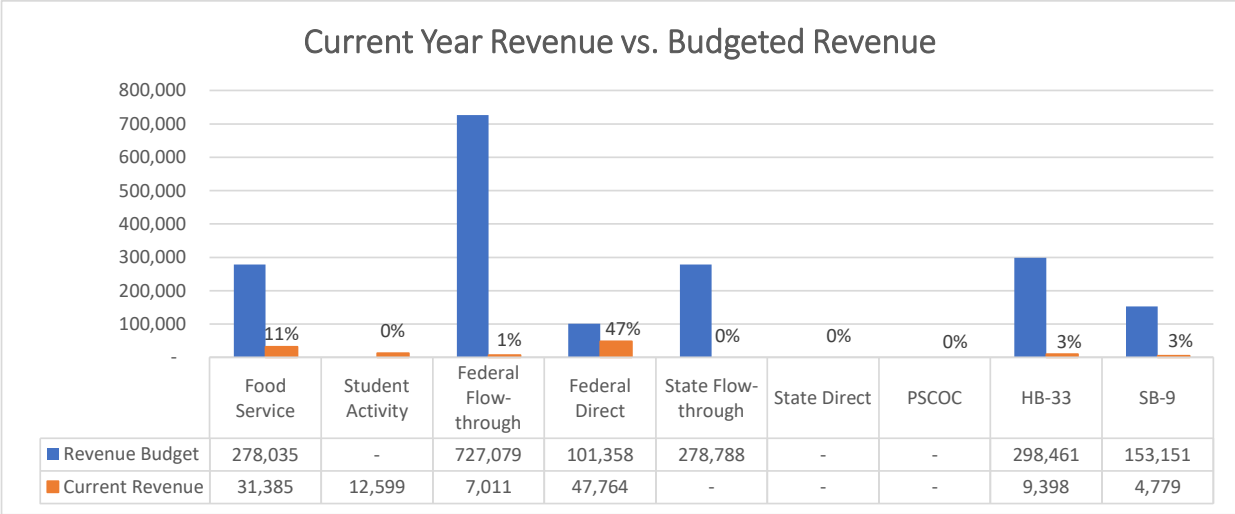
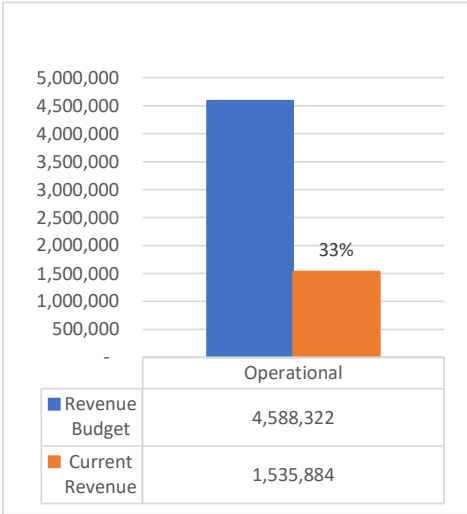
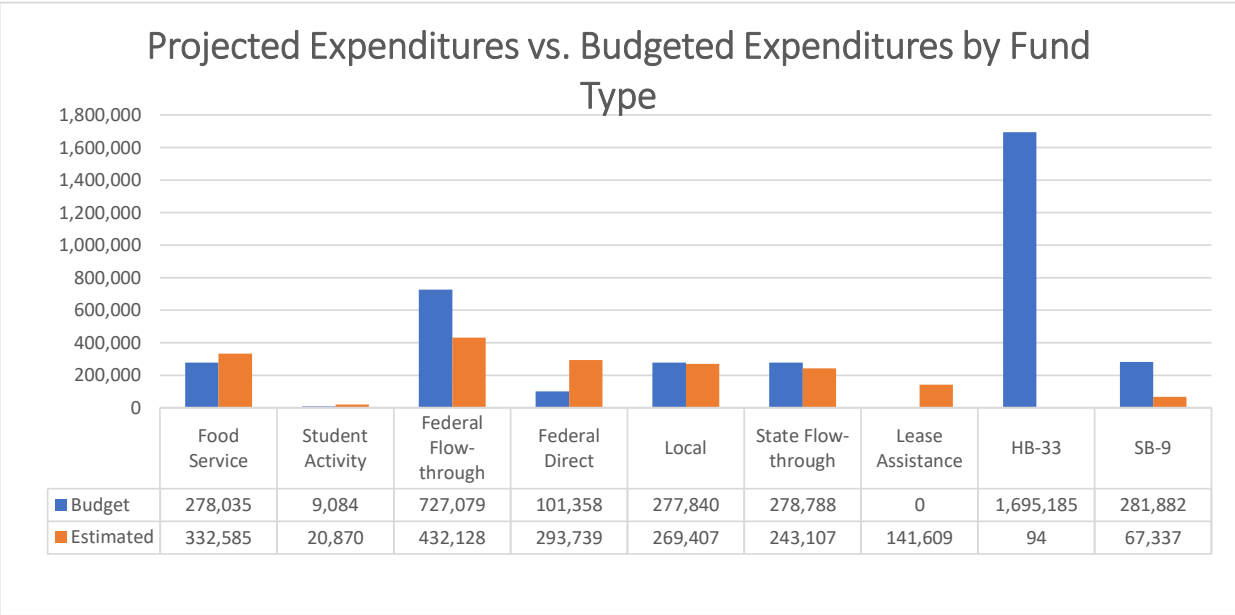
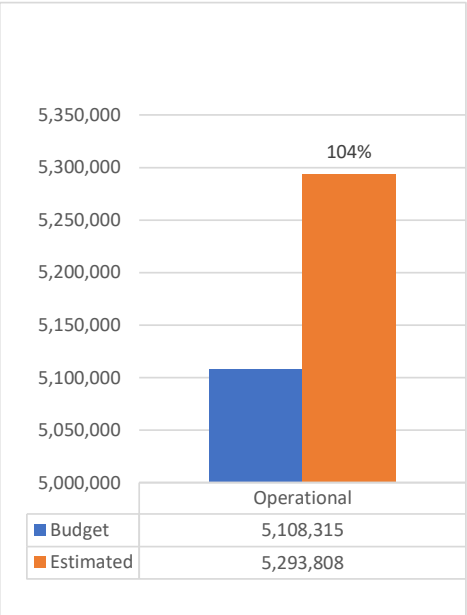
The preceding Checks have been issued in accordance with the District's Policy and authorization of the Board of Trustees. It is recommended that the preceding Checks be approved.



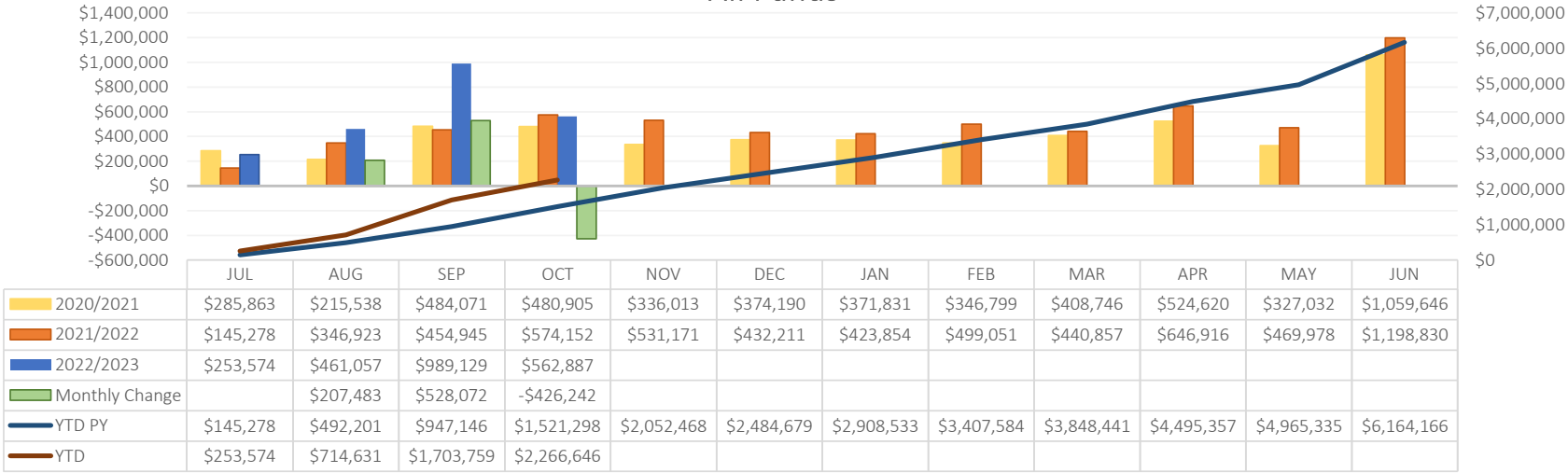
Christine Duncan Heritage Academy

Expenditure Analytical Review

October 31, 2022

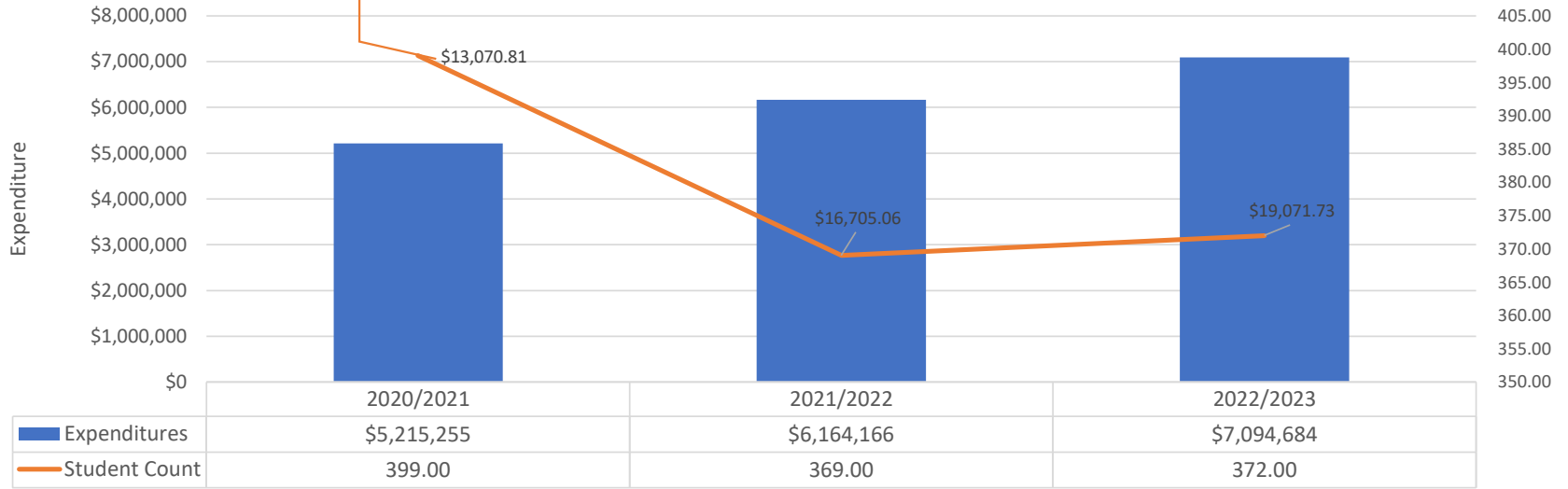


Yearly Expenditure Comparison by Month All Funds

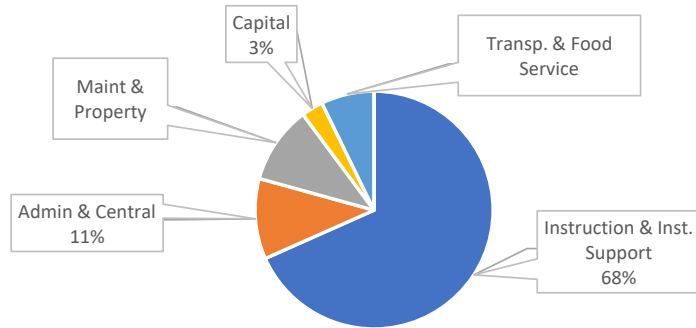


Note: amount per year indicates
Spending Per Student

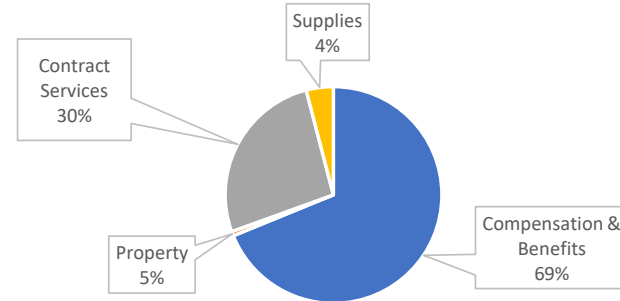
Spending Per Student All Funds



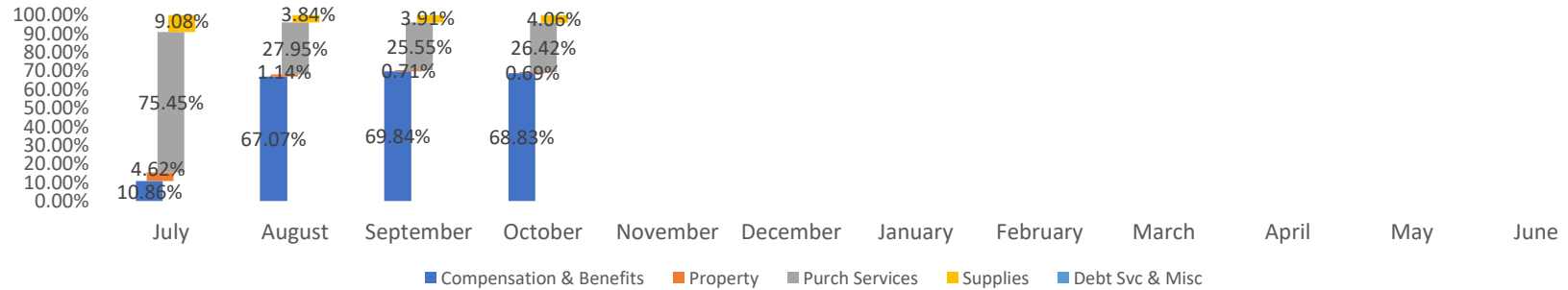
Estimated Expenditures by Function - All Funds



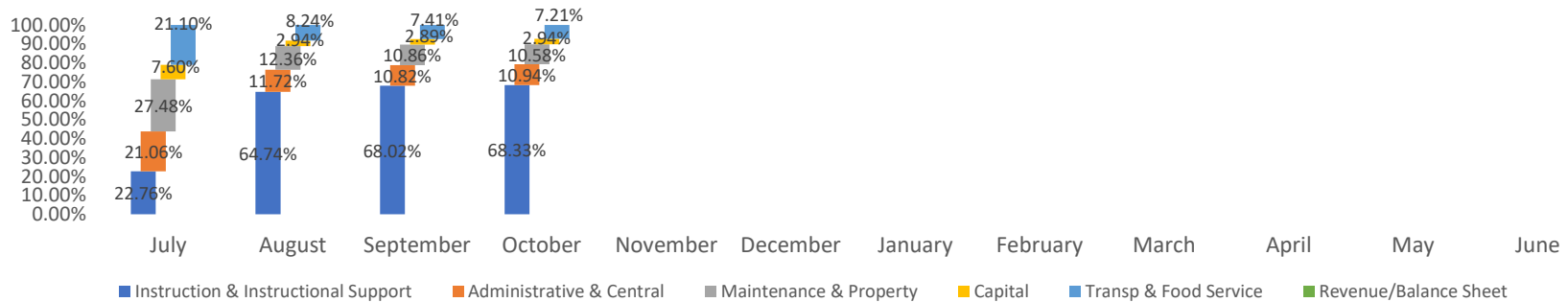
Estimated Expenditures by Object - All Funds




Object Code Change in Percentage by Month
(All Funds - Exp & Encumbrance)



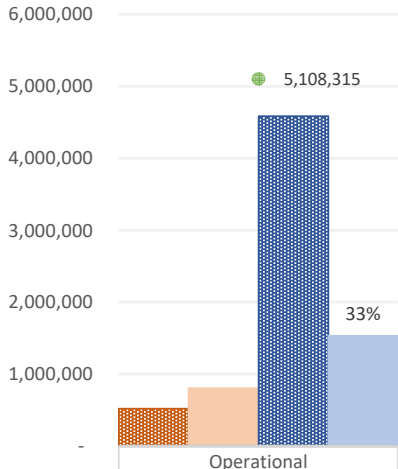
Function Code Change in Percentage by Month
(All Funds - Exp & Encumbrance)



Monthly Cash Balance All Funds

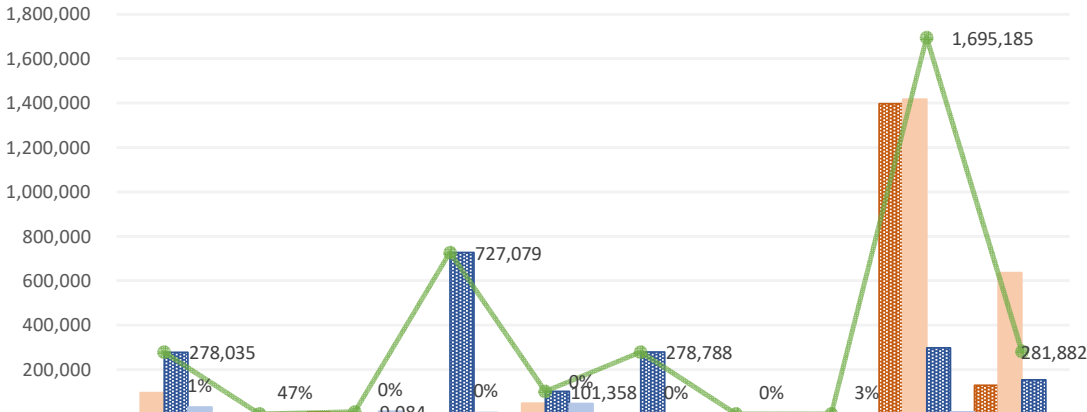


(Operational Fund Only)



FB Budget	519,993
FB	802,722
Revenue Budget	4,588,322
YTD Revenue	1,535,884
Total Budget	5,108,315

Current Year Revenue vs. Budgeted Revenue & Beg Fund Balance vs. Budgeted Fund Balance



FB Budget	-	-	9,084	-	-	-	-	-	1,396,724	128,731
FB	96,609	98	9,084	-	48,703	-	-	-	1,417,997	636,370
Revenue Budget	278,035	-	-	727,079	101,358	278,788	-	-	298,461	153,151
Current Revenue	31,385	-	12,599	7,011	47,764	-	-	-	9,398	4,779
Total Budget	278,035	-	9,084	727,079	101,358	278,788	-	-	1,695,185	281,882

Statement Date 10/31/2022

Cash Object 11010

Status Posted

Journal Entry #

Bank Statement Ending Balance	2,649,364.75	Service Charge	0.00
Less: Uncleared Payments	170,652.44	Interest Earned	0.00
Add: Uncleared Deposits	0.00		
Add: Uncleared Other	17,662.18	Cleared Payments	662,761.92
Adjusted Bank Balance	2,496,374.49	Cleared Deposits	455,517.33
System Cash Balance	2,496,374.49	Cleared Other	1,212.32
Add: Unposted Charges and Interest	0.00		
Revised System Cash Balance	2,496,374.49	Submitted By	JYAMAT, 11/11/2022
Difference	0.00	Posted By	BRUNYAN, 11/11/2022

Uncleared Payments

Issued	Check #	Check Amount	Pay To Name	Vendor ID	Emp ID	Bank Acct
08/26/21	Batch 08/26/2021	5.00				130MAIN
08/12/22	13724	710.00	The Graduation Place			130MAIN
09/02/22	13777	219.22	NM Child Supp Enforc Agency	901001		130MAIN
09/08/22	13794	3,150.00	Legends of Learning, Inc.	010241		130MAIN
09/29/22	13836	31,777.21	EGSM, Inc.	010237		130MAIN
09/29/22	13838	24.99	Maestas, Melissa	010136		130MAIN
10/05/22	VCH-00000199	17,662.18	NM RHC	900006		130MAIN
10/05/22	VCH-00000203	8,062.61	NM RHC	900006		130MAIN
10/07/22	13846	390.40	Albuquerque Public Schools Graphics	000106		130MAIN
10/14/22	13862	438.44	NM Child Supp Enforc Agency	901001		130MAIN
10/14/22	13870	1,404.14	Quill Corporation	000214		130MAIN
10/21/22	13879	80,916.96	Association of Charter School Education Ser	000635		130MAIN
10/21/22	13880	7,377.62	Brady Industries, LLC	000620		130MAIN
10/21/22	13885	9,397.25	School Equipment, Inc.	010115		130MAIN
10/24/22	13886	158.57	Pre-Paid Legal Services, Inc.	901000		130MAIN
10/27/22	13895	5,607.44	Association of Charter School Education Ser	000635		130MAIN
10/27/22	13896	1,022.16	Cooperative Educational Services	000070		130MAIN
10/27/22	13897	57.58	Saddam Sani	010252		130MAIN
10/27/22	13898	500.00	Sundance Educational Consulting Inc.	000095		130MAIN
10/27/22	13899	31.64	Theresa Bustos	010132		130MAIN
10/28/22	13890	175.00	AXA Equitable Life Ins Co	901014		130MAIN
10/28/22	13891	1,125.59	Equivest Annuity Lockbox	901014		130MAIN
10/28/22	13893	438.44	NM Child Supp Enforc Agency	901001		130MAIN
		170,652.44				

Selection Grouped by Org, Cash Object, Statement Date - Sorted by Item date, Item #, (Org = 130, Cash Object IN ('11010'), Bank Statement Date = 10/31/2022, Uncleared Only? = No)



Statement Date 10/31/2022

Cash Object 11010

Status Posted

Journal Entry #

Uncleared Other

Effective	JE #	Amount	JE Comment	Bank Acct
10/05/22	EX23-00386	4,252.13		
10/05/22	EX23-00387	6,545.86		
10/05/22	EX23-00388	6,864.19		
		<u>17,662.18</u>		

Cleared Payments

Issued	Check #	Check Amount	Cleared Amount	Difference	Cleared	Pay To Name	Vendor ID	Emp ID	Bank Acct
08/17/22	13730	44.00	44.00		10/31/22	Patricia Rosales	010254		130MAIN
09/16/22	13807	2,486.33	2,486.33		10/31/22	Bilingual Multicultural Services Inc	000241		130MAIN
09/22/22	13816	1,575.18	1,575.18		10/31/22	ABCWUA	000221		130MAIN
09/22/22	13817	879.00	879.00		10/31/22	APS - Transportation	000092		130MAIN
09/22/22	13818	8,846.51	8,846.51		10/31/22	Association of Charter School Education Ser	000635		130MAIN
09/22/22	13819	10,742.40	10,742.40		10/31/22	Autism Behavior Education Consultants of	010218		130MAIN
09/22/22	13820	6,800.00	6,800.00		10/31/22	Enome, Inc	ENOME		130MAIN
09/22/22	13821	762.65	762.65		10/31/22	Ephesus Office Technologies	000209		130MAIN
09/26/22	13824	400.00	400.00		10/31/22	Metropolitan Life Insurance	901002		130MAIN
09/29/22	13832	44.00	44.00		10/31/22	Abigail Quezada	010258		130MAIN
09/29/22	13833	43,931.87	43,931.87		10/31/22	Association of Charter School Education Ser	000635		130MAIN
09/29/22	13834	134.76	134.76		10/31/22	Comcast	000208		130MAIN
09/29/22	13835	13,132.05	13,132.05		10/31/22	Curriculum Associates, LLC	010242		130MAIN
09/29/22	13837	146.00	146.00		10/31/22	Litzia Gonzalez-Rios	LITGON		130MAIN
09/29/22	13839	495.00	495.00		10/31/22	Marcia Lee Unnever, Kids Focus	000579		130MAIN
09/29/22	13840	37.95	37.95		10/31/22	NM Gas Company	000558		130MAIN
09/29/22	13841	32.20	32.20		10/31/22	Pitney Bowes Purchase Power	000760		130MAIN
09/29/22	13842	6,041.51	6,041.51		10/31/22	PNM	000178		130MAIN
09/29/22	13843	166.75	166.75		10/31/22	Theresa Bustos	010132		130MAIN
09/30/22	13826	424.59	424.59		10/31/22	Jennie M. Aragon		000195	130MAIN
09/30/22	13827	887.75	887.75		10/31/22	Lorena Suleima Cano		000200	130MAIN
09/30/22	13828	812.32	812.32		10/31/22	Patricia Rosales		000273	130MAIN
10/05/22	13844	5,103.50	5,103.50		10/31/22	Rising Sun Technologies	010179		130MAIN
10/05/22	Batch 10/05/2022	42,243.10	42,243.10		10/31/22				130MAIN
10/07/22	13845	1,300.00	1,300.00		10/31/22	Albuquerque Charter School League	000744		130MAIN
10/07/22	13847	79.98	79.98		10/31/22	Alpine Protection LLC	010013		130MAIN
10/07/22	13848	280.48	280.48		10/31/22	Amaro's Carpet Cleaning	010114		130MAIN
10/07/22	13849	1,928.33	1,928.33		10/31/22	Association of Charter School Education Ser	000635		130MAIN
10/07/22	13850	226.28	226.28		10/31/22	Charter School Nursing Service	000251		130MAIN

Selection Grouped by Org, Cash Object, Statement Date - Sorted by Item date, Item #, (Org = 130, Cash Object IN ('11010'), Bank Statement Date = 10/31/2022, Uncleared Only? = No)



Statement Date 10/31/2022

Cash Object 11010

Status Posted

Journal Entry #

Cleared Payments (continued)

Issued	Check #	Check Amount	Cleared Amount	Difference	Cleared	Pay To Name	Vendor ID	Emp ID	Bank Acct
10/07/22	13851	132.52	132.52		10/31/22	Comcast	000208		130MAIN
10/07/22	13852	987.48	987.48		10/31/22	De Lage Landen	Financial Services 000411		130MAIN
10/07/22	13853	2,693.75	2,693.75		10/31/22	DMH Law, LLC	010219		130MAIN
10/07/22	13854	254.30	254.30		10/31/22	Orkin, 886-ALBUQUERQUE, NM	000697		130MAIN
10/07/22	13855	729.37	729.37		10/31/22	Quill Corporation	000214		130MAIN
10/07/22	13856	97.08	97.08		10/31/22	Summit Fire & Security	000562		130MAIN
10/07/22	13857	1,000.00	1,000.00		10/31/22	T-Mobile USA Inc	010181		130MAIN
10/14/22	13858	889.75	889.75		10/31/22	Lorena Suleima Cano		000200	130MAIN
10/14/22	13859	549.39	549.39		10/31/22	Patricia Rosales		000273	130MAIN
10/14/22	13860	678.13	678.13		10/31/22	Ana Trejo		000271	130MAIN
10/14/22	13861	26,196.65	26,196.65		10/31/22	EFTPS	900004		130MAIN
10/14/22	13863	390.40	390.40		10/31/22	Albuquerque Public Schools Graphics	000106		130MAIN
10/14/22	13864	350.59	350.59		10/31/22	Amaro's Carpet Cleaning	010114		130MAIN
10/14/22	13865	14,546.25	14,546.25		10/31/22	Association of Charter School Education Ser	000635		130MAIN
10/14/22	13866	1,961.05	1,961.05		10/31/22	Bilingual Multicultural Services Inc	000241		130MAIN
10/14/22	13867	133.37	133.37		10/31/22	Comcast	000208		130MAIN
10/14/22	13868	390.00	390.00		10/31/22	Crystal Springs	010183		130MAIN
10/14/22	13869	2,475.20	2,475.20		10/31/22	Ephesus Office Technologies	000209		130MAIN
10/14/22	13871	5,942.85	5,942.85		10/31/22	Rising Sun Technologies	010179		130MAIN
10/14/22	13872	514.58	514.58		10/31/22	Saylor Family Trust, LLC	000555		130MAIN
10/14/22	13873	37,500.00	37,500.00		10/31/22	Saylor Family Trust, LLC	000555		130MAIN
10/14/22	13874	209.21	209.21		10/31/22	Verizon Wireless	000206		130MAIN
10/14/22	Batch 10/14/2022	258,280.59	258,280.59		10/31/22				130MAIN
10/17/22	13875	487.34	487.34		10/31/22	Autism Behavior Education Consultants of	010218		130MAIN
10/17/22	13876	100.00	100.00		10/31/22	Pitney Bowes Purchase Power	000760		130MAIN
10/17/22	13877	11,011.33	11,011.33		10/31/22	Autism Behavior Education Consultants of	010218		130MAIN
10/21/22	13878	79.98	79.98		10/31/22	Alpine Protection LLC	010013		130MAIN
10/21/22	13881	4,379.73	4,379.73		10/31/22	Charter School Nursing Service	000251		130MAIN
10/21/22	13882	40.75	40.75		10/31/22	NM Gas Company	000558		130MAIN
10/21/22	13883	4,401.79	4,401.79		10/31/22	PNM	000178		130MAIN
10/21/22	13884	797.55	797.55		10/31/22	Sandia Office Supply	000500		130MAIN
10/24/22	Batch 10/24/2022	19,400.30	19,400.30		10/31/22				130MAIN
10/27/22	13894	280.48	280.48		10/31/22	Amaro's Carpet Cleaning	010114		130MAIN
10/28/22	13887	889.75	889.75		10/31/22	Lorena Suleima Cano		000200	130MAIN
10/28/22	13888	749.22	749.22		10/31/22	Norma Quinonez		000274	130MAIN

Selection Grouped by Org, Cash Object, Statement Date - Sorted by Item date, Item #, (Org = 130, Cash Object IN ('11010'), Bank Statement Date = 10/31/2022, Uncleared Only? = No)



Statement Date 10/31/2022

Cash Object 11010

Status Posted

Journal Entry #

Cleared Payments (continued)

Issued	Check #	Check Amount	Cleared Amount	Difference	Cleared	Pay To Name	Vendor ID	Emp ID	Bank Acct
10/28/22	13889	678.13	678.13		10/31/22	Ana Trejo		000271	130MAIN
10/28/22	13892	24,183.39	24,183.39		10/31/22	EFTPS	900004		130MAIN
10/28/22	Batch 10/28/2022	88,395.18	88,395.18		10/31/22				130MAIN
		662,761.92	662,761.92						

Cleared Deposits

Deposited	Deposit #	Deposit Amount	Cleared Amount	Difference	Cleared	Bank Acct
10/07/22	Batch 10/07/2022	150.00	150.00		10/31/22	130MAIN
10/11/22	Batch 10/11/2022	120.00	120.00		10/31/22	130MAIN
10/13/22	Batch 10/13/2022	382,360.08	382,360.08		10/31/22	130MAIN
10/14/22	Batch 10/14/2022	42.45	42.45		10/31/22	130MAIN
10/18/22	Batch 10/18/2022	100.00	100.00		10/31/22	130MAIN
10/20/22	Batch 10/20/2022	1,005.56	1,005.56		10/31/22	130MAIN
10/21/22	Batch 10/21/2022	32,115.47	32,115.47		10/31/22	130MAIN
10/24/22	Batch 10/24/2022	35,080.47	35,080.47		10/31/22	130MAIN
10/25/22	Batch 10/25/2022	737.35	737.35		10/31/22	130MAIN
10/26/22	Batch 10/26/2022	517.00	517.00		10/31/22	130MAIN
10/27/22	Batch 10/27/2022	930.00	930.00		10/31/22	130MAIN
10/28/22	Batch 10/28/2022	2,058.95	2,058.95		10/31/22	130MAIN
10/31/22	Batch 10/31/2022	300.00	300.00		10/31/22	130MAIN
		455,517.33	455,517.33			

Cleared Other

Effective	JE #	Amount	Cleared Amount	Difference	Cleared	JE Comment	Bank Acct
10/31/22	CA23-00005	1,212.32	1,212.32		10/31/22		

Analyzed Business Checking - PF



Account number: [REDACTED] ■ October 1, 2022 - October 31, 2022 ■ Page 1 of 3

CHRISTINE DUNCAN'S HERITAGE ACADEMY
1900 ATRISCO DR NW
ALBUQUERQUE NM 87120-1146

Questions?

Call your Customer Service Officer or Client Services
1-800-AT WELLS (1-800-289-3557)
5:00 AM TO 6:00 PM Pacific Time Monday - Friday

Online: wellsfargo.com

Write: Wells Fargo Bank, N.A. (585)
P.O. Box 6995
Portland, OR 97228-6995

Account summary

Analyzed Business Checking - PF

Account number	Beginning balance	Total credits	Total debits	Ending balance
[REDACTED]	\$2,855,397.02	\$456,332.92	-\$662,365.19	\$2,649,364.75

Credits

Deposits

Effective date	Posted date	Amount	Transaction detail
09/30	10/03	815.59	Reversal of Check Posted 9-30-22 Reposted 10-03-22 as Serial 0000013830 Our Ref: 9-30-22 00000000
		\$815.59	Total deposits

Electronic deposits/bank credits

Effective date	Posted date	Amount	Transaction detail
	10/07	150.00	Post Verify Deposit
	10/11	120.00	Post Verify Deposit
	10/13	382,360.08	APS Payments Christine Dncn Christine Duncan Ha Cs
	10/14	14.21	Sandoval County ACH Paymen 836016 September 2022 Distribution Sb-9
	10/14	28.24	Sandoval County ACH Paymen 833946 September 2022 Distribution Hb-33
	10/18	100.00	Post Verify Deposit
	10/20	1,005.56	Bernalillo Count Distr_Pymt Christine Duncans Heri
	10/21	730.00	Post Verify Deposit
	10/21	31,385.47	State of NEW Mex Vndr Pymt Nmap0001512077 USDA August 2022 USDA August 2022
	10/24	100.00	Post Verify Deposit
	10/24	517.00	Post Verify Deposit
	10/24	9,449.06	Post Verify Deposit
	10/24	25,014.41	State of NM Earlychild Nmap0001512636 Christine Duncan's Her
	10/25	270.00	Post Verify Deposit
	10/25	467.35	Post Verify Deposit
	10/26	217.00	Post Verify Deposit
	10/26	300.00	Post Verify Deposit



Electronic deposits/bank credits (continued)

<i>Effective date</i>	<i>Posted date</i>	<i>Amount</i>	<i>Transaction detail</i>
	10/27	280.00	Post Verify Deposit
	10/27	300.00	Post Verify Deposit
	10/27	350.00	Post Verify Deposit
	10/28	107.25	Post Verify Deposit
	10/28	1,951.70	Post Verify Deposit
	10/31	300.00	Post Verify Deposit
		\$455,517.33	Total electronic deposits/bank credits
		\$456,332.92	Total credits

Debits

Electronic debits/bank debits

<i>Effective date</i>	<i>Posted date</i>	<i>Amount</i>	<i>Transaction detail</i>
	10/05	17,662.18	WT Seq170464 State of NEW Mexico /Bnf=NM Rehtiree Healthcare Srf# Rhc 9/2022 Trn#221005170464 Rfb# 90
	10/05	24,580.92	WT Seq170054 State of NEW Mexico /Bnf=Nmpsia Srf# Nmpsia 10/2022 Trn#221005170054 Rfb# 89
	10/13	94,688.72	ACH Prep Origintn - Christine Duncan - File 7878782339 Coid 1205009183
	10/14	26,196.65	< Business to Business ACH Debit - IRS Usatapytmt 101422 270268703464685 Christine Duncans Heri
	10/18	163,591.87	< Business to Business ACH Debit - Nmerb Web Pay 221017 02353 Christine Duncan Herit
	10/26	18,187.98	< Business to Business ACH Debit - Tax_Rev_Wwt_Ecks Trd Pmnt 221024 xxxxx0736 Christine Duncan Herit
	10/27	88,395.18	ACH Prep Origintn - Christine Duncan - File 7878782339 Coid 1205009183
	10/28	24,183.39	< Business to Business ACH Debit - IRS Usatapytmt 102822 270270133126961 Christine Duncans Heri
		\$457,486.89	Total electronic debits/bank debits

< Business to Business ACH: If this is a business account, this transaction has a return time frame of one business day from post date. This time frame does not apply to consumer accounts.

Checks paid

<i>Number</i>	<i>Amount</i>	<i>Date</i>	<i>Number</i>	<i>Amount</i>	<i>Date</i>	<i>Number</i>	<i>Amount</i>	<i>Date</i>
13730	44.00	10/03	13833	43,931.87	10/12	13849	1,928.33	10/19
13807*	2,486.33	10/12	13834	134.76	10/05	13850	226.28	10/20
13816*	1,575.18	10/03	13835	13,132.05	10/11	13851	132.52	10/17
13817	879.00	10/06	13837*	146.00	10/03	13852	987.48	10/19
13818	8,846.51	10/12	13839*	495.00	10/06	13853	2,693.75	10/20
13819	10,742.40	10/06	13840	37.95	10/03	13854	254.30	10/17
13820	6,800.00	10/25	13841	32.20	10/05	13855	729.37	10/24
13821	762.65	10/12	13842	6,041.51	10/11	13856	97.08	10/17
13824*	400.00	10/03	13843	166.75	10/06	13857	1,000.00	10/17
13826*	424.59	10/05	13844	5,103.50	10/11	13858	889.75	10/14
13827	887.75	10/03	13845	1,300.00	10/17	13859	549.39	10/17
13828	812.32	10/03	13846	390.40	10/20	13860	678.13	10/14
13830*	815.59	10/03	13847	79.98	10/18	13864*	350.59	10/24
13832*	44.00	10/03	13848	280.48	10/14	13865	14,546.25	10/25



Checks paid (continued)

<i>Number</i>	<i>Amount</i>	<i>Date</i>	<i>Number</i>	<i>Amount</i>	<i>Date</i>	<i>Number</i>	<i>Amount</i>	<i>Date</i>
13866	1,961.05	10/25	13874	209.21	10/26	13883	4,401.79	10/26
13867	133.37	10/25	13875	487.34	10/18	13884	797.55	10/25
13868	390.00	10/24	13876	100.00	10/25	13887*	889.75	10/28
13869	2,475.20	10/28	13877	11,011.33	10/18	13888	749.22	10/28
13871*	5,942.85	10/21	13878	79.98	10/28	13889	678.13	10/28
13872	514.58	10/25	13881*	4,379.73	10/27	13894*	280.48	10/31
13873	37,500.00	10/25	13882	40.75	10/26			
			\$204,878.30	Total checks paid				

* Gap in check sequence.

\$662,365.19 Total debits

Daily ledger balance summary

<i>Date</i>	<i>Balance</i>	<i>Date</i>	<i>Balance</i>	<i>Date</i>	<i>Balance</i>
09/30	2,855,397.02	10/13	3,003,968.96	10/24	2,852,125.04
10/03	2,851,449.82	10/14	2,975,966.40	10/25	2,790,509.59
10/05	2,808,615.17	10/17	2,972,633.11	10/26	2,768,186.86
10/06	2,796,332.02	10/18	2,797,562.59	10/27	2,676,341.95
10/07	2,796,482.02	10/19	2,794,646.78	10/28	2,649,345.23
10/11	2,772,324.96	10/20	2,792,341.91	10/31	2,649,364.75
10/12	2,716,297.60	10/21	2,818,514.53		
Average daily ledger balance		\$2,810,398.43			

As of 10/31/2022	Fiscal Year 2022/23 Actuals				
Resource	Beginning Balance	Revenue Activity	Expense Activity	Net Activity	Resulting Balance
Fund 11000 - Operational Fund	802,721.67	1,535,883.87	1,820,307.05	284,423.18-	518,298.49
Fund 14000 - Inst. Materials Fund	98.37	.00	.00	.00	98.37
Fund 21000 - Food Services Fund	96,609.03	56,645.07	149,300.36	92,655.29-	3,953.74
Fund 23000 - Non-Instruct. Fund	1,353.68	7,668.30	2,133.51	5,534.79	6,888.47
Fund 23001 - Athletic	1,678.94	1,030.00	1,425.31	395.31-	1,283.63
Fund 23002 - PreK Classroom	1,397.55-	.00	.00	.00	1,397.55-
Fund 23003 - Chess Club	39.71	.00	.00	.00	39.71
Fund 23004 - Student Council	706.08	.00	197.76	197.76-	508.32
Fund 23005 - Yearbook	2,129.50	.00	.00	.00	2,129.50
Fund 23006 - Cheer	140.02	.00	.00	.00	140.02
Fund 23007 - Sunshine	577.98	.00	.00	.00	577.98
Fund 23008 - Bilingual Seal	456.00	.00	.00	.00	456.00
Fund 23010 - Admin Discretionary Account	2,667.16	3,901.00	1,293.29	2,607.71	5,274.87
Fund 23102 - General Activities	732.55	.00	2,189.00	2,189.00-	1,456.45-
Fund 24101 - Title I - IASA	117,711.52-	121,675.16	38,280.26	83,394.90	34,316.62-
Fund 24106 - IDEA-B Entitlement	6,520.23-	7,091.23	23,568.31	16,477.08-	22,997.31-
Fund 24118 - Fresh Fruit & Vegetables	7,267.21-	.00	.00	.00	7,267.21-
Fund 24153 - English Language Acquisition	1,782.00-	.00	.00	.00	1,782.00-
Fund 24154 - Teach./Princp. Train & Recruit	5,350.00-	5,350.00	.00	5,350.00	.00
Fund 24183 - Carl Perkins Secondary-Redist2	15,398.97-	15,398.97	.00	15,398.97	.00
Fund 24308 - CRRSA, ESSER II	61,863.88-	64,340.30	16,092.74	48,247.56	13,616.32-
Fund 24330 - ESSER III	.00	.00	1,306.23	1,306.23-	1,306.23-
Fund 25153 - Title XIX MEDICAID 3/21 Years	58,379.69	.00	8,113.27	8,113.27-	50,266.42
Fund 25171 - Child & Adult Food Program	34,766.76	47,764.23	.00	47,764.23	82,530.99
Fund 25205 - Gear Up New Mexico Initiative					

Selection Grouped by Fund - Sorted by Resource, (Org = 130, As of Date = 10/31/2022, Actuals = Y, Enc = N, SACS Fund = N, SACS Rsrc = N, SACS = N, Restricted Accts = Y)



As of 10/31/2022	Fiscal Year 2022/23 Actuals				
Resource	Beginning Balance	Revenue Activity	Expense Activity	Net Activity	Resulting Balance
Fund 25205 - Gear Up New Mexico Initiative	44,443.15-	28,051.14	12,834.77	15,216.37	29,226.78-
Fund 26107 - REC/District Fiscal Agent	.00	.00	62,625.63	62,625.63-	62,625.63-
Fund 26177 - Elementry & Mid Sch Initiative	684.34-	.00	.00	.00	684.34-
Fund 27109 - Instructional Materials- GAA	3,500.58	.00	.00	.00	3,500.58
Fund 27149 - PreK Initiative	219,776.86-	219,776.86	82,687.24	137,089.62	82,687.24-
Fund 27183 - NM Grown FVV	1,755.00-	1,755.00	.00	1,755.00	.00
Fund 28211 - NM Schools Covid Testing	58,300.00-	.00	.00	.00	58,300.00-
Fund 31200 - Public School Capital Outlay	74,604.25-	74,604.25	.00	74,604.25	.00
Fund 31600 - Capital Improv. HB 33	1,417,996.77	9,397.78	93.97	9,303.81	1,427,300.58
Fund 31700 - Capital Improv. SB9	20,350.00-	.00	.00	.00	20,350.00-
Fund 31701 - Capital Improv. SB9 Local	656,719.07	4,779.04	31,825.00	27,045.96-	629,673.11
Fund 31703 - SB9 State Match Cash	.92	.00	12,372.25	12,372.25-	12,371.33-
Total for Org	2,444,069.52	2,205,112.20	2,266,645.95	61,533.75-	2,382,535.77

Balances through 10/31/2022						Fiscal Year 2022/23
Funds- Func- Obj ct - Pr gm- Locat n- JbCl - Opt nl	Description	Adopted Budget	Revised Budget	Encumbered	Expenditure	Account Balance
Funds 11000 - Operational, Func 1000 - Instruction						
11000- 1000- 51100- 0000- 001118- 1611- 00000	SalariesExpense,SubsSickL	21,425.00	21,425.00		5,336.84	16,088.16
11000- 1000- 51100- 1010- 001118- 1411- 00000	SalariesExpense,Teachers	610,295.00	610,295.00	421,201.31	123,782.86	65,310.83
11000- 1000- 51100- 1010- 001118- 1413- 00000	SalariesExpense,TeachersE	51,002.00	51,002.00	133,245.80	39,973.74	122,217.54-
11000- 1000- 51100- 1010- 001118- 1711- 00000	SalariesExpense,InstAsst1			18,023.20	7,183.90	25,207.10-
11000- 1000- 51100- 1010- 001118- 1713- 00000	SalariesExpense,InstAsst-	77,528.00	77,528.00	35,995.60	10,782.59	30,749.81
11000- 1000- 51100- 1010- 001118- 1714- 00000	SalariesExpense,InstAsstP			18,530.80	5,559.24	24,090.04-
11000- 1000- 51100- 1020- 001118- 1411- 00000	SalariesExpense,Teachers			54,617.00	16,385.10	71,002.10-
11000- 1000- 51100- 2000- 001118- 1412- 00000	SalariesExpense,Teachers	274,881.00	274,881.00	94,011.80	28,203.54	152,665.66
11000- 1000- 51100- 2000- 001118- 1712- 00000	SalariesExpense,InstAsstS	18,168.00	18,168.00	17,820.00	5,346.00	4,998.00-
11000- 1000- 51100- 4010- 001118- 1413- 00000	SalariesExpense,TeachersE	112,214.00	112,214.00	46,925.40	14,077.62	51,210.98
11000- 1000- 51100- 4010- 001118- 1416- 00000	SalariesExpense,TeachersO	545,089.00	545,089.00	607,171.40	177,926.49	240,008.89-
11000- 1000- 51100- 4025- 001118- 1412- 00000	SalariesExpense,Teachers	193,235.00	193,235.00	54,627.80	16,388.34	122,218.86
11000- 1000- 51200- 1010- 001118- 1411- 00000	OvertimeExpense,Teachers				145.50	145.50-
11000- 1000- 51200- 1010- 001118- 1711- 00000	OvertimeExpense,InstAsst1				217.22	217.22-
11000- 1000- 51200- 1010- 001118- 1713- 00000	OvertimeExpense,InstAsst-				534.11	534.11-
11000- 1000- 51200- 1010- 001118- 1714- 00000	OvertimeExpense,InstAsstP				550.50	550.50-
11000- 1000- 51300- 1010- 001118- 1411- 00000	AddtnlCompenstn,Teachers	27,000.00	27,000.00	2,000.00	2,779.49	22,220.51
11000- 1000- 51300- 1010- 001118- 1413- 00000	AddtnlCompenstn,TeachersE				518.88	518.88-
11000- 1000- 51300- 1010- 001118- 1416- 00000	AddtnlCompenstn,TeachersO	1,500.00	1,500.00			1,500.00
11000- 1000- 51300- 1010- 001118- 1711- 00000	AddtnlCompenstn,InstAsst1				109.05	109.05-
11000- 1000- 51300- 1010- 001118- 1713- 00000	AddtnlCompenstn,InstAsst-				54.60	54.60-
11000- 1000- 51300- 2000- 001118- 1412- 00000	AddtnlCompenstn,Teachers	4,500.00	4,500.00		835.51	3,664.49
11000- 1000- 51300- 2000- 001118- 1712- 00000	AddtnlCompenstn,InstAsstS				9,408.99	9,408.99-
11000- 1000- 51300- 4010- 001118- 1411- 00000	AddtnlCompenstn,Teachers	24,000.00	24,000.00	10,400.00	2,760.00	10,840.00
11000- 1000- 51300- 4010- 001118- 1416- 00000	AddtnlCompenstn,TeachersO	29,500.00	29,500.00	104,050.00	28,951.19	103,501.19-
11000- 1000- 51300- 4025- 001118- 1621- 00000	AddtnlCompenstn,Sum/After				901.23	901.23-
11000- 1000- 51300- 4030- 001118- 1411- 00000	AddtnlCompenstn,Teachers				176,681.49	176,681.49-
11000- 1000- 51300- 4030- 001118- 1412- 00000	AddtnlCompenstn,Teachers				26,388.03	26,388.03-
11000- 1000- 51300- 4030- 001118- 1413- 00000	AddtnlCompenstn,TeachersE				37,498.06	37,498.06-
11000- 1000- 51300- 4030- 001118- 1414- 00000	AddtnlCompenstn,TeachersP				18,055.02	18,055.02-
11000- 1000- 51300- 4030- 001118- 1711- 00000	AddtnlCompenstn,InstAsst1				2,406.34	2,406.34-
11000- 1000- 51300- 4030- 001118- 1713- 00000	AddtnlCompenstn,InstAsst-				7,301.25	7,301.25-
11000- 1000- 51300- 4030- 001118- 1714- 00000	AddtnlCompenstn,InstAsstP				7,414.77	7,414.77-
11000- 1000- 51300- 4040- 001118- 1411- 00000	AddtnlCompenstn,Teachers				322.02	322.02-
11000- 1000- 51300- 9000- 001118- 1621- 00000	AddtnlCompenstn,Sum/After				2,595.00	2,595.00-
11000- 1000- 52111- 0000- 001118- 1611- 00000	EducRetirement				915.25	915.25-

Selection Grouped by Account Type, Filtered by User Permissions, (Org = 130, Online/Offline = N, Period = 4, UnPosted JEs? = N, Assets and Liabilities? = N, Restricted Accts? = Y, Objc Digits = 0, Page Break Lvl =)



Balances through 10/31/2022						Fiscal Year 2022/23	
Funds- Func- Obj ct - Pr gm- Locat n- JbCl - Opt nl	Description	Adopted Budget	Revised Budget	Encumbered	Expenditure	Account Balance	
Funds 11000 - Operational, Func 1000 - Instruction (continued)							
11000- 1000- 52111- 0000- 001118- 2000- 00000	EducRetirement	341,367.00	341,367.00			341,367.00	
11000- 1000- 52111- 1010- 001118- 1411- 00000	EducRetirement			72,579.19	21,730.40	94,309.59-	
11000- 1000- 52111- 1010- 001118- 1413- 00000	EducRetirement			22,851.60	6,944.46	29,796.06-	
11000- 1000- 52111- 1010- 001118- 1621- 00000	EducRetirement				360.92	360.92-	
11000- 1000- 52111- 1010- 001118- 1711- 00000	EducRetirement			3,091.00	1,287.99	4,378.99-	
11000- 1000- 52111- 1010- 001118- 1713- 00000	EducRetirement			6,173.20	1,950.19	8,123.39-	
11000- 1000- 52111- 1010- 001118- 1714- 00000	EducRetirement			3,178.00	1,047.81	4,225.81-	
11000- 1000- 52111- 1020- 001118- 1411- 00000	EducRetirement			9,366.80	2,810.04	12,176.84-	
11000- 1000- 52111- 2000- 001118- 1412- 00000	EducRetirement			16,123.00	4,980.19	21,103.19-	
11000- 1000- 52111- 2000- 001118- 1712- 00000	EducRetirement			3,056.20	2,530.50	5,586.70-	
11000- 1000- 52111- 4010- 001118- 1411- 00000	EducRetirement			1,783.60	473.34	2,256.94-	
11000- 1000- 52111- 4010- 001118- 1413- 00000	EducRetirement			8,047.80	2,414.30	10,462.10-	
11000- 1000- 52111- 4010- 001118- 1416- 00000	EducRetirement			121,974.36	35,479.51	157,453.87-	
11000- 1000- 52111- 4025- 001118- 1412- 00000	EducRetirement			9,368.60	2,810.58	12,179.18-	
11000- 1000- 52111- 4025- 001118- 1621- 00000	EducRetirement				154.56	154.56-	
11000- 1000- 52111- 4030- 001118- 1411- 00000	EducRetirement				30,300.97	30,300.97-	
11000- 1000- 52111- 4030- 001118- 1412- 00000	EducRetirement				4,525.56	4,525.56-	
11000- 1000- 52111- 4030- 001118- 1413- 00000	EducRetirement				6,430.96	6,430.96-	
11000- 1000- 52111- 4030- 001118- 1414- 00000	EducRetirement				3,096.45	3,096.45-	
11000- 1000- 52111- 4030- 001118- 1711- 00000	EducRetirement				412.69	412.69-	
11000- 1000- 52111- 4030- 001118- 1713- 00000	EducRetirement				1,252.17	1,252.17-	
11000- 1000- 52111- 4030- 001118- 1714- 00000	EducRetirement				1,271.65	1,271.65-	
11000- 1000- 52111- 4040- 001118- 1411- 00000	EducRetirement				55.23	55.23-	
11000- 1000- 52111- 9000- 001118- 1621- 00000	EducRetirement				84.12	84.12-	
11000- 1000- 52112- 0000- 001118- 1611- 00000	ERARetireeHlth				106.74	106.74-	
11000- 1000- 52112- 0000- 001118- 2000- 00000	ERARetireeHlth	39,831.00	39,831.00			39,831.00	
11000- 1000- 52112- 1010- 001118- 1411- 00000	ERARetireeHlth			8,464.00	2,534.11	10,998.11-	
11000- 1000- 52112- 1010- 001118- 1413- 00000	ERARetireeHlth			2,664.80	809.82	3,474.62-	
11000- 1000- 52112- 1010- 001118- 1621- 00000	ERARetireeHlth				42.09	42.09-	
11000- 1000- 52112- 1010- 001118- 1711- 00000	ERARetireeHlth			360.40	150.20	510.60-	
11000- 1000- 52112- 1010- 001118- 1713- 00000	ERARetireeHlth			719.80	227.41	947.21-	
11000- 1000- 52112- 1010- 001118- 1714- 00000	ERARetireeHlth			370.60	122.20	492.80-	
11000- 1000- 52112- 1020- 001118- 1411- 00000	ERARetireeHlth			1,092.40	327.72	1,420.12-	
11000- 1000- 52112- 2000- 001118- 1412- 00000	ERARetireeHlth			1,880.20	580.78	2,460.98-	
11000- 1000- 52112- 2000- 001118- 1712- 00000	ERARetireeHlth			356.40	295.11	651.51-	
11000- 1000- 52112- 4010- 001118- 1411- 00000	ERARetireeHlth			208.00	55.21	263.21-	

Selection Grouped by Account Type, Filtered by User Permissions, (Org = 130, Online/Offline = N, Period = 4, UnPosted JEs? = N, Assets and Liabilities? = N, Restricted Accts? = Y, Obj Digits = 0, Page Break Lvl =)

Balances through 10/31/2022						Fiscal Year 2022/23	
Funds- Func- Obj ct - Pr gm- Locat n- JbCl - Opt nl	Description	Adopted Budget	Revised Budget	Encumbered	Expenditure	Account Balance	
Funds 11000 - Operational, Func 1000 - Instruction (continued)							
11000- 1000- 52112- 4010- 001118- 1413- 00000	ERARetireeHlth			938.60	281.54	1,220.14-	
11000- 1000- 52112- 4010- 001118- 1416- 00000	ERARetireeHlth			14,224.80	4,137.63	18,362.43-	
11000- 1000- 52112- 4025- 001118- 1412- 00000	ERARetireeHlth			1,092.60	327.78	1,420.38-	
11000- 1000- 52112- 4025- 001118- 1621- 00000	ERARetireeHlth				18.04	18.04-	
11000- 1000- 52112- 4030- 001118- 1411- 00000	ERARetireeHlth				3,533.66	3,533.66-	
11000- 1000- 52112- 4030- 001118- 1412- 00000	ERARetireeHlth				527.75	527.75-	
11000- 1000- 52112- 4030- 001118- 1413- 00000	ERARetireeHlth				750.02	750.02-	
11000- 1000- 52112- 4030- 001118- 1414- 00000	ERARetireeHlth				361.11	361.11-	
11000- 1000- 52112- 4030- 001118- 1711- 00000	ERARetireeHlth				48.12	48.12-	
11000- 1000- 52112- 4030- 001118- 1713- 00000	ERARetireeHlth				146.04	146.04-	
11000- 1000- 52112- 4030- 001118- 1714- 00000	ERARetireeHlth				148.29	148.29-	
11000- 1000- 52112- 4040- 001118- 1411- 00000	ERARetireeHlth				6.44	6.44-	
11000- 1000- 52112- 9000- 001118- 1621- 00000	ERARetireeHlth				9.81	9.81-	
11000- 1000- 52210- 0000- 001118- 1611- 00000	FICA Payments				330.97	330.97-	
11000- 1000- 52210- 0000- 001118- 2000- 00000	FICA Payments	123,421.00	123,421.00			123,421.00	
11000- 1000- 52210- 1010- 001118- 1411- 00000	FICA Payments			21,456.55	7,053.28	28,509.83-	
11000- 1000- 52210- 1010- 001118- 1413- 00000	FICA Payments			7,848.94	2,426.19	10,275.13-	
11000- 1000- 52210- 1010- 001118- 1621- 00000	FICA Payments				130.48	130.48-	
11000- 1000- 52210- 1010- 001118- 1711- 00000	FICA Payments			1,013.66	438.50	1,452.16-	
11000- 1000- 52210- 1010- 001118- 1713- 00000	FICA Payments			2,108.67	673.27	2,781.94-	
11000- 1000- 52210- 1010- 001118- 1714- 00000	FICA Payments			1,133.61	375.59	1,509.20-	
11000- 1000- 52210- 1020- 001118- 1411- 00000	FICA Payments			3,386.20	1,015.86	4,402.06-	
11000- 1000- 52210- 2000- 001118- 1412- 00000	FICA Payments			2,303.63	706.85	3,010.48-	
11000- 1000- 52210- 2000- 001118- 1712- 00000	FICA Payments			1,104.80	914.79	2,019.59-	
11000- 1000- 52210- 4010- 001118- 1411- 00000	FICA Payments			644.80	171.12	815.92-	
11000- 1000- 52210- 4010- 001118- 1413- 00000	FICA Payments			2,664.30	808.69	3,472.99-	
11000- 1000- 52210- 4010- 001118- 1416- 00000	FICA Payments			42,255.73	12,439.34	54,695.07-	
11000- 1000- 52210- 4025- 001118- 1621- 00000	FICA Payments				22.06	22.06-	
11000- 1000- 52210- 4030- 001118- 1411- 00000	FICA Payments				10,954.28	10,954.28-	
11000- 1000- 52210- 4030- 001118- 1412- 00000	FICA Payments				430.53	430.53-	
11000- 1000- 52210- 4030- 001118- 1413- 00000	FICA Payments				2,324.88	2,324.88-	
11000- 1000- 52210- 4030- 001118- 1414- 00000	FICA Payments				1,119.45	1,119.45-	
11000- 1000- 52210- 4030- 001118- 1711- 00000	FICA Payments				149.19	149.19-	
11000- 1000- 52210- 4030- 001118- 1713- 00000	FICA Payments				452.67	452.67-	
11000- 1000- 52210- 4030- 001118- 1714- 00000	FICA Payments				459.72	459.72-	
11000- 1000- 52210- 4040- 001118- 1411- 00000	FICA Payments				19.97	19.97-	

Selection Grouped by Account Type, Filtered by User Permissions, (Org = 130, Online/Offline = N, Period = 4, UnPosted JEs? = N, Assets and Liabilities? = N, Restricted Accts? = Y, Objc Digits = 0, Page Break Lvl =)

Balances through 10/31/2022						Fiscal Year 2022/23	
Funds- Func- Obj ct - Pr gm- Locat n- JbCl - Opt nl	Description	Adopted Budget	Revised Budget	Encumbered	Expenditure	Account Balance	
Funds 11000 - Operational, Func 1000 - Instruction (continued)							
11000- 1000- 52210- 9000- 001118- 1621- 00000	FICA Payments				30.42	30.42-	
11000- 1000- 52220- 0000- 001118- 1611- 00000	MedicarePaymnts				77.48	77.48-	
11000- 1000- 52220- 0000- 001118- 2000- 00000	MedicarePaymnts	28,881.00	28,881.00			28,881.00	
11000- 1000- 52220- 1010- 001118- 1411- 00000	MedicarePaymnts			5,018.13	1,649.50	6,667.63-	
11000- 1000- 52220- 1010- 001118- 1413- 00000	MedicarePaymnts			1,835.78	567.40	2,403.18-	
11000- 1000- 52220- 1010- 001118- 1621- 00000	MedicarePaymnts				30.52	30.52-	
11000- 1000- 52220- 1010- 001118- 1711- 00000	MedicarePaymnts			237.08	102.55	339.63-	
11000- 1000- 52220- 1010- 001118- 1713- 00000	MedicarePaymnts			493.12	157.45	650.57-	
11000- 1000- 52220- 1010- 001118- 1714- 00000	MedicarePaymnts			265.18	87.84	353.02-	
11000- 1000- 52220- 1020- 001118- 1411- 00000	MedicarePaymnts			792.00	237.60	1,029.60-	
11000- 1000- 52220- 2000- 001118- 1412- 00000	MedicarePaymnts			538.70	165.30	704.00-	
11000- 1000- 52220- 2000- 001118- 1712- 00000	MedicarePaymnts			258.40	213.93	472.33-	
11000- 1000- 52220- 4010- 001118- 1411- 00000	MedicarePaymnts			150.80	40.03	190.83-	
11000- 1000- 52220- 4010- 001118- 1413- 00000	MedicarePaymnts			623.02	189.13	812.15-	
11000- 1000- 52220- 4010- 001118- 1416- 00000	MedicarePaymnts			9,881.95	2,909.18	12,791.13-	
11000- 1000- 52220- 4025- 001118- 1621- 00000	MedicarePaymnts				5.15	5.15-	
11000- 1000- 52220- 4030- 001118- 1411- 00000	MedicarePaymnts				2,561.95	2,561.95-	
11000- 1000- 52220- 4030- 001118- 1412- 00000	MedicarePaymnts				100.68	100.68-	
11000- 1000- 52220- 4030- 001118- 1413- 00000	MedicarePaymnts				543.75	543.75-	
11000- 1000- 52220- 4030- 001118- 1414- 00000	MedicarePaymnts				261.81	261.81-	
11000- 1000- 52220- 4030- 001118- 1711- 00000	MedicarePaymnts				34.90	34.90-	
11000- 1000- 52220- 4030- 001118- 1713- 00000	MedicarePaymnts				105.85	105.85-	
11000- 1000- 52220- 4030- 001118- 1714- 00000	MedicarePaymnts				107.51	107.51-	
11000- 1000- 52220- 4040- 001118- 1411- 00000	MedicarePaymnts				4.67	4.67-	
11000- 1000- 52220- 9000- 001118- 1621- 00000	MedicarePaymnts				7.11	7.11-	
11000- 1000- 52311- 0000- 001118- 2000- 00000	Hth&MedPremiums	75,963.00	75,963.00			75,963.00	
11000- 1000- 52311- 1010- 001118- 1411- 00000	Hth&MedPremiums			27,105.02	6,973.59	34,078.61-	
11000- 1000- 52311- 1010- 001118- 1413- 00000	Hth&MedPremiums			9,326.91	1,963.57	11,290.48-	
11000- 1000- 52311- 1010- 001118- 1711- 00000	Hth&MedPremiums			2,979.20	151.43	3,130.63-	
11000- 1000- 52311- 1010- 001118- 1713- 00000	Hth&MedPremiums			2,979.20	2.03	2,981.23-	
11000- 1000- 52311- 4010- 001118- 1413- 00000	Hth&MedPremiums			5,774.29	1,204.96	6,979.25-	
11000- 1000- 52311- 4010- 001118- 1416- 00000	Hth&MedPremiums			42,407.05	10,225.96	52,633.01-	
11000- 1000- 52311- 4025- 001118- 1412- 00000	Hth&MedPremiums				131.29	131.29-	
11000- 1000- 52312- 0000- 001118- 1611- 00000	Life				2.63	2.63-	
11000- 1000- 52312- 0000- 001118- 2000- 00000	Life	1,984.00	1,984.00			1,984.00	
11000- 1000- 52312- 1010- 001118- 1411- 00000	Life			449.73	155.17	604.90-	

Selection Grouped by Account Type, Filtered by User Permissions, (Org = 130, Online/Offline = N, Period = 4, UnPosted JEs? = N, Assets and Liabilities? = N, Restricted Accts? = Y, Objct = 5, Obj Digits = 0, Page Break Lvl =)



Balances through 10/31/2022						Fiscal Year 2022/23	
Funds- Func- Obj ct - Pr gm- Locat n- JbCl - Opt nl	Description	Adopted Budget	Revised Budget	Encumbered	Expenditure	Account Balance	
Funds 11000 - Operational, Func 1000 - Instruction (continued)							
11000- 1000- 52312- 1010- 001118- 1413- 00000	Life			149.91	39.45	189.36-	
11000- 1000- 52312- 1010- 001118- 1711- 00000	Life			49.97	18.41	68.38-	
11000- 1000- 52312- 1010- 001118- 1713- 00000	Life			99.94	18.41	118.35-	
11000- 1000- 52312- 1010- 001118- 1714- 00000	Life			49.97	5.26	55.23-	
11000- 1000- 52312- 1020- 001118- 1411- 00000	Life			49.97	10.52	60.49-	
11000- 1000- 52312- 2000- 001118- 1412- 00000	Life			99.94	10.52	110.46-	
11000- 1000- 52312- 2000- 001118- 1712- 00000	Life			49.97	5.26-	44.71-	
11000- 1000- 52312- 4010- 001118- 1413- 00000	Life			49.97	7.89	57.86-	
11000- 1000- 52312- 4010- 001118- 1416- 00000	Life			639.73	152.57	792.30-	
11000- 1000- 52312- 4025- 001118- 1412- 00000	Life			49.97	10.52	60.49-	
11000- 1000- 52313- 0000- 001118- 2000- 00000	Dental	4,551.00	4,551.00			4,551.00	
11000- 1000- 52313- 1010- 001118- 1411- 00000	Dental			1,286.87	296.58	1,583.45-	
11000- 1000- 52313- 1010- 001118- 1413- 00000	Dental			587.88	65.32	653.20-	
11000- 1000- 52313- 1010- 001118- 1711- 00000	Dental			88.54	.34-	88.20-	
11000- 1000- 52313- 1010- 001118- 1713- 00000	Dental			616.74	116.24	732.98-	
11000- 1000- 52313- 1010- 001118- 1714- 00000	Dental			310.27	56.01	366.28-	
11000- 1000- 52313- 2000- 001118- 1412- 00000	Dental			163.02	34.32	197.34-	
11000- 1000- 52313- 4010- 001118- 1413- 00000	Dental			155.42	24.54	179.96-	
11000- 1000- 52313- 4010- 001118- 1416- 00000	Dental			1,763.20	437.73	2,200.93-	
11000- 1000- 52313- 4025- 001118- 1412- 00000	Dental				5.72	5.72-	
11000- 1000- 52314- 0000- 001118- 2000- 00000	Vision	836.00	836.00			836.00	
11000- 1000- 52314- 1010- 001118- 1411- 00000	Vision			176.13	42.55	218.68-	
11000- 1000- 52314- 1010- 001118- 1413- 00000	Vision			59.85	12.59	72.44-	
11000- 1000- 52314- 1010- 001118- 1711- 00000	Vision			38.57	.17-	38.40-	
11000- 1000- 52314- 1010- 001118- 1713- 00000	Vision			87.40	19.72	107.12-	
11000- 1000- 52314- 1010- 001118- 1714- 00000	Vision			59.85	12.60	72.45-	
11000- 1000- 52314- 2000- 001118- 1412- 00000	Vision			35.72	7.52	43.24-	
11000- 1000- 52314- 4010- 001118- 1416- 00000	Vision			364.42	79.07	443.49-	
11000- 1000- 52315- 0000- 001118- 2000- 00000	Disability	1,675.00	1,675.00			1,675.00	
11000- 1000- 52315- 1010- 001118- 1411- 00000	Disability			290.89	62.11	353.00-	
11000- 1000- 52315- 2000- 001118- 1412- 00000	Disability			114.67	24.14	138.81-	
11000- 1000- 52315- 4010- 001118- 1416- 00000	Disability			589.10	131.12	720.22-	
11000- 1000- 52315- 4025- 001118- 1412- 00000	Disability				5.10	5.10-	
11000- 1000- 52500- 0000- 001118- 1611- 00000	UnemploymntComp				17.37	17.37-	
11000- 1000- 52500- 0000- 001118- 2000- 00000	UnemploymntComp	3,132.00	3,132.00			3,132.00	
11000- 1000- 52500- 1010- 001118- 1411- 00000	UnemploymntComp			781.77	151.18	932.95-	

Selection Grouped by Account Type, Filtered by User Permissions, (Org = 130, Online/Offline = N, Period = 4, UnPosted JEs? = N, Assets and Liabilities? = N, Restricted Accts? = Y, Obj Digits = 0, Page Break Lvl =)



Balances through 10/31/2022						Fiscal Year 2022/23	
Funds- Func- Obj ct - Pr gm- Locat n- JbCl - Opt nl	Description	Adopted Budget	Revised Budget	Encumbered	Expenditure	Account Balance	
Funds 11000 - Operational, Func 1000 - Instruction (continued)							
11000- 1000- 52500- 1010- 001118- 1413- 00000	UnemploymntComp			286.76	38.82	325.58-	
11000- 1000- 52500- 1010- 001118- 1621- 00000	UnemploymntComp				.79	.79-	
11000- 1000- 52500- 1010- 001118- 1711- 00000	UnemploymntComp			59.40	24.78	84.18-	
11000- 1000- 52500- 1010- 001118- 1713- 00000	UnemploymntComp			118.80	37.53	156.33-	
11000- 1000- 52500- 1010- 001118- 1714- 00000	UnemploymntComp			61.14	20.17	81.31-	
11000- 1000- 52500- 2000- 001118- 1712- 00000	UnemploymntComp			58.80	48.66	107.46-	
11000- 1000- 52500- 4010- 001118- 1413- 00000	UnemploymntComp			120.01	46.44	166.45-	
11000- 1000- 52500- 4010- 001118- 1416- 00000	UnemploymntComp			1,379.47	151.44	1,530.91-	
11000- 1000- 52500- 4025- 001118- 1621- 00000	UnemploymntComp				.25	.25-	
11000- 1000- 52500- 4030- 001118- 1411- 00000	UnemploymntComp				122.61	122.61-	
11000- 1000- 52500- 4030- 001118- 1413- 00000	UnemploymntComp				45.84	45.84-	
11000- 1000- 52500- 4030- 001118- 1711- 00000	UnemploymntComp				7.94	7.94-	
11000- 1000- 52500- 4030- 001118- 1713- 00000	UnemploymntComp				24.09	24.09-	
11000- 1000- 52500- 4030- 001118- 1714- 00000	UnemploymntComp				24.47	24.47-	
11000- 1000- 52710- 0000- 001118- 1611- 00000	WorkersCompPrem				382.00	382.00-	
11000- 1000- 52710- 0000- 001118- 2000- 00000	WorkersCompPrem	33,899.00	33,899.00			33,899.00	
11000- 1000- 52710- 1010- 001118- 1411- 00000	WorkersCompPrem				6,866.00	6,866.00-	
11000- 1000- 52710- 1010- 001118- 1413- 00000	WorkersCompPrem				908.00	908.00-	
11000- 1000- 52710- 1010- 001118- 1713- 00000	WorkersCompPrem				1,381.00	1,381.00-	
11000- 1000- 52710- 2000- 001118- 1412- 00000	WorkersCompPrem				4,894.00	4,894.00-	
11000- 1000- 52710- 2000- 001118- 1712- 00000	WorkersCompPrem				324.00	324.00-	
11000- 1000- 52710- 4010- 001118- 1413- 00000	WorkersCompPrem				1,998.00	1,998.00-	
11000- 1000- 52710- 4010- 001118- 1416- 00000	WorkersCompPrem				5,705.00	5,705.00-	
11000- 1000- 52710- 4025- 001118- 1412- 00000	WorkersCompPrem				1,610.00	1,610.00-	
11000- 1000- 52720- 0000- 001118- 2000- 00000	WorkrsCompERFee	348.00	348.00			348.00	
11000- 1000- 52720- 1010- 001118- 1411- 00000	WorkrsCompERFee			62.10	23.00	85.10-	
11000- 1000- 52720- 1010- 001118- 1413- 00000	WorkrsCompERFee			20.70	6.90	27.60-	
11000- 1000- 52720- 1010- 001118- 1711- 00000	WorkrsCompERFee			6.90	2.30	9.20-	
11000- 1000- 52720- 1010- 001118- 1713- 00000	WorkrsCompERFee			13.80	4.60	18.40-	
11000- 1000- 52720- 1010- 001118- 1714- 00000	WorkrsCompERFee			6.90	2.30	9.20-	
11000- 1000- 52720- 1020- 001118- 1411- 00000	WorkrsCompERFee			6.90	2.30	9.20-	
11000- 1000- 52720- 2000- 001118- 1412- 00000	WorkrsCompERFee			13.80	4.60	18.40-	
11000- 1000- 52720- 2000- 001118- 1712- 00000	WorkrsCompERFee			6.90	2.30	9.20-	
11000- 1000- 52720- 4010- 001118- 1413- 00000	WorkrsCompERFee			6.90	2.30	9.20-	
11000- 1000- 52720- 4010- 001118- 1416- 00000	WorkrsCompERFee			88.32	29.44	117.76-	
11000- 1000- 52720- 4025- 001118- 1412- 00000	WorkrsCompERFee			6.90	2.30	9.20-	

Selection Grouped by Account Type, Filtered by User Permissions, (Org = 130, Online/Offline = N, Period = 4, UnPosted JEs? = N, Assets and Liabilities? = N, Restricted Accts? = Y, Obj Digits = 0, Page Break Lvl =)



Balances through 10/31/2022						Fiscal Year 2022/23	
Funds- Func- Obj ct - Pr gm- Locat n- JbCl - Opt nl	Description	Adopted Budget	Revised Budget	Encumbered	Expenditure	Account Balance	
Funds 11000 - Operational, Func 1000 - Instruction (continued)							
11000- 1000- 53300- 1010- 001118- 0000- 00000	ProfDevRollup			3,001.68		3,001.68-	
11000- 1000- 53330- 0000- 001118- 0000- 00000	ProfessDevelop			1,445.78	487.34	1,933.12-	
11000- 1000- 53330- 1010- 001118- 0000- 00000	ProfessDevelop	8,100.00	8,100.00	6,453.48	641.00	1,005.52	
11000- 1000- 53400- 1010- 001118- 0000- 00000	OtherProfSvcs			3,910.00		3,910.00-	
11000- 1000- 53711- 1010- 001118- 0000- 00000	Other Charges	500.00	500.00	2,526.59	84.90	2,111.49-	
11000- 1000- 53711- 9000- 001118- 0000- 00000	Other Charges				1,300.00	1,300.00-	
11000- 1000- 55817- 1010- 001118- 0000- 00000	Student Travel	2,000.00	2,000.00	225.00		1,775.00	
11000- 1000- 55819- 0000- 001118- 0000- 00000	EmpTravTeachers			100.00		100.00-	
11000- 1000- 55819- 1010- 001118- 0000- 00000	EmpTravTeachers	1,000.00	1,000.00	1,005.60		5.60-	
11000- 1000- 55915- 1010- 001118- 0000- 00000	OthContractSvcs	59,800.00	59,800.00	43,636.38	16,363.62	200.00-	
11000- 1000- 56112- 1010- 001118- 0000- 00000	Other Textbooks	90,945.00	90,945.00	4,659.25		86,285.75	
11000- 1000- 56113- 1010- 001118- 0000- 00000	Software	43,495.00	43,495.00	30,472.78	7,975.00	5,047.22	
11000- 1000- 56118- 1010- 001118- 0000- 00000	GenSuppliesMats	35,000.00	35,290.00	22,183.12	24,855.27	11,748.39-	
11000- 1000- 56119- 1010- 001118- 0000- 00000	SupAst<5K	2,000.00	2,000.00		13,282.00	11,282.00-	
11000- 1000- 57331- 1010- 001118- 0000- 00000	FixedAssets>\$5k	287,170.00	287,170.00			287,170.00	
11000- 1000- 57331- 4030- 001118- 0000- 00000	FixedAssets>\$5k	325,000.00	325,000.00			325,000.00	
11000- 1000- 57331- 4040- 001118- 0000- 00000	FixedAssets>\$5k	105,000.00	105,000.00			105,000.00	
Total for Func 1000 and Expense accounts		3,606,235.00	3,606,525.00	2,256,426.32	1,092,264.60	257,834.08	
Funds 11000 - Operational, Func 2000 - SupportServices							
11000- 2000- 53400- 1010- 001118- 0000- 00000	OtherProfSvcs			500.00		500.00-	
Total for Func 2000 and Expense accounts		.00	.00	500.00	.00	500.00-	
Funds 11000 - Operational, Func 2100 - SuppSvcsStudnts							
11000- 2100- 51100- 0000- 001118- 1216- 00000	SalariesExpense,HealthAss			25,609.91	9,435.23	35,045.14-	
11000- 2100- 51100- 2000- 001118- 1211- 00000	SalariesExpense,CoordSubS			62,115.56	22,884.68	85,000.24-	
11000- 2100- 51100- 4025- 001118- 1214- 00000	SalariesExpense,Couns-Soc	55,193.00	55,193.00	46,934.80	14,080.44	5,822.24-	
11000- 2100- 51200- 0000- 001118- 1216- 00000	OvertimeExpense,HealthAss				2,892.13	2,892.13-	
11000- 2100- 51300- 0000- 001118- 1216- 00000	AddtnlCompenstn,HealthAss				166.88	166.88-	
11000- 2100- 51300- 4025- 001118- 1214- 00000	AddtnlCompenstn,Couns-Soc				2,692.45	2,692.45-	
11000- 2100- 51300- 4030- 001118- 1214- 00000	AddtnlCompenstn,Couns-Soc				8,333.01	8,333.01-	
11000- 2100- 52111- 0000- 001118- 1216- 00000	EducRetirement			4,392.04	2,142.77	6,534.81-	
11000- 2100- 52111- 0000- 001118- 2000- 00000	EducRetirement	9,466.00	9,466.00			9,466.00	
11000- 2100- 52111- 2000- 001118- 1211- 00000	EducRetirement			10,652.73	3,924.69	14,577.42-	
11000- 2100- 52111- 4025- 001118- 1214- 00000	EducRetirement			8,049.40	2,876.57	10,925.97-	
11000- 2100- 52111- 4030- 001118- 1214- 00000	EducRetirement				1,429.10	1,429.10-	
11000- 2100- 52112- 0000- 001118- 1216- 00000	ERARetireeHlth			512.24	249.90	762.14-	
11000- 2100- 52112- 0000- 001118- 2000- 00000	ERARetireeHlth	1,104.00	1,104.00			1,104.00	

Selection Grouped by Account Type, Filtered by User Permissions, (Org = 130, Online/Offline = N, Period = 4, UnPosted JEs? = N, Assets and Liabilities? = N, Restricted Accts? = Y, Obj Digits = 0, Page Break Lvl =)

Balances through 10/31/2022						Fiscal Year 2022/23	
Funds- Func- Obj ct - Pr gm- Locat n- JbCl - Opt nl	Description	Adopted Budget	Revised Budget	Encumbered	Expenditure	Account Balance	
Funds 11000 - Operational, Func 2100 - SuppSvcsStudnts (continued)							
11000-2100-52112-2000-001118-1211-00000	ERARetireeHlth			1,242.22	457.66	1,699.88-	
11000-2100-52112-4025-001118-1214-00000	ERARetireeHlth			938.60	335.44	1,274.04-	
11000-2100-52112-4030-001118-1214-00000	ERARetireeHlth				166.67	166.67-	
11000-2100-52210-0000-001118-1216-00000	FICA Payments			1,425.47	723.58	2,149.05-	
11000-2100-52210-0000-001118-2000-00000	FICA Payments	3,422.00	3,422.00			3,422.00	
11000-2100-52210-2000-001118-1211-00000	FICA Payments			3,851.11	1,418.83	5,269.94-	
11000-2100-52210-4025-001118-1214-00000	FICA Payments			2,635.50	981.77	3,617.27-	
11000-2100-52210-4030-001118-1214-00000	FICA Payments				516.65	516.65-	
11000-2100-52220-0000-001118-1216-00000	MedicarePaymnts			333.46	169.23	502.69-	
11000-2100-52220-0000-001118-2000-00000	MedicarePaymnts	801.00	801.00			801.00	
11000-2100-52220-2000-001118-1211-00000	MedicarePaymnts			900.60	331.80	1,232.40-	
11000-2100-52220-4025-001118-1214-00000	MedicarePaymnts			616.39	229.60	845.99-	
11000-2100-52220-4030-001118-1214-00000	MedicarePaymnts				120.83	120.83-	
11000-2100-52311-0000-001118-1216-00000	Hth&MedPremiums			3,757.14	1,261.56	5,018.70-	
11000-2100-52311-0000-001118-2000-00000	Hth&MedPremiums	5,845.00	5,845.00			5,845.00	
11000-2100-52311-4025-001118-1214-00000	Hth&MedPremiums			4,904.28	1,032.49	5,936.77-	
11000-2100-52312-0000-001118-1216-00000	Life			47.34	15.78	63.12-	
11000-2100-52312-0000-001118-2000-00000	Life	57.00	57.00			57.00	
11000-2100-52312-2000-001118-1211-00000	Life			47.34	15.78	63.12-	
11000-2100-52312-4025-001118-1214-00000	Life			49.97	10.52	60.49-	
11000-2100-52313-0000-001118-1216-00000	Dental			167.40	55.80	223.20-	
11000-2100-52313-0000-001118-2000-00000	Dental	206.00	206.00			206.00	
11000-2100-52313-4025-001118-1214-00000	Dental			163.02	34.32	197.34-	
11000-2100-52314-0000-001118-1216-00000	Vision			33.84	11.58	45.42-	
11000-2100-52314-0000-001118-2000-00000	Vision	46.00	46.00			46.00	
11000-2100-52314-4025-001118-1214-00000	Vision			35.72	7.52	43.24-	
11000-2100-52315-0000-001118-1216-00000	Disability			67.41	22.47	89.88-	
11000-2100-52315-0000-001118-2000-00000	Disability	176.00	176.00			176.00	
11000-2100-52315-2000-001118-1211-00000	Disability			158.22	52.74	210.96-	
11000-2100-52315-4025-001118-1214-00000	Disability			139.18	29.30	168.48-	
11000-2100-52500-0000-001118-1216-00000	UnemploymntComp			66.75	19.07	85.82-	
11000-2100-52500-0000-001118-2000-00000	UnemploymntComp	90.00	90.00			90.00	
11000-2100-52710-0000-001118-2000-00000	WorkersCompPrem	983.00	983.00			983.00	
11000-2100-52710-4025-001118-1214-00000	WorkersCompPrem				983.00	983.00-	
11000-2100-52720-0000-001118-1216-00000	WorkrsCompERFee			6.90	2.30	9.20-	
11000-2100-52720-0000-001118-2000-00000	WorkrsCompERFee	10.00	10.00			10.00	

Selection Grouped by Account Type, Filtered by User Permissions, (Org = 130, Online/Offline = N, Period = 4, UnPosted JEs? = N, Assets and Liabilities? = N, Restricted Accts? = Y, Obj Digits = 0, Page Break Lvl =)



Balances through 10/31/2022						Fiscal Year 2022/23
Funds- Func- Obj ct - Pr gm- Locat n- Jb Cl - Opt nl	Description	Adopted Budget	Revised Budget	Encumbered	Expenditure	Account Balance
Funds 11000 - Operational, Func 2100 - SuppSvcsStudnts (continued)						
11000-2100-52720-2000-001118-1211-00000	WorkrsCompERFee			6.90	2.30	9.20-
11000-2100-52720-4025-001118-1214-00000	WorkrsCompERFee			6.90	2.30	9.20-
11000-2100-53211-2000-001118-0000-00000	DiagsContracted	15,853.00	15,853.00	13,828.25	3,609.75	1,585.00-
11000-2100-53212-2000-001118-0000-00000	SpeechThrpsCont	25,000.00	25,000.00	40,817.51	21,753.73	37,571.24-
11000-2100-53213-2000-001118-0000-00000	OccThrpstCont	27,000.00	27,000.00	21,952.62	4,447.38	600.00
11000-2100-53215-2000-001118-0000-00000	PsycholgtsCont				8,810.01	8,810.01-
11000-2100-53414-0000-001118-0000-00000	OthProfTechSvcs	3,900.00	3,900.00			3,900.00
11000-2100-53414-2000-001118-0000-00000	OthProfTechSvcs				1,281.21	1,281.21-
11000-2100-53711-0000-001118-0000-00000	Other Charges	500.00	500.00			500.00
11000-2100-53711-1010-001118-0000-00000	Other Charges			2,919.50		2,919.50-
11000-2100-55915-0000-001118-0000-00000	OthContractSvcs	5,500.00	5,500.00	7,143.10		1,643.10-
11000-2100-55915-4025-001118-0000-00000	OthContractSvcs	59,880.00	59,880.00			59,880.00
11000-2100-56118-0000-001118-0000-00000	GenSuppliesMats	15,000.00	15,000.00			15,000.00
11000-2100-56118-4025-001118-0000-00000	GenSuppliesMats	2,500.00	2,500.00	285.97		2,214.03
11000-2100-57331-0000-001118-0000-00000	FixedAssets>\$5k			10,000.00		10,000.00-
Total for Func 2100 and Expense accounts		232,532.00	232,532.00	276,815.29	120,020.82	164,304.11-
Funds 11000 - Operational, Func 2130 - Health Svcs						
11000-2130-53400-0000-001118-0000-00000	OtherProfSvcs			1,294.88		1,294.88-
Total for Func 2130 and Expense accounts		.00	.00	1,294.88	.00	1,294.88-
Funds 11000 - Operational, Func 2200 - Suppt Svcs Inst						
11000-2200-56113-0000-001118-0000-00000	Software			2,937.50	13,132.05	16,069.55-
Total for Func 2200 and Expense accounts		.00	.00	2,937.50	13,132.05	16,069.55-
Funds 11000 - Operational, Func 2300 - SupptSvcs-Admin						
11000-2300-51100-0000-001118-1111-00000	SalariesExpense,Superinte	118,952.00	118,952.00	88,615.44	39,384.64	9,048.08-
11000-2300-52111-0000-001118-1111-00000	EducRetirement			15,197.58	6,754.48	21,952.06-
11000-2300-52111-0000-001118-2000-00000	EducRetirement	20,401.00	20,401.00			20,401.00
11000-2300-52112-0000-001118-1111-00000	ERARetireeHlth			1,772.28	787.68	2,559.96-
11000-2300-52112-0000-001118-2000-00000	ERARetireeHlth	2,380.00	2,380.00			2,380.00
11000-2300-52210-0000-001118-1111-00000	FICA Payments			4,975.99	2,231.85	7,207.84-
11000-2300-52210-0000-001118-2000-00000	FICA Payments	7,376.00	7,376.00			7,376.00
11000-2300-52220-0000-001118-1111-00000	MedicarePaymnts			1,163.67	521.95	1,685.62-
11000-2300-52220-0000-001118-2000-00000	MedicarePaymnts	1,725.00	1,725.00			1,725.00
11000-2300-52311-0000-001118-1111-00000	Hth&MedPremiums			11,146.05	4,478.48	15,624.53-
11000-2300-52311-0000-001118-2000-00000	Hth&MedPremiums	14,845.00	14,845.00			14,845.00
11000-2300-52312-0000-001118-1111-00000	Life			44.71	18.41	63.12-

Selection Grouped by Account Type, Filtered by User Permissions, (Org = 130, Online/Offline = N, Period = 4, UnPosted JEs? = N, Assets and Liabilities? = N, Restricted Accts? = Y, Obj Digits = 0, Page Break Lvl =)

Balances through 10/31/2022						Fiscal Year 2022/23	
Funds- Func- Obj ct - Pr gm- Locat n- Jb Cl - Opt nl	Description	Adopted Budget	Revised Budget	Encumbered	Expenditure	Account Balance	
Funds 11000 - Operational, Func 2300 - SupptSvcs-Admin (continued)							
11000- 2300- 52312- 0000- 001118- 2000- 00000	Life	57.00	57.00			57.00	
11000- 2300- 52313- 0000- 001118- 1111- 00000	Dental			436.22	179.62	615.84-	
11000- 2300- 52313- 0000- 001118- 2000- 00000	Dental	616.00	616.00			616.00	
11000- 2300- 52314- 0000- 001118- 1111- 00000	Vision			72.08	29.68	101.76-	
11000- 2300- 52314- 0000- 001118- 2000- 00000	Vision	102.00	102.00			102.00	
11000- 2300- 52500- 0000- 001118- 1111- 00000	UnemploymntComp			94.73		94.73-	
11000- 2300- 52500- 0000- 001118- 2000- 00000	UnemploymntComp	90.00	90.00			90.00	
11000- 2300- 52710- 0000- 001118- 1111- 00000	WorkersCompPrem				2,118.00	2,118.00-	
11000- 2300- 52710- 0000- 001118- 2000- 00000	WorkersCompPrem	2,118.00	2,118.00			2,118.00	
11000- 2300- 52720- 0000- 001118- 1111- 00000	WorkrsCompERFee			6.90	2.30	9.20-	
11000- 2300- 52720- 0000- 001118- 2000- 00000	WorkrsCompERFee	10.00	10.00			10.00	
11000- 2300- 53411- 0000- 001118- 0000- 00000	Auditing	15,000.00	15,000.00	22,830.00		7,830.00-	
11000- 2300- 53413- 0000- 001118- 0000- 00000	Legal	32,363.00	32,363.00	27,517.75	10,778.13	5,932.88-	
11000- 2300- 53711- 0000- 001118- 0000- 00000	Other Charges	500.00	500.00			500.00	
11000- 2300- 55812- 0000- 001118- 0000- 00000	Board Training	2,500.00	2,500.00	2,000.00		500.00	
Total for Func 2300 and Expense accounts		219,035.00	219,035.00	175,873.40	67,285.22	24,123.62-	
Funds 11000 - Operational, Func 2400 - SupSvcsSchAdmin							
11000- 2400- 51100- 0000- 001118- 1112- 00000	SalariesExpense,Principal	74,984.00	74,984.00	62,115.56	22,884.68	10,016.24-	
11000- 2400- 51100- 0000- 001118- 1217- 00000	SalariesExpense,SecClerTe	93,258.00	93,258.00	54,313.78	20,858.27	18,085.95	
11000- 2400- 51200- 0000- 001118- 1217- 00000	OvertimeExpense,SecClerTe	4,000.00	4,000.00		2,013.44	1,986.56	
11000- 2400- 51300- 0000- 001118- 1217- 00000	AddtnlCompenstn,SecClerTe			6,765.14	5,725.95	12,491.09-	
11000- 2400- 52111- 0000- 001118- 1112- 00000	EducRetirement			10,652.73	3,924.69	14,577.42-	
11000- 2400- 52111- 0000- 001118- 1217- 00000	EducRetirement			10,475.08	4,787.44	15,262.52-	
11000- 2400- 52111- 0000- 001118- 2000- 00000	EducRetirement	29,541.00	29,541.00			29,541.00	
11000- 2400- 52112- 0000- 001118- 1112- 00000	ERARetireeHlth			1,242.22	457.66	1,699.88-	
11000- 2400- 52112- 0000- 001118- 1217- 00000	ERARetireeHlth			1,221.51	558.31	1,779.82-	
11000- 2400- 52112- 0000- 001118- 2000- 00000	ERARetireeHlth	3,447.00	3,447.00			3,447.00	
11000- 2400- 52210- 0000- 001118- 1112- 00000	FICA Payments			3,576.83	1,326.01	4,902.84-	
11000- 2400- 52210- 0000- 001118- 1217- 00000	FICA Payments			3,787.07	1,773.08	5,560.15-	
11000- 2400- 52210- 0000- 001118- 2000- 00000	FICA Payments	10,681.00	10,681.00			10,681.00	
11000- 2400- 52220- 0000- 001118- 1112- 00000	MedicarePaymnts			836.51	310.11	1,146.62-	
11000- 2400- 52220- 0000- 001118- 1217- 00000	MedicarePaymnts			885.60	414.67	1,300.27-	
11000- 2400- 52220- 0000- 001118- 2000- 00000	MedicarePaymnts	2,499.00	2,499.00			2,499.00	
11000- 2400- 52311- 0000- 001118- 1112- 00000	Hth&MedPremiums			4,646.16	1,519.48	6,165.64-	
11000- 2400- 52311- 0000- 001118- 1217- 00000	Hth&MedPremiums				597.14-	597.14	
11000- 2400- 52311- 0000- 001118- 2000- 00000	Hth&MedPremiums	13,937.00	13,937.00			13,937.00	
Selection Grouped by Account Type, Filtered by User Permissions, (Org = 130, Online/Offline = N, Period = 4, UnPosted JEs? = N, Assets and Liabilities? = N, Restricted Accts? = Y, Objct = 5, Obj Digits = 0, Page Break Lvl =)						SCHOOLABILITY	

Balances through 10/31/2022						Fiscal Year 2022/23
Funds- Func- Obj ct - Pr gm- Locat n- JbCl - Opt nl	Description	Adopted Budget	Revised Budget	Encumbered	Expenditure	Account Balance
Funds 11000 - Operational, Func 2400 - SupSvcsSchAdmin (continued)						
11000-2400-52312-0000-001118-1112-00000	Life			47.34	15.78	63.12-
11000-2400-52312-0000-001118-1217-00000	Life			94.68	28.93	123.61-
11000-2400-52312-0000-001118-2000-00000	Life	228.00	228.00			228.00
11000-2400-52313-0000-001118-1112-00000	Dental			154.44	51.48	205.92-
11000-2400-52313-0000-001118-1217-00000	Dental				8.18-	8.18
11000-2400-52313-0000-001118-2000-00000	Dental	516.00	516.00			516.00
11000-2400-52314-0000-001118-1112-00000	Vision			33.84	11.28	45.12-
11000-2400-52314-0000-001118-2000-00000	Vision	92.00	92.00			92.00
11000-2400-52315-0000-001118-1112-00000	Disability			173.88	57.96	231.84-
11000-2400-52315-0000-001118-2000-00000	Disability	315.00	315.00			315.00
11000-2400-52500-0000-001118-1217-00000	UnemploymntComp			172.76	50.56	223.32-
11000-2400-52500-0000-001118-2000-00000	UnemploymntComp	360.00	360.00			360.00
11000-2400-52710-0000-001118-1112-00000	WorkersCompPrem				1,335.00	1,335.00-
11000-2400-52710-0000-001118-1217-00000	WorkersCompPrem				1,661.00	1,661.00-
11000-2400-52710-0000-001118-2000-00000	WorkersCompPrem	2,996.00	2,996.00			2,996.00
11000-2400-52720-0000-001118-1112-00000	WorkrsCompERFee			6.90	2.30	9.20-
11000-2400-52720-0000-001118-1217-00000	WorkrsCompERFee			13.80	4.60	18.40-
11000-2400-52720-0000-001118-2000-00000	WorkrsCompERFee	40.00	40.00			40.00
11000-2400-53330-0000-001118-0000-00000	ProfessDevelop	500.00	500.00	225.00		275.00
11000-2400-53711-0000-001118-0000-00000	Other Charges	4,631.00	4,631.00	40.36	2,174.83	2,415.81
11000-2400-54620-0000-001118-0000-00000	RentlEquipVehcl			2,937.24	64.62	3,001.86-
11000-2400-54630-0000-001118-0000-00000	RentalCompEqpmt	11,000.00	11,000.00	9,198.16	2,812.09	1,010.25-
11000-2400-55915-0000-001118-0000-00000	OthContractSvcs	8,394.00	8,394.00	8,556.02	3,647.98	3,810.00-
11000-2400-56113-0000-001118-0000-00000	Software			75.79	104.09	179.88-
11000-2400-56118-0000-001118-0000-00000	GenSuppliesMats	20,600.00	20,600.00	2,752.58	4,285.49	13,561.93
Total for Func 2400 and Expense accounts		282,019.00	282,019.00	185,000.98	82,256.46	14,761.56
Funds 11000 - Operational, Func 2500 - Central Svcs						
11000-2500-53414-0000-001118-0000-00000	OthProfTechSvcs	237,156.00	237,156.00	131,916.25	54,859.08	50,380.67
11000-2500-53711-0000-001118-0000-00000	Other Charges	7,000.00	7,000.00	44.00	1,376.00	5,580.00
11000-2500-54320-0000-001118-0000-00000	Tech-R&M			40,828.66	15,310.50	56,139.16-
11000-2500-55400-0000-001118-0000-00000	Advertising	700.00	700.00	136.00	500.00	64.00
11000-2500-55915-0000-001118-0000-00000	OthContractSvcs	3,500.00	3,500.00			3,500.00
11000-2500-56113-0000-001118-0000-00000	Software	18,020.00	18,020.00		18,102.00	82.00-
11000-2500-56118-0000-001118-0000-00000	GenSuppliesMats	500.00	500.00		2,422.62	1,922.62-
Total for Func 2500 and Expense accounts		266,876.00	266,876.00	172,924.91	92,570.20	1,380.89
Funds 11000 - Operational, Func 2600 - Op&MaintofPlant						
Selection Grouped by Account Type, Filtered by User Permissions, (Org = 130, Online/Offline = N, Period = 4, UnPosted JEs? = N, Assets and Liabilities? = N, Restricted Accts? = Y, Objct = 5, Obj Digits = 0, Page Break Lvl =)						SCHOOLABILITY

Balances through 10/31/2022						Fiscal Year 2022/23	
Funds- Func- Obj ct - Pr gm- Locat n- JbCl - Opt nl	Description	Adopted Budget	Revised Budget	Encumbered	Expenditure	Account Balance	
Funds 11000 - Operational, Func 2600 - Op&MaintofPlant							
11000- 2600- 51100- 0000- 001118- 1615- 00000	SalariesExpense,Custodial	59,296.00	59,296.00	80,770.90	29,757.70	51,232.60-	
11000- 2600- 51200- 0000- 001118- 1615- 00000	OvertimeExpense,Custodial				2,893.44	2,893.44-	
11000- 2600- 51300- 0000- 001118- 1219- 00000	AddtnlCompenstn,Duty Pers				35.00	35.00-	
11000- 2600- 51300- 0000- 001118- 1615- 00000	AddtnlCompenstn,Custodial	3,000.00	3,000.00		9,712.96	6,712.96-	
11000- 2600- 52111- 0000- 001118- 1219- 00000	EducRetirement				6.00	6.00-	
11000- 2600- 52111- 0000- 001118- 1615- 00000	EducRetirement			13,852.33	7,265.51	21,117.84-	
11000- 2600- 52111- 0000- 001118- 2000- 00000	EducRetirement	10,686.00	10,686.00			10,686.00	
11000- 2600- 52112- 0000- 001118- 1219- 00000	ERARetireeHlth				.70	.70-	
11000- 2600- 52112- 0000- 001118- 1615- 00000	ERARetireeHlth			1,615.38	847.26	2,462.64-	
11000- 2600- 52112- 0000- 001118- 2000- 00000	ERARetireeHlth	1,247.00	1,247.00			1,247.00	
11000- 2600- 52210- 0000- 001118- 1219- 00000	FICA Payments				2.17	2.17-	
11000- 2600- 52210- 0000- 001118- 1615- 00000	FICA Payments			4,844.94	2,575.39	7,420.33-	
11000- 2600- 52210- 0000- 001118- 2000- 00000	FICA Payments	3,864.00	3,864.00			3,864.00	
11000- 2600- 52220- 0000- 001118- 1219- 00000	MedicarePaymnts				.51	.51-	
11000- 2600- 52220- 0000- 001118- 1615- 00000	MedicarePaymnts			1,133.19	602.36	1,735.55-	
11000- 2600- 52220- 0000- 001118- 2000- 00000	MedicarePaymnts	905.00	905.00			905.00	
11000- 2600- 52311- 0000- 001118- 1615- 00000	Hth&MedPremiums			3,757.14	1,261.56	5,018.70-	
11000- 2600- 52311- 0000- 001118- 2000- 00000	Hth&MedPremiums	4,726.00	4,726.00			4,726.00	
11000- 2600- 52312- 0000- 001118- 1615- 00000	Life			189.36	63.12	252.48-	
11000- 2600- 52312- 0000- 001118- 2000- 00000	Life	171.00	171.00			171.00	
11000- 2600- 52313- 0000- 001118- 1615- 00000	Dental			154.44	52.92	207.36-	
11000- 2600- 52313- 0000- 001118- 2000- 00000	Dental	206.00	206.00			206.00	
11000- 2600- 52314- 0000- 001118- 1615- 00000	Vision			33.84	11.58	45.42-	
11000- 2600- 52314- 0000- 001118- 2000- 00000	Vision	46.00	46.00			46.00	
11000- 2600- 52500- 0000- 001118- 1219- 00000	UnemploymntComp				.12	.12-	
11000- 2600- 52500- 0000- 001118- 1615- 00000	UnemploymntComp			230.25	117.06	347.31-	
11000- 2600- 52500- 0000- 001118- 2000- 00000	UnemploymntComp	270.00	270.00			270.00	
11000- 2600- 52710- 0000- 001118- 1615- 00000	WorkersCompPrem				1,058.00	1,058.00-	
11000- 2600- 52710- 0000- 001118- 2000- 00000	WorkersCompPrem	1,058.00	1,058.00			1,058.00	
11000- 2600- 52720- 0000- 001118- 1615- 00000	WorkrsCompERFee			27.60	9.20	36.80-	
11000- 2600- 52720- 0000- 001118- 2000- 00000	WorkrsCompERFee	30.00	30.00			30.00	
11000- 2600- 53400- 0000- 001118- 0000- 00000	OtherProfSvcs			975.94		975.94-	
11000- 2600- 53711- 0000- 001118- 0000- 00000	Other Charges			100.00	25.00	125.00-	
11000- 2600- 54312- 0000- 001118- 0000- 00000	MntRepBlgsGrnds	1,000.00	1,000.00	2,821.43	5,402.74	7,224.17-	
11000- 2600- 54411- 0000- 001118- 0000- 00000	Electricity	48,000.00	48,000.00	35,764.96	20,443.37	8,208.33-	
11000- 2600- 54412- 0000- 001118- 0000- 00000	NatGasBuildings	2,000.00	2,000.00	2,108.83	91.17	200.00-	

Selection Grouped by Account Type, Filtered by User Permissions, (Org = 130, Online/Offline = N, Period = 4, UnPosted JEs? = N, Assets and Liabilities? = N, Restricted Accts? = Y, Objct = 5, Obj Digits = 0, Page Break Lvl =)

Balances through 10/31/2022						Fiscal Year 2022/23
Funds- Func- Obj ct - Pr gm- Locat n- Jb Cl - Opt nl	Description	Adopted Budget	Revised Budget	Encumbered	Expenditure	Account Balance
Funds 11000 - Operational, Func 2600 - Op&MaintofPlant (continued)						
11000- 2600- 54415- 0000- 001118- 0000- 00000	Water/Sewage	10,000.00	10,000.00	14,466.94	3,923.73	8,390.67-
11000- 2600- 54416- 0000- 001118- 0000- 00000	Communicatn Svcs	14,500.00	14,500.00	13,388.39	6,664.58	5,552.97-
11000- 2600- 54610- 0000- 001118- 0000- 00000	RentLandBldngs	156,921.00	156,921.00	162,396.59	152,058.32	157,533.91-
11000- 2600- 55200- 0000- 001118- 0000- 00000	PropertyLiablns	53,372.00	53,372.00		52,845.00	527.00
11000- 2600- 55915- 0000- 001118- 0000- 00000	OthContractSvcs	73,030.00	73,030.00	60,322.54	35,577.09	22,869.63-
11000- 2600- 56118- 0000- 001118- 0000- 00000	GenSuppliesMats	20,000.00	20,000.00	2,697.35	11,313.49	5,989.16
11000- 2600- 56119- 0000- 001118- 0000- 00000	SupAst<5K	35,000.00	35,000.00	75.00	2,091.67	32,833.33
11000- 2600- 56216- 0000- 001118- 0000- 00000	MaintSuppsParts	2,000.00	2,000.00			2,000.00
Total for Func 2600 and Expense accounts		501,328.00	501,328.00	401,727.34	346,708.72	247,108.06-
Funds 11000 - Operational, Func 3100 - FoodSvcsOpertns						
11000- 3100- 57331- 0000- 001118- 0000- 00000	FixedAssets>\$5k				6,068.98	6,068.98-
Total for Func 3100 and Expense accounts		.00	.00	.00	6,068.98	6,068.98-
Total for Funds 11000		5,108,025.00	5,108,315.00	3,473,500.62	1,820,307.05	185,492.67-
Funds 21000 - Food Svcs, Func 3100 - FoodSvcsOpertns						
21000- 3100- 51100- 0000- 001118- 1217- 00000	SalariesExpense,SecClerTe	21,424.00	21,424.00	32,960.00	9,888.00	21,424.00-
21000- 3100- 51200- 0000- 001118- 1217- 00000	OvertimeExpense,SecClerTe				163.66	163.66-
21000- 3100- 51300- 0000- 001118- 1217- 00000	AddtnlCompenstn,SecClerTe	2,665.00	2,665.00		33.48	2,631.52
21000- 3100- 52111- 0000- 001118- 1217- 00000	EducRetirement			5,652.80	1,729.64	7,382.44-
21000- 3100- 52111- 0000- 001118- 2000- 00000	EducRetirement	4,133.00	4,133.00			4,133.00
21000- 3100- 52112- 0000- 001118- 1217- 00000	ERARetireeHlth			659.20	201.71	860.91-
21000- 3100- 52112- 0000- 001118- 2000- 00000	ERARetireeHlth	483.00	483.00			483.00
21000- 3100- 52210- 0000- 001118- 1217- 00000	FICA Payments			2,043.60	625.28	2,668.88-
21000- 3100- 52210- 0000- 001118- 2000- 00000	FICA Payments	1,495.00	1,495.00			1,495.00
21000- 3100- 52220- 0000- 001118- 1217- 00000	MedicarePaymnts			478.00	146.24	624.24-
21000- 3100- 52220- 0000- 001118- 2000- 00000	MedicarePaymnts	350.00	350.00			350.00
21000- 3100- 52312- 0000- 001118- 1217- 00000	Life			99.94	21.04	120.98-
21000- 3100- 52312- 0000- 001118- 2000- 00000	Life	57.00	57.00			57.00
21000- 3100- 52500- 0000- 001118- 1217- 00000	UnemploymntComp			108.80	33.27	142.07-
21000- 3100- 52500- 0000- 001118- 2000- 00000	UnemploymntComp	90.00	90.00			90.00
21000- 3100- 52710- 0000- 001118- 1217- 00000	WorkersCompPrem				382.00	382.00-
21000- 3100- 52710- 0000- 001118- 2000- 00000	WorkersCompPrem	382.00	382.00			382.00
21000- 3100- 52720- 0000- 001118- 1217- 00000	WorkrsCompERFee			13.80	4.60	18.40-
21000- 3100- 52720- 0000- 001118- 2000- 00000	WorkrsCompERFee	10.00	10.00			10.00
21000- 3100- 53330- 0000- 001118- 0000- 00000	ProfessDevelop	200.00	200.00			200.00
21000- 3100- 54411- 0000- 001118- 0000- 00000	Electricity	6,300.00	6,300.00	4,694.15	2,683.20	1,077.35-

Selection Grouped by Account Type, Filtered by User Permissions, (Org = 130, Online/Offline = N, Period = 4, UnPosted JEs? = N, Assets and Liabilities? = N, Restricted Accts? = Y, Objct = 5, Obj Digits = 0, Page Break Lvl =)

Balances through 10/31/2022						Fiscal Year 2022/23
Funds- Func- Obj ct - Pr gm- Locat n- JbCl - Opt nl	Description	Adopted Budget	Revised Budget	Encumbered	Expenditure	Account Balance
Funds 21000 - Food Svcs, Func 3100 - FoodSvcsOpertns (continued)						
21000- 3100- 54412- 0000- 001118- 0000- 00000	NatGasBuildings	1,000.00	1,000.00	1,054.42	45.58	100.00-
21000- 3100- 54415- 0000- 001118- 0000- 00000	Water/Sewage	2,200.00	2,200.00	2,342.09	635.24	777.33-
21000- 3100- 55915- 0000- 001118- 0000- 00000	OthContractSvcs	200,000.00	200,000.00	132,621.23	123,015.96	55,637.19-
21000- 3100- 56116- 0000- 001118- 0000- 00000	Food			556.27	9,691.46	10,247.73-
21000- 3100- 57331- 0000- 001118- 0000- 00000	FixedAssets>\$5k	37,246.00	37,246.00			37,246.00
Total for Funds 21000, Func 3100 and Expense accounts		278,035.00	278,035.00	183,284.30	149,300.36	54,549.66-
Funds 23000 - Non-InstrectSupp, Func 1000 - Instruction						
23000- 1000- 56118- 1010- 001118- 0000- 00000	GenSuppliesMats			5,715.36	2,133.51	7,848.87-
23000- 1000- 56118- 9000- 001118- 0000- 00000	GenSuppliesMats		9,084.00			9,084.00
Total for Funds 23000, Func 1000 and Expense accounts		.00	9,084.00	5,715.36	2,133.51	1,235.13
Funds 23001 - Athletic, Func 1000 - Instruction						
23001- 1000- 56118- 9000- 001118- 0000- 00000	GenSuppliesMats				1,425.31	1,425.31-
Total for Funds 23001, Func 1000 and Expense accounts		.00	.00	.00	1,425.31	1,425.31-
Funds 23002 - PreK Classroom, Func 1000 - Instruction						
23002- 1000- 56118- 1010- 001118- 0000- 00000	GenSuppliesMats			6,645.20		6,645.20-
Total for Funds 23002, Func 1000 and Expense accounts		.00	.00	6,645.20	.00	6,645.20-
Funds 23004 - Student Council, Func 1000 - Instruction						
23004- 1000- 56118- 1010- 001118- 0000- 00000	GenSuppliesMats			2.24	197.76	200.00-
Total for Funds 23004, Func 1000 and Expense accounts		.00	.00	2.24	197.76	200.00-
Funds 23010 - Admin Discr, Func 1000 - Instruction						
23010- 1000- 53711- 9000- 001118- 0000- 00000	Other Charges				200.00	200.00-
23010- 1000- 56118- 1010- 001118- 0000- 00000	GenSuppliesMats			674.71	1,093.29	1,768.00-
Total for Funds 23010, Func 1000 and Expense accounts		.00	.00	674.71	1,293.29	1,968.00-
Funds 23102 - GenActivity, Func 1000 - Instruction						
23102- 1000- 53711- 9000- 001118- 0000- 00000	Other Charges			164.06	880.00	1,044.06-
23102- 1000- 55817- 1010- 001118- 0000- 00000	Student Travel			430.00		430.00-
23102- 1000- 55817- 9000- 001118- 0000- 00000	Student Travel				1,309.00	1,309.00-
Total for Funds 23102, Func 1000 and Expense accounts		.00	.00	594.06	2,189.00	2,783.06-
Funds 24101 - Title I - IASA, Func 1000 - Instruction						
24101- 1000- 51100- 1010- 001118- 1411- 00000	SalariesExpense,Teachers	66,278.00	103,265.00	73,398.00	24,835.62	5,031.38
24101- 1000- 51100- 1010- 001118- 1711- 00000	SalariesExpense,InstAsst1	19,267.00	19,267.00			19,267.00
24101- 1000- 51300- 1010- 001118- 1411- 00000	AddtnlCompenstn,Teachers	8,092.00	8,092.00			8,092.00
24101- 1000- 52111- 0000- 001118- 2000- 00000	EducRetirement	27,336.00	27,336.00			27,336.00
24101- 1000- 52111- 1010- 001118- 1411- 00000	EducRetirement			12,587.60	4,259.26	16,846.86-

Selection Grouped by Account Type, Filtered by User Permissions, (Org = 130, Online/Offline = N, Period = 4, UnPosted JEs? = N, Assets and Liabilities? = N, Restricted Accts? = Y, Obj Digits = 0, Page Break Lvl =)

Balances through 10/31/2022						Fiscal Year 2022/23
Funds- Func- Obj ct - Pr gm- Locat n- JbCl - Opt nl	Description	Adopted Budget	Revised Budget	Encumbered	Expenditure	Account Balance
Funds 24101 - Title I - IASA, Func 1000 - Instruction (continued)						
24101- 1000- 52112- 0000- 001118- 2000- 00000	ERARetireeHlth	3,190.00	3,190.00			3,190.00
24101- 1000- 52112- 1010- 001118- 1411- 00000	ERARetireeHlth			1,467.80	496.68	1,964.48-
24101- 1000- 52210- 0000- 001118- 2000- 00000	FICA Payments	9,883.00	9,883.00			9,883.00
24101- 1000- 52210- 1010- 001118- 1411- 00000	FICA Payments			4,550.60	1,531.64	6,082.24-
24101- 1000- 52220- 0000- 001118- 2000- 00000	MedicarePaymnts	2,313.00	2,313.00			2,313.00
24101- 1000- 52220- 1010- 001118- 1411- 00000	MedicarePaymnts			1,064.20	358.20	1,422.40-
24101- 1000- 52312- 0000- 001118- 2000- 00000	Life	171.00	171.00			171.00
24101- 1000- 52312- 1010- 001118- 1411- 00000	Life			69.92	16.30	86.22-
24101- 1000- 52315- 0000- 001118- 2000- 00000	Disability	178.00	178.00			178.00
24101- 1000- 52315- 1010- 001118- 1411- 00000	Disability			56.24	16.28	72.52-
24101- 1000- 52500- 0000- 001118- 2000- 00000	UnemploymntComp	270.00	270.00			270.00
24101- 1000- 52710- 0000- 001118- 2000- 00000	WorkersCompPrem	2,694.00	2,694.00			2,694.00
24101- 1000- 52710- 1010- 001118- 1411- 00000	WorkersCompPrem				2,351.00	2,351.00-
24101- 1000- 52710- 1010- 001118- 1711- 00000	WorkersCompPrem				343.00	343.00-
24101- 1000- 52720- 0000- 001118- 2000- 00000	WorkrsCompERFee	30.00	30.00			30.00
24101- 1000- 52720- 1010- 001118- 1411- 00000	WorkrsCompERFee			9.66	3.22	12.88-
24101- 1000- 56118- 1010- 001118- 0000- 00000	GenSuppliesMats			6,495.93		6,495.93-
Total for Func 1000 and Expense accounts		139,702.00	176,689.00	99,699.95	34,211.20	42,777.85
Funds 24101 - Title I - IASA, Func 2100 - SuppSvcsStudnts						
24101- 2100- 51100- 0000- 001118- 1218- 00000	SalariesExpense,SchlStude	37,493.00	11,593.00	8,917.60	2,675.28	.12
24101- 2100- 52111- 0000- 001118- 1218- 00000	EducRetirement			1,529.40	458.82	1,988.22-
24101- 2100- 52111- 0000- 001118- 2000- 00000	EducRetirement	6,431.00				
24101- 2100- 52112- 0000- 001118- 1218- 00000	ERARetireeHlth			178.40	53.52	231.92-
24101- 2100- 52112- 0000- 001118- 2000- 00000	ERARetireeHlth	750.00	750.00			750.00
24101- 2100- 52210- 0000- 001118- 1218- 00000	FICA Payments			553.00	165.86	718.86-
24101- 2100- 52210- 0000- 001118- 2000- 00000	FICA Payments	2,325.00				
24101- 2100- 52220- 0000- 001118- 1218- 00000	MedicarePaymnts			129.40	38.81	168.21-
24101- 2100- 52220- 0000- 001118- 2000- 00000	MedicarePaymnts	544.00	544.00			544.00
24101- 2100- 52312- 0000- 001118- 2000- 00000	Life	57.00	57.00			57.00
24101- 2100- 52500- 0000- 001118- 1218- 00000	UnemploymntComp			23.52	8.77	32.29-
24101- 2100- 52500- 0000- 001118- 2000- 00000	UnemploymntComp	90.00	90.00			90.00
24101- 2100- 52710- 0000- 001118- 1218- 00000	WorkersCompPrem				668.00	668.00-
24101- 2100- 52710- 0000- 001118- 2000- 00000	WorkersCompPrem	668.00	668.00			668.00
24101- 2100- 52720- 0000- 001118- 2000- 00000	WorkrsCompERFee	10.00	10.00			10.00
24101- 2100- 53711- 0000- 001118- 0000- 00000	Other Charges	3,262.00	931.00	1,125.00		194.00-
Total for Func 2100 and Expense accounts		51,630.00	14,643.00	12,456.32	4,069.06	1,882.38-
Selection Grouped by Account Type, Filtered by User Permissions, (Org = 130, Online/Offline = N, Period = 4, UnPosted JEs? = N, Assets and Liabilities? = N, Restricted Accts? = Y, Objc Digits = 0, Page Break Lvl =)						SCHOOLABILITY

Balances through 10/31/2022						Fiscal Year 2022/23
Funds- Func- Obj ct - Pr gm- Locat n- Jb Cl - Opt nl	Description	Adopted Budget	Revised Budget	Encumbered	Expenditure	Account Balance
Total for Funds 24101		191,332.00	191,332.00	112,156.27	38,280.26	40,895.47
Funds 24106 - IDEABEntitlemnt, Func 1000 - Instruction						
24106- 1000- 51100- 2000- 001118- 1712- 00000	SalariesExpense,InstAsstS	31,987.00	37,051.00	48,220.94	11,508.24	22,678.18-
24106- 1000- 51200- 2000- 001118- 1712- 00000	OvertimeExpense,InstAsstS	3,000.00	3,000.00			3,000.00
24106- 1000- 51300- 2000- 001118- 1712- 00000	AddtnlCompenstn,InstAsstS	6,554.00	525.00		55.68	469.32
24106- 1000- 52111- 0000- 001118- 2000- 00000	EducRetirement	7,127.00				
24106- 1000- 52111- 2000- 001118- 1712- 00000	EducRetirement		6,364.00	8,270.00	1,983.24	3,889.24-
24106- 1000- 52112- 0000- 001118- 2000- 00000	ERARetireeHlth	833.00				
24106- 1000- 52112- 2000- 001118- 1712- 00000	ERARetireeHlth		743.00	964.40	231.27	452.67-
24106- 1000- 52210- 0000- 001118- 2000- 00000	FICA Payments	2,578.00				
24106- 1000- 52210- 2000- 001118- 1712- 00000	FICA Payments		2,268.00	2,649.62	677.76	1,059.38-
24106- 1000- 52220- 0000- 001118- 2000- 00000	MedicarePaymnts	605.00				
24106- 1000- 52220- 2000- 001118- 1712- 00000	MedicarePaymnts		531.00	619.68	158.52	247.20-
24106- 1000- 52311- 2000- 001118- 1712- 00000	Hth&MedPremiums			9,021.77	1,401.90	10,423.67-
24106- 1000- 52312- 0000- 001118- 2000- 00000	Life	114.00				
24106- 1000- 52312- 2000- 001118- 1712- 00000	Life		129.00	149.91	39.45	60.36-
24106- 1000- 52313- 0000- 001118- 2000- 00000	Dental	224.00				
24106- 1000- 52313- 2000- 001118- 1712- 00000	Dental		257.00	539.79	79.69	362.48-
24106- 1000- 52314- 0000- 001118- 2000- 00000	Vision	49.00				
24106- 1000- 52314- 2000- 001118- 1712- 00000	Vision		57.00	109.06	16.47	68.53-
24106- 1000- 52500- 0000- 001118- 2000- 00000	UnemploymntComp	180.00				
24106- 1000- 52500- 2000- 001118- 1712- 00000	UnemploymntComp		123.00	159.20	38.19	74.39-
24106- 1000- 52710- 0000- 001118- 2000- 00000	WorkersCompPrem	571.00				
24106- 1000- 52710- 2000- 001118- 1712- 00000	WorkersCompPrem		571.00		571.00	
24106- 1000- 52720- 0000- 001118- 2000- 00000	WorkrsCompERFee	20.00				
24106- 1000- 52720- 2000- 001118- 1712- 00000	WorkrsCompERFee			20.70	6.90	27.60-
24106- 1000- 56113- 2000- 001118- 0000- 00000	Software		6,800.00		6,800.00	
24106- 1000- 56118- 2000- 001118- 0000- 00000	GenSuppliesMats		295.00	577.43		282.43-
Total for Func 1000 and Expense accounts		53,842.00	58,714.00	71,302.50	23,568.31	36,156.81-
Funds 24106 - IDEABEntitlemnt, Func 2100 - SuppSvcStudnts						
24106- 2100- 53212- 2000- 001118- 0000- 00000	SpeechThrpsCont	39,257.00	34,385.00	31,146.50		3,238.50
Total for Func 2100 and Expense accounts		39,257.00	34,385.00	31,146.50	.00	3,238.50
Total for Funds 24106		93,099.00	93,099.00	102,449.00	23,568.31	32,918.31-
Funds 24115 - TitleIIIASAMtSc, Func 1000 - Instruction						
24115- 1000- 53330- 0000- 001118- 0000-	ProfessDevelop			7,643.03		7,643.03-
Total for Funds 24115, Func 1000 and Expense accounts		.00	.00	7,643.03	.00	7,643.03-

Selection Grouped by Account Type, Filtered by User Permissions, (Org = 130, Online/Offline = N, Period = 4, UnPosted JEs? = N, Assets and Liabilities? = N, Restricted Accts? = Y, Obj Digits = 0, Page Break Lvl =)

Balances through 10/31/2022						Fiscal Year 2022/23
Funds- Func- Obj ct - Pr gm- Locat n- JbCl - Opt nl	Description	Adopted Budget	Revised Budget	Encumbered	Expenditure	Account Balance
Funds 24153 - EngLangAcquistn, Func 1000 - Instruction						
24153- 1000- 51300- 1010- 001118- 1411- 00000	AddtnlCompenstrn,Teachers	4,263.00	4,263.00			4,263.00
24153- 1000- 52111- 0000- 001118- 2000- 00000	EducRetirement	631.00	631.00			631.00
24153- 1000- 52112- 0000- 001118- 2000- 00000	ERARetireeHlth	74.00	74.00			74.00
24153- 1000- 52210- 0000- 001118- 2000- 00000	FICA Payments	228.00	228.00			228.00
24153- 1000- 52220- 0000- 001118- 2000- 00000	MedicarePaymnts	54.00	54.00			54.00
24153- 1000- 53330- 1010- 001118- 0000- 00000	ProfessDevelop			5,600.00		5,600.00
24153- 1000- 56118- 1010- 001118- 0000- 00000	GenSuppliesMats	350.00	350.00			350.00
Total for Funds 24153, Func 1000 and Expense accounts		5,600.00	5,600.00	5,600.00	.00	.00
Funds 24154 - TchPrinTrainRec, Func 1000 - Instruction						
24154- 1000- 53330- 0000- 001118- 0000- 00000	ProfessDevelop	20,869.00	20,869.00	4,135.00		16,734.00
24154- 1000- 53330- 1010- 001118- 0000- 00000	ProfessDevelop			8,109.34		8,109.34
Total for Funds 24154, Func 1000 and Expense accounts		20,869.00	20,869.00	12,244.34	.00	8,624.66
Funds 24183 - CP-Second-ReDs2, Func 3100 - FoodSvcsOpertns						
24183- 3100- 57331- 0000- 001118- 0000- 00000	FixedAssets>\$5k			250.00		250.00
Total for Funds 24183, Func 3100 and Expense accounts		.00	.00	250.00	.00	250.00
Funds 24308 - CRRSA, ESSER II, Func 1000 - Instruction						
24308- 1000- 51100- 1010- 001118- 1411- 00000	SalariesExpense,Teachers			28,162.20	5,632.44	33,794.64
24308- 1000- 52111- 1010- 001118- 1411- 00000	EducRetirement			4,829.80	965.96	5,795.76
24308- 1000- 52112- 1010- 001118- 1411- 00000	ERARetireeHlth			563.20	112.64	675.84
24308- 1000- 52210- 1010- 001118- 1411- 00000	FICA Payments			1,746.00	349.20	2,095.20
24308- 1000- 52220- 1010- 001118- 1411- 00000	MedicarePaymnts			408.40	81.68	490.08
24308- 1000- 52312- 1010- 001118- 1411- 00000	Life			30.02	4.74	34.76
24308- 1000- 52315- 1010- 001118- 1411- 00000	Disability			84.36	13.32	97.68
24308- 1000- 52720- 1010- 001118- 1411- 00000	WorkrsCompERFee			4.14	1.38	5.52
Total for Func 1000 and Expense accounts		.00	.00	35,828.12	7,161.36	42,989.48
Funds 24308 - CRRSA, ESSER II, Func 2100 - SuppSvcsStudntns						
24308- 2100- 51100- 4025- 001118- 1211- 00000	SalariesExpense,CoordSubS	77,213.00	77,213.00			77,213.00
24308- 2100- 51100- 4025- 001118- 1214- 00000	SalariesExpense,Couns-Soc	64,273.00	64,273.00			64,273.00
24308- 2100- 51100- 4025- 001118- 1218- 00000	SalariesExpense,SchlStude			20,239.12	4,260.88	24,500.00
24308- 2100- 51300- 4025- 001118- 1211- 00000	AddtnlCompenstrn,CoordSubS	55,000.00	55,000.00			55,000.00
24308- 2100- 51300- 4025- 001118- 1214- 00000	AddtnlCompenstrn,Couns-Soc	58,000.00	58,000.00			58,000.00
24308- 2100- 51300- 4025- 001118- 1218- 00000	AddtnlCompenstrn,SchlStude	62,000.00	62,000.00			62,000.00
24308- 2100- 52111- 0000- 001118- 2000- 00000	EducRetirement	54,279.00	54,279.00			54,279.00
24308- 2100- 52111- 4025- 001118- 1218- 00000	EducRetirement			3,471.05	730.76	4,201.81
24308- 2100- 52112- 0000- 001118- 2000- 00000	ERARetireeHlth	6,331.00	6,331.00			6,331.00

Selection Grouped by Account Type, Filtered by User Permissions, (Org = 130, Online/Offline = N, Period = 4, UnPosted JEs? = N, Assets and Liabilities? = N, Restricted Accts? = Y, Obj Digits = 0, Page Break Lvl =)

Balances through 10/31/2022						Fiscal Year 2022/23
Funds- Func- Obj ct - Pr gm- Locat n- Jb Cl - Opt nl	Description	Adopted Budget	Revised Budget	Encumbered	Expenditure	Account Balance
Funds 24308 - CRRSA, ESSER II, Func 2100 - Supp Svcs Studnts (continued)						
24308-2100-52112-4025-001118-1218-00000	ERARetireeHlth			404.70	85.20	489.90-
24308-2100-52210-0000-001118-2000-00000	FICA Payments	19,623.00	19,623.00			19,623.00
24308-2100-52210-4025-001118-1218-00000	FICA Payments			1,058.20	231.40	1,289.60-
24308-2100-52220-0000-001118-2000-00000	MedicarePaymnts	4,590.00	4,590.00			4,590.00
24308-2100-52220-4025-001118-1218-00000	MedicarePaymnts			247.47	54.12	301.59-
24308-2100-52311-0000-001118-2000-00000	Hth&MedPremiums	4,726.00	4,726.00			4,726.00
24308-2100-52311-4025-001118-1218-00000	Hth&MedPremiums			4,646.16	1,000.33	5,646.49-
24308-2100-52312-0000-001118-2000-00000	Life	114.00	114.00			114.00
24308-2100-52312-4025-001118-1218-00000	Life			47.34	5.26	52.60-
24308-2100-52313-0000-001118-2000-00000	Dental	310.00	310.00			310.00
24308-2100-52313-4025-001118-1218-00000	Dental			77.22	12.88	90.10-
24308-2100-52314-0000-001118-2000-00000	Vision	92.00	92.00			92.00
24308-2100-52314-4025-001118-1218-00000	Vision			33.84	5.64	39.48-
24308-2100-52315-0000-001118-2000-00000	Disability	209.00	209.00			209.00
24308-2100-52315-4025-001118-1218-00000	Disability				8.53	8.53-
24308-2100-52500-0000-001118-2000-00000	UnemploymntComp	180.00	180.00			180.00
24308-2100-52500-4025-001118-1218-00000	UnemploymntComp			66.88	14.08	80.96-
24308-2100-52710-0000-001118-2000-00000	WorkersCompPrem	2,520.00	2,520.00			2,520.00
24308-2100-52710-4025-001118-1211-00000	WorkersCompPrem				1,375.00	1,375.00-
24308-2100-52710-4025-001118-1214-00000	WorkersCompPrem				1,145.00	1,145.00-
24308-2100-52720-0000-001118-2000-00000	WorkrsCompERFee	20.00	20.00			20.00
24308-2100-52720-4025-001118-1218-00000	WorkrsCompERFee			6.90	2.30	9.20-
Total for Func 2100 and Expense accounts		409,480.00	409,480.00	30,298.88	8,931.38	370,249.74
Funds 24308 - CRRSA, ESSER II, Func 2600 - Op&MaintofPlant						
24308-2600-56118-0000-001118-0000-00000	GenSuppliesMats			2,000.00		2,000.00-
24308-2600-56119-0000-001118-0000-00000	SupAst<5K	6,699.00	6,699.00			6,699.00
Total for Func 2600 and Expense accounts		6,699.00	6,699.00	2,000.00	.00	4,699.00
Total for Funds 24308		416,179.00	416,179.00	68,127.00	16,092.74	331,959.26
Funds 24330 - ESSER III, Func 1000 - Instruction						
24330-1000-51100-2000-001118-1712-00000	SalariesExpense,InstAsstS			18,102.86	905.14	19,008.00-
24330-1000-52111-2000-001118-1712-00000	EducRetirement			3,104.60	155.23	3,259.83-
24330-1000-52112-2000-001118-1712-00000	ERARetireeHlth			362.00	18.10	380.10-
24330-1000-52210-2000-001118-1712-00000	FICA Payments			1,122.40	56.12	1,178.52-
24330-1000-52220-2000-001118-1712-00000	MedicarePaymnts			262.40	13.12	275.52-
24330-1000-52312-2000-001118-1712-00000	Life			49.97	2.63	52.60-

Selection Grouped by Account Type, Filtered by User Permissions, (Org = 130, Online/Offline = N, Period = 4, UnPosted JEs? = N, Assets and Liabilities? = N, Restricted Accts? = Y, Obj Digits = 0, Page Break Lvl =)

Balances through 10/31/2022						Fiscal Year 2022/23
Funds- Func- Obj ct - Pr gm- Locat n- Jb Cl - Opt nl	Description	Adopted Budget	Revised Budget	Encumbered	Expenditure	Account Balance
Funds 24330 - ESSER III, Func 1000 - Instruction (continued)						
24330- 1000- 52500- 2000- 001118- 1712- 00000	UnemploymntComp			59.80	2.99	62.79-
24330- 1000- 53414- 1010- 001118- 0000- 00000	OthProfTechSvcs			21,347.10	152.90	21,500.00-
Total for Funds 24330, Func 1000 and Expense accounts		.00	.00	44,411.13	1,306.23	45,717.36-
Funds 25153 - TitleXIX-3/21Yr, Func 2100 - SuppSvcsStudnts						
25153- 2100- 55915- 2000- 001118- 0000- 00000	OthContractSvcs	44,899.00	44,899.00	82,792.73	8,113.27	46,007.00-
Total for Funds 25153, Func 2100 and Expense accounts		44,899.00	44,899.00	82,792.73	8,113.27	46,007.00-
Funds 25171 - Child&AdultFood, Func 3100 - FoodSvcsOpertns						
25171- 3100- 55915- 0000- 001118- 0000- 00000	OthContractSvcs			172,362.81		172,362.81-
Total for Funds 25171, Func 3100 and Expense accounts		.00	.00	172,362.81	.00	172,362.81-
Funds 25205 - GearUpNMInit, Func 1000 - Instruction						
25205- 1000- 51100- 1010- 001118- 1411- 00000	SalariesExpense,Teachers		12,840.00	10,926.00	3,233.39	1,319.39-
25205- 1000- 51300- 1010- 001118- 1411- 00000	AddtnlCompenstn,Teachers		2,700.00			2,700.00
25205- 1000- 52111- 1010- 001118- 1411- 00000	EducRetirement		2,665.00	1,873.80	554.53	236.67
25205- 1000- 52112- 1010- 001118- 1411- 00000	ERARetireeHlth		311.00	218.40	64.63	27.97
25205- 1000- 52210- 1010- 001118- 1411- 00000	FICA Payments		963.00	601.02	184.40	177.58
25205- 1000- 52220- 1010- 001118- 1411- 00000	MedicarePaymnts		225.00	140.73	43.13	41.14
25205- 1000- 52311- 1010- 001118- 1411- 00000	Hth&MedPremiums		1,275.00	1,772.13	461.07	958.20-
25205- 1000- 52312- 1010- 001118- 1411- 00000	Life			9.88	2.60	12.48-
25205- 1000- 52313- 1010- 001118- 1411- 00000	Dental			61.94	16.30	78.24-
25205- 1000- 52314- 1010- 001118- 1411- 00000	Vision			11.97	3.13	15.10-
25205- 1000- 52315- 1010- 001118- 1411- 00000	Disability			30.97	8.15	39.12-
25205- 1000- 52710- 1010- 001118- 1411- 00000	WorkersCompPrem				253.00	253.00-
25205- 1000- 52720- 1010- 001118- 1411- 00000	WorkrsCompERFee			1.38	.46	1.84-
25205- 1000- 53330- 1010- 001118- 0000- 00000	ProfessDevelop			1,987.25		1,987.25-
25205- 1000- 55813- 1010- 001118- 0000- 00000	EmpTravNonTeach		5,252.00			5,252.00
25205- 1000- 55817- 1010- 001118- 0000- 00000	Student Travel		600.00			600.00
25205- 1000- 55915- 1010- 001118- 0000- 00000	OthContractSvcs		12,418.00			12,418.00
25205- 1000- 56112- 1010- 001118- 0000- 00000	Other Textbooks				1,297.80	1,297.80-
25205- 1000- 56113- 1010- 001118- 0000- 00000	Software				4,518.00	4,518.00-
25205- 1000- 56118- 1010- 001118- 0000- 00000	GenSuppliesMats		10,873.00			10,873.00
25205- 1000- 56119- 1010- 001118- 0000- 00000	SupAst<5K				2,194.18	2,194.18-
Total for Func 1000 and Expense accounts		.00	50,122.00	17,635.47	12,834.77	19,651.76
Funds 25205 - GearUpNMInit, Func 2500 - Central Svcs						
25205- 2500- 53330- 0000- 001118- 0000- 00000	ProfessDevelop		3,837.00			3,837.00
Total for Func 2500 and Expense accounts		.00	3,837.00	.00	.00	3,837.00

Selection Grouped by Account Type, Filtered by User Permissions, (Org = 130, Online/Offline = N, Period = 4, UnPosted JEs? = N, Assets and Liabilities? = N, Restricted Accts? = Y, Objc Digits = 0, Page Break Lvl =)

Balances through 10/31/2022						Fiscal Year 2022/23
Funds- Func- Obj ct - Pr gm- Locat n- JbCl - Opt nl	Description	Adopted Budget	Revised Budget	Encumbered	Expenditure	Account Balance
Funds 25205 - GearUpNMInit, Func 3100 - FoodSvcsOpertns						
25205- 3100- 56116- 0000- 001118- 0000- 00000	Food		2,500.00			2,500.00
Total for Func 3100 and Expense accounts		.00	2,500.00	.00	.00	2,500.00
Total for Funds 25205		.00	56,459.00	17,635.47	12,834.77	25,988.76
Funds 26107 - RECDistFisclAgt, Func 1000 - Instruction						
26107- 1000- 51100- 1010- 001118- 1711- 00000	SalariesExpense,InstAsst1		205,000.00	159,385.60	47,815.68	2,201.28-
26107- 1000- 51200- 1010- 001118- 1711- 00000	OvertimeExpense,InstAsst1				472.51	472.51-
26107- 1000- 51300- 1010- 001118- 1711- 00000	AddtnlCompenstr,InstAsst1		12,400.00		341.25	12,058.75
26107- 1000- 52111- 1010- 001118- 1711- 00000	EducRetirement		37,621.00	27,334.40	8,339.90	1,946.70
26107- 1000- 52112- 1010- 001118- 1711- 00000	ERARetireeHlth		4,348.00	3,187.20	972.47	188.33
26107- 1000- 52210- 1010- 001118- 1711- 00000	FICA Payments		13,479.00	9,717.63	2,976.35	785.02
26107- 1000- 52220- 1010- 001118- 1711- 00000	MedicarePaymnts		3,152.00	2,272.21	695.96	183.83
26107- 1000- 52311- 1010- 001118- 1711- 00000	Hth&MedPremiums			3,965.87	769.29	4,735.16-
26107- 1000- 52312- 1010- 001118- 1711- 00000	Life			349.79	81.53	431.32-
26107- 1000- 52500- 1010- 001118- 1711- 00000	UnemploymntComp			513.24	142.29	655.53-
26107- 1000- 52720- 1010- 001118- 1711- 00000	WorkrsCompERFee			55.20	18.40	73.60-
26107- 1000- 53711- 1010- 001118- 0000- 00000	Other Charges		1,840.00			1,840.00
Total for Funds 26107, Func 1000 and Expense accounts		.00	277,840.00	206,781.14	62,625.63	8,433.23
Funds 27107 - 2012GOBondsSB66, Func 2200 - Suppt Svcs Inst						
27107- 2200- 56114- 0000- 001118- 0000- 00000	LibraryAudioVis	3,713.00	3,713.00			3,713.00
Total for Funds 27107, Func 2200 and Expense accounts		3,713.00	3,713.00	.00	.00	3,713.00
Funds 27149 - PreK Initiative, Func 1000 - Instruction						
27149- 1000- 51100- 1010- 001118- 1414- 00000	SalariesExpense,TeachersP	122,204.00	122,204.00	101,544.80	30,463.44	9,804.24-
27149- 1000- 51100- 1010- 001118- 1714- 00000	SalariesExpense,InstAsstP	18,809.00	18,809.00	17,921.60	5,392.57	4,505.17-
27149- 1000- 51200- 1010- 001118- 1714- 00000	OvertimeExpense,InstAsstP				335.32	335.32-
27149- 1000- 51300- 1010- 001118- 1414- 00000	AddtnlCompenstr,TeachersP	7,113.00	7,113.00			7,113.00
27149- 1000- 51300- 1010- 001118- 1714- 00000	AddtnlCompenstr,InstAsstP	2,300.00	2,300.00		54.75	2,245.25
27149- 1000- 52111- 0000- 001118- 2000- 00000	EducRetirement	25,802.00	25,802.00			25,802.00
27149- 1000- 52111- 1010- 001118- 1414- 00000	EducRetirement			17,414.80	5,224.44	22,639.24-
27149- 1000- 52111- 1010- 001118- 1714- 00000	EducRetirement			3,073.60	991.71	4,065.31-
27149- 1000- 52112- 0000- 001118- 2000- 00000	ERARetireeHlth	3,012.00	3,012.00			3,012.00
27149- 1000- 52112- 1010- 001118- 1414- 00000	ERARetireeHlth			2,030.80	609.24	2,640.04-
27149- 1000- 52112- 1010- 001118- 1714- 00000	ERARetireeHlth			358.40	115.64	474.04-
27149- 1000- 52210- 0000- 001118- 2000- 00000	FICA Payments	9,329.00	9,329.00			9,329.00
27149- 1000- 52210- 1010- 001118- 1414- 00000	FICA Payments			6,295.60	1,888.68	8,184.28-
27149- 1000- 52210- 1010- 001118- 1714- 00000	FICA Payments			1,007.46	330.99	1,338.45-

Selection Grouped by Account Type, Filtered by User Permissions, (Org = 130, Online/Offline = N, Period = 4, UnPosted JEs? = N, Assets and Liabilities? = N, Restricted Accts? = Y, Objct = 5, Obj Digits = 0, Page Break Lvl =)

Balances through 10/31/2022						Fiscal Year 2022/23
Funds- Func- Obj ct - Pr gm- Locat n- Jb Cl - Opt nl	Description	Adopted Budget	Revised Budget	Encumbered	Expenditure	Account Balance
Funds 27149 - PreK Initiative, Func 1000 - Instruction (continued)						
27149- 1000- 52220- 0000- 001118- 2000- 00000	MedicarePaymnts	2,184.00	2,184.00			2,184.00
27149- 1000- 52220- 1010- 001118- 1414- 00000	MedicarePaymnts			1,472.40	441.72	1,914.12-
27149- 1000- 52220- 1010- 001118- 1714- 00000	MedicarePaymnts			235.67	77.39	313.06-
27149- 1000- 52311- 1010- 001118- 1714- 00000	Hth&MedPremiums			2,979.20	631.49	3,610.69-
27149- 1000- 52312- 0000- 001118- 2000- 00000	Life	171.00	171.00			171.00
27149- 1000- 52312- 1010- 001118- 1414- 00000	Life			99.94	21.04	120.98-
27149- 1000- 52312- 1010- 001118- 1714- 00000	Life			49.97	13.15	63.12-
27149- 1000- 52313- 1010- 001118- 1714- 00000	Dental			88.54	14.35	102.89-
27149- 1000- 52500- 0000- 001118- 2000- 00000	UnemploymntComp	270.00	270.00			270.00
27149- 1000- 52500- 1010- 001118- 1714- 00000	UnemploymntComp			59.20	19.08	78.28-
27149- 1000- 52710- 0000- 001118- 2000- 00000	WorkersCompPrem	2,511.00	2,511.00			2,511.00
27149- 1000- 52710- 1010- 001118- 1414- 00000	WorkersCompPrem				2,176.00	2,176.00-
27149- 1000- 52710- 1010- 001118- 1714- 00000	WorkersCompPrem				335.00	335.00-
27149- 1000- 52720- 0000- 001118- 2000- 00000	WorkrsCompERFee	30.00	30.00			30.00
27149- 1000- 52720- 1010- 001118- 1414- 00000	WorkrsCompERFee			13.80	4.60	18.40-
27149- 1000- 52720- 1010- 001118- 1714- 00000	WorkrsCompERFee			6.90	2.30	9.20-
27149- 1000- 56118- 1010- 001118- 0000- 00000	GenSuppliesMats	56,440.00	56,440.00	5,767.30	33,544.34	17,128.36
27149- 1000- 56119- 1010- 001118- 0000- 00000	SupAst<5K	10,001.00	10,001.00			10,001.00
Total for Func 1000 and Expense accounts		260,176.00	260,176.00	160,419.98	82,687.24	17,068.78
Funds 27149 - PreK Initiative, Func 2600 - Op&MaintofPlant						
27149- 2600- 56119- 0000- 001118- 0000- 00000	SupAst<5K	10,000.00	10,000.00			10,000.00
Total for Func 2600 and Expense accounts		10,000.00	10,000.00	.00	.00	10,000.00
Total for Funds 27149		270,176.00	270,176.00	160,419.98	82,687.24	27,068.78
Funds 27155 - BrkfastElemStud, Func 3100 - FoodSvcsOpertns						
27155- 3100- 56116- 0000- 001118- 0000- 00000	Food	4,899.00	4,899.00			4,899.00
Total for Funds 27155, Func 3100 and Expense accounts		4,899.00	4,899.00	.00	.00	4,899.00
Funds 31200 - PubSchCapOutlay, Func 4000 - Capital Outlay						
31200- 4000- 54610- 0000- 001118- 0000- 00000	RentlLandBldngs			141,609.05		141,609.05-
Total for Funds 31200, Func 4000 and Expense accounts		.00	.00	141,609.05	.00	141,609.05-
Funds 31600 - CapImprvmtsHB33, Func 2300 - SupptSvcs-Admin						
31600- 2300- 53712- 0000- 001118- 0000- 00000	CityTaxCollCost	5,433.00	5,433.00		93.97	5,339.03
Total for Func 2300 and Expense accounts		5,433.00	5,433.00	.00	93.97	5,339.03
Funds 31600 - CapImprvmtsHB33, Func 4000 - Capital Outlay						
31600- 4000- 57200- 0000- 001118- 0000- 00000	BuildingPurchase	1,689,752.00	1,689,752.00			1,689,752.00

Selection Grouped by Account Type, Filtered by User Permissions, (Org = 130, Online/Offline = N, Period = 4, UnPosted JEs? = N, Assets and Liabilities? = N, Restricted Accts? = Y, Objct = 5, Obj Digits = 0, Page Break Lvl =)

Balances through 10/31/2022						Fiscal Year 2022/23
Funds- Func- Obj ct - Pr gm- Locat n- JbCl - Opt nl	Description	Adopted Budget	Revised Budget	Encumbered	Expenditure	Account Balance
Total for Func 4000 and Expense accounts		1,689,752.00	1,689,752.00	.00	.00	1,689,752.00
Total for Funds 31600		1,695,185.00	1,695,185.00	.00	93.97	1,695,091.03
Funds 31701 - CapImprvsSB9Loc, Func 2300 - SupptSvcs-Admin						
31701-2300-53712-0000-001118-0000-00000	CityTaxCollCost	2,700.00	2,700.00		47.79	2,652.21
Total for Func 2300 and Expense accounts		2,700.00	2,700.00	.00	47.79	2,652.21
Funds 31701 - CapImprvsSB9Loc, Func 4000 - Capital Outlay						
31701-4000-54315-0000-001118-0000-00000	MntRepBlgsGrdEq	41,500.00	41,500.00	1,451.80		40,048.20
31701-4000-57200-0000-001118-0000-00000	BuildingPurchase	205,195.00	205,195.00			205,195.00
31701-4000-57331-0000-001118-0000-00000	FixedAssets>\$5k			864.33	31,777.21	32,641.54-
Total for Func 4000 and Expense accounts		246,695.00	246,695.00	2,316.13	31,777.21	212,601.66
Total for Funds 31701		249,395.00	249,395.00	2,316.13	31,825.00	215,253.87
Funds 31703 - SB9 SMCash, Func 4000 - Capital Outlay						
31703-4000-56119-0000-001118-0000-00000	SupAst<5K	9,854.00	9,854.00	20,823.87	12,372.25	23,342.12-
31703-4000-57200-0000-001118-0000-00000	BuildingPurchase	22,633.00	22,633.00			22,633.00
Total for Funds 31703, Func 4000 and Expense accounts		32,487.00	32,487.00	20,823.87	12,372.25	709.12-
Total for Org 130 - Christine Duncan Heritage		8,413,893.00	8,757,566.00	4,828,038.44	2,266,645.95	1,662,881.61