

**Christine Duncan Heritage Academy**  
**Financial Update**  
**October 19, 2022**

**A. BARs**

	<u>BAR #</u>	<u>Fund Description</u>	<u>Reason/Type</u>	<u>Amount</u>
1	None			

**B. Payroll & Accounts Payable Payment Vouchers**

1 September 2022

**C. Financial Statement Reports - as of September 30, 2022**

1 Financial Analysis  
2 Bank Reconciliations

**D. Other**

1 None

## Checks Dated 09/01/2022 through 09/30/2022

Check Number	Check Date	Pay to the Order of	Check Amount
13779	09/07/2022	Pre-Paid Legal Services, Inc.	264.25
13780	09/08/2022	Albuquerque Public Schools Graphics	176.00
13781	09/08/2022	Amaro's Carpet Cleaning	841.44
13782	09/08/2022	APS - Transportation	430.00
13783	09/08/2022	Association of Charter School Education Services	23,093.75
13784	09/08/2022	Brady Industries, LLC	1,090.12
13785	09/08/2022	Charter School Nursing Service	3,507.26
13786	09/08/2022	Cognia Inc.	1,200.00
13787	09/08/2022	Cooperative Educational Services	1,072.21
13788	09/08/2022	Crystal Springs	362.50
13789	09/08/2022	De Lage Landen Financial Services Inc	937.00
13790	09/08/2022	Diverse Development LLC	12,000.00
13791	09/08/2022	DMH Law, LLC	2,693.75
13792	09/08/2022	Duke City Bowling	440.00
13793	09/08/2022	Jesus A Moncada	24.99
13794	09/08/2022	Legends of Learning, Inc.	3,150.00
13795	09/08/2022	Maestas, Melissa	24.99
13796	09/08/2022	Paola Carbajal	44.00
13797	09/08/2022	Rising Sun Technologies	5,103.50
13798	09/08/2022	Saylor Family Trust, LLC	514.58
13799	09/08/2022	Saylor Family Trust, LLC	37,500.00
13800	09/08/2022	T-Mobile USA Inc	1,000.00
13801	09/08/2022	The Prophet Corporation	821.18
13802	09/08/2022	Verizon Wireless	162.83
13806	09/16/2022	Amaro's Carpet Cleaning	280.48
13807	09/16/2022	Bilingual Multicultural Services Inc	2,486.33
13808	09/16/2022	Crystal Springs	1,076.25
13809	09/16/2022	Duke City Bowling	440.00
13810	09/16/2022	Garcia's Landscaping	860.00
13811	09/16/2022	Jesus A Moncada	89.10
13812	09/16/2022	Meza, Julio	197.76
13815	09/20/2022	PSG Embroidery Screen Printing	4,125.00
13816	09/22/2022	ABCWUA	1,575.18
13817	09/22/2022	APS - Transportation	879.00
13818	09/22/2022	Association of Charter School Education Services	8,846.51
13819	09/22/2022	Autism Behavior Education Consultants of the West	10,742.40
13820	09/22/2022	Enome, Inc	6,800.00
13821	09/22/2022	Ephesus Office Technologies	762.65
13822	09/22/2022	Rising Sun Technologies	3,475.00
13823	09/26/2022	Pre-Paid Legal Services, Inc.	369.93 *
Reissued on 09/26/2022			
13824	09/26/2022	Metropolitan Life Insurance	400.00
13825	09/26/2022	Pre-Paid Legal Services, Inc.	264.25
13832	09/29/2022	Abigail Quezada	44.00
13833	09/29/2022	Association of Charter School Education Services	43,931.87
13834	09/29/2022	Comcast	134.76
13835	09/29/2022	Curriculum Associates, LLC	13,132.05
13836	09/29/2022	EGSM, Inc.	31,777.21
13837	09/29/2022	Litzia Gonzalez-Rios	146.00

The preceding Checks have been issued in accordance with the District's Policy and authorization of the Board of Trustees. It is recommended that the preceding Checks be approved.

SCHOOLABILITY

Page 1 of 2

**Checks Dated 09/01/2022 through 09/30/2022**

Check Number	Check Date	Pay to the Order of	Check Amount
13838	09/29/2022	Maestas, Melissa	24.99
13839	09/29/2022	Marcia Lee Unnever, Kids Focus	495.00
13840	09/29/2022	NM Gas Company	37.95
13841	09/29/2022	Pitney Bowes Purchase Power	32.20
13842	09/29/2022	PNM	6,041.51
13843	09/29/2022	Theresa Bustos	166.75
VCH-00000192	09/07/2022	American Family Life	875.52
VCH-00000193	09/07/2022	NM RHC	7,516.54
VCH-00000194	09/15/2022	NM Educational RetirementBoard	69,580.13
VCH-00000195	09/22/2022	NM Taxation/Revenue Department	11,434.16
VCH-00000196	09/26/2022	American Family Life	875.52
VCH-00000197	09/07/2022	NMPSIA	24,393.02
<b>Total Number of Checks</b>			<b>60</b>
			<b>350,763.37</b>

	Count	Amount
Reissue	1	369.93
Net Issue		350,393.44

**Fund Recap**

Fund	Description	Check Count	Expensed Amount
11000	Operational Fund	46	246,470.46
21000	Food Services Fund	8	45,426.56
23001	Athletic	1	821.18
23004	Student Council	1	197.76
23010	Admin Discretionary Account	3	216.73
23102	General Activities	4	2,189.00
24101	Title I - IASA	4	3,171.10
24106	IDEA-B Entitlement	7	7,431.79
25153	Title XIX MEDICAID 3/21 Years	1	3,507.26
25205	Gear Up New Mexico Initiative	6	667.76
26107	REC/District Fiscal Agent	4	2,788.56
27149	PreK Initiative	4	2,753.07
31701	Capital Improv. SB9 Local	1	31,777.21
31703	SB9 State Match Cash	1	2,975.00
Total Number of Checks		<b>60</b>	350,393.44
Less Unpaid Tax Liability			.00
<b>Net (Check Amount)</b>			<b>350,393.44</b>

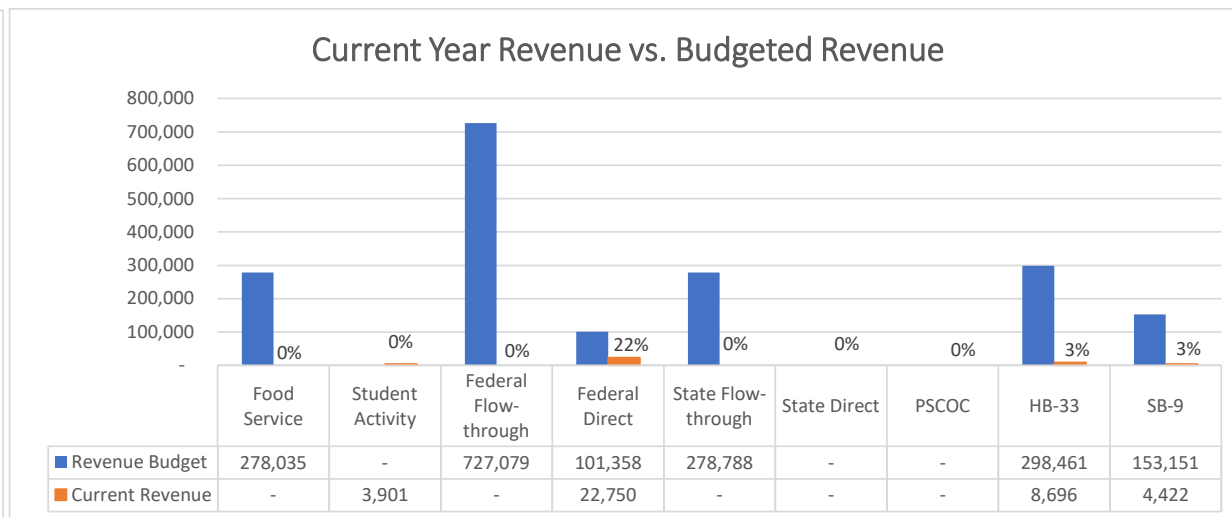
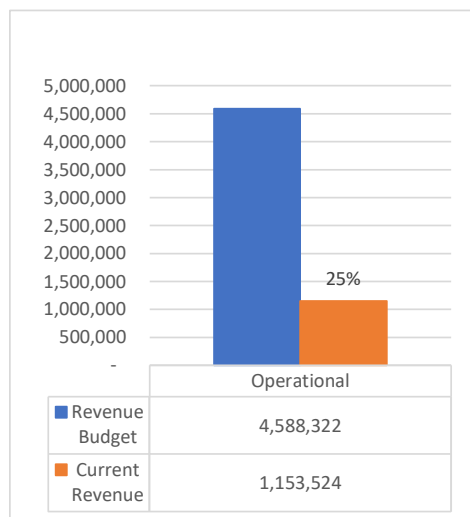
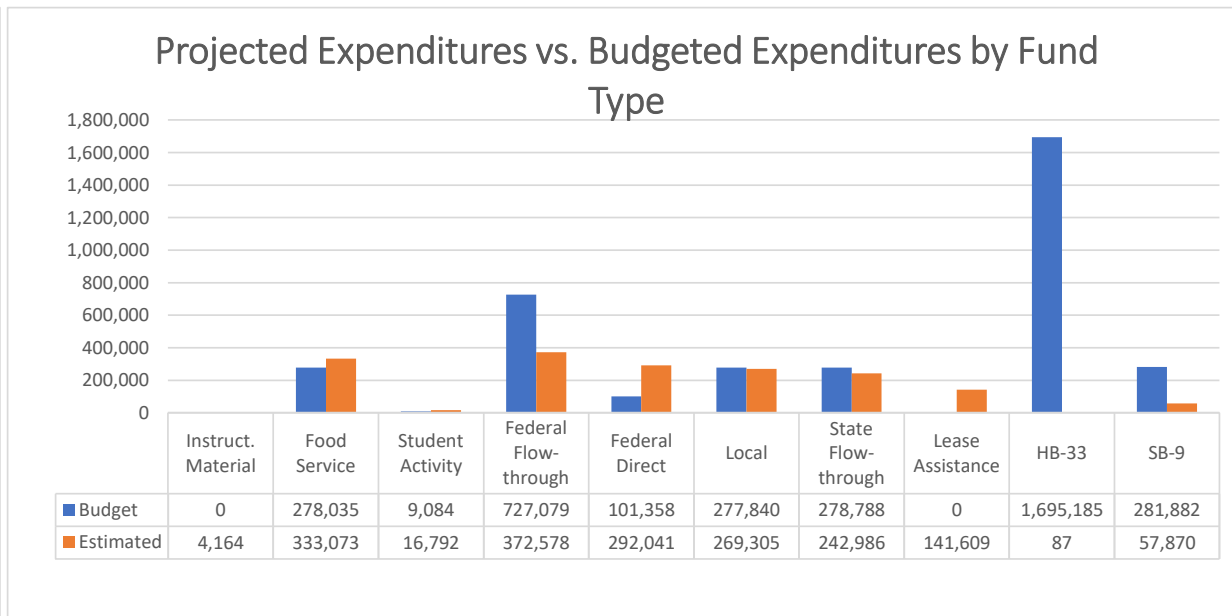
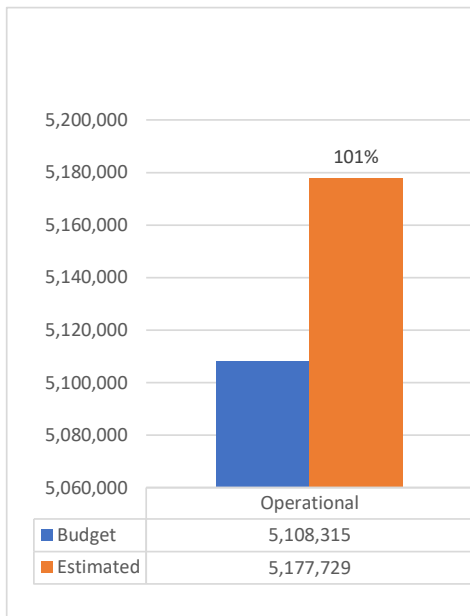
The preceding Checks have been issued in accordance with the District's Policy and authorization of the Board of Trustees. It is recommended that the preceding Checks be approved.



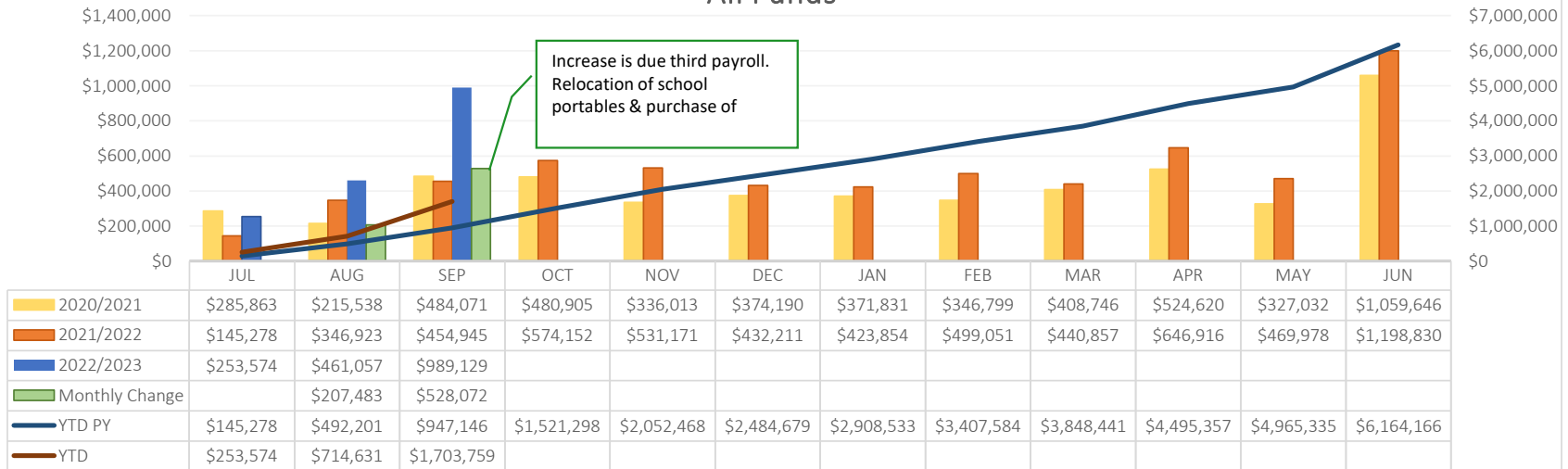
# Christine Duncan Heritage Academy

## Expenditure Analytical Review

September 30, 2022

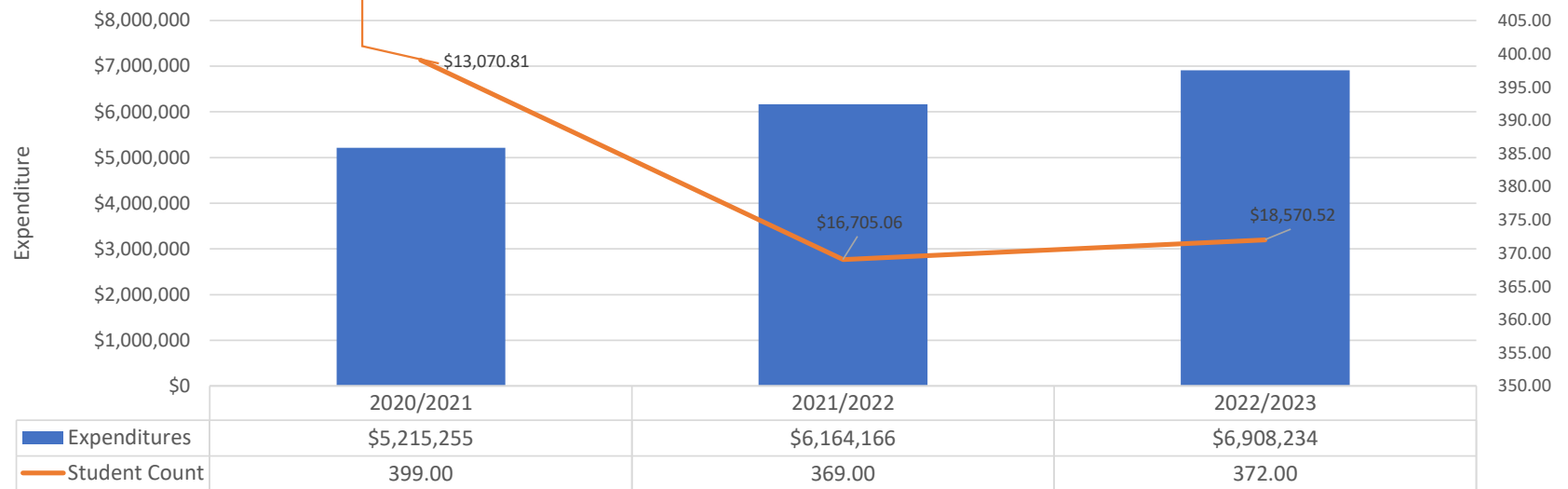


### Yearly Expenditure Comparison by Month All Funds



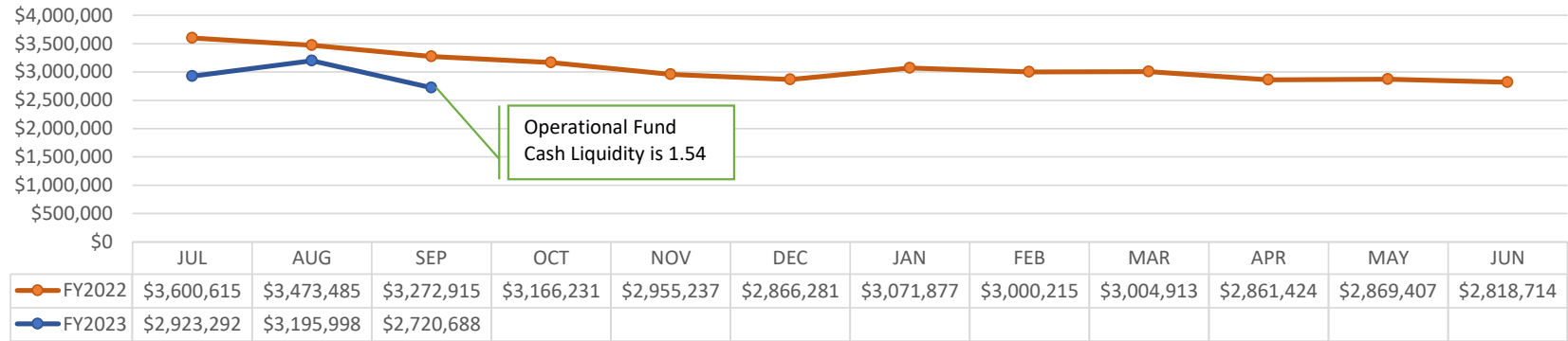
Note: amount per year indicates  
Spending Per Student

### Spending Per Student All Funds

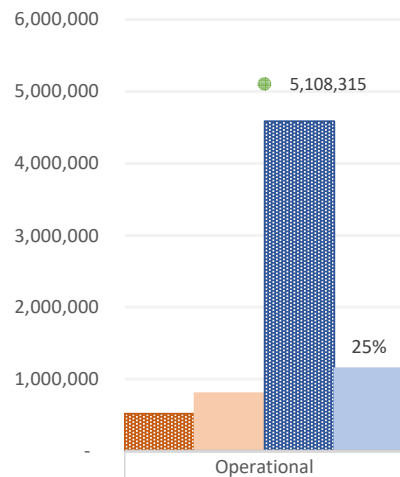




### Monthly Cash Balance All Funds

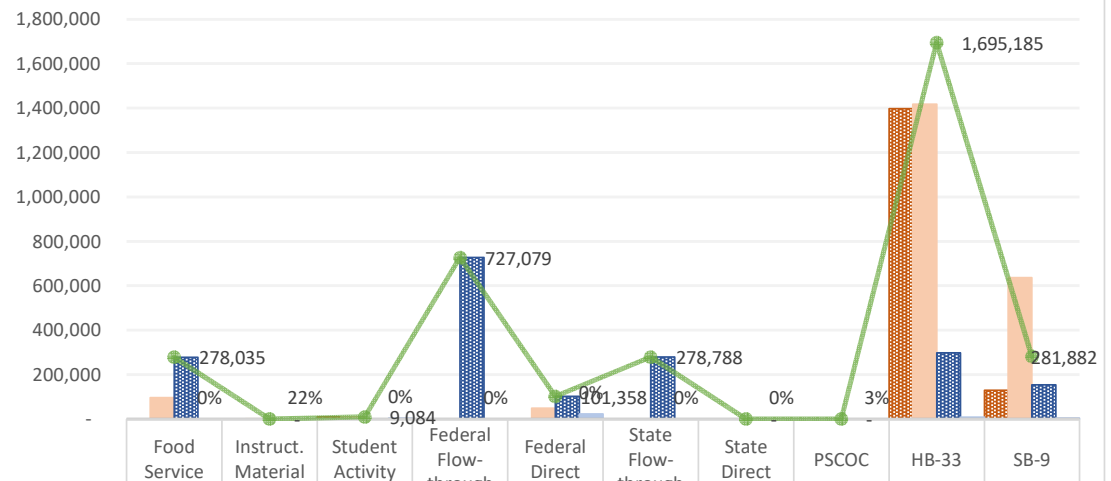


#### (Operational Fund Only)



FB Budget	519,993
FB	802,722
Revenue Budget	4,588,322
YTD Revenue	1,153,524
Total Budget	5,108,315

### Current Year Revenue vs. Budgeted Revenue & Beg Fund Balance vs. Budgeted Fund Balance



FB Budget	-	-	9,084	-	-	-	-	-	1,396,724	128,731
FB	96,609	98	9,084	-	48,703	-	-	-	1,417,997	636,370
Revenue Budget	278,035	-	-	727,079	101,358	278,788	-	-	298,461	153,151
Current Revenue	-	-	3,901	-	22,750	-	-	-	8,696	4,422
Total Budget	278,035	-	9,084	727,079	101,358	278,788	-	-	1,695,185	281,882

Statement Date 09/30/2022

Cash Object 11010

Status Submitted

Journal Entry #

Bank Statement Ending Balance	2,855,397.02	Service Charge	0.00
Less: Uncleared Payments	134,709.24	Interest Earned	0.00
Add: Uncleared Deposits	0.00		
Add: Uncleared Other	0.00	Cleared Payments	770,651.64
Adjusted Bank Balance	2,720,687.78	Cleared Deposits	407,297.15
System Cash Balance	2,720,687.78	Cleared Other	0.00
Add: Unposted Charges and Interest	0.00		
Revised System Cash Balance	2,720,687.78	Submitted By	JYAMAT, 10/10/2022
Difference	0.00	Posted By	



Uncleared Payments

Issued	Check #	Check Amount	Pay To Name	Vendor ID	Emp ID	Bank Acct
08/26/21	Batch 08/26/2021	5.00				130MAIN
06/17/22	13615(*)		Marriott Marquis	010233		130MAIN
06/24/22	13617(*)		NM Child Supp Enforc Agency	901001		130MAIN
08/12/22	13724	710.00	The Graduation Place			130MAIN
08/17/22	13730	44.00	Patricia Rosales	010254		130MAIN
09/02/22	13777	219.22	NM Child Supp Enforc Agency	901001		130MAIN
09/08/22	13794	3,150.00	Legends of Learning, Inc.	010241		130MAIN
09/16/22	13807	2,486.33	Bilingual Multicultural Services Inc	000241		130MAIN
09/22/22	13816	1,575.18	ABCWUA	000221		130MAIN
09/22/22	13817	879.00	APS - Transportation	000092		130MAIN
09/22/22	13818	8,846.51	Association of Charter School Education Ser	000635		130MAIN
09/22/22	13819	10,742.40	Autism Behavior Education Consultants of	010218		130MAIN
09/22/22	13820	6,800.00	Enome, Inc	ENOME		130MAIN
09/22/22	13821	762.65	Ephesus Office Technologies	000209		130MAIN
09/26/22	13823(*)		Pre-Paid Legal Services, Inc.	901000		130MAIN
09/26/22	13824	400.00	Metropolitan Life Insurance	901002		130MAIN
09/29/22	13832	44.00	Abigail Quezada	010258		130MAIN
09/29/22	13833	43,931.87	Association of Charter School Education Ser	000635		130MAIN
09/29/22	13834	134.76	Comcast	000208		130MAIN
09/29/22	13835	13,132.05	Curriculum Associates, LLC	010242		130MAIN
09/29/22	13836	31,777.21	EGSM, Inc.	010237		130MAIN
09/29/22	13837	146.00	Litzia Gonzalez-Rios	LITGON		130MAIN
09/29/22	13838	24.99	Maestas, Melissa	010136		130MAIN
09/29/22	13839	495.00	Marcia Lee Unnever, Kids Focus	000579		130MAIN
09/29/22	13840	37.95	NM Gas Company	000558		130MAIN
09/29/22	13841	32.20	Pitney Bowes Purchase Power	000760		130MAIN

Selection Grouped by Org, Cash Object, Statement Date - Sorted by Item date, Item #, (Org = 130, Cash Object IN ('11010'), Bank Statement Date = 9/30/2022, Uncleared Only? = No)

SCHOOLABILITY

Statement Date 09/30/2022

Cash Object 11010

Status Submitted

Journal Entry #

Uncleared Payments (continued)

Issued	Check #	Check Amount	Pay To Name	Vendor ID	Emp ID	Bank Acct
09/29/22	13842	6,041.51	PNM	000178		130MAIN
09/29/22	13843	166.75	Theresa Bustos	010132		130MAIN
09/30/22	13826	424.59	Jennie M. Aragon		000195	130MAIN
09/30/22	13827	887.75	Lorena Suleima Cano		000200	130MAIN
09/30/22	13828	812.32	Patricia Rosales		000273	130MAIN
		<u>134,709.24</u>	(* ) Cancelled Payments			2,028.32

Cleared Payments

Issued	Check #	Check Amount	Cleared Amount	Difference	Cleared	Pay To Name	Vendor ID	Emp ID	Bank Acct
07/11/22	13669	253.75	253.75		09/30/22	Crystal Springs	010183		130MAIN
08/12/22	13713	88.00	88.00		09/30/22	Conception Beltran			130MAIN
08/12/22	13719	120.23	120.23		09/30/22	Roberto Muro	000693		130MAIN
08/18/22	13748	683.53	683.53		09/30/22	Ephesus Office Technologies	000209		130MAIN
08/24/22	13751	136.75	136.75		09/30/22	Comcast	000208		130MAIN
08/30/22	13757	691.75	691.75		09/30/22	Albuquerque Public Schools Graphics	000106		130MAIN
08/30/22	13758	79.98	79.98		09/30/22	Alpine Protection LLC	010013		130MAIN
08/30/22	13759	2,040.82	2,040.82		09/30/22	Brady Industries, LLC	000620		130MAIN
08/30/22	13760	25.00	25.00		09/30/22	City of Albuquerque	000055		130MAIN
08/30/22	13761	371.70	371.70		09/30/22	Cooperative Educational Services	000070		130MAIN
08/30/22	13762	235.73	235.73		09/30/22	Jesus A Moncada	000111		130MAIN
08/30/22	13763	1,700.00	1,700.00		09/30/22	Karla Medrano	010251		130MAIN
08/30/22	13764	24.99	24.99		09/30/22	Melissa Maestas	010136		130MAIN
08/30/22	13765	127.15	127.15		09/30/22	Orkin, 886-ALBUQUERQUE, NM	000697		130MAIN
08/30/22	13766	90.24	90.24		09/30/22	OTC Brands, Inc,	000486		130MAIN
08/30/22	13767	44.00	44.00		09/30/22	Paola Carbajal	010249		130MAIN
08/30/22	13768	64.62	64.62		09/30/22	Pitney Bowes Purchase Power	000760		130MAIN
08/30/22	13769	5,972.11	5,972.11		09/30/22	Quill Corporation	000214		130MAIN
08/30/22	13770	177.28	177.28		09/30/22	Rachel Gamboa	010198		130MAIN
08/30/22	13771	5,103.50	5,103.50		09/30/22	Rising Sun Technologies	010179		130MAIN
08/30/22	13772	419.88	419.88		09/30/22	Sandia Office Supply	000500		130MAIN
08/30/22	13773	604.13	604.13		09/30/22	The Prophet Corporation	010220		130MAIN
08/30/22	13774	1,281.21	1,281.21		09/30/22	The Stepping Stones Group LLC	STESTO		130MAIN
09/02/22	13775	3,290.43	3,290.43		09/30/22	Litzia A. Gonzalez-Orozco		000243	130MAIN
09/02/22	13776	49,478.26	49,478.26		09/30/22	EFTPS	900004		130MAIN
09/02/22	Batch 09/02/2022	143,231.91	143,231.91		09/30/22				130MAIN
09/07/22	13779	264.25	264.25		09/30/22	Pre-Paid Legal Services, Inc.	901000		130MAIN

Selection Grouped by Org, Cash Object, Statement Date - Sorted by Item date, Item #, (Org = 130, Cash Object IN ('11010'), Bank Statement Date = 9/30/2022, Uncleared Only? = No)

Statement Date 09/30/2022

Cash Object 11010

Status Submitted

Journal Entry #

Cleared Payments (continued)

Issued	Check #	Check Amount	Cleared Amount	Difference	Cleared	Pay To Name	Vendor ID	Emp ID	Bank Acct
09/07/22	Batch 09/07/2022	32,785.08	32,785.08		09/30/22				130MAIN
09/08/22	13780	176.00	176.00		09/30/22	Albuquerque Public Schools Graphics	000106		130MAIN
09/08/22	13781	841.44	841.44		09/30/22	Amaro's Carpet Cleaning	010114		130MAIN
09/08/22	13782	430.00	430.00		09/30/22	APS - Transportation	000092		130MAIN
09/08/22	13783	23,093.75	23,093.75		09/30/22	Association of Charter School Education Ser	000635		130MAIN
09/08/22	13784	1,090.12	1,090.12		09/30/22	Brady Industries, LLC	000620		130MAIN
09/08/22	13785	3,507.26	3,507.26		09/30/22	Charter School Nursing Service	000251		130MAIN
09/08/22	13786	1,200.00	1,200.00		09/30/22	Cognia Inc.	000608		130MAIN
09/08/22	13787	1,072.21	1,072.21		09/30/22	Cooperative Educational Services	000070		130MAIN
09/08/22	13788	362.50	362.50		09/30/22	Crystal Springs	010183		130MAIN
09/08/22	13789	937.00	937.00		09/30/22	De Lage Landen Financial Services	000411		130MAIN
09/08/22	13790	12,000.00	12,000.00		09/30/22	Diverse Development LLC	DIVDEV		130MAIN
09/08/22	13791	2,693.75	2,693.75		09/30/22	DMH Law, LLC	010219		130MAIN
09/08/22	13792	440.00	440.00		09/30/22	Duke City Bowling	010255		130MAIN
09/08/22	13793	24.99	24.99		09/30/22	Jesus A Moncada	000111		130MAIN
09/08/22	13795	24.99	24.99		09/30/22	Maestas, Melissa	010136		130MAIN
09/08/22	13796	44.00	44.00		09/30/22	Paola Carbajal	010249		130MAIN
09/08/22	13797	5,103.50	5,103.50		09/30/22	Rising Sun Technologies	010179		130MAIN
09/08/22	13798	514.58	514.58		09/30/22	Saylor Family Trust, LLC	000555		130MAIN
09/08/22	13799	37,500.00	37,500.00		09/30/22	Saylor Family Trust, LLC	000555		130MAIN
09/08/22	13800	1,000.00	1,000.00		09/30/22	T-Mobile USA Inc	010181		130MAIN
09/08/22	13801	821.18	821.18		09/30/22	The Prophet Corporation	010220		130MAIN
09/08/22	13802	162.83	162.83		09/30/22	Verizon Wireless	000206		130MAIN
09/15/22	Batch 09/15/2022	69,580.13	69,580.13		09/30/22				130MAIN
09/16/22	13803	2,034.36	2,034.36		09/30/22	Cintha Thomas		000270	130MAIN
09/16/22	13804	678.13	678.13		09/30/22	Ana Trejo		000271	130MAIN
09/16/22	13805	51,974.48	51,974.48		09/30/22	EFTPS	900004		130MAIN
09/16/22	13806	280.48	280.48		09/30/22	Amaro's Carpet Cleaning	010114		130MAIN
09/16/22	13808	1,076.25	1,076.25		09/30/22	Crystal Springs	010183		130MAIN
09/16/22	13809	440.00	440.00		09/30/22	Duke City Bowling	010255		130MAIN
09/16/22	13810	860.00	860.00		09/30/22	Garcia's Landscaping	010216		130MAIN
09/16/22	13811	89.10	89.10		09/30/22	Jesus A Moncada	000111		130MAIN
09/16/22	13812	197.76	197.76		09/30/22	Meza, Julio	010051		130MAIN
09/16/22	Batch 09/16/2022	150,874.44	150,874.44		09/30/22				130MAIN
09/17/22	13813	630.28	630.28		09/30/22	Dunia G. Gamez		000266	130MAIN

Selection Grouped by Org, Cash Object, Statement Date - Sorted by Item date, Item #, (Org = 130, Cash Object IN ('11010'), Bank Statement Date = 9/30/2022, Uncleared Only? = No)



Statement Date 09/30/2022

Cash Object 11010

Status Submitted

Journal Entry #

**Cleared Payments (continued)**

Issued	Check #	Check Amount	Cleared Amount	Difference	Cleared	Pay To Name	Vendor ID	Emp ID	Bank Acct
09/17/22	13814	104.44	104.44		09/30/22	EFTPS	900004		130MAIN
09/20/22	13815	4,125.00	4,125.00		09/30/22	PSG Embroidery Screen Printing	000496		130MAIN
09/22/22	13822	3,475.00	3,475.00		09/30/22	Rising Sun Technologies	010179		130MAIN
09/22/22	Batch 09/22/2022	11,434.16	11,434.16		09/30/22				130MAIN
09/26/22	13825	264.25	264.25		09/30/22	Pre-Paid Legal Services, Inc.	901000		130MAIN
09/26/22	Batch 09/26/2022	875.52	875.52		09/30/22				130MAIN
09/30/22	13829	2,525.88	2,525.88		09/30/22	Saddam Sani		000272	130MAIN
09/30/22	13830	815.59	815.59		09/30/22	Ana Trejo		000271	130MAIN
09/30/22	13831	28,703.54	28,703.54		09/30/22	EFTPS	900004		130MAIN
09/30/22	Batch 09/30/2022	97,186.47	97,186.47		09/30/22				130MAIN
		<b>770,651.64</b>	<b>770,651.64</b>			(* ) Cancelled Payments	<b>2,028.32</b>		

**Cleared Deposits**

Deposited	Deposit #	Deposit Amount	Cleared Amount	Difference	Cleared	Bank Acct
09/02/22	Batch 09/02/2022	90.00	90.00		09/30/22	130MAIN
09/09/22	Batch 09/09/2022	198.00	198.00		09/30/22	130MAIN
09/12/22	Batch 09/12/2022	405,109.91	405,109.91		09/30/22	130MAIN
09/15/22	Batch 09/15/2022	110.00	110.00		09/30/22	130MAIN
09/16/22	Batch 09/16/2022	25.81	25.81		09/30/22	130MAIN
09/20/22	Batch 09/20/2022	1,488.43	1,488.43		09/30/22	130MAIN
09/28/22	Batch 09/28/2022	275.00	275.00		09/30/22	130MAIN
		<b>407,297.15</b>	<b>407,297.15</b>			

# Analyzed Business Checking - PF

Account number: [REDACTED] 4409 ■ September 1, 2022 - September 30, 2022 ■ Page 1 of 3

CHRISTINE DUNCAN'S HERITAGE ACADEMY  
1900 ATRISCO DR NW  
ALBUQUERQUE NM 87120-1146

## Questions?

Call your Customer Service Officer or Client Services  
1-800-AT WELLS (1-800-289-3557)  
5:00 AM TO 6:00 PM Pacific Time Monday - Friday

*Online:* [wellsfargo.com](https://www.wellsfargo.com)

*Write:* Wells Fargo Bank, N.A. (585)  
P.O. Box 6995  
Portland, OR 97228-6995

## Account summary

### Analyzed Business Checking - PF

Account number	Beginning balance	Total credits	Total debits	Ending balance
[REDACTED] 4409	\$3,218,751.51	\$410,119.11	-\$773,473.60	\$2,855,397.02

## Credits

Electronic deposits/bank credits

Effective date	Posted date	Amount	Transaction detail
	09/02	90.00	Post Verify Deposit
	09/06	2,821.96	ACH Returns - Christine Duncan - File 7878782339 Coid 1205009183
	09/09	198.00	Post Verify Deposit
	09/12	22,749.82	State of NM Earlychild Nmap0001478645 Christine Duncan's Her
	09/12	382,360.09	APS Payments Christine Dncn Christine Duncan Ha Cs
	09/15	110.00	Post Verify Deposit
	09/16	8.77	Sandoval County ACH Paymen 810137 August 2022 Distribution Sb-9
	09/16	17.04	Sandoval County ACH Paymen 809519 August 2022 Distribution Hb-33
	09/20	1,488.43	Bernalillo Count Distr_Pymt Christine Duncans Heri
	09/28	275.00	Post Verify Deposit
		\$410,119.11	Total electronic deposits/bank credits
		\$410,119.11	Total credits

## Debits

Electronic debits/bank debits

Effective date	Posted date	Amount	Transaction detail
	09/01	143,231.91	ACH Prep Origintn - Christine Duncan - File 7878782339 Coid 1205009183
	09/02	2,821.96	Withdrawal Made In A Branch/Store
	09/02	49,478.26	< Business to Business ACH Debit - IRS Usatxpymt 090222 270264535968746 Christine Duncans Heri
	09/07	7,516.54	WT Seq181703 State of NEW Mexico /Bnf=NM Rehtiree Healthcare Srf# Rhc 2022 08 Trn#220907181703 Rfb# 88



*Electronic debits/bank debits (continued)*

<i>Effective date</i>	<i>Posted date</i>	<i>Amount</i>	<i>Transaction detail</i>
	09/07	24,393.02	WT Seq163644 State of NEW Mexico /Bnf=Nmpsia Srf# Nmmpsia 09 2022 Trn#220907163644 Rfb# 87
	09/09	264.25	Legalshield Grp Paymt 250136540148716 Christine Duncan Herit
	09/09	875.52 <	Business to Business ACH Debit - AFLAC Insurance 090722 L7U96261890 Christine Duncans
	09/15	150,874.44	ACH Prep Origintn - Christine Duncan - File 7878782339 Coid 1205009183
	09/16	51,974.48 <	Business to Business ACH Debit - IRS Usatxpymt 091622 270265930015202 Christine Duncans Heri
	09/16	69,580.13 <	Business to Business ACH Debit - Nmerb Web Pay 220915 02353 Christine Duncan Herit
	09/20	104.44 <	Business to Business ACH Debit - IRS Usatxpymt 092022 270266361759226 Christine Duncans Heri
	09/26	11,434.16 <	Business to Business ACH Debit - Tax_Rev_Wwt_Ecks Trd Pmnt 220922 99899520 Christine Duncan Herit
	09/28	264.25	Legalshield Grp Paymt 250159530148716 Christine Duncan Herit
	09/28	875.52 <	Business to Business ACH Debit - AFLAC Insurance 092622 L7U96634125 Christine Duncans
	09/29	97,186.47	ACH Prep Origintn - Christine Duncan - File 7878782339 Coid 1205009183
	09/30	28,703.54 <	Business to Business ACH Debit - IRS Usatxpymt 093022 270267334206454 Christine Duncans Heri
		<b>\$639,578.89</b>	<b>Total electronic debits/bank debits</b>

< Business to Business ACH: If this is a business account, this transaction has a return time frame of one business day from post date. This time frame does not apply to consumer accounts.

Checks paid

<i>Number</i>	<i>Amount</i>	<i>Date</i>	<i>Number</i>	<i>Amount</i>	<i>Date</i>	<i>Number</i>	<i>Amount</i>	<i>Date</i>
13669	253.75	09/12	13770	177.28	09/01	13792	440.00	09/12
13713*	88.00	09/22	13771	5,103.50	09/01	13793	24.99	09/28
13719*	120.23	09/06	13772	419.88	09/06	13795*	24.99	09/20
13748*	683.53	09/01	13773	604.13	09/06	13796	44.00	09/19
13751*	136.75	09/02	13774	1,281.21	09/07	13797	5,103.50	09/09
13757*	691.75	09/12	13775	3,290.43	09/06	13798	514.58	09/14
13758	79.98	09/07	13780*	176.00	09/15	13799	37,500.00	09/14
13759	2,040.82	09/06	13781	841.44	09/13	13800	1,000.00	09/14
13760	25.00	09/06	13782	430.00	09/19	13801	821.18	09/13
13761	371.70	09/07	13783	23,093.75	09/13	13802	162.83	09/13
13762	235.73	09/09	13784	1,090.12	09/13	13803	2,034.36	09/16
13763	1,700.00	09/02	13785	3,507.26	09/15	13804	678.13	09/16
13764	24.99	09/20	13786	1,200.00	09/14	13806*	280.48	09/23
13765	127.15	09/07	13787	1,072.21	09/13	13808*	1,076.25	09/23
13766	90.24	09/07	13788	362.50	09/16	13809	440.00	09/22
13767	44.00	09/01	13789	937.00	09/15	13810	860.00	09/16
13768	64.62	09/12	13790	12,000.00	09/15	13811	89.10	09/28
13769	5,972.11	09/16	13791	2,693.75	09/19	13812	197.76	09/27



*Checks paid (continued)*

<i>Number</i>	<i>Amount</i>	<i>Date</i>	<i>Number</i>	<i>Amount</i>	<i>Date</i>	<i>Number</i>	<i>Amount</i>	<i>Date</i>
13813	630.28	09/21	13822*	3,475.00	09/30	108306*	815.59	09/30
13815*	4,125.00	09/21	13829*	2,525.88	09/30			
			\$133,894.71	Total checks paid				

\* Gap in check sequence.

\$773,473.60 Total debits

Daily ledger balance summary

<i>Date</i>	<i>Balance</i>	<i>Date</i>	<i>Balance</i>	<i>Date</i>	<i>Balance</i>
08/31	3,218,751.51	09/13	3,348,223.21	09/22	3,002,071.01
09/01	3,069,511.29	09/14	3,308,008.63	09/23	3,000,714.28
09/02	3,015,464.32	09/15	3,140,623.93	09/26	2,989,280.12
09/06	3,011,785.79	09/16	3,009,188.03	09/27	2,989,082.36
09/07	2,977,925.95	09/19	3,006,020.28	09/28	2,988,103.50
09/09	2,971,644.95	09/20	3,007,354.29	09/29	2,890,917.03
09/12	3,375,304.74	09/21	3,002,599.01	09/30	2,855,397.02
Average daily ledger balance		\$3,031,554.43			

As of 09/30/2022		Fiscal Year 2022/23 Actuals			
Resource	Beginning Balance	Revenue Activity	Expense Activity	Net Activity	Resulting Balance
Fund 11000 - Operational Fund	802,721.67	1,153,523.79	1,421,517.62	267,993.83-	534,727.84
Fund 14000 - Inst. Materials Fund	98.37	.00	.00	.00	98.37
Fund 21000 - Food Services Fund	96,609.03	25,259.60	65,458.10	40,198.50-	56,410.53
Fund 23000 - Non-Instruct. Fund	1,353.68	.00	.00	.00	1,353.68
Fund 23001 - Athletic	1,678.94	.00	1,425.31	1,425.31-	253.63
Fund 23002 - PreK Classroom	1,397.55-	.00	.00	.00	1,397.55-
Fund 23003 - Chess Club	39.71	.00	.00	.00	39.71
Fund 23004 - Student Council	706.08	.00	197.76	197.76-	508.32
Fund 23005 - Yearbook	2,129.50	.00	.00	.00	2,129.50
Fund 23006 - Cheer	140.02	.00	.00	.00	140.02
Fund 23007 - Sunshine	577.98	.00	.00	.00	577.98
Fund 23008 - Bilingual Seal	456.00	.00	.00	.00	456.00
Fund 23010 - Admin Discretionary Account	2,667.16	3,901.00	1,261.65	2,639.35	5,306.51
Fund 23102 - General Activities	732.55	.00	2,189.00	2,189.00-	1,456.45-
Fund 24101 - Title I - IASA	117,711.52-	117,711.52	27,829.40	89,882.12	27,829.40-
Fund 24106 - IDEA-B Entitlement	6,520.23-	6,520.23	15,992.85	9,472.62-	15,992.85-
Fund 24118 - Fresh Fruit & Vegetables	7,267.21-	.00	.00	.00	7,267.21-
Fund 24153 - English Language Acquisition	1,782.00-	.00	.00	.00	1,782.00-
Fund 24154 - Teach./Princp. Train & Recruit	5,350.00-	5,350.00	.00	5,350.00	.00
Fund 24183 - Carl Perkins Secondary-Redist2	15,398.97-	15,398.97	.00	15,398.97	.00
Fund 24308 - CRRSA, ESSER II	61,863.88-	61,863.88	9,021.59	52,842.29	9,021.59-
Fund 25153 - Title XIX MEDICAID 3/21 Years	58,379.69	.00	3,507.26	3,507.26-	54,872.43
Fund 25171 - Child & Adult Food Program	34,766.76	22,749.82	.00	22,749.82	57,516.58
Fund 25205 - Gear Up New Mexico Initiative	44,443.15-	28,051.14	11,255.96	16,795.18	27,647.97-
Fund 25250 - St Equalztn Guarantee-Fed Stim					

Selection Grouped by Fund - Sorted by Resource, (Org = 130, As of Date = 9/30/2022, Actuals = Y, Enc = N, SACS Fund = N, SACS Rsrc = N, SACS = N, Restricted Accts = Y)



As of 09/30/2022	Fiscal Year 2022/23 Actuals				
Resource	Beginning Balance	Revenue Activity	Expense Activity	Net Activity	Resulting Balance
Fund 25250 - St Equalztn Guarantee-Fed Stim	.00	.00	294.81	294.81-	294.81-
Fund 26107 - REC/District Fiscal Agent	.00	.00	41,889.75	41,889.75-	41,889.75-
Fund 26177 - Elementry & Mid Sch Initiative	684.34-	.00	.00	.00	684.34-
Fund 27109 - Instructional Materials- GAA	3,500.58	.00	.00	.00	3,500.58
Fund 27149 - PreK Initiative	219,776.86-	219,776.86	67,034.86	152,742.00	67,034.86-
Fund 27183 - NM Grown FVV	1,755.00-	1,755.00	.00	1,755.00	.00
Fund 28211 - NM Schools Covid Testing	58,300.00-	.00	.00	.00	58,300.00-
Fund 31200 - Public School Capital Outlay	74,604.25-	74,604.25	.00	74,604.25	.00
Fund 31600 - Capital Improv. HB 33	1,417,996.77	8,696.34	86.95	8,609.39	1,426,606.16
Fund 31700 - Capital Improv. SB9	20,350.00-	.00	.00	.00	20,350.00-
Fund 31701 - Capital Improv. SB9 Local	656,719.07	4,421.88	31,821.43	27,399.55-	629,319.52
Fund 31703 - SB9 State Match Cash	.92	.00	2,975.00	2,975.00-	2,974.08-
<b>Total for Org</b>	<b>2,444,069.52</b>	<b>1,749,584.28</b>	<b>1,703,759.30</b>	<b>45,824.98</b>	<b>2,489,894.50</b>

Balances through 09/30/2022						Fiscal Year 2022/23	
Funds- Func- Obj ct - Pr gm- Locat n- JbCl - Opt nl	Description	Adopted Budget	Revised Budget	Encumbered	Expenditure	Account Balance	
<b>Funds 11000 - Operational, Func 0000 - NoFunctionCode</b>							
11000- 0000- 53711- 1010- 001118- 0000- 00000	Other Charges				84.90	84.90-	
<b>Total for Func 0000 and Expense accounts</b>		<b>.00</b>	<b>.00</b>	<b>.00</b>	<b>84.90</b>	<b>84.90-</b>	
<b>Funds 11000 - Operational, Func 1000 - Instruction</b>							
11000- 1000- 51100- 0000- 001118- 1611- 00000	SalariesExpense,SubsSickL	21,425.00	21,425.00		3,087.00	18,338.00	
11000- 1000- 51100- 1010- 001118- 1411- 00000	SalariesExpense,Teachers	610,295.00	610,295.00	463,321.44	81,662.73	65,310.83	
11000- 1000- 51100- 1010- 001118- 1413- 00000	SalariesExpense,TeachersE	51,002.00	51,002.00	146,570.38	26,649.16	122,217.54-	
11000- 1000- 51100- 1010- 001118- 1711- 00000	SalariesExpense,InstAsst1			19,825.52	5,381.58	25,207.10-	
11000- 1000- 51100- 1010- 001118- 1713- 00000	SalariesExpense,InstAsst-	77,528.00	77,528.00	39,539.28	7,188.96	30,799.76	
11000- 1000- 51100- 1010- 001118- 1714- 00000	SalariesExpense,InstAsstP			20,383.88	3,706.16	24,090.04-	
11000- 1000- 51100- 1020- 001118- 1411- 00000	SalariesExpense,Teachers			60,078.70	10,923.40	71,002.10-	
11000- 1000- 51100- 2000- 001118- 1412- 00000	SalariesExpense,Teachers	274,881.00	274,881.00	103,412.98	18,802.36	152,665.66	
11000- 1000- 51100- 2000- 001118- 1712- 00000	SalariesExpense,InstAsstS	18,168.00	18,168.00	19,602.00	3,564.00	4,998.00-	
11000- 1000- 51100- 4010- 001118- 1413- 00000	SalariesExpense,TeachersE	112,214.00	112,214.00	43,156.52	7,846.64	61,210.84	
11000- 1000- 51100- 4010- 001118- 1416- 00000	SalariesExpense,TeachersO	545,089.00	545,089.00	667,888.54	117,209.35	240,008.89-	
11000- 1000- 51100- 4025- 001118- 1412- 00000	SalariesExpense,Teachers	193,235.00	193,235.00	60,090.58	10,925.56	122,218.86	
11000- 1000- 51200- 1010- 001118- 1411- 00000	OvertimeExpense,Teachers				145.50	145.50-	
11000- 1000- 51200- 1010- 001118- 1711- 00000	OvertimeExpense,InstAsst1				162.32	162.32-	
11000- 1000- 51200- 1010- 001118- 1713- 00000	OvertimeExpense,InstAsst-				438.12	438.12-	
11000- 1000- 51200- 1010- 001118- 1714- 00000	OvertimeExpense,InstAsstP				522.27	522.27-	
11000- 1000- 51300- 1010- 001118- 1411- 00000	AddtnlCompenstn,Teachers	27,000.00	27,000.00	2,200.00	2,014.59	22,785.41	
11000- 1000- 51300- 1010- 001118- 1413- 00000	AddtnlCompenstn,TeachersE				518.88	518.88-	
11000- 1000- 51300- 1010- 001118- 1416- 00000	AddtnlCompenstn,TeachersO	1,500.00	1,500.00			1,500.00	
11000- 1000- 51300- 1010- 001118- 1711- 00000	AddtnlCompenstn,InstAsst1				109.05	109.05-	
11000- 1000- 51300- 1010- 001118- 1713- 00000	AddtnlCompenstn,InstAsst-				54.60	54.60-	
11000- 1000- 51300- 2000- 001118- 1412- 00000	AddtnlCompenstn,Teachers	4,500.00	4,500.00		722.56	3,777.44	
11000- 1000- 51300- 4010- 001118- 1411- 00000	AddtnlCompenstn,Teachers	24,000.00	24,000.00	11,440.00	1,720.00	10,840.00	
11000- 1000- 51300- 4010- 001118- 1416- 00000	AddtnlCompenstn,TeachersO	29,500.00	29,500.00	114,471.00	16,828.34	101,799.34-	
11000- 1000- 51300- 4025- 001118- 1621- 00000	AddtnlCompenstn,Sum/After				901.23	901.23-	
11000- 1000- 51300- 4030- 001118- 1411- 00000	AddtnlCompenstn,Teachers				176,681.49	176,681.49-	
11000- 1000- 51300- 4030- 001118- 1412- 00000	AddtnlCompenstn,Teachers				26,388.03	26,388.03-	
11000- 1000- 51300- 4030- 001118- 1413- 00000	AddtnlCompenstn,TeachersE				37,498.06	37,498.06-	
11000- 1000- 51300- 4030- 001118- 1414- 00000	AddtnlCompenstn,TeachersP				18,055.02	18,055.02-	
11000- 1000- 51300- 4030- 001118- 1711- 00000	AddtnlCompenstn,InstAsst1				2,406.34	2,406.34-	
11000- 1000- 51300- 4030- 001118- 1712- 00000	AddtnlCompenstn,InstAsstS				9,408.99	9,408.99-	
11000- 1000- 51300- 4030- 001118- 1713- 00000	AddtnlCompenstn,InstAsst-				7,301.25	7,301.25-	
11000- 1000- 51300- 4030- 001118- 1714- 00000	AddtnlCompenstn,InstAsstP				7,414.77	7,414.77-	

Selection Grouped by Account Type, Filtered by User Permissions, (Org = 130, Online/Offline = N, Period = 3, UnPosted JEs? = N, Assets and Liabilities? = N, Restricted Accts? = Y, Funds = 1.8, Objct = 5, Obj Digits = 0, Page Break Lvl = )

Balances through 09/30/2022						Fiscal Year 2022/23	
Funds- Func- Obj ct - Pr gm- Locat n- JbCl - Opt nl	Description	Adopted Budget	Revised Budget	Encumbered	Expenditure	Account Balance	
<b>Funds 11000 - Operational, Func 1000 - Instruction (continued)</b>							
11000- 1000- 51300- 4040- 001118- 1411- 00000	AddnlCompenstn, Teachers				322.02	322.02-	
11000- 1000- 52111- 0000- 001118- 1611- 00000	EducRetirement				529.41	529.41-	
11000- 1000- 52111- 0000- 001118- 2000- 00000	EducRetirement	341,367.00	341,367.00			341,367.00	
11000- 1000- 52111- 1010- 001118- 1411- 00000	EducRetirement			79,837.11	14,375.61	94,212.72-	
11000- 1000- 52111- 1010- 001118- 1413- 00000	EducRetirement			25,136.76	4,659.30	29,796.06-	
11000- 1000- 52111- 1010- 001118- 1711- 00000	EducRetirement			3,400.10	969.48	4,369.58-	
11000- 1000- 52111- 1010- 001118- 1713- 00000	EducRetirement			6,781.06	1,317.42	8,098.48-	
11000- 1000- 52111- 1010- 001118- 1714- 00000	EducRetirement			3,495.80	725.17	4,220.97-	
11000- 1000- 52111- 1020- 001118- 1411- 00000	EducRetirement			10,303.48	1,873.36	12,176.84-	
11000- 1000- 52111- 2000- 001118- 1412- 00000	EducRetirement			17,735.30	3,348.52	21,083.82-	
11000- 1000- 52111- 2000- 001118- 1712- 00000	EducRetirement			3,361.82	611.24	3,973.06-	
11000- 1000- 52111- 4010- 001118- 1411- 00000	EducRetirement			1,961.96	294.98	2,256.94-	
11000- 1000- 52111- 4010- 001118- 1413- 00000	EducRetirement			7,401.24	1,345.68	8,746.92-	
11000- 1000- 52111- 4010- 001118- 1416- 00000	EducRetirement			134,174.54	22,987.45	157,161.99-	
11000- 1000- 52111- 4025- 001118- 1412- 00000	EducRetirement			10,305.46	1,873.72	12,179.18-	
11000- 1000- 52111- 4025- 001118- 1621- 00000	EducRetirement				154.56	154.56-	
11000- 1000- 52111- 4030- 001118- 1411- 00000	EducRetirement				30,300.97	30,300.97-	
11000- 1000- 52111- 4030- 001118- 1412- 00000	EducRetirement				4,525.56	4,525.56-	
11000- 1000- 52111- 4030- 001118- 1413- 00000	EducRetirement				6,430.96	6,430.96-	
11000- 1000- 52111- 4030- 001118- 1414- 00000	EducRetirement				3,096.45	3,096.45-	
11000- 1000- 52111- 4030- 001118- 1711- 00000	EducRetirement				412.69	412.69-	
11000- 1000- 52111- 4030- 001118- 1712- 00000	EducRetirement				1,613.64	1,613.64-	
11000- 1000- 52111- 4030- 001118- 1713- 00000	EducRetirement				1,252.17	1,252.17-	
11000- 1000- 52111- 4030- 001118- 1714- 00000	EducRetirement				1,271.65	1,271.65-	
11000- 1000- 52111- 4040- 001118- 1411- 00000	EducRetirement				55.23	55.23-	
11000- 1000- 52112- 0000- 001118- 1611- 00000	ERARetireeHlth				61.74	61.74-	
11000- 1000- 52112- 0000- 001118- 2000- 00000	ERARetireeHlth	39,831.00	39,831.00			39,831.00	
11000- 1000- 52112- 1010- 001118- 1411- 00000	ERARetireeHlth			9,310.40	1,676.42	10,986.82-	
11000- 1000- 52112- 1010- 001118- 1413- 00000	ERARetireeHlth			2,931.28	543.34	3,474.62-	
11000- 1000- 52112- 1010- 001118- 1711- 00000	ERARetireeHlth			396.44	113.06	509.50-	
11000- 1000- 52112- 1010- 001118- 1713- 00000	ERARetireeHlth			790.68	153.62	944.30-	
11000- 1000- 52112- 1010- 001118- 1714- 00000	ERARetireeHlth			407.66	84.57	492.23-	
11000- 1000- 52112- 1020- 001118- 1411- 00000	ERARetireeHlth			1,201.64	218.48	1,420.12-	
11000- 1000- 52112- 2000- 001118- 1412- 00000	ERARetireeHlth			2,068.22	390.50	2,458.72-	
11000- 1000- 52112- 2000- 001118- 1712- 00000	ERARetireeHlth			392.04	71.28	463.32-	
11000- 1000- 52112- 4010- 001118- 1411- 00000	ERARetireeHlth			228.80	34.41	263.21-	

Selection Grouped by Account Type, Filtered by User Permissions, (Org = 130, Online/Offline = N, Period = 3, UnPosted JEs? = N, Assets and Liabilities? = N, Restricted Accts? = Y, Funds = 1.8, Objct = 5, Obj Digits = 0, Page Break Lvl = )

Balances through 09/30/2022						Fiscal Year 2022/23	
Funds- Func- Obj ct - Pr gm- Locat n- JbCl - Opt nl	Description	Adopted Budget	Revised Budget	Encumbered	Expenditure	Account Balance	
<b>Funds 11000 - Operational, Func 1000 - Instruction (continued)</b>							
11000- 1000- 52112- 4010- 001118- 1413- 00000	ERARetireeHlth			863.06	156.92	1,019.98-	
11000- 1000- 52112- 4010- 001118- 1416- 00000	ERARetireeHlth			15,647.60	2,680.79	18,328.39-	
11000- 1000- 52112- 4025- 001118- 1412- 00000	ERARetireeHlth			1,201.86	218.52	1,420.38-	
11000- 1000- 52112- 4025- 001118- 1621- 00000	ERARetireeHlth				18.04	18.04-	
11000- 1000- 52112- 4030- 001118- 1411- 00000	ERARetireeHlth				3,533.66	3,533.66-	
11000- 1000- 52112- 4030- 001118- 1412- 00000	ERARetireeHlth				527.75	527.75-	
11000- 1000- 52112- 4030- 001118- 1413- 00000	ERARetireeHlth				750.02	750.02-	
11000- 1000- 52112- 4030- 001118- 1414- 00000	ERARetireeHlth				361.11	361.11-	
11000- 1000- 52112- 4030- 001118- 1711- 00000	ERARetireeHlth				48.12	48.12-	
11000- 1000- 52112- 4030- 001118- 1712- 00000	ERARetireeHlth				188.19	188.19-	
11000- 1000- 52112- 4030- 001118- 1713- 00000	ERARetireeHlth				146.04	146.04-	
11000- 1000- 52112- 4030- 001118- 1714- 00000	ERARetireeHlth				148.29	148.29-	
11000- 1000- 52112- 4040- 001118- 1411- 00000	ERARetireeHlth				6.44	6.44-	
11000- 1000- 52210- 0000- 001118- 1611- 00000	FICA Payments				191.46	191.46-	
11000- 1000- 52210- 0000- 001118- 2000- 00000	FICA Payments	123,421.00	123,421.00			123,421.00	
11000- 1000- 52210- 1010- 001118- 1411- 00000	FICA Payments			23,595.78	4,855.24	28,451.02-	
11000- 1000- 52210- 1010- 001118- 1413- 00000	FICA Payments			8,632.88	1,622.30	10,255.18-	
11000- 1000- 52210- 1010- 001118- 1711- 00000	FICA Payments			1,114.48	334.27	1,448.75-	
11000- 1000- 52210- 1010- 001118- 1713- 00000	FICA Payments			2,314.12	456.82	2,770.94-	
11000- 1000- 52210- 1010- 001118- 1714- 00000	FICA Payments			1,246.89	259.75	1,506.64-	
11000- 1000- 52210- 1020- 001118- 1411- 00000	FICA Payments			3,724.82	677.24	4,402.06-	
11000- 1000- 52210- 2000- 001118- 1412- 00000	FICA Payments			2,533.95	469.10	3,003.05-	
11000- 1000- 52210- 2000- 001118- 1712- 00000	FICA Payments			1,215.28	220.96	1,436.24-	
11000- 1000- 52210- 4010- 001118- 1411- 00000	FICA Payments			709.28	106.64	815.92-	
11000- 1000- 52210- 4010- 001118- 1413- 00000	FICA Payments			2,404.74	448.17	2,852.91-	
11000- 1000- 52210- 4010- 001118- 1416- 00000	FICA Payments			46,472.59	8,048.71	54,521.30-	
11000- 1000- 52210- 4025- 001118- 1621- 00000	FICA Payments				22.06	22.06-	
11000- 1000- 52210- 4030- 001118- 1411- 00000	FICA Payments				10,954.28	10,954.28-	
11000- 1000- 52210- 4030- 001118- 1412- 00000	FICA Payments				430.53	430.53-	
11000- 1000- 52210- 4030- 001118- 1413- 00000	FICA Payments				2,324.88	2,324.88-	
11000- 1000- 52210- 4030- 001118- 1414- 00000	FICA Payments				1,119.45	1,119.45-	
11000- 1000- 52210- 4030- 001118- 1711- 00000	FICA Payments				149.19	149.19-	
11000- 1000- 52210- 4030- 001118- 1712- 00000	FICA Payments				583.35	583.35-	
11000- 1000- 52210- 4030- 001118- 1713- 00000	FICA Payments				452.67	452.67-	
11000- 1000- 52210- 4030- 001118- 1714- 00000	FICA Payments				459.72	459.72-	
11000- 1000- 52210- 4040- 001118- 1411- 00000	FICA Payments				19.97	19.97-	

Selection Grouped by Account Type, Filtered by User Permissions, (Org = 130, Online/Offline = N, Period = 3, UnPosted JEs? = N, Assets and Liabilities? = N, Restricted Accts? = Y, Funds = 1.8, Objct = 5, Obj Digits = 0, Page Break Lvl = )



Balances through 09/30/2022						Fiscal Year 2022/23	
Funds- Func- Obj ct - Pr gm- Locat n- JbCl - Opt nl	Description	Adopted Budget	Revised Budget	Encumbered	Expenditure	Account Balance	
<b>Funds 11000 - Operational, Func 1000 - Instruction (continued)</b>							
11000- 1000- 52220- 0000- 001118- 1611- 00000	MedicarePaymnts				44.85	44.85-	
11000- 1000- 52220- 0000- 001118- 2000- 00000	MedicarePaymnts	28,881.00	28,881.00			28,881.00	
11000- 1000- 52220- 1010- 001118- 1411- 00000	MedicarePaymnts			5,518.28	1,135.47	6,653.75-	
11000- 1000- 52220- 1010- 001118- 1413- 00000	MedicarePaymnts			2,019.12	379.40	2,398.52-	
11000- 1000- 52220- 1010- 001118- 1711- 00000	MedicarePaymnts			260.66	78.17	338.83-	
11000- 1000- 52220- 1010- 001118- 1713- 00000	MedicarePaymnts			541.19	106.83	648.02-	
11000- 1000- 52220- 1010- 001118- 1714- 00000	MedicarePaymnts			291.68	60.75	352.43-	
11000- 1000- 52220- 1020- 001118- 1411- 00000	MedicarePaymnts			871.20	158.40	1,029.60-	
11000- 1000- 52220- 2000- 001118- 1412- 00000	MedicarePaymnts			592.56	109.70	702.26-	
11000- 1000- 52220- 2000- 001118- 1712- 00000	MedicarePaymnts			284.24	51.68	335.92-	
11000- 1000- 52220- 4010- 001118- 1411- 00000	MedicarePaymnts			165.88	24.95	190.83-	
11000- 1000- 52220- 4010- 001118- 1413- 00000	MedicarePaymnts			562.47	104.82	667.29-	
11000- 1000- 52220- 4010- 001118- 1416- 00000	MedicarePaymnts			10,868.11	1,882.34	12,750.45-	
11000- 1000- 52220- 4025- 001118- 1621- 00000	MedicarePaymnts				5.15	5.15-	
11000- 1000- 52220- 4030- 001118- 1411- 00000	MedicarePaymnts				2,561.95	2,561.95-	
11000- 1000- 52220- 4030- 001118- 1412- 00000	MedicarePaymnts				100.68	100.68-	
11000- 1000- 52220- 4030- 001118- 1413- 00000	MedicarePaymnts				543.75	543.75-	
11000- 1000- 52220- 4030- 001118- 1414- 00000	MedicarePaymnts				261.81	261.81-	
11000- 1000- 52220- 4030- 001118- 1711- 00000	MedicarePaymnts				34.90	34.90-	
11000- 1000- 52220- 4030- 001118- 1712- 00000	MedicarePaymnts				136.41	136.41-	
11000- 1000- 52220- 4030- 001118- 1713- 00000	MedicarePaymnts				105.85	105.85-	
11000- 1000- 52220- 4030- 001118- 1714- 00000	MedicarePaymnts				107.51	107.51-	
11000- 1000- 52220- 4040- 001118- 1411- 00000	MedicarePaymnts				4.67	4.67-	
11000- 1000- 52311- 0000- 001118- 2000- 00000	Hth&MedPremiums	75,963.00	75,963.00			75,963.00	
11000- 1000- 52311- 1010- 001118- 1411- 00000	Hth&MedPremiums			29,964.48	3,703.28	33,667.76-	
11000- 1000- 52311- 1010- 001118- 1413- 00000	Hth&MedPremiums			10,308.69	981.79	11,290.48-	
11000- 1000- 52311- 1010- 001118- 1711- 00000	Hth&MedPremiums			3,292.80	320.29	3,613.09-	
11000- 1000- 52311- 1010- 001118- 1713- 00000	Hth&MedPremiums			3,292.80	315.63	3,608.43-	
11000- 1000- 52311- 4010- 001118- 0000- 00000	Hth&MedPremiums			17,627.61	485.98	18,113.59-	
11000- 1000- 52311- 4010- 001118- 1413- 00000	Hth&MedPremiums			6,382.11	1,204.96	7,587.07-	
11000- 1000- 52311- 4010- 001118- 1416- 00000	Hth&MedPremiums			29,243.34	4,858.63	34,101.97-	
11000- 1000- 52311- 4025- 001118- 1412- 00000	Hth&MedPremiums				131.29	131.29-	
11000- 1000- 52312- 0000- 001118- 0000- 00000	Life				10.52-	10.52	
11000- 1000- 52312- 0000- 001118- 2000- 00000	Life	1,984.00	1,984.00			1,984.00	
11000- 1000- 52312- 1010- 001118- 1411- 00000	Life			497.07	115.72	612.79-	
11000- 1000- 52312- 1010- 001118- 1413- 00000	Life			165.69	18.41	184.10-	

Selection Grouped by Account Type, Filtered by User Permissions, (Org = 130, Online/Offline = N, Period = 3, UnPosted JEs? = N, Assets and Liabilities? = N, Restricted Accts? = Y, Funds = 1.8, Objct = 5, Obj Digits = 0, Page Break Lvl = )

Balances through 09/30/2022						Fiscal Year 2022/23	
Funds- Func- Obj ct - Pr gm- Locat n- JbCl - Opt nl	Description	Adopted Budget	Revised Budget	Encumbered	Expenditure	Account Balance	
<b>Funds 11000 - Operational, Func 1000 - Instruction (continued)</b>							
11000- 1000- 52312- 1010- 001118- 1711- 00000	Life			55.23	18.41	73.64-	
11000- 1000- 52312- 1010- 001118- 1713- 00000	Life			110.46	13.15	123.61-	
11000- 1000- 52312- 1010- 001118- 1714- 00000	Life			55.23	5.26	60.49-	
11000- 1000- 52312- 1020- 001118- 1411- 00000	Life			55.23	5.26	60.49-	
11000- 1000- 52312- 2000- 001118- 1412- 00000	Life			110.46	10.52	120.98-	
11000- 1000- 52312- 2000- 001118- 1712- 00000	Life			55.23	5.26-	49.97-	
11000- 1000- 52312- 4010- 001118- 1413- 00000	Life			55.23	7.89	63.12-	
11000- 1000- 52312- 4010- 001118- 1416- 00000	Life			707.07	85.23	792.30-	
11000- 1000- 52312- 4025- 001118- 1412- 00000	Life			55.23	5.26	60.49-	
11000- 1000- 52313- 0000- 001118- 2000- 00000	Dental	4,551.00	4,551.00			4,551.00	
11000- 1000- 52313- 1010- 001118- 1411- 00000	Dental			1,422.33	143.96	1,566.29-	
11000- 1000- 52313- 1010- 001118- 1413- 00000	Dental			620.54	32.66	653.20-	
11000- 1000- 52313- 1010- 001118- 1711- 00000	Dental			97.86	4.66	102.52-	
11000- 1000- 52313- 1010- 001118- 1713- 00000	Dental			681.66	60.64	742.30-	
11000- 1000- 52313- 1010- 001118- 1714- 00000	Dental			342.93	32.67	375.60-	
11000- 1000- 52313- 2000- 001118- 1412- 00000	Dental			180.18	17.16	197.34-	
11000- 1000- 52313- 4010- 001118- 0000- 00000	Dental			617.40	32.68	650.08-	
11000- 1000- 52313- 4010- 001118- 1413- 00000	Dental			171.78	24.54	196.32-	
11000- 1000- 52313- 4010- 001118- 1416- 00000	Dental			1,331.40	202.29	1,533.69-	
11000- 1000- 52313- 4025- 001118- 1412- 00000	Dental				5.72	5.72-	
11000- 1000- 52314- 0000- 001118- 2000- 00000	Vision	836.00	836.00			836.00	
11000- 1000- 52314- 1010- 001118- 1411- 00000	Vision			194.67	20.25	214.92-	
11000- 1000- 52314- 1010- 001118- 1413- 00000	Vision			66.15	6.29	72.44-	
11000- 1000- 52314- 1010- 001118- 1711- 00000	Vision			42.63	2.03	44.66-	
11000- 1000- 52314- 1010- 001118- 1713- 00000	Vision			139.23	10.52	149.75-	
11000- 1000- 52314- 1010- 001118- 1714- 00000	Vision			66.15	6.30	72.45-	
11000- 1000- 52314- 2000- 001118- 1412- 00000	Vision			39.48	3.76	43.24-	
11000- 1000- 52314- 4010- 001118- 0000- 00000	Vision			119.07	6.32	125.39-	
11000- 1000- 52314- 4010- 001118- 1416- 00000	Vision			283.71	34.39	318.10-	
11000- 1000- 52315- 0000- 001118- 2000- 00000	Disability	1,675.00	1,675.00			1,675.00	
11000- 1000- 52315- 1010- 001118- 1411- 00000	Disability			321.51	31.49	353.00-	
11000- 1000- 52315- 2000- 001118- 1412- 00000	Disability			126.74	12.07	138.81-	
11000- 1000- 52315- 4010- 001118- 1416- 00000	Disability			651.11	61.76	712.87-	
11000- 1000- 52315- 4025- 001118- 1412- 00000	Disability				5.10	5.10-	
11000- 1000- 52500- 0000- 001118- 1611- 00000	UnemploymntComp				10.13	10.13-	
11000- 1000- 52500- 0000- 001118- 2000- 00000	UnemploymntComp	3,132.00	3,132.00			3,132.00	

Selection Grouped by Account Type, Filtered by User Permissions, (Org = 130, Online/Offline = N, Period = 3, UnPosted JEs? = N, Assets and Liabilities? = N, Restricted Accts? = Y, Funds = 1.8, Objct = 5, Obj Digits = 0, Page Break Lvl = )

Balances through 09/30/2022						Fiscal Year 2022/23	
Funds- Func- Obj ct - Pr gm- Locat n- JbCl - Opt nl	Description	Adopted Budget	Revised Budget	Encumbered	Expenditure	Account Balance	
<b>Funds 11000 - Operational, Func 1000 - Instruction (continued)</b>							
11000- 1000- 52500- 1010- 001118- 1411- 00000	UnemploymntComp			833.07	106.79	939.86-	
11000- 1000- 52500- 1010- 001118- 1413- 00000	UnemploymntComp			299.70	25.88	325.58-	
11000- 1000- 52500- 1010- 001118- 1711- 00000	UnemploymntComp			65.34	18.65	83.99-	
11000- 1000- 52500- 1010- 001118- 1713- 00000	UnemploymntComp			130.46	25.35	155.81-	
11000- 1000- 52500- 1010- 001118- 1714- 00000	UnemploymntComp			67.32	13.96	81.28-	
11000- 1000- 52500- 2000- 001118- 1712- 00000	UnemploymntComp			64.68	11.76	76.44-	
11000- 1000- 52500- 4010- 001118- 1413- 00000	UnemploymntComp			133.48	25.88	159.36-	
11000- 1000- 52500- 4010- 001118- 1416- 00000	UnemploymntComp			1,447.15	95.88	1,543.03-	
11000- 1000- 52500- 4025- 001118- 1621- 00000	UnemploymntComp				.25	.25-	
11000- 1000- 52500- 4030- 001118- 1411- 00000	UnemploymntComp				122.61	122.61-	
11000- 1000- 52500- 4030- 001118- 1413- 00000	UnemploymntComp				45.84	45.84-	
11000- 1000- 52500- 4030- 001118- 1711- 00000	UnemploymntComp				7.94	7.94-	
11000- 1000- 52500- 4030- 001118- 1712- 00000	UnemploymntComp				31.02	31.02-	
11000- 1000- 52500- 4030- 001118- 1713- 00000	UnemploymntComp				24.09	24.09-	
11000- 1000- 52500- 4030- 001118- 1714- 00000	UnemploymntComp				24.47	24.47-	
11000- 1000- 52710- 0000- 001118- 1611- 00000	WorkersCompPrem				382.00	382.00-	
11000- 1000- 52710- 0000- 001118- 2000- 00000	WorkersCompPrem	33,899.00	33,899.00			33,899.00	
11000- 1000- 52710- 1010- 001118- 1411- 00000	WorkersCompPrem				6,866.00	6,866.00-	
11000- 1000- 52710- 1010- 001118- 1413- 00000	WorkersCompPrem				908.00	908.00-	
11000- 1000- 52710- 1010- 001118- 1713- 00000	WorkersCompPrem				1,381.00	1,381.00-	
11000- 1000- 52710- 2000- 001118- 1412- 00000	WorkersCompPrem				4,894.00	4,894.00-	
11000- 1000- 52710- 2000- 001118- 1712- 00000	WorkersCompPrem				324.00	324.00-	
11000- 1000- 52710- 4010- 001118- 1413- 00000	WorkersCompPrem				1,998.00	1,998.00-	
11000- 1000- 52710- 4010- 001118- 1416- 00000	WorkersCompPrem				5,705.00	5,705.00-	
11000- 1000- 52710- 4025- 001118- 1412- 00000	WorkersCompPrem				1,610.00	1,610.00-	
11000- 1000- 52720- 0000- 001118- 2000- 00000	WorkrsCompERFee	348.00	348.00			348.00	
11000- 1000- 52720- 1010- 001118- 1411- 00000	WorkrsCompERFee			6.90	23.00	29.90-	
11000- 1000- 52720- 1010- 001118- 1413- 00000	WorkrsCompERFee			6.90	6.90	13.80-	
11000- 1000- 52720- 1010- 001118- 1711- 00000	WorkrsCompERFee				2.30	2.30-	
11000- 1000- 52720- 1010- 001118- 1713- 00000	WorkrsCompERFee				4.60	4.60-	
11000- 1000- 52720- 1010- 001118- 1714- 00000	WorkrsCompERFee				2.30	2.30-	
11000- 1000- 52720- 1020- 001118- 1411- 00000	WorkrsCompERFee				2.30	2.30-	
11000- 1000- 52720- 2000- 001118- 1412- 00000	WorkrsCompERFee				4.60	4.60-	
11000- 1000- 52720- 2000- 001118- 1712- 00000	WorkrsCompERFee				2.30	2.30-	
11000- 1000- 52720- 4010- 001118- 1413- 00000	WorkrsCompERFee				2.30	2.30-	
11000- 1000- 52720- 4010- 001118- 1416- 00000	WorkrsCompERFee			6.90	29.44	36.34-	

Selection Grouped by Account Type, Filtered by User Permissions, (Org = 130, Online/Offline = N, Period = 3, UnPosted JEs? = N, Assets and Liabilities? = N, Restricted Accts? = Y, Funds = 1.8, Objct = 5, Obj Digits = 0, Page Break Lvl = )

Balances through 09/30/2022						Fiscal Year 2022/23	
Funds- Func- Obj ct - Pr gm- Locat n- Jb Cl - Opt nl	Description	Adopted Budget	Revised Budget	Encumbered	Expenditure	Account Balance	
<b>Funds 11000 - Operational, Func 1000 - Instruction (continued)</b>							
11000- 1000- 52720- 4025- 001118- 1412- 00000	WorkrsCompERFee				2.30	2.30-	
11000- 1000- 53300- 1010- 001118- 0000- 00000	ProfDevRollup			3,001.68		3,001.68-	
11000- 1000- 53330- 1010- 001118- 0000- 00000	ProfessDevelop	8,100.00	8,100.00	3,253.48	146.00	4,700.52	
11000- 1000- 53711- 1010- 001118- 0000- 00000	Other Charges	500.00	500.00	2,354.00		1,854.00-	
11000- 1000- 53711- 9000- 001118- 0000- 00000	Other Charges			1,300.00		1,300.00-	
11000- 1000- 55817- 1010- 001118- 0000- 00000	Student Travel	2,000.00	2,000.00	225.00		1,775.00	
11000- 1000- 55819- 0000- 001118- 0000- 00000	EmpTravTeachers			100.00		100.00-	
11000- 1000- 55819- 1010- 001118- 0000- 00000	EmpTravTeachers	1,000.00	1,000.00	1,005.60		5.60-	
11000- 1000- 55915- 1010- 001118- 0000- 00000	OthContractSvcs	59,800.00	59,800.00	49,090.92	10,909.08	200.00-	
11000- 1000- 56112- 1010- 001118- 0000- 00000	Other Textbooks	90,945.00	90,945.00	495.00		90,450.00	
11000- 1000- 56113- 1010- 001118- 0000- 00000	Software	43,495.00	43,495.00	29,902.78	7,975.00	5,617.22	
11000- 1000- 56118- 1010- 001118- 0000- 00000	GenSuppliesMats	35,000.00	35,290.00	22,760.90	23,219.34	10,690.24-	
11000- 1000- 56119- 1010- 001118- 0000- 00000	SupAst<5K	2,000.00	2,000.00		13,282.00	11,282.00-	
11000- 1000- 57331- 1010- 001118- 0000- 00000	FixedAssets>\$5k	287,170.00	287,170.00			287,170.00	
11000- 1000- 57331- 4030- 001118- 0000- 00000	FixedAssets>\$5k	325,000.00	325,000.00			325,000.00	
11000- 1000- 57331- 4040- 001118- 0000- 00000	FixedAssets>\$5k	105,000.00	105,000.00			105,000.00	
<b>Total for Func 1000 and Expense accounts</b>		<b>3,606,235.00</b>	<b>3,606,525.00</b>	<b>2,453,357.08</b>	<b>858,224.36</b>	<b>294,943.56</b>	
<b>Funds 11000 - Operational, Func 2000 - SupportServices</b>							
11000- 2000- 53330- 1010- 001118- 0000- 00000	ProfessDevelop				495.00	495.00-	
<b>Total for Func 2000 and Expense accounts</b>		<b>.00</b>	<b>.00</b>	<b>.00</b>	<b>495.00</b>	<b>495.00-</b>	
<b>Funds 11000 - Operational, Func 2100 - SuppSvcsStudnts</b>							
11000- 2100- 51100- 0000- 001118- 1216- 00000	SalariesExpense,HealthAss			28,305.69	6,739.45	35,045.14-	
11000- 2100- 51100- 2000- 001118- 1211- 00000	SalariesExpense,CoordSubS			68,654.04	16,346.20	85,000.24-	
11000- 2100- 51100- 4025- 001118- 1214- 00000	SalariesExpense,Couns-Soc	55,193.00	55,193.00	51,628.28	9,386.96	5,822.24-	
11000- 2100- 51200- 0000- 001118- 1216- 00000	OvertimeExpense,HealthAss				2,892.13	2,892.13-	
11000- 2100- 51300- 0000- 001118- 1216- 00000	AddtnlCompenstn,HealthAss				166.88	166.88-	
11000- 2100- 51300- 4025- 001118- 1214- 00000	AddtnlCompenstn,Couns-Soc				2,109.27	2,109.27-	
11000- 2100- 51300- 4030- 001118- 1214- 00000	AddtnlCompenstn,Couns-Soc				8,333.01	8,333.01-	
11000- 2100- 52111- 0000- 001118- 1216- 00000	EducRetirement			4,854.36	1,680.45	6,534.81-	
11000- 2100- 52111- 0000- 001118- 2000- 00000	EducRetirement	9,466.00	9,466.00			9,466.00	
11000- 2100- 52111- 2000- 001118- 1211- 00000	EducRetirement			11,774.07	2,803.35	14,577.42-	
11000- 2100- 52111- 4025- 001118- 1214- 00000	EducRetirement			8,854.34	1,971.62	10,825.96-	
11000- 2100- 52111- 4030- 001118- 1214- 00000	EducRetirement				1,429.10	1,429.10-	
11000- 2100- 52112- 0000- 001118- 1216- 00000	ERARetireeHlth			566.16	195.98	762.14-	
11000- 2100- 52112- 0000- 001118- 2000- 00000	ERARetireeHlth	1,104.00	1,104.00			1,104.00	
11000- 2100- 52112- 2000- 001118- 1211- 00000	ERARetireeHlth			1,372.98	326.90	1,699.88-	
Selection Grouped by Account Type, Filtered by User Permissions, (Org = 130, Online/Offline = N, Period = 3, UnPosted JEs? = N, Assets and Liabilities? = N, Restricted Accts? = Y, Funds = 1.8, Objct = 5, Obj Digits = 0, Page Break Lvl = )						SCHOOLABILITY	

Balances through 09/30/2022						Fiscal Year 2022/23	
Funds- Func- Obj ct - Pr gm- Locat n- JbCl - Opt nl	Description	Adopted Budget	Revised Budget	Encumbered	Expenditure	Account Balance	
<b>Funds 11000 - Operational, Func 2100 - SuppSvcsStudnts (continued)</b>							
11000- 2100- 52112- 4025- 001118- 1214- 00000	ERARetireeHlth			1,032.46	229.91	1,262.37-	
11000- 2100- 52112- 4030- 001118- 1214- 00000	ERARetireeHlth				166.67	166.67-	
11000- 2100- 52210- 0000- 001118- 1216- 00000	FICA Payments			1,574.57	574.48	2,149.05-	
11000- 2100- 52210- 0000- 001118- 2000- 00000	FICA Payments	3,422.00	3,422.00			3,422.00	
11000- 2100- 52210- 2000- 001118- 1211- 00000	FICA Payments			4,256.49	1,013.45	5,269.94-	
11000- 2100- 52210- 4025- 001118- 1214- 00000	FICA Payments			2,897.94	672.67	3,570.61-	
11000- 2100- 52210- 4030- 001118- 1214- 00000	FICA Payments				516.65	516.65-	
11000- 2100- 52220- 0000- 001118- 1216- 00000	MedicarePaymnts			368.34	134.35	502.69-	
11000- 2100- 52220- 0000- 001118- 2000- 00000	MedicarePaymnts	801.00	801.00			801.00	
11000- 2100- 52220- 2000- 001118- 1211- 00000	MedicarePaymnts			995.40	237.00	1,232.40-	
11000- 2100- 52220- 4025- 001118- 1214- 00000	MedicarePaymnts			677.77	157.32	835.09-	
11000- 2100- 52220- 4030- 001118- 1214- 00000	MedicarePaymnts				120.83	120.83-	
11000- 2100- 52311- 0000- 001118- 1216- 00000	Hth&MedPremiums			4,174.60	844.10	5,018.70-	
11000- 2100- 52311- 0000- 001118- 2000- 00000	Hth&MedPremiums	5,845.00	5,845.00			5,845.00	
11000- 2100- 52311- 4025- 001118- 1214- 00000	Hth&MedPremiums			5,420.52	516.25	5,936.77-	
11000- 2100- 52312- 0000- 001118- 1216- 00000	Life			52.60	10.52	63.12-	
11000- 2100- 52312- 0000- 001118- 2000- 00000	Life	57.00	57.00			57.00	
11000- 2100- 52312- 2000- 001118- 1211- 00000	Life			52.60	10.52	63.12-	
11000- 2100- 52312- 4025- 001118- 1214- 00000	Life			55.23	5.26	60.49-	
11000- 2100- 52313- 0000- 001118- 1216- 00000	Dental			186.00	37.20	223.20-	
11000- 2100- 52313- 0000- 001118- 2000- 00000	Dental	206.00	206.00			206.00	
11000- 2100- 52313- 4025- 001118- 1214- 00000	Dental			180.18	17.16	197.34-	
11000- 2100- 52314- 0000- 001118- 1216- 00000	Vision			37.60	7.82	45.42-	
11000- 2100- 52314- 0000- 001118- 2000- 00000	Vision	46.00	46.00			46.00	
11000- 2100- 52314- 4025- 001118- 1214- 00000	Vision			39.48	3.76	43.24-	
11000- 2100- 52315- 0000- 001118- 1216- 00000	Disability			74.90	14.98	89.88-	
11000- 2100- 52315- 0000- 001118- 2000- 00000	Disability	176.00	176.00			176.00	
11000- 2100- 52315- 2000- 001118- 1211- 00000	Disability			175.80	35.16	210.96-	
11000- 2100- 52315- 4025- 001118- 1214- 00000	Disability			153.83	14.65	168.48-	
11000- 2100- 52500- 0000- 001118- 1216- 00000	UnemploymntComp			66.75	19.07	85.82-	
11000- 2100- 52500- 0000- 001118- 2000- 00000	UnemploymntComp	90.00	90.00			90.00	
11000- 2100- 52710- 0000- 001118- 2000- 00000	WorkersCompPrem	983.00	983.00			983.00	
11000- 2100- 52710- 4025- 001118- 1214- 00000	WorkersCompPrem				983.00	983.00-	
11000- 2100- 52720- 0000- 001118- 1216- 00000	WorkrsCompERFee				2.30	2.30-	
11000- 2100- 52720- 0000- 001118- 2000- 00000	WorkrsCompERFee	10.00	10.00			10.00	
11000- 2100- 52720- 2000- 001118- 1211- 00000	WorkrsCompERFee				2.30	2.30-	

Selection Grouped by Account Type, Filtered by User Permissions, (Org = 130, Online/Offline = N, Period = 3, UnPosted JEs? = N, Assets and Liabilities? = N, Restricted Accts? = Y, Funds = 1.8, Objct = 5, Obj Digits = 0, Page Break Lvl = )

Balances through 09/30/2022						Fiscal Year 2022/23	
Funds - Func - Obj ct - Pr gm - Locat n - Jb Cl - Opt nl	Description	Adopted Budget	Revised Budget	Encumbered	Expenditure	Account Balance	
<b>Funds 11000 - Operational, Func 2100 - SuppSvcsStudnts (continued)</b>							
11000-2100-52720-4025-001118-1214-00000	WorkrsCompERFee				2.30	2.30-	
11000-2100-53211-2000-001118-0000-00000	DiagsContracted	15,853.00	15,853.00	14,850.41	2,587.59	1,585.00-	
11000-2100-53212-2000-001118-0000-00000	SpeechThrpsCont	25,000.00	25,000.00	9,261.96	10,742.40	4,995.64	
11000-2100-53213-2000-001118-0000-00000	OccThrpstCont	27,000.00	27,000.00	23,913.67	2,486.33	600.00	
11000-2100-53215-2000-001118-0000-00000	PsycholgtsCont				8,810.01	8,810.01-	
11000-2100-53414-0000-001118-0000-00000	OthProfTechSvcs	3,900.00	3,900.00			3,900.00	
11000-2100-53414-2000-001118-0000-00000	OthProfTechSvcs				1,281.21	1,281.21-	
11000-2100-53711-0000-001118-0000-00000	Other Charges	500.00	500.00			500.00	
11000-2100-55915-0000-001118-0000-00000	OthContractSvcs	5,500.00	5,500.00	65.00		5,435.00	
11000-2100-55915-4025-001118-0000-00000	OthContractSvcs	59,880.00	59,880.00			59,880.00	
11000-2100-56118-0000-001118-0000-00000	GenSuppliesMats	15,000.00	15,000.00			15,000.00	
11000-2100-56118-4025-001118-0000-00000	GenSuppliesMats	2,500.00	2,500.00	285.97		2,214.03	
11000-2100-57331-0000-001118-0000-00000	FixedAssets>\$5k			10,000.00		10,000.00-	
<b>Total for Func 2100 and Expense accounts</b>		<b>232,532.00</b>	<b>232,532.00</b>	<b>256,859.99</b>	<b>86,638.52</b>	<b>110,966.51-</b>	
<b>Funds 11000 - Operational, Func 2130 - Health Svcs</b>							
11000-2130-53400-0000-001118-0000-00000	OtherProfSvcs			1,294.88		1,294.88-	
<b>Total for Func 2130 and Expense accounts</b>		<b>.00</b>	<b>.00</b>	<b>1,294.88</b>	<b>.00</b>	<b>1,294.88-</b>	
<b>Funds 11000 - Operational, Func 2200 - Suppt Svcs Inst</b>							
11000-2200-56113-0000-001118-0000-00000	Software			2,937.50	13,132.05	16,069.55-	
<b>Total for Func 2200 and Expense accounts</b>		<b>.00</b>	<b>.00</b>	<b>2,937.50</b>	<b>13,132.05</b>	<b>16,069.55-</b>	
<b>Funds 11000 - Operational, Func 2300 - SupptSvcs-Admin</b>							
11000-2300-51100-0000-001118-1111-00000	SalariesExpense,Superinte	118,952.00	118,952.00	98,461.60	29,538.48	9,048.08-	
11000-2300-52111-0000-001118-1111-00000	EducRetirement			16,886.20	5,065.86	21,952.06-	
11000-2300-52111-0000-001118-2000-00000	EducRetirement	20,401.00	20,401.00			20,401.00	
11000-2300-52112-0000-001118-1111-00000	ERARetireeHlth			1,969.20	590.76	2,559.96-	
11000-2300-52112-0000-001118-2000-00000	ERARetireeHlth	2,380.00	2,380.00			2,380.00	
11000-2300-52210-0000-001118-1111-00000	FICA Payments			5,525.54	1,682.12	7,207.66-	
11000-2300-52210-0000-001118-2000-00000	FICA Payments	7,376.00	7,376.00			7,376.00	
11000-2300-52220-0000-001118-1111-00000	MedicarePaymnts			1,292.23	393.39	1,685.62-	
11000-2300-52220-0000-001118-2000-00000	MedicarePaymnts	1,725.00	1,725.00			1,725.00	
11000-2300-52311-0000-001118-1111-00000	Hth&MedPremiums			12,463.05	3,167.49	15,630.54-	
11000-2300-52311-0000-001118-2000-00000	Hth&MedPremiums	14,845.00	14,845.00			14,845.00	
11000-2300-52312-0000-001118-1111-00000	Life			49.97	13.15	63.12-	
11000-2300-52312-0000-001118-2000-00000	Life	57.00	57.00			57.00	
11000-2300-52313-0000-001118-1111-00000	Dental			487.54	128.30	615.84-	
Selection Grouped by Account Type, Filtered by User Permissions, (Org = 130, Online/Offline = N, Period = 3, UnPosted JEs? = N, Assets and Liabilities? = N, Restricted Accts? = Y, Funds = 1.8, Objct = 5, Obj Digits = 0, Page Break Lvl = )							

Balances through 09/30/2022						Fiscal Year 2022/23	
Funds- Func- Obj ct - Pr gm- Locat n- Jb Cl - Opt nl	Description	Adopted Budget	Revised Budget	Encumbered	Expenditure	Account Balance	
<b>Funds 11000 - Operational, Func 2300 - SupptSvcs-Admin (continued)</b>							
11000- 2300- 52313- 0000- 001118- 2000- 00000	Dental	616.00	616.00			616.00	
11000- 2300- 52314- 0000- 001118- 1111- 00000	Vision			80.56	21.20	101.76-	
11000- 2300- 52314- 0000- 001118- 2000- 00000	Vision	102.00	102.00			102.00	
11000- 2300- 52500- 0000- 001118- 1111- 00000	UnemploymntComp			94.73		94.73-	
11000- 2300- 52500- 0000- 001118- 2000- 00000	UnemploymntComp	90.00	90.00			90.00	
11000- 2300- 52710- 0000- 001118- 1111- 00000	WorkersCompPrem				2,118.00	2,118.00-	
11000- 2300- 52710- 0000- 001118- 2000- 00000	WorkersCompPrem	2,118.00	2,118.00			2,118.00	
11000- 2300- 52720- 0000- 001118- 1111- 00000	WorkrsCompERFee			6.90	2.30	9.20-	
11000- 2300- 52720- 0000- 001118- 2000- 00000	WorkrsCompERFee	10.00	10.00			10.00	
11000- 2300- 53411- 0000- 001118- 0000- 00000	Auditing	15,000.00	15,000.00			15,000.00	
11000- 2300- 53413- 0000- 001118- 0000- 00000	Legal	32,363.00	32,363.00	30,211.50	8,084.38	5,932.88-	
11000- 2300- 53711- 0000- 001118- 0000- 00000	Other Charges	500.00	500.00			500.00	
11000- 2300- 55812- 0000- 001118- 0000- 00000	Board Training	2,500.00	2,500.00			2,500.00	
<b>Total for Func 2300 and Expense accounts</b>		<b>219,035.00</b>	<b>219,035.00</b>	<b>167,529.02</b>	<b>50,805.43</b>	<b>700.55</b>	
<b>Funds 11000 - Operational, Func 2400 - SupSvcsSchAdmin</b>							
11000- 2400- 51100- 0000- 001118- 1112- 00000	SalariesExpense,Principal	74,984.00	74,984.00	68,654.04	16,346.20	10,016.24-	
11000- 2400- 51100- 0000- 001118- 1217- 00000	SalariesExpense,SecClerTe	93,258.00	93,258.00	60,031.02	15,141.03	18,085.95	
11000- 2400- 51200- 0000- 001118- 1217- 00000	OvertimeExpense,SecClerTe	4,000.00	4,000.00		2,013.44	1,986.56	
11000- 2400- 51300- 0000- 001118- 1217- 00000	AddtnlCompenstrn,SecClerTe			7,477.26	5,013.83	12,491.09-	
11000- 2400- 52111- 0000- 001118- 1112- 00000	EducRetirement			11,774.07	2,803.35	14,577.42-	
11000- 2400- 52111- 0000- 001118- 1217- 00000	EducRetirement			11,577.72	3,684.80	15,262.52-	
11000- 2400- 52111- 0000- 001118- 2000- 00000	EducRetirement	29,541.00	29,541.00			29,541.00	
11000- 2400- 52112- 0000- 001118- 1112- 00000	ERARetireeHlth			1,372.98	326.90	1,699.88-	
11000- 2400- 52112- 0000- 001118- 1217- 00000	ERARetireeHlth			1,350.09	429.73	1,779.82-	
11000- 2400- 52112- 0000- 001118- 2000- 00000	ERARetireeHlth	3,447.00	3,447.00			3,447.00	
11000- 2400- 52210- 0000- 001118- 1112- 00000	FICA Payments			3,952.17	950.67	4,902.84-	
11000- 2400- 52210- 0000- 001118- 1217- 00000	FICA Payments			4,185.71	1,374.44	5,560.15-	
11000- 2400- 52210- 0000- 001118- 2000- 00000	FICA Payments	10,681.00	10,681.00			10,681.00	
11000- 2400- 52220- 0000- 001118- 1112- 00000	MedicarePaymnts			924.29	222.33	1,146.62-	
11000- 2400- 52220- 0000- 001118- 1217- 00000	MedicarePaymnts			978.82	321.45	1,300.27-	
11000- 2400- 52220- 0000- 001118- 2000- 00000	MedicarePaymnts	2,499.00	2,499.00			2,499.00	
11000- 2400- 52311- 0000- 001118- 1112- 00000	Hth&MedPremiums			5,162.40	1,003.24	6,165.64-	
11000- 2400- 52311- 0000- 001118- 1217- 00000	Hth&MedPremiums				597.14-	597.14	
11000- 2400- 52311- 0000- 001118- 2000- 00000	Hth&MedPremiums	13,937.00	13,937.00			13,937.00	
11000- 2400- 52312- 0000- 001118- 1112- 00000	Life			52.60	10.52	63.12-	
11000- 2400- 52312- 0000- 001118- 1217- 00000	Life			105.20	18.41	123.61-	

Selection Grouped by Account Type, Filtered by User Permissions, (Org = 130, Online/Offline = N, Period = 3, UnPosted JEs? = N, Assets and Liabilities? = N, Restricted Accts? = Y, Funds = 1.8, Objct = 5, Obj Digits = 0, Page Break Lvl = )

Balances through 09/30/2022						Fiscal Year 2022/23	
Funds- Func- Obj ct - Pr gm- Locat n- JbCl - Opt nl	Description	Adopted Budget	Revised Budget	Encumbered	Expenditure	Account Balance	
<b>Funds 11000 - Operational, Func 2400 - SupSvcsSchAdmin (continued)</b>							
11000-2400-52312-0000-001118-2000-00000	Life	228.00	228.00			228.00	
11000-2400-52313-0000-001118-1112-00000	Dental			171.60	34.32	205.92-	
11000-2400-52313-0000-001118-1217-00000	Dental				8.18-	8.18	
11000-2400-52313-0000-001118-2000-00000	Dental	516.00	516.00			516.00	
11000-2400-52314-0000-001118-1112-00000	Vision			37.60	7.52	45.12-	
11000-2400-52314-0000-001118-2000-00000	Vision	92.00	92.00			92.00	
11000-2400-52315-0000-001118-1112-00000	Disability			193.20	38.64	231.84-	
11000-2400-52315-0000-001118-2000-00000	Disability	315.00	315.00			315.00	
11000-2400-52500-0000-001118-1217-00000	UnemploymntComp			180.80	42.52	223.32-	
11000-2400-52500-0000-001118-2000-00000	UnemploymntComp	360.00	360.00			360.00	
11000-2400-52710-0000-001118-1112-00000	WorkersCompPrem				1,335.00	1,335.00-	
11000-2400-52710-0000-001118-1217-00000	WorkersCompPrem				1,661.00	1,661.00-	
11000-2400-52710-0000-001118-2000-00000	WorkersCompPrem	2,996.00	2,996.00			2,996.00	
11000-2400-52720-0000-001118-1112-00000	WorkrsCompERFee				2.30	2.30-	
11000-2400-52720-0000-001118-1217-00000	WorkrsCompERFee			6.90	4.60	11.50-	
11000-2400-52720-0000-001118-2000-00000	WorkrsCompERFee	40.00	40.00			40.00	
11000-2400-53330-0000-001118-0000-00000	ProfessDevelop	500.00	500.00	225.00		275.00	
11000-2400-53711-0000-001118-0000-00000	Other Charges	4,631.00	4,631.00	573.12	326.88	3,731.00	
11000-2400-54620-0000-001118-0000-00000	RentlEquipVehcl			2,937.24	64.62	3,001.86-	
11000-2400-54630-0000-001118-0000-00000	RentalCompEqpmt	11,000.00	11,000.00	10,226.00	2,812.09	2,038.09-	
11000-2400-55915-0000-001118-0000-00000	OthContractSvcs	8,394.00	8,394.00	9,233.75	2,033.25	2,873.00-	
11000-2400-56113-0000-001118-0000-00000	Software			75.79	104.09	179.88-	
11000-2400-56118-0000-001118-0000-00000	GenSuppliesMats	20,600.00	20,600.00	3,142.58	3,295.49	14,161.93	
<b>Total for Func 2400 and Expense accounts</b>		<b>282,019.00</b>	<b>282,019.00</b>	<b>204,601.95</b>	<b>60,817.34</b>	<b>16,599.71</b>	
<b>Funds 11000 - Operational, Func 2500 - Central Svcs</b>							
11000-2500-53414-0000-001118-0000-00000	OthProfTechSvcs	237,156.00	237,156.00	151,405.35	34,369.98	51,380.67	
11000-2500-53711-0000-001118-0000-00000	Other Charges	7,000.00	7,000.00	44.00	1,332.00	5,624.00	
11000-2500-53711-1010-001118-0000-00000	Other Charges				44.00	44.00-	
11000-2500-54320-0000-001118-0000-00000	Tech-R&M			45,932.16	10,207.00	56,139.16-	
11000-2500-55400-0000-001118-0000-00000	Advertising	700.00	700.00	136.00	500.00	64.00	
11000-2500-55915-0000-001118-0000-00000	OthContractSvcs	3,500.00	3,500.00			3,500.00	
11000-2500-56113-0000-001118-0000-00000	Software	18,020.00	18,020.00		18,102.00	82.00-	
11000-2500-56118-0000-001118-0000-00000	GenSuppliesMats	500.00	500.00		2,359.56	1,859.56-	
11000-2500-56118-1010-001118-0000-00000	GenSuppliesMats				63.06	63.06-	
<b>Total for Func 2500 and Expense accounts</b>		<b>266,876.00</b>	<b>266,876.00</b>	<b>197,517.51</b>	<b>66,977.60</b>	<b>2,380.89</b>	
<b>Funds 11000 - Operational, Func 2600 - Op&amp;MaintofPlant</b>							
Selection Grouped by Account Type, Filtered by User Permissions, (Org = 130, Online/Offline = N, Period = 3, UnPosted JE? = N, Assets and Liabilities? = N, Restricted Accts? = Y, Funds = 1.8, Objct = 5, Obj Digits = 0, Page Break Lvl = )						SCHOOLABILITY	
						Page 11 of 22	

Balances through 09/30/2022						Fiscal Year 2022/23	
Funds- Func- Obj ct - Pr gm- Locat n- JbCl - Opt nl	Description	Adopted Budget	Revised Budget	Encumbered	Expenditure	Account Balance	
<b>Funds 11000 - Operational, Func 2600 - Op&amp;MaintofPlant</b>							
11000-2600-51100-0000-001118-1615-00000	SalariesExpense,Custodial	59,296.00	59,296.00	89,273.10	21,255.50	51,232.60-	
11000-2600-51200-0000-001118-1615-00000	OvertimeExpense,Custodial				2,893.44	2,893.44-	
11000-2600-51300-0000-001118-1219-00000	AddtnlCompenstn,Duty Pers				35.00	35.00-	
11000-2600-51300-0000-001118-1615-00000	AddtnlCompenstn,Custodial	3,000.00	3,000.00		8,744.96	5,744.96-	
11000-2600-52111-0000-001118-1219-00000	EducRetirement				6.00	6.00-	
11000-2600-52111-0000-001118-1615-00000	EducRetirement			15,310.47	5,641.35	20,951.82-	
11000-2600-52111-0000-001118-2000-00000	EducRetirement	10,686.00	10,686.00			10,686.00	
11000-2600-52112-0000-001118-1219-00000	ERARetireeHlth				.70	.70-	
11000-2600-52112-0000-001118-1615-00000	ERARetireeHlth			1,785.42	657.86	2,443.28-	
11000-2600-52112-0000-001118-2000-00000	ERARetireeHlth	1,247.00	1,247.00			1,247.00	
11000-2600-52210-0000-001118-1219-00000	FICA Payments				2.17	2.17-	
11000-2600-52210-0000-001118-1615-00000	FICA Payments			5,353.98	2,006.33	7,360.31-	
11000-2600-52210-0000-001118-2000-00000	FICA Payments	3,864.00	3,864.00			3,864.00	
11000-2600-52220-0000-001118-1219-00000	MedicarePaymnts				.51	.51-	
11000-2600-52220-0000-001118-1615-00000	MedicarePaymnts			1,252.25	469.26	1,721.51-	
11000-2600-52220-0000-001118-2000-00000	MedicarePaymnts	905.00	905.00			905.00	
11000-2600-52311-0000-001118-1615-00000	Hth&MedPremiums			4,174.60	844.10	5,018.70-	
11000-2600-52311-0000-001118-2000-00000	Hth&MedPremiums	4,726.00	4,726.00			4,726.00	
11000-2600-52312-0000-001118-1615-00000	Life			210.40	42.08	252.48-	
11000-2600-52312-0000-001118-2000-00000	Life	171.00	171.00			171.00	
11000-2600-52313-0000-001118-1615-00000	Dental			171.60	35.76	207.36-	
11000-2600-52313-0000-001118-2000-00000	Dental	206.00	206.00			206.00	
11000-2600-52314-0000-001118-1615-00000	Vision			37.60	7.82	45.42-	
11000-2600-52314-0000-001118-2000-00000	Vision	46.00	46.00			46.00	
11000-2600-52500-0000-001118-1219-00000	UnemploymntComp				.12	.12-	
11000-2600-52500-0000-001118-1615-00000	UnemploymntComp			254.08	96.77	350.85-	
11000-2600-52500-0000-001118-2000-00000	UnemploymntComp	270.00	270.00			270.00	
11000-2600-52710-0000-001118-1615-00000	WorkersCompPrem				1,058.00	1,058.00-	
11000-2600-52710-0000-001118-2000-00000	WorkersCompPrem	1,058.00	1,058.00			1,058.00	
11000-2600-52720-0000-001118-1615-00000	WorkrsCompERFee				9.20	9.20-	
11000-2600-52720-0000-001118-2000-00000	WorkrsCompERFee	30.00	30.00			30.00	
11000-2600-53711-0000-001118-0000-00000	Other Charges			100.00	25.00	125.00-	
11000-2600-54312-0000-001118-0000-00000	MntRepBlgsGrnds	1,000.00	1,000.00	2,641.43	5,305.66	6,947.09-	
11000-2600-54411-0000-001118-0000-00000	Electricity	48,000.00	48,000.00	44,111.52	16,552.28	12,663.80-	
11000-2600-54412-0000-001118-0000-00000	NatGasBuildings	2,000.00	2,000.00	2,136.00	64.00	200.00-	
11000-2600-54415-0000-001118-0000-00000	Water/Sewage	10,000.00	10,000.00	14,466.94	3,923.73	8,390.67-	

Selection Grouped by Account Type, Filtered by User Permissions, (Org = 130, Online/Offline = N, Period = 3, UnPosted JEs? = N, Assets and Liabilities? = N, Restricted Accts? = Y, Funds = 1.8, Objct = 5, Obj Digits = 0, Page Break Lvl = )

Balances through 09/30/2022						Fiscal Year 2022/23
Funds- Func- Obj ct - Pr gm- Locat n- Jb Cl - Opt nl	Description	Adopted Budget	Revised Budget	Encumbered	Expenditure	Account Balance
<b>Funds 11000 - Operational, Func 2600 - Op&amp;MaintofPlant (continued)</b>						
11000- 2600- 54416- 0000- 001118- 0000- 00000	Communicatn Svcs	14,500.00	14,500.00	14,863.49	5,189.48	5,552.97-
11000- 2600- 54610- 0000- 001118- 0000- 00000	RentLandBldngs	156,921.00	156,921.00	200,411.17	114,043.74	157,533.91-
11000- 2600- 55200- 0000- 001118- 0000- 00000	PropertyLiablns	53,372.00	53,372.00		52,845.00	527.00
11000- 2600- 55915- 0000- 001118- 0000- 00000	OthContractSvcs	73,030.00	73,030.00	65,409.55	30,490.08	22,869.63-
11000- 2600- 56118- 0000- 001118- 0000- 00000	GenSuppliesMats	20,000.00	20,000.00	9,962.83	4,033.42	6,003.75
11000- 2600- 56119- 0000- 001118- 0000- 00000	SupAst<5K	35,000.00	35,000.00	187.14	1,994.12	32,818.74
11000- 2600- 56216- 0000- 001118- 0000- 00000	MaintSuppsParts	2,000.00	2,000.00			2,000.00
<b>Total for Func 2600 and Expense accounts</b>		<b>501,328.00</b>	<b>501,328.00</b>	<b>472,113.57</b>	<b>278,273.44</b>	<b>249,059.01-</b>
<b>Funds 11000 - Operational, Func 3100 - FoodSvcsOpertns</b>						
11000- 3100- 57331- 0000- 001118- 0000- 00000	FixedAssets>\$5k				6,068.98	6,068.98-
<b>Total for Func 3100 and Expense accounts</b>		<b>.00</b>	<b>.00</b>	<b>.00</b>	<b>6,068.98</b>	<b>6,068.98-</b>
<b>Total for Funds 11000</b>		<b>5,108,025.00</b>	<b>5,108,315.00</b>	<b>3,756,211.50</b>	<b>1,421,517.62</b>	<b>69,414.12-</b>
<b>Funds 14000 - TotlnsMatSubFnd, Func 1000 - Instruction</b>						
14000- 1000- 56107- 1010- 001118- 0000- 00000	InsMatCR50%Txbk			4,164.25		4,164.25-
<b>Total for Funds 14000, Func 1000 and Expense accounts</b>		<b>.00</b>	<b>.00</b>	<b>4,164.25</b>	<b>.00</b>	<b>4,164.25-</b>
<b>Funds 21000 - Food Svcs, Func 3100 - FoodSvcsOpertns</b>						
21000- 3100- 51100- 0000- 001118- 1217- 00000	SalariesExpense,SecClerTe	21,424.00	21,424.00	36,256.00	6,592.00	21,424.00-
21000- 3100- 51200- 0000- 001118- 1217- 00000	OvertimeExpense,SecClerTe				132.27	132.27-
21000- 3100- 51300- 0000- 001118- 1217- 00000	AddtnlCompenstn,SecClerTe	2,665.00	2,665.00		33.48	2,631.52
21000- 3100- 52111- 0000- 001118- 1217- 00000	EducRetirement			6,218.08	1,158.98	7,377.06-
21000- 3100- 52111- 0000- 001118- 2000- 00000	EducRetirement	4,133.00	4,133.00			4,133.00
21000- 3100- 52112- 0000- 001118- 1217- 00000	ERARetireeHlth			725.12	135.16	860.28-
21000- 3100- 52112- 0000- 001118- 2000- 00000	ERARetireeHlth	483.00	483.00			483.00
21000- 3100- 52210- 0000- 001118- 1217- 00000	FICA Payments			2,247.96	418.98	2,666.94-
21000- 3100- 52210- 0000- 001118- 2000- 00000	FICA Payments	1,495.00	1,495.00			1,495.00
21000- 3100- 52220- 0000- 001118- 1217- 00000	MedicarePaymnts			525.80	97.99	623.79-
21000- 3100- 52220- 0000- 001118- 2000- 00000	MedicarePaymnts	350.00	350.00			350.00
21000- 3100- 52312- 0000- 001118- 1217- 00000	Life			110.46	10.52	120.98-
21000- 3100- 52312- 0000- 001118- 2000- 00000	Life	57.00	57.00			57.00
21000- 3100- 52315- 0000- 001118- 1217- 00000	Disability				6.76	6.76-
21000- 3100- 52500- 0000- 001118- 1217- 00000	UnemploymntComp			119.68	22.29	141.97-
21000- 3100- 52500- 0000- 001118- 2000- 00000	UnemploymntComp	90.00	90.00			90.00
21000- 3100- 52710- 0000- 001118- 1217- 00000	WorkersCompPrem				382.00	382.00-
21000- 3100- 52710- 0000- 001118- 2000- 00000	WorkersCompPrem	382.00	382.00			382.00
21000- 3100- 52720- 0000- 001118- 1217- 00000	WorkrsCompERFee			6.90	4.60	11.50-

Selection Grouped by Account Type, Filtered by User Permissions, (Org = 130, Online/Offline = N, Period = 3, UnPosted JEs? = N, Assets and Liabilities? = N, Restricted Accts? = Y, Funds = 1.8, Objct = 5, Obj Digits = 0, Page Break Lvl = )

Balances through 09/30/2022						Fiscal Year 2022/23
Funds- Func- Obj ct - Pr gm- Locat n- JbCl - Opt nl	Description	Adopted Budget	Revised Budget	Encumbered	Expenditure	Account Balance
<b>Funds 21000 - Food Svcs, Func 3100 - FoodSvcsOpertns (continued)</b>						
21000- 3100- 52720- 0000- 001118- 2000- 00000	WorkrsCompERFee	10.00	10.00			10.00
21000- 3100- 53330- 0000- 001118- 0000- 00000	ProfessDevelop	200.00	200.00			200.00
21000- 3100- 54411- 0000- 001118- 0000- 00000	Electricity	6,300.00	6,300.00	5,789.63	2,172.50	1,662.13-
21000- 3100- 54412- 0000- 001118- 0000- 00000	NatGasBuildings	1,000.00	1,000.00	1,068.00	32.00	100.00-
21000- 3100- 54415- 0000- 001118- 0000- 00000	Water/Sewage	2,200.00	2,200.00	2,342.09	635.24	777.33-
21000- 3100- 55915- 0000- 001118- 0000- 00000	OthContractSvcs	200,000.00	200,000.00	212,205.32	43,931.87	56,137.19-
21000- 3100- 56116- 0000- 001118- 0000- 00000	Food				9,691.46	9,691.46-
21000- 3100- 57331- 0000- 001118- 0000- 00000	FixedAssets>\$5k	37,246.00	37,246.00			37,246.00
<b>Total for Funds 21000, Func 3100 and Expense accounts</b>		<b>278,035.00</b>	<b>278,035.00</b>	<b>267,615.04</b>	<b>65,458.10</b>	<b>55,038.14-</b>
<b>Funds 23000 - Non-InstrctSupp, Func 1000 - Instruction</b>						
23000- 1000- 56118- 1010- 001118- 0000- 00000	GenSuppliesMats			3,770.21		3,770.21-
23000- 1000- 56118- 9000- 001118- 0000- 00000	GenSuppliesMats		9,084.00			9,084.00
<b>Total for Funds 23000, Func 1000 and Expense accounts</b>		<b>.00</b>	<b>9,084.00</b>	<b>3,770.21</b>	<b>.00</b>	<b>5,313.79</b>
<b>Funds 23001 - Athletic, Func 1000 - Instruction</b>						
23001- 1000- 56118- 9000- 001118- 0000- 00000	GenSuppliesMats				1,425.31	1,425.31-
<b>Total for Funds 23001, Func 1000 and Expense accounts</b>		<b>.00</b>	<b>.00</b>	<b>.00</b>	<b>1,425.31</b>	<b>1,425.31-</b>
<b>Funds 23002 - PreK Classroom, Func 1000 - Instruction</b>						
23002- 1000- 56118- 1010- 001118- 0000- 00000	GenSuppliesMats			6,645.20		6,645.20-
<b>Total for Funds 23002, Func 1000 and Expense accounts</b>		<b>.00</b>	<b>.00</b>	<b>6,645.20</b>	<b>.00</b>	<b>6,645.20-</b>
<b>Funds 23004 - Student Council, Func 1000 - Instruction</b>						
23004- 1000- 56118- 1010- 001118- 0000- 00000	GenSuppliesMats			2.24	197.76	200.00-
<b>Total for Funds 23004, Func 1000 and Expense accounts</b>		<b>.00</b>	<b>.00</b>	<b>2.24</b>	<b>197.76</b>	<b>200.00-</b>
<b>Funds 23010 - Admin Discr, Func 1000 - Instruction</b>						
23010- 1000- 53711- 1010- 001118- 0000- 00000	Other Charges				200.00	200.00-
23010- 1000- 56118- 1010- 001118- 0000- 00000	GenSuppliesMats			706.35	1,061.65	1,768.00-
<b>Total for Funds 23010, Func 1000 and Expense accounts</b>		<b>.00</b>	<b>.00</b>	<b>706.35</b>	<b>1,261.65</b>	<b>1,968.00-</b>
<b>Funds 23102 - GenActivity, Func 1000 - Instruction</b>						
23102- 1000- 53711- 9000- 001118- 0000- 00000	Other Charges			164.06	880.00	1,044.06-
23102- 1000- 55817- 1010- 001118- 0000- 00000	Student Travel			430.00	1,309.00	1,739.00-
<b>Total for Funds 23102, Func 1000 and Expense accounts</b>		<b>.00</b>	<b>.00</b>	<b>594.06</b>	<b>2,189.00</b>	<b>2,783.06-</b>
<b>Funds 24101 - Title I - IASA, Func 1000 - Instruction</b>						
24101- 1000- 51100- 1010- 001118- 1411- 00000	SalariesExpense,Teachers	66,278.00	66,278.00	80,737.80	17,495.82	31,955.62-
24101- 1000- 51100- 1010- 001118- 1711- 00000	SalariesExpense,InstAsst1	19,267.00	19,267.00			19,267.00
24101- 1000- 51300- 1010- 001118- 1411- 00000	AddtnlCompenstn,Teachers	8,092.00	8,092.00			8,092.00

Selection Grouped by Account Type, Filtered by User Permissions, (Org = 130, Online/Offline = N, Period = 3, UnPosted JEs? = N, Assets and Liabilities? = N, Restricted Accts? = Y, Funds = 1.8, Objct = 5, Obj Digits = 0, Page Break Lvl = )



Balances through 09/30/2022						Fiscal Year 2022/23
Funds- Func- Obj ct - Pr gm- Locat n- Jb Cl - Opt nl	Description	Adopted Budget	Revised Budget	Encumbered	Expenditure	Account Balance
<b>Funds 24101 - Title I - IASA, Func 1000 - Instruction (continued)</b>						
24101- 1000- 52111- 0000- 001118- 2000- 00000	EducRetirement	27,336.00	27,336.00			27,336.00
24101- 1000- 52111- 1010- 001118- 1411- 00000	EducRetirement			13,846.36	3,000.50	16,846.86-
24101- 1000- 52112- 0000- 001118- 2000- 00000	ERARetireeHlth	3,190.00	3,190.00			3,190.00
24101- 1000- 52112- 1010- 001118- 1411- 00000	ERARetireeHlth			1,614.58	349.90	1,964.48-
24101- 1000- 52210- 0000- 001118- 2000- 00000	FICA Payments	9,883.00	9,883.00			9,883.00
24101- 1000- 52210- 1010- 001118- 1411- 00000	FICA Payments			5,005.66	1,076.58	6,082.24-
24101- 1000- 52220- 0000- 001118- 2000- 00000	MedicarePaymnts	2,313.00	2,313.00			2,313.00
24101- 1000- 52220- 1010- 001118- 1411- 00000	MedicarePaymnts			1,170.62	251.78	1,422.40-
24101- 1000- 52312- 0000- 001118- 2000- 00000	Life	171.00	171.00			171.00
24101- 1000- 52312- 1010- 001118- 1411- 00000	Life			77.28	8.94	86.22-
24101- 1000- 52315- 0000- 001118- 2000- 00000	Disability	178.00	178.00			178.00
24101- 1000- 52315- 1010- 001118- 1411- 00000	Disability			62.16	10.36	72.52-
24101- 1000- 52500- 0000- 001118- 2000- 00000	UnemploymntComp	270.00	270.00			270.00
24101- 1000- 52710- 0000- 001118- 2000- 00000	WorkersCompPrem	2,694.00	2,694.00			2,694.00
24101- 1000- 52710- 1010- 001118- 1411- 00000	WorkersCompPrem				2,351.00	2,351.00-
24101- 1000- 52710- 1010- 001118- 1711- 00000	WorkersCompPrem				343.00	343.00-
24101- 1000- 52720- 0000- 001118- 2000- 00000	WorkrsCompERFee	30.00	30.00			30.00
24101- 1000- 52720- 1010- 001118- 1411- 00000	WorkrsCompERFee				3.22	3.22-
24101- 1000- 56118- 1010- 001118- 0000- 00000	GenSuppliesMats			6,495.93		6,495.93-
<b>Total for Func 1000 and Expense accounts</b>		<b>139,702.00</b>	<b>139,702.00</b>	<b>109,010.39</b>	<b>24,891.10</b>	<b>5,800.51</b>
<b>Funds 24101 - Title I - IASA, Func 2100 - SuppSvcsStudnts</b>						
24101- 2100- 51100- 0000- 001118- 1218- 00000	SalariesExpense,SchlStude	37,493.00	37,493.00	9,809.36	1,783.52	25,900.12
24101- 2100- 52111- 0000- 001118- 1218- 00000	EducRetirement			1,682.34	305.88	1,988.22-
24101- 2100- 52111- 0000- 001118- 2000- 00000	EducRetirement	6,431.00	6,431.00			6,431.00
24101- 2100- 52112- 0000- 001118- 1218- 00000	ERARetireeHlth			196.24	35.68	231.92-
24101- 2100- 52112- 0000- 001118- 2000- 00000	ERARetireeHlth	750.00	750.00			750.00
24101- 2100- 52210- 0000- 001118- 1218- 00000	FICA Payments			608.30	110.58	718.88-
24101- 2100- 52210- 0000- 001118- 2000- 00000	FICA Payments	2,325.00	2,325.00			2,325.00
24101- 2100- 52220- 0000- 001118- 1218- 00000	MedicarePaymnts			142.34	25.87	168.21-
24101- 2100- 52220- 0000- 001118- 2000- 00000	MedicarePaymnts	544.00	544.00			544.00
24101- 2100- 52312- 0000- 001118- 2000- 00000	Life	57.00	57.00			57.00
24101- 2100- 52500- 0000- 001118- 1218- 00000	UnemploymntComp			23.52	8.77	32.29-
24101- 2100- 52500- 0000- 001118- 2000- 00000	UnemploymntComp	90.00	90.00			90.00
24101- 2100- 52710- 0000- 001118- 1218- 00000	WorkersCompPrem				668.00	668.00-
24101- 2100- 52710- 0000- 001118- 2000- 00000	WorkersCompPrem	668.00	668.00			668.00
24101- 2100- 52720- 0000- 001118- 2000- 00000	WorkrsCompERFee	10.00	10.00			10.00

Selection Grouped by Account Type, Filtered by User Permissions, (Org = 130, Online/Offline = N, Period = 3, UnPosted JEs? = N, Assets and Liabilities? = N, Restricted Accts? = Y, Funds = 1.8, Objct = 5, Obj Digits = 0, Page Break Lvl = )

Balances through 09/30/2022						Fiscal Year 2022/23	
Funds- Func- Obj ct - Pr gm- Locat n- Jb Cl - Opt nl	Description	Adopted Budget	Revised Budget	Encumbered	Expenditure	Account Balance	
<b>Funds 24101 - Title I - IASA, Func 2100 - SuppSvcsStudnts (continued)</b>							
24101- 2100- 53711- 0000- 001118- 0000- 00000	Other Charges	3,262.00	3,262.00			3,262.00	
<b>Total for Func 2100 and Expense accounts</b>		<b>51,630.00</b>	<b>51,630.00</b>	<b>12,462.10</b>	<b>2,938.30</b>	<b>36,229.60</b>	
<b>Total for Funds 24101</b>		<b>191,332.00</b>	<b>191,332.00</b>	<b>121,472.49</b>	<b>27,829.40</b>	<b>42,030.11</b>	
<b>Funds 24106 - IDEABEntitlemnt, Func 1000 - Instruction</b>							
24106- 1000- 51100- 2000- 001118- 1712- 00000	SalariesExpense,InstAsstS	31,987.00	37,051.00	53,043.04	6,686.14	22,678.18-	
24106- 1000- 51200- 2000- 001118- 1712- 00000	OvertimeExpense,InstAsstS	3,000.00	3,000.00			3,000.00	
24106- 1000- 51300- 2000- 001118- 1712- 00000	AddtnlCompenstr,InstAsstS	6,554.00	525.00		55.68	469.32	
24106- 1000- 52111- 0000- 001118- 2000- 00000	EducRetirement	7,127.00					
24106- 1000- 52111- 2000- 001118- 1712- 00000	EducRetirement		6,364.00	9,097.00	1,156.24	3,889.24-	
24106- 1000- 52112- 0000- 001118- 2000- 00000	ERARetireeHlth	833.00					
24106- 1000- 52112- 2000- 001118- 1712- 00000	ERARetireeHlth		743.00	1,060.84	134.83	452.67-	
24106- 1000- 52210- 0000- 001118- 2000- 00000	FICA Payments	2,578.00					
24106- 1000- 52210- 2000- 001118- 1712- 00000	FICA Payments		2,268.00	2,912.90	414.05	1,058.95-	
24106- 1000- 52220- 0000- 001118- 2000- 00000	MedicarePaymnts	605.00					
24106- 1000- 52220- 2000- 001118- 1712- 00000	MedicarePaymnts		531.00	681.26	96.84	247.10-	
24106- 1000- 52312- 0000- 001118- 2000- 00000	Life	114.00					
24106- 1000- 52312- 2000- 001118- 1712- 00000	Life		129.00	165.69	21.04	57.73-	
24106- 1000- 52313- 0000- 001118- 2000- 00000	Dental	224.00					
24106- 1000- 52313- 2000- 001118- 1712- 00000	Dental		257.00	596.61	22.87	362.48-	
24106- 1000- 52314- 0000- 001118- 2000- 00000	Vision	49.00					
24106- 1000- 52314- 2000- 001118- 1712- 00000	Vision		57.00	120.54	4.99	68.53-	
24106- 1000- 52500- 0000- 001118- 2000- 00000	UnemploymntComp	180.00					
24106- 1000- 52500- 2000- 001118- 1712- 00000	UnemploymntComp		123.00	175.12	22.27	74.39-	
24106- 1000- 52710- 0000- 001118- 2000- 00000	WorkersCompPrem	571.00					
24106- 1000- 52710- 2000- 001118- 1712- 00000	WorkersCompPrem		571.00		571.00		
24106- 1000- 52720- 0000- 001118- 2000- 00000	WorkrsCompERFee	20.00					
24106- 1000- 52720- 2000- 001118- 1712- 00000	WorkrsCompERFee			13.80	6.90	20.70-	
24106- 1000- 56113- 2000- 001118- 0000- 00000	Software		6,800.00		6,800.00		
24106- 1000- 56118- 2000- 001118- 0000- 00000	GenSuppliesMats		295.00	577.43		282.43-	
<b>Total for Func 1000 and Expense accounts</b>		<b>53,842.00</b>	<b>58,714.00</b>	<b>68,444.23</b>	<b>15,992.85</b>	<b>25,723.08-</b>	
<b>Funds 24106 - IDEABEntitlemnt, Func 2100 - SuppSvcsStudnts</b>							
24106- 2100- 53212- 2000- 001118- 0000- 00000	SpeechThrpsCont	39,257.00	34,385.00	31,146.50		3,238.50	
<b>Total for Func 2100 and Expense accounts</b>		<b>39,257.00</b>	<b>34,385.00</b>	<b>31,146.50</b>	<b>.00</b>	<b>3,238.50</b>	
<b>Total for Funds 24106</b>		<b>93,099.00</b>	<b>93,099.00</b>	<b>99,590.73</b>	<b>15,992.85</b>	<b>22,484.58-</b>	
<b>Funds 24115 - TitleIIIASAMtSc, Func 1000 - Instruction</b>							
Selection Grouped by Account Type, Filtered by User Permissions, (Org = 130, Online/Offline = N, Period = 3, UnPosted JEs? = N, Assets and Liabilities? = N, Restricted Accts? = Y, Funds = 1.8, Objct = 5, Obj Digits = 0, Page Break Lvl = )							

Balances through 09/30/2022						Fiscal Year 2022/23	
Funds- Func- Obj ct - Pr gm- Locat n- Jb Cl - Opt n l	Description	Adopted Budget	Revised Budget	Encumbered	Expenditure	Account Balance	
<b>Funds 24115 - TitleIIIASAMtSc, Func 1000 - Instruction</b>							
24115- 1000- 53330- 0000- 001118- 0000-	ProfessDevelop			6,537.03		6,537.03-	
<b>Total for Funds 24115, Func 1000 and Expense accounts</b>		<b>.00</b>	<b>.00</b>	<b>6,537.03</b>	<b>.00</b>	<b>6,537.03-</b>	
<b>Funds 24125 - TitleIFamLitrcy, Func 2100 - SuppSvcsStudnts</b>							
24125- 2100- 53217- 2000- 001118- 0000- 00000	IntrpretersCont			1,125.00		1,125.00-	
<b>Total for Funds 24125, Func 2100 and Expense accounts</b>		<b>.00</b>	<b>.00</b>	<b>1,125.00</b>	<b>.00</b>	<b>1,125.00-</b>	
<b>Funds 24153 - EngLangAcquistn, Func 1000 - Instruction</b>							
24153- 1000- 51300- 1010- 001118- 1411- 00000	AddtnlCompenstn,Teachers	4,263.00	4,263.00			4,263.00	
24153- 1000- 52111- 0000- 001118- 2000- 00000	EducRetirement	631.00	631.00			631.00	
24153- 1000- 52112- 0000- 001118- 2000- 00000	ERARetireeHlth	74.00	74.00			74.00	
24153- 1000- 52210- 0000- 001118- 2000- 00000	FICA Payments	228.00	228.00			228.00	
24153- 1000- 52220- 0000- 001118- 2000- 00000	MedicarePaymnts	54.00	54.00			54.00	
24153- 1000- 53330- 1010- 001118- 0000- 00000	ProfessDevelop			5,600.00		5,600.00-	
24153- 1000- 56118- 1010- 001118- 0000- 00000	GenSuppliesMats	350.00	350.00			350.00	
<b>Total for Funds 24153, Func 1000 and Expense accounts</b>		<b>5,600.00</b>	<b>5,600.00</b>	<b>5,600.00</b>	<b>.00</b>	<b>.00</b>	
<b>Funds 24154 - TchPrinTrainRec, Func 1000 - Instruction</b>							
24154- 1000- 53330- 0000- 001118- 0000- 00000	ProfessDevelop	20,869.00	20,869.00	4,135.00		16,734.00	
24154- 1000- 53330- 1010- 001118- 0000- 00000	ProfessDevelop			8,109.34		8,109.34-	
<b>Total for Funds 24154, Func 1000 and Expense accounts</b>		<b>20,869.00</b>	<b>20,869.00</b>	<b>12,244.34</b>	<b>.00</b>	<b>8,624.66</b>	
<b>Funds 24183 - CP-Second-ReDs2, Func 3100 - FoodSvcsOpertns</b>							
24183- 3100- 57331- 0000- 001118- 0000- 00000	FixedAssets>\$5k			250.00		250.00-	
<b>Total for Funds 24183, Func 3100 and Expense accounts</b>		<b>.00</b>	<b>.00</b>	<b>250.00</b>	<b>.00</b>	<b>250.00-</b>	
<b>Funds 24308 - CRRSA, ESSER II, Func 1000 - Instruction</b>							
24308- 1000- 51100- 1010- 001118- 1411- 00000	SalariesExpense,Teachers			30,978.42	2,816.22	33,794.64-	
24308- 1000- 52111- 1010- 001118- 1411- 00000	EducRetirement			5,312.78	482.98	5,795.76-	
24308- 1000- 52112- 1010- 001118- 1411- 00000	ERARetireeHlth			619.52	56.32	675.84-	
24308- 1000- 52210- 1010- 001118- 1411- 00000	FICA Payments			1,920.60	174.60	2,095.20-	
24308- 1000- 52220- 1010- 001118- 1411- 00000	MedicarePaymnts			449.24	40.84	490.08-	
24308- 1000- 52312- 1010- 001118- 1411- 00000	Life			33.18	1.58	34.76-	
24308- 1000- 52315- 1010- 001118- 1411- 00000	Disability			93.24	4.44	97.68-	
24308- 1000- 52720- 1010- 001118- 1411- 00000	WorkrsCompERFee				1.38	1.38-	
<b>Total for Func 1000 and Expense accounts</b>		<b>.00</b>	<b>.00</b>	<b>39,406.98</b>	<b>3,578.36</b>	<b>42,985.34-</b>	
<b>Funds 24308 - CRRSA, ESSER II, Func 2100 - SuppSvcsStudnts</b>							
24308- 2100- 51100- 4025- 001118- 1211- 00000	SalariesExpense,CoordSubS	77,213.00	77,213.00			77,213.00	
24308- 2100- 51100- 4025- 001118- 1214- 00000	SalariesExpense,Couns-Soc	64,273.00	64,273.00			64,273.00	

Selection Grouped by Account Type, Filtered by User Permissions, (Org = 130, Online/Offline = N, Period = 3, UnPosted JEs? = N, Assets and Liabilities? = N, Restricted Accts? = Y, Funds = 1.8, Objct = 5, Obj Digits = 0, Page Break Lvl = )

Balances through 09/30/2022						Fiscal Year 2022/23	
Funds- Func- Obj ct - Pr gm- Locat n- JbCl - Opt nl	Description	Adopted Budget	Revised Budget	Encumbered	Expenditure	Account Balance	
<b>Funds 24308 - CRRSA, ESSER II, Func 2100 - Supp Svcs Studnts (continued)</b>							
24308-2100-51100-4025-001118-1218-00000	SalariesExpense,SchlStude			22,369.56	2,130.44	24,500.00-	
24308-2100-51300-4025-001118-1211-00000	AddtnlCompenstn,CoordSubS	55,000.00	55,000.00			55,000.00	
24308-2100-51300-4025-001118-1214-00000	AddtnlCompenstn,Couns-Soc	58,000.00	58,000.00			58,000.00	
24308-2100-51300-4025-001118-1218-00000	AddtnlCompenstn,SchlStude	62,000.00	62,000.00			62,000.00	
24308-2100-52111-0000-001118-2000-00000	EducRetirement	54,279.00	54,279.00			54,279.00	
24308-2100-52111-4025-001118-1218-00000	EducRetirement			3,836.43	365.38	4,201.81-	
24308-2100-52112-0000-001118-2000-00000	ERARetireeHlth	6,331.00	6,331.00			6,331.00	
24308-2100-52112-4025-001118-1218-00000	ERARetireeHlth			447.30	42.60	489.90-	
24308-2100-52210-0000-001118-2000-00000	FICA Payments	19,623.00	19,623.00			19,623.00	
24308-2100-52210-4025-001118-1218-00000	FICA Payments			1,168.44	121.16	1,289.60-	
24308-2100-52220-0000-001118-2000-00000	MedicarePaymnts	4,590.00	4,590.00			4,590.00	
24308-2100-52220-4025-001118-1218-00000	MedicarePaymnts			273.25	28.34	301.59-	
24308-2100-52311-0000-001118-2000-00000	Hth&MedPremiums	4,726.00	4,726.00			4,726.00	
24308-2100-52311-4025-001118-0000-00000	Hth&MedPremiums			5,162.40		5,162.40-	
24308-2100-52311-4025-001118-1218-00000	Hth&MedPremiums				258.12	258.12-	
24308-2100-52312-0000-001118-0000-00000	Life				5.26-	5.26	
24308-2100-52312-0000-001118-2000-00000	Life	114.00	114.00			114.00	
24308-2100-52312-4025-001118-1218-00000	Life			52.60	5.26	57.86-	
24308-2100-52313-0000-001118-0000-00000	Dental				17.16-	17.16	
24308-2100-52313-0000-001118-2000-00000	Dental	310.00	310.00			310.00	
24308-2100-52313-4025-001118-0000-00000	Dental			85.80		85.80-	
24308-2100-52313-4025-001118-1218-00000	Dental				4.29	4.29-	
24308-2100-52314-0000-001118-0000-00000	Vision				3.76-	3.76	
24308-2100-52314-0000-001118-2000-00000	Vision	92.00	92.00			92.00	
24308-2100-52314-4025-001118-0000-00000	Vision			37.60		37.60-	
24308-2100-52314-4025-001118-1218-00000	Vision				1.88	1.88-	
24308-2100-52315-0000-001118-0000-00000	Disability				17.40-	17.40	
24308-2100-52315-0000-001118-2000-00000	Disability	209.00	209.00			209.00	
24308-2100-52500-0000-001118-2000-00000	UnemploymntComp	180.00	180.00			180.00	
24308-2100-52500-4025-001118-1218-00000	UnemploymntComp			73.92	7.04	80.96-	
24308-2100-52710-0000-001118-2000-00000	WorkersCompPrem	2,520.00	2,520.00			2,520.00	
24308-2100-52710-4025-001118-1211-00000	WorkersCompPrem				1,375.00	1,375.00-	
24308-2100-52710-4025-001118-1214-00000	WorkersCompPrem				1,145.00	1,145.00-	
24308-2100-52720-0000-001118-2000-00000	WorkrsCompERFee	20.00	20.00			20.00	
24308-2100-52720-4025-001118-1218-00000	WorkrsCompERFee				2.30	2.30-	
<b>Total for Func 2100 and Expense accounts</b>		<b>409,480.00</b>	<b>409,480.00</b>	<b>33,507.30</b>	<b>5,443.23</b>	<b>370,529.47</b>	

Selection Grouped by Account Type, Filtered by User Permissions, (Org = 130, Online/Offline = N, Period = 3, UnPosted JEs? = N, Assets and Liabilities? = N, Restricted Accts? = Y, Funds = 1.8, Objct = 5, Obj Digits = 0, Page Break Lvl = )



Balances through 09/30/2022						Fiscal Year 2022/23
Funds- Func- Obj ct - Pr gm- Locat n- Jb Cl - Opt nl	Description	Adopted Budget	Revised Budget	Encumbered	Expenditure	Account Balance
<b>Funds 24308 - CRRSA, ESSER II, Func 2600 - Op&amp;MaintofPlant</b>						
24308-2600-56119-0000-001118-0000-00000	SupAst<5K	6,699.00	6,699.00			6,699.00
<b>Total for Func 2600 and Expense accounts</b>		<b>6,699.00</b>	<b>6,699.00</b>	<b>.00</b>	<b>.00</b>	<b>6,699.00</b>
<b>Total for Funds 24308</b>		<b>416,179.00</b>	<b>416,179.00</b>	<b>72,914.28</b>	<b>9,021.59</b>	<b>334,243.13</b>
<b>Funds 25153 - TitleXIX-3/21Yr, Func 2100 - SuppSvcsStdntns</b>						
25153-2100-55915-2000-001118-0000-00000	OthContractSvcs	44,899.00	44,899.00	87,398.74	3,507.26	46,007.00-
<b>Total for Funds 25153, Func 2100 and Expense accounts</b>		<b>44,899.00</b>	<b>44,899.00</b>	<b>87,398.74</b>	<b>3,507.26</b>	<b>46,007.00-</b>
<b>Funds 25171 - Child&amp;AdultFood, Func 3100 - FoodSvcsOpertns</b>						
25171-3100-55915-0000-001118-0000-00000	OthContractSvcs			172,362.81		172,362.81-
<b>Total for Funds 25171, Func 3100 and Expense accounts</b>		<b>.00</b>	<b>.00</b>	<b>172,362.81</b>	<b>.00</b>	<b>172,362.81-</b>
<b>Funds 25205 - GearUpNMInit, Func 1000 - Instruction</b>						
25205-1000-51100-1010-001118-1411-00000	SalariesExpense,Teachers		12,840.00	12,018.60	2,140.79	1,319.39-
25205-1000-51300-1010-001118-1411-00000	AddtnlCompenstn,Teachers		2,700.00			2,700.00
25205-1000-52111-1010-001118-1411-00000	EducRetirement		2,665.00	2,061.18	367.15	236.67
25205-1000-52112-1010-001118-1411-00000	ERARetireeHlth		311.00	240.24	42.79	27.97
25205-1000-52210-1010-001118-1411-00000	FICA Payments		963.00	660.72	120.89	181.39
25205-1000-52220-1010-001118-1411-00000	MedicarePaymnts		225.00	154.71	28.27	42.02
25205-1000-52311-1010-001118-0000-00000	Hth&MedPremiums			1,958.67	93.27	2,051.94-
25205-1000-52311-1010-001118-1411-00000	Hth&MedPremiums		1,275.00		181.26	1,093.74
25205-1000-52312-1010-001118-1411-00000	Life			10.92	1.56	12.48-
25205-1000-52313-1010-001118-0000-00000	Dental			68.46	6.52	74.98-
25205-1000-52313-1010-001118-1411-00000	Dental				3.26	3.26-
25205-1000-52314-1010-001118-0000-00000	Vision			13.23	1.24	14.47-
25205-1000-52314-1010-001118-1411-00000	Vision				.63	.63-
25205-1000-52315-1010-001118-1411-00000	Disability			34.23	4.89	39.12-
25205-1000-52710-1010-001118-1411-00000	WorkersCompPrem				253.00	253.00-
25205-1000-52720-1010-001118-1411-00000	WorkrsCompERFee				.46	.46-
25205-1000-55813-1010-001118-0000-00000	EmpTravNonTeach		5,252.00			5,252.00
25205-1000-55817-1010-001118-0000-00000	Student Travel		600.00			600.00
25205-1000-55915-1010-001118-0000-00000	OthContractSvcs		12,418.00			12,418.00
25205-1000-56112-1010-001118-0000-00000	Other Textbooks				1,297.80	1,297.80-
25205-1000-56113-1010-001118-0000-00000	Software				4,518.00	4,518.00-
25205-1000-56118-1010-001118-0000-00000	GenSuppliesMats		10,873.00			10,873.00
25205-1000-56119-1010-001118-0000-00000	SupAst<5K				2,194.18	2,194.18-
<b>Total for Func 1000 and Expense accounts</b>		<b>.00</b>	<b>50,122.00</b>	<b>17,220.96</b>	<b>11,255.96</b>	<b>21,645.08</b>
<b>Funds 25205 - GearUpNMInit, Func 2500 - Central Svcs</b>						

Selection Grouped by Account Type, Filtered by User Permissions, (Org = 130, Online/Offline = N, Period = 3, UnPosted JEs? = N, Assets and Liabilities? = N, Restricted Accts? = Y, Funds = 1.8, Objct = 5, Obj Digits = 0, Page Break Lvl = )

Balances through 09/30/2022						Fiscal Year 2022/23
Funds - Func - Obj ct - Pr gm - Locat n - Jb Cl - Opt nl	Description	Adopted Budget	Revised Budget	Encumbered	Expenditure	Account Balance
<b>Funds 25205 - GearUpNMInit, Func 2500 - Central Svcs</b>						
25205-2500-53330-0000-001118-0000-00000	ProfessDevelop		3,837.00			3,837.00
<b>Total for Func 2500 and Expense accounts</b>		<b>.00</b>	<b>3,837.00</b>	<b>.00</b>	<b>.00</b>	<b>3,837.00</b>
<b>Funds 25205 - GearUpNMInit, Func 3100 - FoodSvcsOpertns</b>						
25205-3100-56116-0000-001118-0000-00000	Food		2,500.00			2,500.00
<b>Total for Func 3100 and Expense accounts</b>		<b>.00</b>	<b>2,500.00</b>	<b>.00</b>	<b>.00</b>	<b>2,500.00</b>
<b>Total for Funds 25205</b>		<b>.00</b>	<b>56,459.00</b>	<b>17,220.96</b>	<b>11,255.96</b>	<b>27,982.08</b>
<b>Funds 25250 - SEG-FedStim, Func 1000 - Instruction</b>						
25250-1000-51300-9000-001118-1621-00000	AddtnlCompenstr,Sum/After				232.50	232.50-
25250-1000-52111-9000-001118-1621-00000	EducRetirement				39.87	39.87-
25250-1000-52112-9000-001118-1621-00000	ERARetireeHlth				4.65	4.65-
25250-1000-52210-9000-001118-1621-00000	FICA Payments				14.42	14.42-
25250-1000-52220-9000-001118-1621-00000	MedicarePaymnts				3.37	3.37-
<b>Total for Funds 25250, Func 1000 and Expense accounts</b>		<b>.00</b>	<b>.00</b>	<b>.00</b>	<b>294.81</b>	<b>294.81-</b>
<b>Funds 26107 - RECDistFisclAgt, Func 1000 - Instruction</b>						
26107-1000-51100-1010-001118-1711-00000	SalariesExpense,InstAsst1		205,000.00	175,324.16	31,877.12	2,201.28-
26107-1000-51200-1010-001118-1711-00000	OvertimeExpense,InstAsst1				446.26	446.26-
26107-1000-51300-1010-001118-1711-00000	AddtnlCompenstr,InstAsst1		12,400.00		332.50	12,067.50
26107-1000-52111-1010-001118-1711-00000	EducRetirement		37,621.00	30,067.84	5,600.46	1,952.70
26107-1000-52112-1010-001118-1711-00000	ERARetireeHlth		4,348.00	3,505.92	653.04	189.04
26107-1000-52210-1010-001118-1711-00000	FICA Payments		13,479.00	10,688.53	1,999.21	791.26
26107-1000-52220-1010-001118-1711-00000	MedicarePaymnts		3,152.00	2,499.23	467.48	185.29
26107-1000-52311-1010-001118-1711-00000	Hth&MedPremiums			4,383.33	351.83	4,735.16-
26107-1000-52312-1010-001118-1711-00000	Life			386.61	47.34	433.95-
26107-1000-52500-1010-001118-1711-00000	UnemploymntComp			559.30	96.11	655.41-
26107-1000-52720-1010-001118-1711-00000	WorkrsCompERFee				18.40	18.40-
26107-1000-53711-1010-001118-0000-00000	Other Charges		1,840.00			1,840.00
<b>Total for Funds 26107, Func 1000 and Expense accounts</b>		<b>.00</b>	<b>277,840.00</b>	<b>227,414.92</b>	<b>41,889.75</b>	<b>8,535.33</b>
<b>Funds 27107 - 2012GOBondsSB66, Func 2200 - Suppt Svcs Inst</b>						
27107-2200-56114-0000-001118-0000-00000	LibraryAudioVis	3,713.00	3,713.00			3,713.00
<b>Total for Funds 27107, Func 2200 and Expense accounts</b>		<b>3,713.00</b>	<b>3,713.00</b>	<b>.00</b>	<b>.00</b>	<b>3,713.00</b>
<b>Funds 27149 - PreK Initiative, Func 1000 - Instruction</b>						
27149-1000-51100-1010-001118-1414-00000	SalariesExpense,TeachersP	122,204.00	122,204.00	111,699.28	20,308.96	9,804.24-
27149-1000-51100-1010-001118-1714-00000	SalariesExpense,InstAsstP	18,809.00	18,809.00	19,769.64	3,594.48	4,555.12-
27149-1000-51200-1010-001118-1714-00000	OvertimeExpense,InstAsstP				205.35	205.35-

Selection Grouped by Account Type, Filtered by User Permissions, (Org = 130, Online/Offline = N, Period = 3, UnPosted JEs? = N, Assets and Liabilities? = N, Restricted Accts? = Y, Funds = 1.8, Objct = 5, Obj Digits = 0, Page Break Lvl = )

Balances through 09/30/2022						Fiscal Year 2022/23	
Funds- Func- Obj ct - Pr gm- Locat n- JbCl - Opt nl	Description	Adopted Budget	Revised Budget	Encumbered	Expenditure	Account Balance	
<b>Funds 27149 - PreK Initiative, Func 1000 - Instruction (continued)</b>							
27149- 1000- 51300- 1010- 001118- 1414- 00000	AddnlCompenstn,TeachersP	7,113.00	7,113.00			7,113.00	
27149- 1000- 51300- 1010- 001118- 1714- 00000	AddnlCompenstn,InstAsstP	2,300.00	2,300.00		54.75	2,245.25	
27149- 1000- 52111- 0000- 001118- 2000- 00000	EducRetirement	25,802.00	25,802.00			25,802.00	
27149- 1000- 52111- 1010- 001118- 1414- 00000	EducRetirement			19,156.28	3,482.96	22,639.24-	
27149- 1000- 52111- 1010- 001118- 1714- 00000	EducRetirement			3,390.42	661.05	4,051.47-	
27149- 1000- 52112- 0000- 001118- 2000- 00000	ERARetireeHlth	3,012.00	3,012.00			3,012.00	
27149- 1000- 52112- 1010- 001118- 1414- 00000	ERARetireeHlth			2,233.88	406.16	2,640.04-	
27149- 1000- 52112- 1010- 001118- 1714- 00000	ERARetireeHlth			395.34	77.08	472.42-	
27149- 1000- 52210- 0000- 001118- 2000- 00000	FICA Payments	9,329.00	9,329.00			9,329.00	
27149- 1000- 52210- 1010- 001118- 1414- 00000	FICA Payments			6,925.16	1,259.12	8,184.28-	
27149- 1000- 52210- 1010- 001118- 1714- 00000	FICA Payments			1,112.43	222.22	1,334.65-	
27149- 1000- 52220- 0000- 001118- 2000- 00000	MedicarePaymnts	2,184.00	2,184.00			2,184.00	
27149- 1000- 52220- 1010- 001118- 1414- 00000	MedicarePaymnts			1,619.64	294.48	1,914.12-	
27149- 1000- 52220- 1010- 001118- 1714- 00000	MedicarePaymnts			260.20	51.96	312.16-	
27149- 1000- 52311- 1010- 001118- 1714- 00000	Hth&MedPremiums			3,292.80	317.89	3,610.69-	
27149- 1000- 52312- 0000- 001118- 2000- 00000	Life	171.00	171.00			171.00	
27149- 1000- 52312- 1010- 001118- 1414- 00000	Life			110.46	10.52	120.98-	
27149- 1000- 52312- 1010- 001118- 1714- 00000	Life			55.23	7.89	63.12-	
27149- 1000- 52313- 1010- 001118- 1714- 00000	Dental			97.86	5.03	102.89-	
27149- 1000- 52500- 0000- 001118- 2000- 00000	UnemploymntComp	270.00	270.00			270.00	
27149- 1000- 52500- 1010- 001118- 1714- 00000	UnemploymntComp			65.34	12.72	78.06-	
27149- 1000- 52710- 0000- 001118- 2000- 00000	WorkersCompPrem	2,511.00	2,511.00			2,511.00	
27149- 1000- 52710- 1010- 001118- 1414- 00000	WorkersCompPrem				2,176.00	2,176.00-	
27149- 1000- 52710- 1010- 001118- 1714- 00000	WorkersCompPrem				335.00	335.00-	
27149- 1000- 52720- 0000- 001118- 2000- 00000	WorkrsCompERFee	30.00	30.00			30.00	
27149- 1000- 52720- 1010- 001118- 1414- 00000	WorkrsCompERFee				4.60	4.60-	
27149- 1000- 52720- 1010- 001118- 1714- 00000	WorkrsCompERFee				2.30	2.30-	
27149- 1000- 56118- 1010- 001118- 0000- 00000	GenSuppliesMats	56,440.00	56,440.00	5,767.30	33,544.34	17,128.36	
27149- 1000- 56119- 1010- 001118- 0000- 00000	SupAst<5K	10,001.00	10,001.00			10,001.00	
<b>Total for Func 1000 and Expense accounts</b>		<b>260,176.00</b>	<b>260,176.00</b>	<b>175,951.26</b>	<b>67,034.86</b>	<b>17,189.88</b>	
<b>Funds 27149 - PreK Initiative, Func 2600 - Op&amp;MaintofPlant</b>							
27149- 2600- 56119- 0000- 001118- 0000- 00000	SupAst<5K	10,000.00	10,000.00			10,000.00	
<b>Total for Func 2600 and Expense accounts</b>		<b>10,000.00</b>	<b>10,000.00</b>	<b>.00</b>	<b>.00</b>	<b>10,000.00</b>	
<b>Total for Funds 27149</b>		<b>270,176.00</b>	<b>270,176.00</b>	<b>175,951.26</b>	<b>67,034.86</b>	<b>27,189.88</b>	

**Funds 27155 - BrkfastElemStud, Func 3100 - FoodSvcsOpertns**

Selection Grouped by Account Type, Filtered by User Permissions, (Org = 130, Online/Offline = N, Period = 3, UnPosted JEs? = N, Assets and Liabilities? = N, Restricted Accts? = Y, Funds = 1.8, Objct = 5, Obj Digits = 0, Page Break Lvl = )



Balances through 09/30/2022						Fiscal Year 2022/23	
Funds- Func- Obj ct - Pr gm- Locat n- JbCl - Opt nl	Description	Adopted Budget	Revised Budget	Encumbered	Expenditure	Account Balance	
<b>Funds 27155 - BrkfastElemStud, Func 3100 - FoodSvcsOpertns</b>							
27155- 3100- 56116- 0000- 001118- 0000- 00000	Food	4,899.00	4,899.00			4,899.00	
<b>Total for Funds 27155, Func 3100 and Expense accounts</b>		<b>4,899.00</b>	<b>4,899.00</b>	<b>.00</b>	<b>.00</b>	<b>4,899.00</b>	
<b>Funds 31200 - PubSchCapOutlay, Func 4000 - Capital Outlay</b>							
31200- 4000- 54610- 0000- 001118- 0000- 00000	RentlLandBldngs			141,609.05		141,609.05-	
<b>Total for Funds 31200, Func 4000 and Expense accounts</b>		<b>.00</b>	<b>.00</b>	<b>141,609.05</b>	<b>.00</b>	<b>141,609.05-</b>	
<b>Funds 31600 - CapImprvmtsHB33, Func 2300 - SupptSvcs-Admin</b>							
31600- 2300- 53712- 0000- 001118- 0000- 00000	CityTaxCollCost	5,433.00	5,433.00		86.95	5,346.05	
<b>Total for Func 2300 and Expense accounts</b>		<b>5,433.00</b>	<b>5,433.00</b>	<b>.00</b>	<b>86.95</b>	<b>5,346.05</b>	
<b>Funds 31600 - CapImprvmtsHB33, Func 4000 - Capital Outlay</b>							
31600- 4000- 57200- 0000- 001118- 0000- 00000	BuildingPurchase	1,689,752.00	1,689,752.00			1,689,752.00	
<b>Total for Func 4000 and Expense accounts</b>		<b>1,689,752.00</b>	<b>1,689,752.00</b>	<b>.00</b>	<b>.00</b>	<b>1,689,752.00</b>	
<b>Total for Funds 31600</b>		<b>1,695,185.00</b>	<b>1,695,185.00</b>	<b>.00</b>	<b>86.95</b>	<b>1,695,098.05</b>	
<b>Funds 31701 - CapImprvsSB9Loc, Func 2300 - SupptSvcs-Admin</b>							
31701- 2300- 53712- 0000- 001118- 0000- 00000	CityTaxCollCost	2,700.00	2,700.00		44.22	2,655.78	
<b>Total for Func 2300 and Expense accounts</b>		<b>2,700.00</b>	<b>2,700.00</b>	<b>.00</b>	<b>44.22</b>	<b>2,655.78</b>	
<b>Funds 31701 - CapImprvsSB9Loc, Func 4000 - Capital Outlay</b>							
31701- 4000- 54315- 0000- 001118- 0000- 00000	MntRepBlgsGrdEq	41,500.00	41,500.00	1,451.80		40,048.20	
31701- 4000- 57200- 0000- 001118- 0000- 00000	BuildingPurchase	205,195.00	205,195.00			205,195.00	
31701- 4000- 57331- 0000- 001118- 0000- 00000	FixedAssets>\$5k			864.33	31,777.21	32,641.54-	
<b>Total for Func 4000 and Expense accounts</b>		<b>246,695.00</b>	<b>246,695.00</b>	<b>2,316.13</b>	<b>31,777.21</b>	<b>212,601.66</b>	
<b>Total for Funds 31701</b>		<b>249,395.00</b>	<b>249,395.00</b>	<b>2,316.13</b>	<b>31,821.43</b>	<b>215,257.44</b>	
<b>Funds 31703 - SB9 SMCash, Func 4000 - Capital Outlay</b>							
31703- 4000- 56119- 0000- 001118- 0000- 00000	SupAst<5K	9,854.00	9,854.00	20,757.72	2,975.00	13,878.72-	
31703- 4000- 57200- 0000- 001118- 0000- 00000	BuildingPurchase	22,633.00	22,633.00			22,633.00	
<b>Total for Funds 31703, Func 4000 and Expense accounts</b>		<b>32,487.00</b>	<b>32,487.00</b>	<b>20,757.72</b>	<b>2,975.00</b>	<b>8,754.28</b>	
<b>Total for Org 130 - Christine Duncan Heritage</b>		<b>8,413,893.00</b>	<b>8,757,566.00</b>	<b>5,204,474.31</b>	<b>1,703,759.30</b>	<b>1,849,332.39</b>	