

Christine Duncan Heritage Academy
Financial Update
September 21, 2022

A. BARs

	<u>BAR #</u>	<u>Fund Description</u>	<u>Reason/Type</u>	<u>Amount</u>
1	2223-0003-IB	25205 - GEAR UP State Initiatives	Initial Budget	\$ 56,459
2	2223-0004-M	24106 - Entitlement IDEA B	1000 Function Maintenance	\$ -
3	2223-0005-T	24106 - Entitlement IDEA B	Transfer	\$ -
4	2223-0006-IB	23000 - Non Instructional Support	Initial Budget	\$ 10,663
5	2223-0007-T	24101 - Title I	Transer	\$ -

B. Payroll & Accounts Payable Payment Vouchers

1 August 2022

C. Financial Statement Reports - as of August 31, 2022

1 Financial Analysis
 2 Bank Reconciliations

D. Other

1 None

Must submit backup for all BARs,
except transfers of funds for SEG or
direct grants

STATE OF NEW MEXICO
PUBLIC EDUCATION DEPARTMENT
300 Don Gaspar Santa Fe, NM 87501-2786
Budget Adjustment Request

Doc. ID: 001-118-2223-0003-IB

Fund Type: Direct Grant

Adjustment Type: Initial Budget

Fiscal Year: 2022-2023

Entity Name: Christine Duncan Heritage Academy

Adjustment Changes Intent/Scope of Program Yes or No?: No

Contact: Samantha Silva, Assistant Business Manager

Total Approved Budget (Flowthrough):

Phone: 505-620-2052

Email: sammi@k12accounting.com

FLOWTHROUGH ONLY	
Budget Period: Jul 1 2022 12:00AM	To: Jun 30 2023 12:00AM
A. Approved Carryover:	
B. Total Current Year Allocation:	
D. Total Funding Available:	

Revenue 25205.0000.43203 \$56,459

Fund	Function	Object	Program	Location	Job Class	Present Budget	Adj Amt Exp	Adj Budget	ADD'L FTE
25205 GEAR UP NM State Initiatives	1000 Instruction	51100 Salaries Expense	1010 Regular Education (PreK-12) Programs	001118 Christine Duncan Heritage Academy	1411 Teachers- Grades 1-12		\$12,840	\$12,840	0.20
25205 GEAR UP NM State Initiatives	1000 Instruction	51300 Additional Compensation	1010 Regular Education (PreK-12) Programs	001118 Christine Duncan Heritage Academy	1411 Teachers- Grades 1-12		\$2,700	\$2,700	
25205 GEAR UP NM State Initiatives	1000 Instruction	52111 Educational Retirement	1010 Regular Education (PreK-12) Programs	001118 Christine Duncan Heritage Academy	1411 Teachers- Grades 1-12		\$2,665	\$2,665	
25205 GEAR UP NM State Initiatives	1000 Instruction	52112 ERA - Retiree Health	1010 Regular Education (PreK-12) Programs	001118 Christine Duncan Heritage Academy	1411 Teachers- Grades 1-12		\$311	\$311	
25205 GEAR UP NM State Initiatives	1000 Instruction	52210 FICA Payments	1010 Regular Education (PreK-12) Programs	001118 Christine Duncan Heritage Academy	1411 Teachers- Grades 1-12		\$963	\$963	
25205 GEAR UP NM State Initiatives	1000 Instruction	52220 Medicare Payments	1010 Regular Education (PreK-12) Programs	001118 Christine Duncan Heritage Academy	1411 Teachers- Grades 1-12		\$225	\$225	
25205 GEAR UP NM State Initiatives	1000 Instruction	52311 Health and Medical Premiums	1010 Regular Education (PreK-12) Programs	001118 Christine Duncan Heritage Academy	1411 Teachers- Grades 1-12		\$1,275	\$1,275	
25205 GEAR UP NM State Initiatives	1000 Instruction	55813 Employee Travel - Non- Teachers	1010 Regular Education (PreK-12) Programs	001118 Christine Duncan Heritage Academy	0000 No Job Class		\$5,252	\$5,252	
25205 GEAR UP NM State Initiatives	1000 Instruction	55817 Student Travel	1010 Regular Education (PreK-12) Programs	001118 Christine Duncan Heritage Academy	0000 No Job Class		\$600	\$600	
25205 GEAR UP NM State Initiatives	1000 Instruction	55915 Other Contract Services	1010 Regular Education (PreK-12) Programs	001118 Christine Duncan Heritage Academy	0000 No Job Class		\$12,418	\$12,418	
25205 GEAR UP NM State Initiatives	1000 Instruction	56118 General Supplies and Materials	1010 Regular Education (PreK-12) Programs	001118 Christine Duncan Heritage Academy	0000 No Job Class		\$10,873	\$10,873	

25205 GEAR UP NM State Initiatives	2500 Central Services	53330 Professional Development	0000 No Program	001118 Christine Duncan Heritage Academy	0000 No Job Class		\$3,837	\$3,837	Page 3 of 42
25205 GEAR UP NM State Initiatives	3100 Food Services Operations	56116 Food	0000 No Program	001118 Christine Duncan Heritage Academy	0000 No Job Class		\$2,500	\$2,500	
						Sub Total	\$56,459		0.20
						Indirect Cost			
						DOC. TOTAL	\$56,459		

Justification:

Award Letter

Compliance with Sections 10-15-1 and 22-8-12, NMSA, 1978 Compilation:

A. The requested budget/changes were authorized at a scheduled Board of Education or Governance Council meeting open to the public on:

B. Justification for the transfer: Explanation such as "underbudgeted", "insufficient budget", or "needed to close out Project" ARE NOT ACCEPTABLE. Attach additional sheets if necessary.

ALL TRANSFER BARS MUST NET OUT TO ZERO ON THE DOC. TOTAL LINE.

Must submit backup for all BARs,
except transfers of funds for SEG or
direct grants

STATE OF NEW MEXICO
PUBLIC EDUCATION DEPARTMENT
300 Don Gaspar Santa Fe, NM 87501-2786
Budget Adjustment Request

Doc. ID: 001-118-2223-0004-M

Fund Type: Flowthrough

Adjustment Type: Maintenance

Fiscal Year: 2022-2023

Entity Name: Christine Duncan Heritage Academy

Adjustment Changes Intent/Scope of Program Yes or No?: No

Contact: Samantha Silva, Assistant Business Manager

Total Approved Budget (Flowthrough):

Phone: 505-620-2052

Email: sammi@k12accounting.com

FLOWTHROUGH ONLY	
Budget Period: Jul 1 2022 12:00AM	To: Jun 30 2023 12:00AM
A. Approved Carryover:	
B. Total Current Year Allocation:	
D. Total Funding Available:	

Fund	Function	Object	Program	Location	Job Class	Present Budget	Adj Amt Exp	Adj Budget	ADD'L FTE
24106 Entitlement IDEA-B	1000 Instruction	51300 Additional Compensation	2000 Special Programs	001118 Christine Duncan Heritage Academy	1712 Instructional Assistants - Special Education	\$6,554	(\$6,029)	\$525	
24106 Entitlement IDEA-B	1000 Instruction	52111 Educational Retirement	0000 No Program	001118 Christine Duncan Heritage Academy	2000 No Job Class	\$7,127	(\$7,127)		
24106 Entitlement IDEA-B	1000 Instruction	52112 ERA - Retiree Health	0000 No Program	001118 Christine Duncan Heritage Academy	2000 No Job Class	\$833	(\$833)		
24106 Entitlement IDEA-B	1000 Instruction	52210 FICA Payments	0000 No Program	001118 Christine Duncan Heritage Academy	2000 No Job Class	\$2,578	(\$2,578)		
24106 Entitlement IDEA-B	1000 Instruction	52220 Medicare Payments	0000 No Program	001118 Christine Duncan Heritage Academy	2000 No Job Class	\$605	(\$605)		
24106 Entitlement IDEA-B	1000 Instruction	52312 Life	0000 No Program	001118 Christine Duncan Heritage Academy	2000 No Job Class	\$114	(\$114)		
24106 Entitlement IDEA-B	1000 Instruction	52313 Dental	0000 No Program	001118 Christine Duncan Heritage Academy	2000 No Job Class	\$224	(\$224)		
24106 Entitlement IDEA-B	1000 Instruction	52314 Vision	0000 No Program	001118 Christine Duncan Heritage Academy	2000 No Job Class	\$49	(\$49)		
24106 Entitlement IDEA-B	1000 Instruction	52500 Unemployment Compensation	0000 No Program	001118 Christine Duncan Heritage Academy	2000 No Job Class	\$180	(\$180)		
24106 Entitlement IDEA-B	1000 Instruction	52710 Workers Compensation Premium	0000 No Program	001118 Christine Duncan Heritage Academy	2000 No Job Class	\$571	(\$571)		
24106 Entitlement IDEA-B	1000 Instruction	52720 Workers Compensation Employer's Fee	0000 No Program	001118 Christine Duncan Heritage Academy	2000 No Job Class	\$20	(\$20)		

24106 Entitlement IDEA-B	1000 Instruction	51100 Salaries Expense	2000 Special Programs	001118 Christine Duncan Heritage Academy	1712 Instructional Assistants - Special Education	\$31,987	\$5,064	\$37,051	Page 5 of 42
24106 Entitlement IDEA-B	1000 Instruction	52111 Educational Retirement	2000 Special Programs	001118 Christine Duncan Heritage Academy	1712 Instructional Assistants - Special Education		\$6,364	\$6,364	
24106 Entitlement IDEA-B	1000 Instruction	52112 ERA - Retiree Health	2000 Special Programs	001118 Christine Duncan Heritage Academy	1712 Instructional Assistants - Special Education		\$743	\$743	
24106 Entitlement IDEA-B	1000 Instruction	52210 FICA Payments	2000 Special Programs	001118 Christine Duncan Heritage Academy	1712 Instructional Assistants - Special Education		\$2,268	\$2,268	
24106 Entitlement IDEA-B	1000 Instruction	52220 Medicare Payments	2000 Special Programs	001118 Christine Duncan Heritage Academy	1712 Instructional Assistants - Special Education		\$531	\$531	
24106 Entitlement IDEA-B	1000 Instruction	52312 Life	2000 Special Programs	001118 Christine Duncan Heritage Academy	1712 Instructional Assistants - Special Education		\$129	\$129	
24106 Entitlement IDEA-B	1000 Instruction	52313 Dental	2000 Special Programs	001118 Christine Duncan Heritage Academy	1712 Instructional Assistants - Special Education		\$257	\$257	
24106 Entitlement IDEA-B	1000 Instruction	52314 Vision	2000 Special Programs	001118 Christine Duncan Heritage Academy	1712 Instructional Assistants - Special Education		\$57	\$57	
24106 Entitlement IDEA-B	1000 Instruction	52500 Unemployment Compensation	2000 Special Programs	001118 Christine Duncan Heritage Academy	1712 Instructional Assistants - Special Education		\$123	\$123	
24106 Entitlement IDEA-B	1000 Instruction	52710 Workers Compensation Premium	2000 Special Programs	001118 Christine Duncan Heritage Academy	1712 Instructional Assistants - Special Education		\$571	\$571	
24106 Entitlement IDEA-B	1000 Instruction	56113 Software	2000 Special Programs	001118 Christine Duncan Heritage Academy	0000 No Job Class		\$1,928	\$1,928	
24106 Entitlement IDEA-B	1000 Instruction	56118 General Supplies and Materials	2000 Special Programs	001118 Christine Duncan Heritage Academy	0000 No Job Class		\$295	\$295	
Sub Total							\$0		
Indirect Cost									
DOC. TOTAL							\$0		

Justification:

1000 Function Maintenance

Compliance with Sections 10-15-1 and 22-8-12, NMSA, 1978 Compilation:

A. The requested budget/changes were authorized at a scheduled Board of Education or Governance Council meeting open to the public on:

B. Justification for the transfer: Explanation such as "underbudgeted", "insufficient budget", or "needed to close out Project" ARE NOT ACCEPTABLE. Attach additional sheets if necessary.

ALL TRANSFER BARS MUST NET OUT TO ZERO ON THE DOC. TOTAL LINE.

Must submit backup for all BARs,
except transfers of funds for SEG or
direct grants

STATE OF NEW MEXICO
PUBLIC EDUCATION DEPARTMENT
300 Don Gaspar Santa Fe, NM 87501-2786
Budget Adjustment Request

Doc. ID: 001-118-2223-0005-T

Fund Type: Flowthrough

Adjustment Type: Transfer

Fiscal Year: 2022-2023

Entity Name: Christine Duncan Heritage Academy

Adjustment Changes Intent/Scope of Program Yes or No?: No

Contact: Samantha Silva, Assistant Business Manager

Total Approved Budget (Flowthrough):

Phone: 505-620-2052

Email: sammi@k12accounting.com

FLOWTHROUGH ONLY	
Budget Period: 07/01/2022	To: 06/30/2023
A. Approved Carryover:	
B. Total Current Year Allocation:	
D. Total Funding Available:	

Fund	Function	Object	Program	Location	Job Class	Present Budget	Adj Amt Exp	Adj Budget	ADD'L FTE
24106 Entitlement IDEA-B	2100 Support Services-Students	53212 Speech Therapists - Contracted	2000 Special Programs	001118 Christine Duncan Heritage Academy	0000 No Job Class	\$39,257	(\$4,872)	\$34,385	
24106 Entitlement IDEA-B	1000 Instruction	56113 Software	2000 Special Programs	001118 Christine Duncan Heritage Academy	0000 No Job Class		\$4,872	\$4,872	
Sub Total							\$0		
Indirect Cost									
DOC. TOTAL							\$0		

Justification:

Transfer

Compliance with Sections 10-15-1 and 22-8-12, NMSA, 1978 Compilation:

A. The requested budget/changes were authorized at a scheduled Board of Education or Governance Council meeting open to the public on:

B. Justification for the transfer: Explanation such as "underbudgeted", "insufficient budget", or "needed to close out Project" ARE NOT ACCEPTABLE. Attach additional sheets if necessary.

ALL TRANSFER BARS MUST NET OUT TO ZERO ON THE DOC. TOTAL LINE.

Must submit backup for all BARs, except transfers of funds for SEG or direct grants

STATE OF NEW MEXICO
PUBLIC EDUCATION DEPARTMENT
 300 Don Gaspar Santa Fe, NM 87501-2786
Budget Adjustment Request

Doc. ID: 001-118-2223-0006-IB
Fund Type: General Fund / Capital Outlay / Debt Service

Adjustment Type: Initial Budget

Fiscal Year: 2022-2023

Entity Name: Christine Duncan Heritage Academy

Adjustment Changes Intent/Scope of Program Yes or No?: No

Contact: Samantha Silva, Assistant Business Manager

Total Approved Budget (Flowthrough):

Phone: 505-620-2052

Email: sammi@k12accounting.com

FLOWTHROUGH ONLY	
Budget Period: Jul 1 2022 12:00AM	To: Jun 30 2023 12:00AM
A. Approved Carryover:	
B. Total Current Year Allocation:	
D. Total Funding Available:	

Revenue 23000.0000.11112 \$10,663

Fund	Function	Object	Program	Location	Job Class	Present Budget	Adj Amt Exp	Adj Budget	ADD'L FTE
23000 Non-Instructional Support	1000 Instruction	56118 General Supplies and Materials	9000 Co-Curricular and Extra-Curricular Activities	001118 Christine Duncan Heritage Academy	0000 No Job Class		\$10,663	\$10,663	
Sub Total							\$10,663		
Indirect Cost									
DOC. TOTAL							\$10,663		

Justification:

To budget for 23000

Compliance with Sections 10-15-1 and 22-8-12, NMSA, 1978 Compilation:

A. The requested budget/changes were authorized at a scheduled Board of Education or Governance Council meeting open to the public on:

B. Justification for the transfer: Explanation such as "underbudgeted", "insufficient budget", or "needed to close out Project" ARE NOT ACCEPTABLE. Attach additional sheets if necessary.

ALL TRANSFER BARS MUST NET OUT TO ZERO ON THE DOC. TOTAL LINE.

Must submit backup for all BARs,
except transfers of funds for SEG or
direct grants

STATE OF NEW MEXICO
PUBLIC EDUCATION DEPARTMENT
300 Don Gaspar Santa Fe, NM 87501-2786
Budget Adjustment Request

Doc. ID: 001-118-2223-0007-T

Fund Type: Flowthrough

Adjustment Type: Transfer

Fiscal Year: 2022-2023

Entity Name: Christine Duncan Heritage Academy

Adjustment Changes Intent/Scope of Program Yes or No?: No

Contact: Samantha Silva, Assistant Business Manager

Total Approved Budget (Flowthrough):

Phone: 505-620-2052

Email: sammi@k12accounting.com

FLOWTHROUGH ONLY	
Budget Period: 07/01/2022	To: 06/30/2023
A. Approved Carryover:	
B. Total Current Year Allocation:	
D. Total Funding Available:	

Fund	Function	Object	Program	Location	Job Class	Present Budget	Adj Amt Exp	Adj Budget	ADD'L FTE
24101 Title I - ESEA	2100 Support Services-Students	51100 Salaries Expense	0000 No Program	001118 Christine Duncan Heritage Academy	1218 School/Student Support	\$37,493	(\$25,900)	\$11,593	
24101 Title I - ESEA	2100 Support Services-Students	52111 Educational Retirement	0000 No Program	001118 Christine Duncan Heritage Academy	2000 No Job Class	\$6,431	(\$6,431)		
24101 Title I - ESEA	2100 Support Services-Students	52210 FICA Payments	0000 No Program	001118 Christine Duncan Heritage Academy	2000 No Job Class	\$2,325	(\$2,325)		
24101 Title I - ESEA	2100 Support Services-Students	53711 Other Charges	0000 No Program	001118 Christine Duncan Heritage Academy	0000 No Job Class	\$3,262	(\$2,331)	\$931	
24101 Title I - ESEA	1000 Instruction	51100 Salaries Expense	1010 Regular Education (PreK-12) Programs	001118 Christine Duncan Heritage Academy	1411 Teachers- Grades 1-12	\$66,278	\$36,987	\$103,265	
Sub Total							\$0		
Indirect Cost									
DOC. TOTAL							\$0		

Justification:

To align with budget call

Compliance with Sections 10-15-1 and 22-8-12, NMSA, 1978 Compilation:

A. The requested budget/changes were authorized at a scheduled Board of Education or Governance Council meeting open to the public on:

B. Justification for the transfer: Explanation such as "underbudgeted", "insufficient budget", or "needed to close out Project" ARE NOT ACCEPTABLE. Attach additional sheets if necessary.

ALL TRANSFER BARS MUST NET OUT TO ZERO ON THE DOC. TOTAL LINE.

Checks Dated 08/01/2022 through 08/31/2022

Check Number	Check Date	Pay to the Order of	Check Amount
13702	08/05/2022	Association of Charter School Education Services	15,046.25
13703	08/05/2022	MidSchoolMath, LLC	2,815.80
13704	08/05/2022	MobyMax, LLC	3,495.00
13705	08/05/2022	Rachel Gamboa	200.00
13706	08/05/2022	Rising Sun Technologies	13,282.00
13707	08/05/2022	Roberto Muro	491.01
13708	08/05/2022	Saylor Family Trust, LLC	514.58
13709	08/05/2022	Saylor Family Trust, LLC	37,500.00
13710	08/05/2022	Teacher Created Materials	4,476.94
13711	08/12/2022	ABCWUA	1,421.35
13712	08/12/2022	Association of Charter School Education Services	1,221.91
13713	08/12/2022	Conception Beltran	88.00
13714	08/12/2022	Crystal Springs	587.34
13715	08/12/2022	De Lage Landen Financial Services Inc	937.00
13716	08/12/2022	Diverse Development LLC	4,445.66
13717	08/12/2022	DMH Law, LLC	2,693.75
13718	08/12/2022	Really Good Stuff, LLC	340.02
13719	08/12/2022	Roberto Muro	120.23
13720	08/12/2022	Rodriguez, Yoana	52.32
13721	08/12/2022	Sandia Office Supplies	1,079.08
13722	08/12/2022	Sandia Office Supply	139.96
13723	08/12/2022	T-Mobile USA Inc	1,000.00
13724	08/12/2022	The Graduation Place	710.00
13725	08/12/2022	Verizon Wireless	232.35
13726	08/17/2022	Cooperative Educational Services	1,143.68
13727	08/17/2022	Crystal Springs	1,620.69
13728	08/17/2022	Ephesus Office Technologies	998.85
13729	08/17/2022	MajorClarity, Inc.	3,000.00
13730	08/17/2022	Patricia Rosales	44.00
13731	08/17/2022	Rachel Gamboa	187.74
13732	08/17/2022	Really Good Stuff, LLC	5,688.98
13733	08/17/2022	Theresa Bustos	169.85
13748	08/18/2022	Ephesus Office Technologies	683.53
13749	08/24/2022	ABCWUA	1,531.97
13750	08/24/2022	Association of Charter School Education Services	1,680.13
13751	08/24/2022	Comcast	136.75
13752	08/24/2022	Fiber Platform, LLC	870.35
13753	08/24/2022	Hector Marquez	1,500.00
13754	08/24/2022	NM Gas Company	29.42
13755	08/24/2022	PNM	5,238.02
13756	08/24/2022	Theresa Bustos	418.50
13757	08/30/2022	Albuquerque Public Schools Graphics	691.75
13758	08/30/2022	Alpine Protection LLC	79.98
13759	08/30/2022	Brady Industries, LLC	2,040.82
13760	08/30/2022	City of Albuquerque	25.00
13761	08/30/2022	Cooperative Educational Services	371.70
13762	08/30/2022	Jesus A Moncada	235.73
13763	08/30/2022	Karla Medrano	1,700.00
13764	08/30/2022	Melissa Maestas	24.99

The preceding Checks have been issued in accordance with the District's Policy and authorization of the Board of Trustees. It is recommended that the preceding Checks be approved.



Page 1 of 2

Checks Dated 08/01/2022 through 08/31/2022

Check Number	Check Date	Pay to the Order of	Check Amount
13765	08/30/2022	Orkin, 886-ALBUQUERQUE, NM	127.15
13766	08/30/2022	OTC Brands, Inc,	90.24
13767	08/30/2022	Paola Carbajal	44.00
13768	08/30/2022	Pitney Bowes Purchase Power	64.62
13769	08/30/2022	Quill Corporation	5,972.11
13770	08/30/2022	Rachel Gamboa	177.28
13771	08/30/2022	Rising Sun Technologies	5,103.50
13772	08/30/2022	Sandia Office Supply	419.88
13773	08/30/2022	The Prophet Corporation	604.13
13774	08/30/2022	The Stepping Stones Group LLC	1,281.21
13778	08/01/2022	NM Dept of Workforce Solutions	1,967.85
VCH-00000187	08/12/2022	NM Educational RetirementBoard	2,838.27
VCH-00000188	08/23/2022	NM Taxation/Revenue Department	4,545.93
VCH-00000189	08/09/2022	NM RHC	313.74
VCH-00000190	08/08/2022	NMPSIA	20,969.02
VCH-00000191	08/03/2022	New Mexico Taxation and Revenue Department	240.80
Total Number of Checks			65
			167,762.71

Fund Recap

Fund	Description	Check Count	Expensed Amount
11000	Operational Fund	54	139,258.46
21000	Food Services Fund	8	1,118.76
23001	Athletic	1	604.13
23010	Admin Discretionary Account	4	813.34
24101	Title I - IASA	4	702.51
24106	IDEA-B Entitlement	5	3,582.75
24153	English Language Acquisition	1	4,476.94
24308	CRRSA, ESSER II	4	948.07
25205	Gear Up New Mexico Initiative	7	8,336.58
26107	REC/District Fiscal Agent	1	13.20
27149	PreK Initiative	7	7,892.64
28211	NM Schools Covid Testing	1	15.33
Total Number of Checks		65	167,762.71
Less Unpaid Tax Liability			.00
Net (Check Amount)			167,762.71

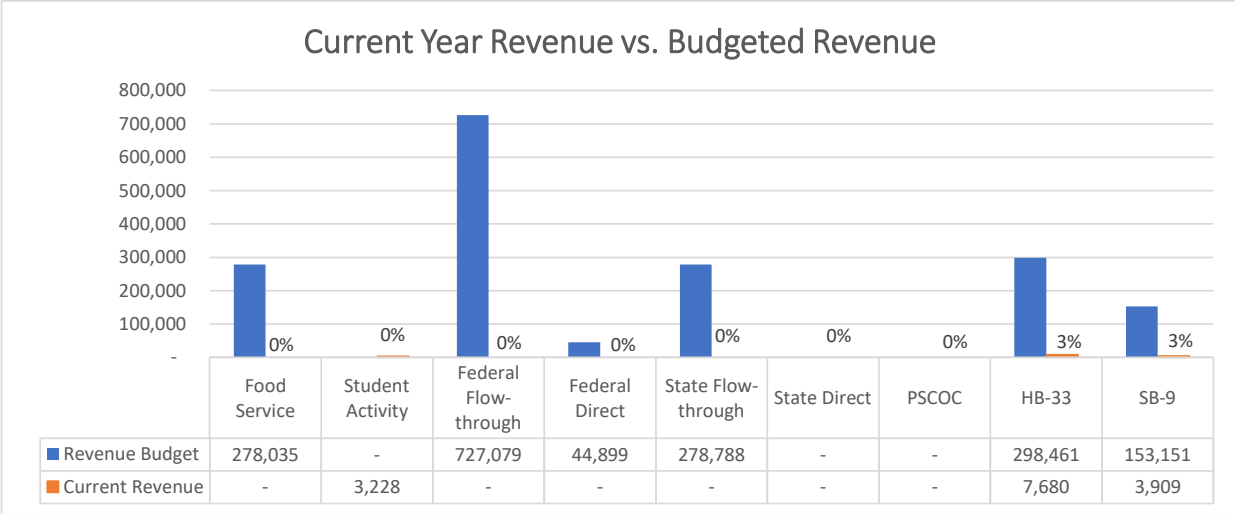
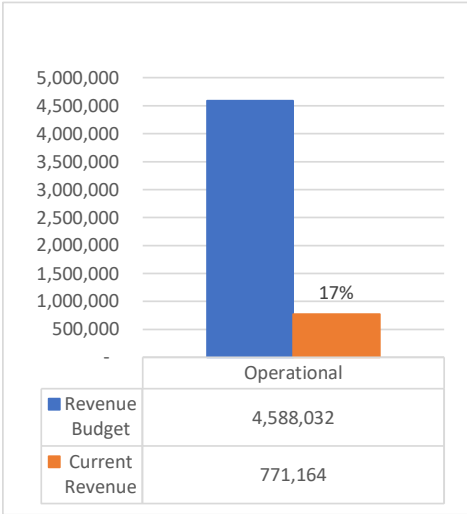
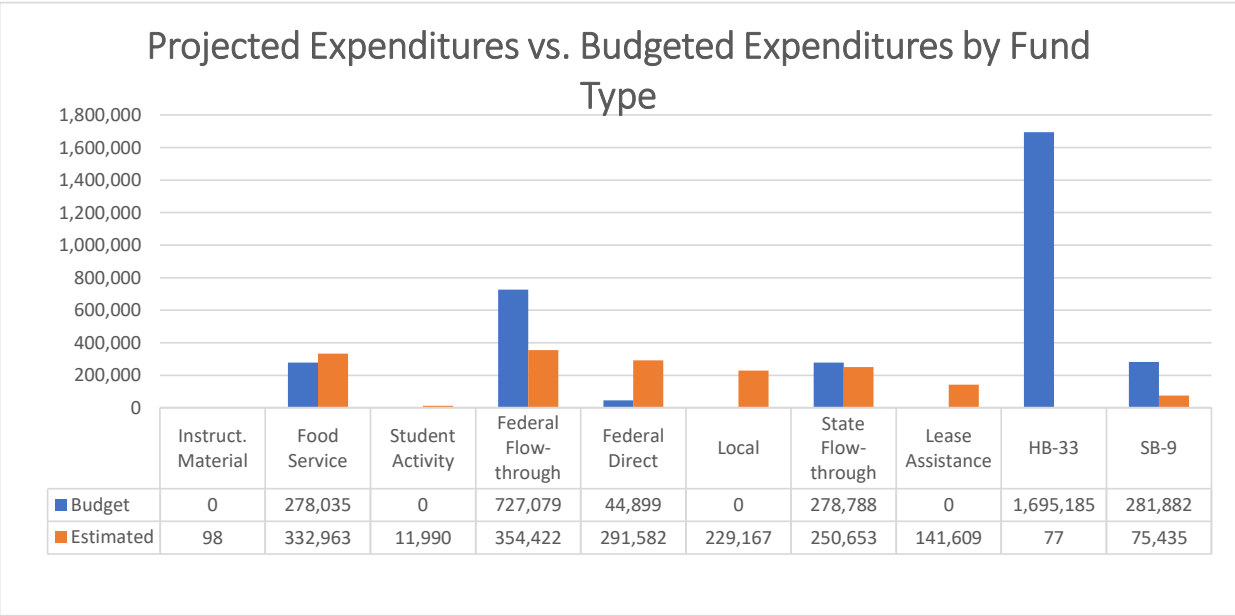
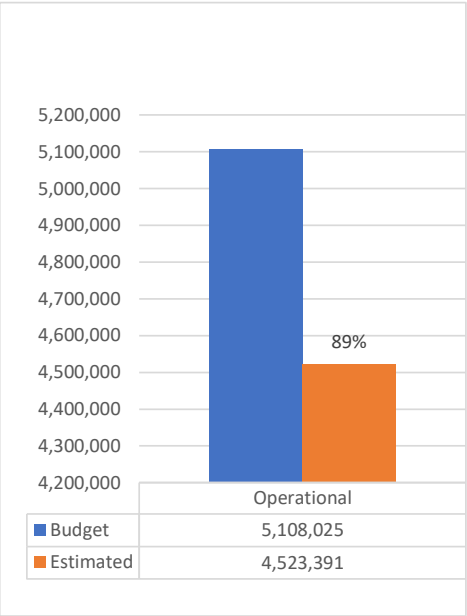
The preceding Checks have been issued in accordance with the District's Policy and authorization of the Board of Trustees. It is recommended that the preceding Checks be approved.



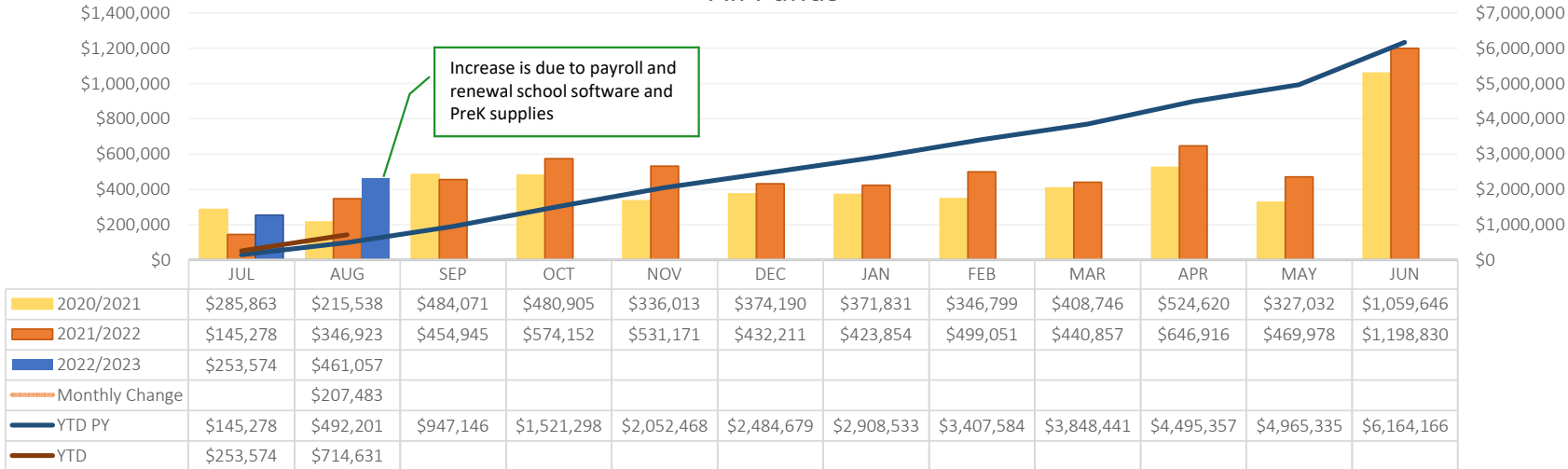
Christine Duncan Heritage Academy

Expenditure Analytical Review

August 31, 2022

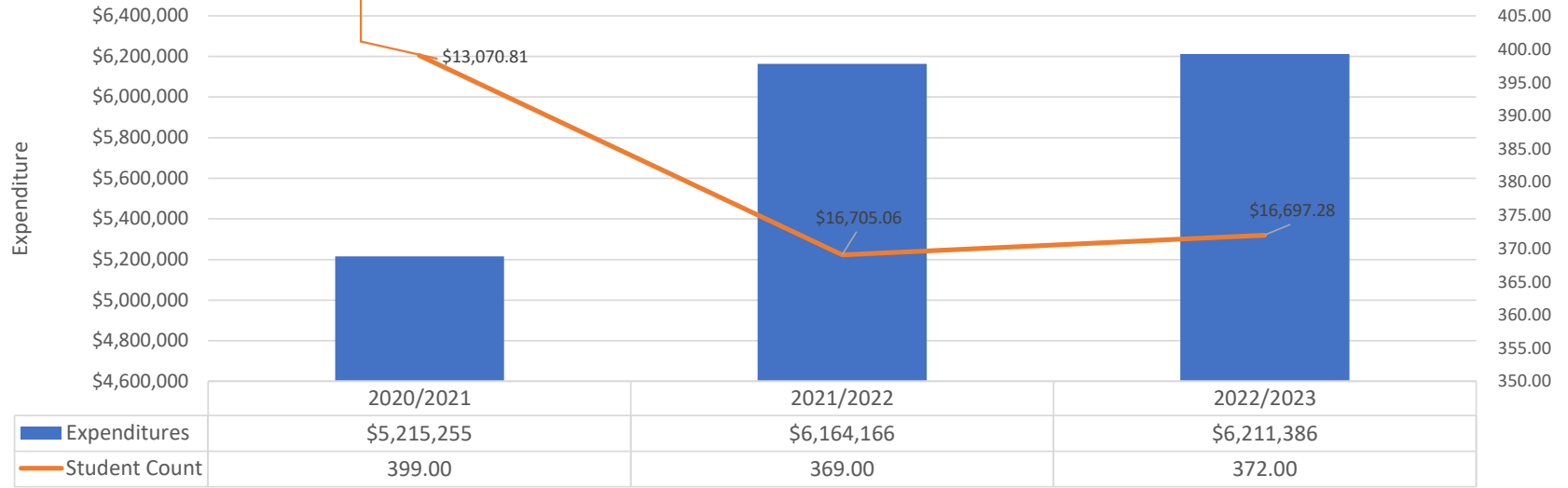


Yearly Expenditure Comparison by Month All Funds

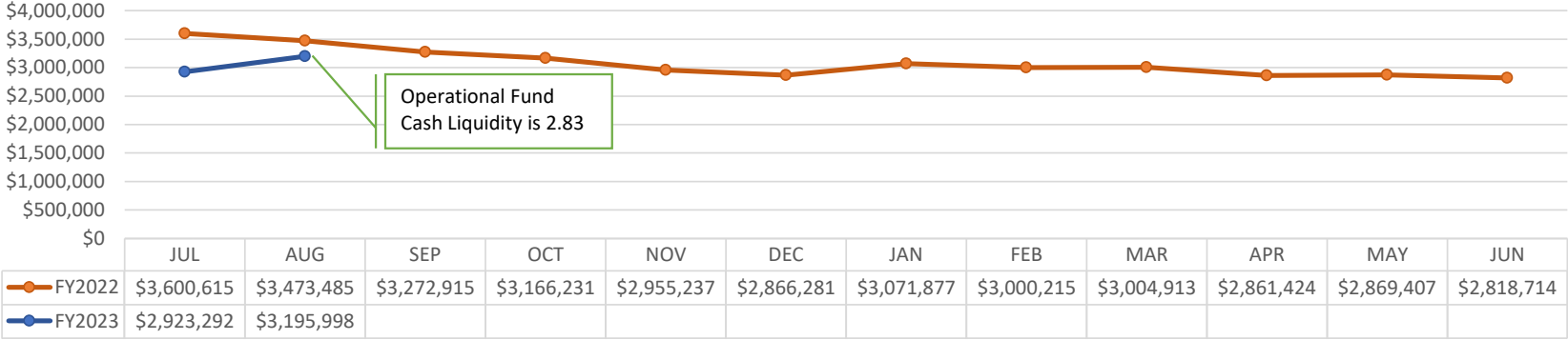


Note: amount per year indicates
Spending Per Student

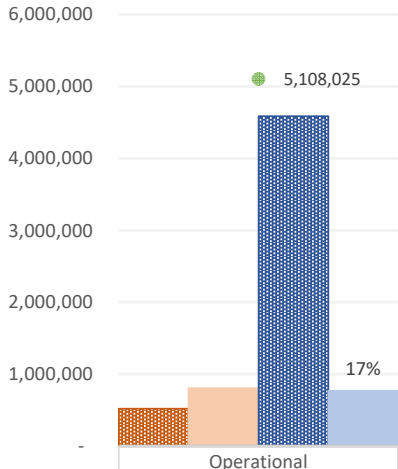
Spending Per Student All Funds



Monthly Cash Balance All Funds

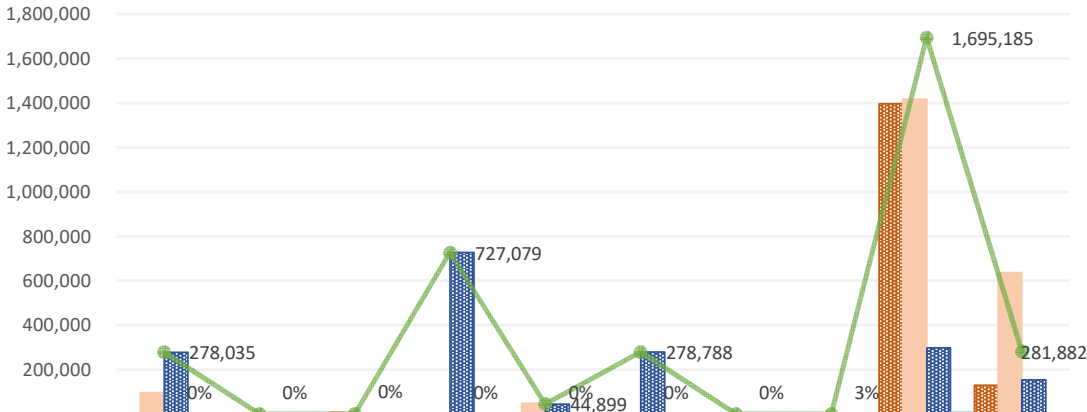


(Operational Fund Only)



FB Budget	519,993
FB	802,722
Revenue Budget	4,588,032
YTD Revenue	771,164
Total Budget	5,108,025

Current Year Revenue vs. Budgeted Revenue & Beg Fund Balance vs. Budgeted Fund Balance



FB Budget	-	-	-	-	-	-	-	-	1,396,724	128,731
FB	96,609	98	9,084	-	48,703	-	-	-	1,417,997	636,370
Revenue Budget	278,035	-	-	727,079	44,899	278,788	-	-	298,461	153,151
Current Revenue	-	-	3,228	-	-	-	-	-	7,680	3,909
Total Budget	278,035	-	-	727,079	44,899	278,788	-	-	1,695,185	281,882

Analyzed Business Checking - PF

Account number: [REDACTED] 4409 ■ August 1, 2022 - August 31, 2022 ■ Page 1 of 3

Page 1 of 42

WELLS
FARGO

CHRISTINE DUNCAN'S HERITAGE ACADEMY
1900 ATRISCO DR NW
ALBUQUERQUE NM 87120-1146

Questions?

Call your Customer Service Officer or Client Services
1-800-AT WELLS (1-800-289-3557)
5:00 AM TO 6:00 PM Pacific Time Monday - Friday

Online: wellsfargo.com

Write: Wells Fargo Bank, N.A. (585)
P.O. Box 6995
Portland, OR 97228-6995

IMPORTANT ACCOUNT INFORMATION

We're making important changes to the terms and conditions of some of our accounts. If these changes affect you, they will be included in the Important Account Information section associated with your specific account.

Account summary

Analyzed Business Checking - PF

<i>Account number</i>	<i>Beginning balance</i>	<i>Total credits</i>	<i>Total debits</i>	<i>Ending balance</i>
[REDACTED] 4409	\$2,987,486.06	\$798,455.01	-\$567,189.56	\$3,218,751.51

Credits

Electronic deposits/bank credits

<i>Effective date</i>	<i>Posted date</i>	<i>Amount</i>	<i>Transaction detail</i>
	08/11	382,360.08	APS Payments Christine Dncn Christine Duncan Ha Cs
	08/12	192,745.63	Post Verify Deposit
	08/15	27.22	Sandoval County ACH Paymen 780407 July 2022 Distribution Hb-33
	08/17	14.02	Sandoval County ACH Paymen 781913 July 2022 Distribution Sb-9
	08/17	100.00	Post Verify Deposit
	08/19	70.00	Post Verify Deposit
	08/22	2,863.20	Bernalillo Count Distr_Pymt Christine Duncans Heri
	08/30	220,274.86	Post Verify Deposit
		\$798,455.01	Total electronic deposits/bank credits
		\$798,455.01	Total credits



Debits

Electronic debits/bank debits

<i>Effective date</i>	<i>Posted date</i>	<i>Amount</i>	<i>Transaction detail</i>
08/01		1,967.85 <	Business to Business ACH Debit - State of NM Dws Ui Payment 2247281 Christina Duncan Commu
08/03		54,534.27	ACH Prep Origintn - Christine Duncan - File 7878782339 Coid 1205009183
08/03		240.80 <	Business to Business ACH Debit - Tax_Rev_Wkc_Ecks Trd Pmnt 220801 xxxxx4256 Christine Duncan's Her
08/04		14,909.34	ACH Prep Origintn - Christine Duncan - File 7878782339 Coid 1205009183
08/05		4,855.51 <	Business to Business ACH Debit - IRS Usatapytmt 080522 270261780780029 Christine Duncans Heri
08/05		13,752.65 <	Business to Business ACH Debit - IRS Usatapytmt 080522 270261751742609 Christine Duncans Heri
08/08		20,969.02	WT Seq153753 State of NEW Mexico /Bnf=Nmpsia Srf# Nmpsia 08 2022 Trn#220808153753 Rfb# 85
08/09		313.74	WT Seq#93906 State of NEW Mexico /Bnf=NM Rehtiree Healthcare Srf# Rhc 07 2022 Trn#220809093906 Rfb# 86
08/15		2,838.27 <	Business to Business ACH Debit - Nmerb Web Pay 220812 02353 Christine Duncan Herit
08/17		54,534.22	ACH Prep Origintn - Christine Duncan - File 7878782339 Coid 1205009183
08/18		125,278.83	ACH Prep Origintn - Christine Duncan - File 7878782339 Coid 1205009183
08/19		13,752.63 <	Business to Business ACH Debit - IRS Usatapytmt 081922 270263114632179 Christine Duncans Heri
08/19		51,345.74 <	Business to Business ACH Debit - IRS Usatapytmt 081922 270263175152876 Christine Duncans Heri
08/25		4,545.93 <	Business to Business ACH Debit - Tax_Rev_Wwt_Ecks Trd Pmnt 220823 xxxxx6896 Christine Duncan Herit
		\$363,838.80	Total electronic debits/bank debits

< Business to Business ACH: If this is a business account, this transaction has a return time frame of one business day from post date. This time frame does not apply to consumer accounts.

Checks paid

<i>Number</i>	<i>Amount</i>	<i>Date</i>	<i>Number</i>	<i>Amount</i>	<i>Date</i>	<i>Number</i>	<i>Amount</i>	<i>Date</i>
13567	1,044.30	08/03	13702*	15,046.25	08/23	13721	1,079.08	08/19
13569*	272.50	08/18	13703	2,815.80	08/15	13722	139.96	08/19
13637*	219.22	08/10	13704	3,495.00	08/12	13723	1,000.00	08/25
13639*	219.22	08/10	13705	200.00	08/05	13725*	232.35	08/23
13641*	219.22	08/10	13706	13,282.00	08/18	13726	1,143.68	08/26
13643*	219.22	08/23	13707	491.01	08/05	13727	1,620.69	08/24
13648*	176.41	08/02	13708	514.58	08/22	13728	998.85	08/25
13663*	9,050.60	08/29	13709	37,500.00	08/22	13729	3,000.00	08/25
13688*	1,069.17	08/01	13710	4,476.94	08/12	13731*	187.74	08/18
13689	9,691.46	08/01	13711	1,421.35	08/22	13732	5,688.98	08/30
13690	134.66	08/11	13712	1,221.91	08/23	13733	169.85	08/29
13691	231.58	08/08	13714*	587.34	08/23	13734	2,978.87	08/22
13692	1,085.01	08/15	13715	937.00	08/23	13735	3,013.70	08/22
13693	28.63	08/02	13716	4,445.66	08/26	13736	2,790.30	08/22
13694	3,589.57	08/22	13717	2,693.75	08/22	13737	2,624.94	08/19
13695	31,999.84	08/01	13718	340.02	08/23	13738	3,899.95	08/19
13697*	1,000.00	08/23	13720*	52.32	08/15	13739	1,591.93	08/19



Checks paid (continued)

<i>Number</i>	<i>Amount</i>	<i>Date</i>	<i>Number</i>	<i>Amount</i>	<i>Date</i>	<i>Number</i>	<i>Amount</i>	<i>Date</i>
13740	765.58	08/19	13745	2,865.88	08/22	13753	1,500.00	08/29
13741	1,486.21	08/22	13747*	219.22	08/23	13754	29.42	08/29
13742	1,499.13	08/19	13749*	1,531.97	08/30	13755	5,238.02	08/30
13743	1,695.02	08/19	13750	1,680.13	08/30	13756	418.50	08/29
13744	1,618.92	08/22	13752*	870.35	08/31			
			\$203,350.76	Total checks paid				

* Gap in check sequence.

\$567,189.56 Total debits

Daily ledger balance summary

<i>Date</i>	<i>Balance</i>	<i>Date</i>	<i>Balance</i>	<i>Date</i>	<i>Balance</i>
07/31	2,987,486.06	08/10	2,830,352.82	08/23	3,041,409.28
08/01	2,942,757.74	08/11	3,212,578.24	08/24	3,039,788.59
08/02	2,942,552.70	08/12	3,397,351.93	08/25	3,030,243.81
08/03	2,886,733.33	08/15	3,390,587.75	08/26	3,024,654.47
08/04	2,871,823.99	08/17	3,336,167.55	08/29	3,013,486.10
08/05	2,852,524.82	08/18	3,197,146.48	08/30	3,219,621.86
08/08	2,831,324.22	08/19	3,118,822.52	08/31	3,218,751.51
08/09	2,831,010.48	08/22	3,061,212.59		
Average daily ledger balance		\$3,079,619.29			

Effective June 1, 2022, we are making changes to the non-sufficient funds (NSF) and overdraft fees that affect your Commercial Banking account. Please review the below details:

Elimination of Returned Item (Non-sufficient Funds/NSF) Fee

We will no longer charge a NSF fee on certain items we return unpaid due to non-sufficient funds. The fee is displayed on your deposit or Client Analysis statement as NSF RETURN ITEM FEE or service code 24253 - OVERDRAFT CHARGE-RETURNED ITEM. Overdraft fees will continue to apply to items we pay into overdraft (up to a maximum of four fees per day for Commercial Banking accounts). These changes do not affect fees that third parties or other banks may charge.

For current versions of the Commercial Account Agreement, and applicable addenda, please visit wellsfargo.com/treasury. If you have additional questions, contact your relationship team.

Elimination of the overdraft protection transfer and advance fee

If you have linked your account to a savings account or credit card for overdraft protection, we will no longer charge the overdraft protection transfer or advance fee. Advances from a linked credit card will continue to accrue interest from the date of each advance. Overdraft fees continue to apply to any items we pay into overdraft where transfers and advances from your linked accounts cannot cover the cost.

Statement Date 08/31/2022

Cash Object 11010

Status Posted

Journal Entry #

Bank Statement Ending Balance	3,218,751.51	Service Charge	0.00
Less: Uncleared Payments	22,753.74	Interest Earned	0.00
Add: Uncleared Deposits	0.00		
Add: Uncleared Other	0.00	Cleared Payments	567,189.56
Adjusted Bank Balance	3,195,997.77	Cleared Deposits	798,455.01
System Cash Balance	3,195,997.77	Cleared Other	2,464.42
Add: Unposted Charges and Interest	0.00		
Revised System Cash Balance	3,195,997.77	Submitted By	JYAMAT, 09/01/2022
Difference	0.00	Posted By	BRUNYAN, 09/07/2022

Uncleared Payments

Issued	Check #	Check Amount	Pay To Name	Vendor ID	Emp ID	Bank Acct
08/26/21	Batch 08/26/2021	5.00				130MAIN
04/07/22	13453(*)		Concepcion Beltran	CONBEL		130MAIN
04/07/22	13459(*)		The Graduation Place	010063		130MAIN
04/28/22	13499(*)		Sandia Office Supply	000500		130MAIN
05/25/22	13555(*)		Crystal Springs	010183		130MAIN
06/17/22	13615	1,439.17	Marriott Marquis	010233		130MAIN
06/24/22	13617	219.22	NM Child Supp Enforc Agency	901001		130MAIN
07/11/22	13669	253.75	Crystal Springs	010183		130MAIN
08/12/22	13713	88.00	Conception Beltran			130MAIN
08/12/22	13719	120.23	Roberto Muro	000693		130MAIN
08/12/22	13724	710.00	The Graduation Place			130MAIN
08/17/22	13730	44.00	Patricia Rosales	010254		130MAIN
08/18/22	13748	683.53	Ephesus Office Technologies	000209		130MAIN
08/24/22	13751	136.75	Comcast	000208		130MAIN
08/30/22	13757	691.75	Albuquerque Public Schools Graphics	000106		130MAIN
08/30/22	13758	79.98	Alpine Protection LLC	010013		130MAIN
08/30/22	13759	2,040.82	Brady Industries, LLC	000620		130MAIN
08/30/22	13760	25.00	City of Albuquerque	000055		130MAIN
08/30/22	13761	371.70	Cooperative Educational Services	000070		130MAIN
08/30/22	13762	235.73	Jesus A Moncada	000111		130MAIN
08/30/22	13763	1,700.00	Karla Medrano	010251		130MAIN
08/30/22	13764	24.99	Melissa Maestas	010136		130MAIN
08/30/22	13765	127.15	Orkin, 886-ALBUQUERQUE, NM	000697		130MAIN
08/30/22	13766	90.24	OTC Brands, Inc.	000486		130MAIN
08/30/22	13767	44.00	Paola Carbajal	010249		130MAIN
08/30/22	13768	64.62	Pitney Bowes Purchase Power	000760		130MAIN

Selection Grouped by Org, Cash Object, Statement Date - Sorted by Item date, Item #, (Org = 130, Cash Object IN ('11010'), Bank Statement Date = 8/31/2022, Uncleared Only? = No)



Statement Date 08/31/2022

Cash Object 11010

Status Posted

Journal Entry #

Uncleared Payments (continued)

Issued	Check #	Check Amount	Pay To Name	Vendor ID	Emp ID	Bank Acct
08/30/22	13769	5,972.11	Quill Corporation	000214		130MAIN
08/30/22	13770	177.28	Rachel Gamboa	010198		130MAIN
08/30/22	13771	5,103.50	Rising Sun Technologies	010179		130MAIN
08/30/22	13772	419.88	Sandia Office Supply	000500		130MAIN
08/30/22	13773	604.13	The Prophet Corporation	010220		130MAIN
08/30/22	13774	1,281.21	The Stepping Stones Group LLC	STESTO		130MAIN
		<u>22,753.74</u>	(*) Cancelled Payments	2,464.42		

Cleared Payments

Issued	Check #	Check Amount	Cleared Amount	Difference	Cleared	Pay To Name	Vendor ID	Emp ID	Bank Acct
06/01/22	13567	1,044.30	1,044.30		08/31/22	Autism Behavior Education Consultants of	010218		130MAIN
06/01/22	13569	272.50	272.50		08/31/22	Crystal Springs	010183		130MAIN
06/30/22	13648	176.41	176.41		08/31/22	Jeatt Jimenez	JEAJIM		130MAIN
06/30/22	13663	9,050.60	9,050.60		08/31/22	Autism Behavior Education Consultants of	010218		130MAIN
07/08/22	13637	219.22	219.22		08/31/22	NM Child Supp Enforc Agency	901001		130MAIN
07/21/22	13688	1,069.17	1,069.17		08/31/22	Association of Charter School Education Ser	000635		130MAIN
07/21/22	13689	9,691.46	9,691.46		08/31/22	Ben E Keith Foods	000493		130MAIN
07/21/22	13690	134.66	134.66		08/31/22	Comcast	000208		130MAIN
07/21/22	13691	231.58	231.58		08/31/22	Jesus A Moncada	000111		130MAIN
07/21/22	13692	1,085.01	1,085.01		08/31/22	Lifetouch Natl School Studios	010015		130MAIN
07/21/22	13693	28.63	28.63		08/31/22	NM Gas Company	000558		130MAIN
07/21/22	13694	3,589.57	3,589.57		08/31/22	PNM	000178		130MAIN
07/21/22	13695	31,999.84	31,999.84		08/31/22	Really Good Stuff, LLC	010005		130MAIN
07/21/22	13697	1,000.00	1,000.00		08/31/22	T-Mobile USA Inc	010181		130MAIN
07/22/22	13639	219.22	219.22		08/31/22	NM Child Supp Enforc Agency	901001		130MAIN
08/01/22	13778	1,967.85	1,967.85		08/31/22	NM Dept of Workforce Solutions	900002		130MAIN
08/03/22	Batch 08/03/2022	240.80	240.80		08/31/22				130MAIN
08/05/22	13640	13,752.65	13,752.65		08/31/22	EFTPS	900004		130MAIN
08/05/22	13641	219.22	219.22		08/31/22	NM Child Supp Enforc Agency	901001		130MAIN
08/05/22	13701	4,855.51	4,855.51		08/31/22	EFTPS	900004		130MAIN
08/05/22	13702	15,046.25	15,046.25		08/31/22	Association of Charter School Education Ser	000635		130MAIN
08/05/22	13703	2,815.80	2,815.80		08/31/22	MidSchoolMath, LLC	010244		130MAIN
08/05/22	13704	3,495.00	3,495.00		08/31/22	MobyMax, LLC	000680		130MAIN
08/05/22	13705	200.00	200.00		08/31/22	Rachel Gamboa	010198		130MAIN
08/05/22	13706	13,282.00	13,282.00		08/31/22	Rising Sun Technologies	010179		130MAIN
08/05/22	13707	491.01	491.01		08/31/22	Roberto Muro	000693		130MAIN

Selection Grouped by Org, Cash Object, Statement Date - Sorted by Item date, Item #, (Org = 130, Cash Object IN ('11010'), Bank Statement Date = 8/31/2022, Uncleared Only? = No)

Statement Date 08/31/2022

Cash Object 11010

Status Posted

Journal Entry #

Cleared Payments (continued)

Issued	Check #	Check Amount	Cleared Amount	Difference	Cleared	Pay To Name	Vendor ID	Emp ID	Bank Acct
08/05/22	13708	514.58	514.58		08/31/22	Saylor Family Trust, LLC	000555		130MAIN
08/05/22	13709	37,500.00	37,500.00		08/31/22	Saylor Family Trust, LLC	000555		130MAIN
08/05/22	13710	4,476.94	4,476.94		08/31/22	Teacher Created Materials	000456		130MAIN
08/05/22	Batch 08/05/2022	69,443.61	69,443.61		08/31/22				130MAIN
08/08/22	Batch 08/08/2022	20,969.02	20,969.02		08/31/22				130MAIN
08/09/22	Batch 08/09/2022	313.74	313.74		08/31/22				130MAIN
08/12/22	13711	1,421.35	1,421.35		08/31/22	ABCWUA	000221		130MAIN
08/12/22	13712	1,221.91	1,221.91		08/31/22	Association of Charter School Education Ser	000635		130MAIN
08/12/22	13714	587.34	587.34		08/31/22	Crystal Springs			130MAIN
08/12/22	13715	937.00	937.00		08/31/22	De Lage Landen Financial Services	000411		130MAIN
08/12/22	13716	4,445.66	4,445.66		08/31/22	Diverse Development LLC	DIVDEV		130MAIN
08/12/22	13717	2,693.75	2,693.75		08/31/22	DMH Law, LLC	010219		130MAIN
08/12/22	13718	340.02	340.02		08/31/22	Really Good Stuff, LLC	010005		130MAIN
08/12/22	13720	52.32	52.32		08/31/22	Rodriguez, Yoana	010204		130MAIN
08/12/22	13721	1,079.08	1,079.08		08/31/22	Sandia Office Supplies			130MAIN
08/12/22	13722	139.96	139.96		08/31/22	Sandia Office Supply	000500		130MAIN
08/12/22	13723	1,000.00	1,000.00		08/31/22	T-Mobile USA Inc	010181		130MAIN
08/12/22	13725	232.35	232.35		08/31/22	Verizon Wireless	000206		130MAIN
08/12/22	Batch 08/12/2022	2,838.27	2,838.27		08/31/22				130MAIN
08/17/22	13726	1,143.68	1,143.68		08/31/22	Cooperative Educational Services	000070		130MAIN
08/17/22	13727	1,620.69	1,620.69		08/31/22	Crystal Springs	010183		130MAIN
08/17/22	13728	998.85	998.85		08/31/22	Ephesus Office Technologies	000209		130MAIN
08/17/22	13729	3,000.00	3,000.00		08/31/22	MajorClarity, Inc.	010236		130MAIN
08/17/22	13731	187.74	187.74		08/31/22	Rachel Gamboa	010198		130MAIN
08/17/22	13732	5,688.98	5,688.98		08/31/22	Really Good Stuff, LLC	010005		130MAIN
08/17/22	13733	169.85	169.85		08/31/22	Theresa Bustos	010132		130MAIN
08/19/22	13642	13,752.63	13,752.63		08/31/22	EFTPS	900004		130MAIN
08/19/22	13643	219.22	219.22		08/31/22	NM Child Supp Enforc Agency	901001		130MAIN
08/19/22	13734	2,978.87	2,978.87		08/31/22	Josefina Baidon		000263	130MAIN
08/19/22	13735	3,013.70	3,013.70		08/31/22	Sayra Brambila		000269	130MAIN
08/19/22	13736	2,790.30	2,790.30		08/31/22	Karla Campos		000268	130MAIN
08/19/22	13737	2,624.94	2,624.94		08/31/22	Paola Carbajal		000267	130MAIN
08/19/22	13738	3,899.95	3,899.95		08/31/22	Luz A. Chavira		000261	130MAIN
08/19/22	13739	1,591.93	1,591.93		08/31/22	Nidia Hernandez		000262	130MAIN
08/19/22	13740	765.58	765.58		08/31/22	Aaron Maez		000257	130MAIN

Selection Grouped by Org, Cash Object, Statement Date - Sorted by Item date, Item #, (Org = 130, Cash Object IN ('11010'), Bank Statement Date = 8/31/2022, Uncleared Only? = No)



Statement Date 08/31/2022

Cash Object 11010

Status Posted

Journal Entry #

Cleared Payments (continued)

Issued	Check #	Check Amount	Cleared Amount	Difference	Cleared	Pay To Name	Vendor ID	Emp ID	Bank Acct
08/19/22	13741	1,486.21	1,486.21		08/31/22	Jordyn Maez		000258	130MAIN
08/19/22	13742	1,499.13	1,499.13		08/31/22	Maria Perez		000265	130MAIN
08/19/22	13743	1,695.02	1,695.02		08/31/22	Abigail Quezada		000259	130MAIN
08/19/22	13744	1,618.92	1,618.92		08/31/22	Sandra Sanchez		000264	130MAIN
08/19/22	13745	2,865.88	2,865.88		08/31/22	Julie Santistevan		000260	130MAIN
08/19/22	13746	51,345.74	51,345.74		08/31/22	EFTPS	900004		130MAIN
08/19/22	13747	219.22	219.22		08/31/22	NM Child Supp Enforc Agency	901001		130MAIN
08/19/22	Batch 08/19/2022	179,813.05	179,813.05		08/31/22				130MAIN
08/23/22	Batch 08/23/2022	4,545.93	4,545.93		08/31/22				130MAIN
08/24/22	13749	1,531.97	1,531.97		08/31/22	ABCWUA	000221		130MAIN
08/24/22	13750	1,680.13	1,680.13		08/31/22	Association of Charter School Education Ser	000635		130MAIN
08/24/22	13752	870.35	870.35		08/31/22	Fiber Platform, LLC	UPN		130MAIN
08/24/22	13753	1,500.00	1,500.00		08/31/22	Hector Marquez	010195		130MAIN
08/24/22	13754	29.42	29.42		08/31/22	NM Gas Company	000558		130MAIN
08/24/22	13755	5,238.02	5,238.02		08/31/22	PNM	000178		130MAIN
08/24/22	13756	418.50	418.50		08/31/22	Theresa Bustos	010132		130MAIN
		567,189.56	567,189.56			(* Canceled Payments	2,464.42		

Cleared Deposits

Deposited	Deposit #	Deposit Amount	Cleared Amount	Difference	Cleared	Bank Acct
08/11/22	Batch 08/11/2022	382,360.08	382,360.08		08/31/22	130MAIN
08/12/22	Batch 08/12/2022	192,745.63	192,745.63		08/31/22	130MAIN
08/15/22	Batch 08/15/2022	27.22	27.22		08/31/22	130MAIN
08/17/22	Batch 08/17/2022	114.02	114.02		08/31/22	130MAIN
08/19/22	Batch 08/19/2022	70.00	70.00		08/31/22	130MAIN
08/22/22	Batch 08/22/2022	2,863.20	2,863.20		08/31/22	130MAIN
08/30/22	Batch 08/30/2022	220,274.86	220,274.86		08/31/22	130MAIN
		798,455.01	798,455.01			

Cleared Other

Effective	JE #	Amount	Cleared Amount	Difference	Cleared	JE Comment	Bank Acct
08/09/22	CA23-00002	2,464.42	2,464.42		08/31/22		

Selection Grouped by Org, Cash Object, Statement Date - Sorted by Item date, Item #, (Org = 130, Cash Object IN ('11010'), Bank Statement Date = 8/31/2022, Uncleared Only? = No)

As of 08/31/2022	Fiscal Year 2022/23 Actuals				
Resource	Beginning Balance	Revenue Activity	Expense Activity	Net Activity	Resulting Balance
Fund 11000 - Operational Fund	802,721.67	771,163.70	598,455.79	172,707.91	975,429.58
Fund 14000 - Inst. Materials Fund	98.37	.00	.00	.00	98.37
Fund 21000 - Food Services Fund	96,609.03	25,259.60	14,116.34	11,143.26	107,752.29
Fund 23000 - Non-Instruct. Fund	1,353.68	.00	.00	.00	1,353.68
Fund 23001 - Athletic	1,678.94	.00	604.13	604.13-	1,074.81
Fund 23002 - PreK Classroom	1,397.55-	.00	.00	.00	1,397.55-
Fund 23003 - Chess Club	39.71	.00	.00	.00	39.71
Fund 23004 - Student Council	706.08	.00	.00	.00	706.08
Fund 23005 - Yearbook	2,129.50	.00	.00	.00	2,129.50
Fund 23006 - Cheer	140.02	.00	.00	.00	140.02
Fund 23007 - Sunshine	577.98	.00	.00	.00	577.98
Fund 23008 - Bilingual Seal	456.00	.00	.00	.00	456.00
Fund 23010 - Admin Discretionary Account	2,667.16	3,228.00	1,044.92	2,183.08	4,850.24
Fund 23102 - General Activities	732.55	.00	.00	.00	732.55
Fund 24101 - Title I - IASA	117,711.52-	117,711.52	12,437.97	105,273.55	12,437.97-
Fund 24106 - IDEA-B Entitlement	6,520.23-	6,520.23	5,966.85	553.38	5,966.85-
Fund 24118 - Fresh Fruit & Vegetables	7,267.21-	.00	.00	.00	7,267.21-
Fund 24153 - English Language Acquisition	1,782.00-	.00	4,476.94	4,476.94-	6,258.94-
Fund 24154 - Teach./Princp. Train & Recruit	5,350.00-	5,350.00	.00	5,350.00	.00
Fund 24183 - Carl Perkins Secondary-Redist2	15,398.97-	15,398.97	6,068.98	9,329.99	6,068.98-
Fund 24308 - CRRSA, ESSER II	61,863.88-	61,863.88	2,476.42	59,387.46	2,476.42-
Fund 25153 - Title XIX MEDICAID 3/21 Years	58,379.69	.00	.00	.00	58,379.69
Fund 25171 - Child & Adult Food Program	34,766.76	.00	.00	.00	34,766.76
Fund 25205 - Gear Up New Mexico Initiative	44,443.15-	28,051.14	9,040.67	19,010.47	25,432.68-
Fund 26107 - REC/District Fiscal Agent					

Selection Grouped by Fund - Sorted by Resource, (Org = 130, As of Date = 8/31/2022, Actuals = Y, Enc = N, SACS Fund = N, SACS Rsrc = N, SACS = N, Restricted Accts = Y)



As of 08/31/2022	Fiscal Year 2022/23 Actuals				
Resource	Beginning Balance	Revenue Activity	Expense Activity	Net Activity	Resulting Balance
Fund 26107 - REC/District Fiscal Agent	.00	.00	9,701.47	9,701.47-	9,701.47-
Fund 26177 - Elementry & Mid Sch Initiative	684.34-	.00	.00	.00	684.34-
Fund 27109 - Instructional Materials- GAA	3,500.58	.00	.00	.00	3,500.58
Fund 27149 - PreK Initiative	219,776.86-	219,776.86	50,124.37	169,652.49	50,124.37-
Fund 27183 - NM Grown FVV	1,755.00-	1,755.00	.00	1,755.00	.00
Fund 28211 - NM Schools Covid Testing	58,300.00-	.00	.00	.00	58,300.00-
Fund 31200 - Public School Capital Outlay	74,604.25-	74,604.25	.00	74,604.25	.00
Fund 31600 - Capital Improv. HB 33	1,417,996.77	7,679.85	76.79	7,603.06	1,425,599.83
Fund 31700 - Capital Improv. SB9	20,350.00-	.00	.00	.00	20,350.00-
Fund 31701 - Capital Improv. SB9 Local	656,719.07	3,908.84	39.09	3,869.75	660,588.82
Fund 31703 - SB9 State Match Cash	.92	.00	.00	.00	.92
Total for Org	2,444,069.52	1,342,271.84	714,630.73	627,641.11	3,071,710.63

Balances through 08/31/2022					Fiscal Year 2022/23	
Funds- Func- Obj ct - Pr gm- Locat n- JbCl - Opt nl	Description	Adopted Budget	Revised Budget	Encumbered	Expenditure	Account Balance
Funds 11000 - Operational, Func 0000 - NoFunctionCode						
11000- 0000- 53711- 1010- 001118- 0000- 00000	Other Charges			84.90		84.90-
Total for Func 0000 and Expense accounts		.00	.00	84.90	.00	84.90-
Funds 11000 - Operational, Func 1000 - Instruction						
11000- 1000- 51100- 0000- 001118- 1611- 00000	SalariesExpense,SubsSickL	21,425.00	21,425.00		234.00	21,191.00
11000- 1000- 51100- 1010- 001118- 1411- 00000	SalariesExpense,Teachers	610,295.00	610,295.00	420,799.00	16,831.96	172,664.04
11000- 1000- 51100- 1010- 001118- 1413- 00000	SalariesExpense,TeachersE	51,002.00	51,002.00	156,941.75	6,277.67	112,217.42-
11000- 1000- 51100- 1010- 001118- 1711- 00000	SalariesExpense,InstAsst1			44,740.75	1,789.63	46,530.38-
11000- 1000- 51100- 1010- 001118- 1713- 00000	SalariesExpense,InstAsst-	77,528.00	77,528.00	44,931.00	1,797.24	30,799.76
11000- 1000- 51100- 1010- 001118- 1714- 00000	SalariesExpense,InstAsstP			23,163.50	926.54	24,090.04-
11000- 1000- 51100- 1020- 001118- 1411- 00000	SalariesExpense,Teachers			68,271.25	2,730.85	71,002.10-
11000- 1000- 51100- 2000- 001118- 1412- 00000	SalariesExpense,Teachers	274,881.00	274,881.00	117,514.75	4,700.59	152,665.66
11000- 1000- 51100- 2000- 001118- 1712- 00000	SalariesExpense,InstAsstS	18,168.00	18,168.00	22,275.00	891.00	4,998.00-
11000- 1000- 51100- 4010- 001118- 1413- 00000	SalariesExpense,TeachersE	112,214.00	112,214.00	49,041.50	1,961.66	61,210.84
11000- 1000- 51100- 4010- 001118- 1416- 00000	SalariesExpense,TeachersO	545,089.00	545,089.00	758,962.00	30,358.48	244,231.48-
11000- 1000- 51100- 4025- 001118- 1412- 00000	SalariesExpense,Teachers	193,235.00	193,235.00	68,284.75	2,731.39	122,218.86
11000- 1000- 51200- 1010- 001118- 1411- 00000	OvertimeExpense,Teachers				145.50	145.50-
11000- 1000- 51200- 1010- 001118- 1711- 00000	OvertimeExpense,InstAsst1				59.38	59.38-
11000- 1000- 51200- 1010- 001118- 1713- 00000	OvertimeExpense,InstAsst-				123.23	123.23-
11000- 1000- 51300- 1010- 001118- 1411- 00000	AddtnlCompenstn,Teachers	27,000.00	27,000.00		1,243.84	25,756.16
11000- 1000- 51300- 1010- 001118- 1413- 00000	AddtnlCompenstn,TeachersE				518.88	518.88-
11000- 1000- 51300- 1010- 001118- 1416- 00000	AddtnlCompenstn,TeachersO	1,500.00	1,500.00			1,500.00
11000- 1000- 51300- 1010- 001118- 1711- 00000	AddtnlCompenstn,InstAsst1				109.05	109.05-
11000- 1000- 51300- 1010- 001118- 1713- 00000	AddtnlCompenstn,InstAsst-				54.60	54.60-
11000- 1000- 51300- 2000- 001118- 1412- 00000	AddtnlCompenstn,Teachers	4,500.00	4,500.00		722.56	3,777.44
11000- 1000- 51300- 4010- 001118- 1411- 00000	AddtnlCompenstn,Teachers	24,000.00	24,000.00			24,000.00
11000- 1000- 51300- 4010- 001118- 1416- 00000	AddtnlCompenstn,TeachersO	29,500.00	29,500.00		909.00	28,591.00
11000- 1000- 51300- 4025- 001118- 1621- 00000	AddtnlCompenstn,Sum/After				901.23	901.23-
11000- 1000- 51300- 4030- 001118- 1411- 00000	AddtnlCompenstn,Teachers				61,455.49	61,455.49-
11000- 1000- 51300- 4030- 001118- 1412- 00000	AddtnlCompenstn,Teachers				8,796.01	8,796.01-
11000- 1000- 51300- 4030- 001118- 1413- 00000	AddtnlCompenstn,TeachersE				12,036.35	12,036.35-
11000- 1000- 51300- 4030- 001118- 1414- 00000	AddtnlCompenstn,TeachersP				6,018.34	6,018.34-
11000- 1000- 51300- 4030- 001118- 1711- 00000	AddtnlCompenstn,InstAsst1				1,203.17	1,203.17-
11000- 1000- 51300- 4030- 001118- 1712- 00000	AddtnlCompenstn,InstAsstS				3,136.33	3,136.33-
11000- 1000- 51300- 4030- 001118- 1713- 00000	AddtnlCompenstn,InstAsst-				2,433.75	2,433.75-
11000- 1000- 51300- 4030- 001118- 1714- 00000	AddtnlCompenstn,InstAsstP				2,471.59	2,471.59-
11000- 1000- 51300- 4040- 001118- 1411- 00000	AddtnlCompenstn,Teachers				322.02	322.02-

Selection Grouped by Account Type, Filtered by User Permissions, (Org = 130, Online/Offline = N, Period = 2, UnPosted JEs? = N, Assets and Liabilities? = N, Restricted Accts? = Y, Obj Digits = 0, Page Break Lvl =)

Balances through 08/31/2022						Fiscal Year 2022/23	
Funds- Func- Obj ct - Pr gm- Locat n- JbCl - Opt nl	Description	Adopted Budget	Revised Budget	Encumbered	Expenditure	Account Balance	
Funds 11000 - Operational, Func 1000 - Instruction (continued)							
11000- 1000- 52111- 0000- 001118- 1611- 00000	EducRetirement				40.13	40.13-	
11000- 1000- 52111- 0000- 001118- 2000- 00000	EducRetirement	341,367.00	341,367.00			341,367.00	
11000- 1000- 52111- 1010- 001118- 1411- 00000	EducRetirement			72,167.00	3,124.95	75,291.95-	
11000- 1000- 52111- 1010- 001118- 1413- 00000	EducRetirement			26,915.50	1,165.60	28,081.10-	
11000- 1000- 52111- 1010- 001118- 1711- 00000	EducRetirement			3,863.75	335.81	4,199.56-	
11000- 1000- 52111- 1010- 001118- 1713- 00000	EducRetirement			7,705.75	338.72	8,044.47-	
11000- 1000- 52111- 1010- 001118- 1714- 00000	EducRetirement			3,972.50	158.90	4,131.40-	
11000- 1000- 52111- 1020- 001118- 1411- 00000	EducRetirement			11,708.50	468.34	12,176.84-	
11000- 1000- 52111- 2000- 001118- 1412- 00000	EducRetirement			20,153.75	930.07	21,083.82-	
11000- 1000- 52111- 2000- 001118- 1712- 00000	EducRetirement			3,820.25	152.81	3,973.06-	
11000- 1000- 52111- 4010- 001118- 1413- 00000	EducRetirement			8,410.50	336.42	8,746.92-	
11000- 1000- 52111- 4010- 001118- 1416- 00000	EducRetirement			130,161.75	5,362.37	135,524.12-	
11000- 1000- 52111- 4025- 001118- 1412- 00000	EducRetirement			11,710.75	468.43	12,179.18-	
11000- 1000- 52111- 4025- 001118- 1621- 00000	EducRetirement				154.56	154.56-	
11000- 1000- 52111- 4030- 001118- 1411- 00000	EducRetirement				10,539.64	10,539.64-	
11000- 1000- 52111- 4030- 001118- 1412- 00000	EducRetirement				1,508.52	1,508.52-	
11000- 1000- 52111- 4030- 001118- 1413- 00000	EducRetirement				2,064.25	2,064.25-	
11000- 1000- 52111- 4030- 001118- 1414- 00000	EducRetirement				1,032.15	1,032.15-	
11000- 1000- 52111- 4030- 001118- 1711- 00000	EducRetirement				206.34	206.34-	
11000- 1000- 52111- 4030- 001118- 1712- 00000	EducRetirement				537.88	537.88-	
11000- 1000- 52111- 4030- 001118- 1713- 00000	EducRetirement				417.39	417.39-	
11000- 1000- 52111- 4030- 001118- 1714- 00000	EducRetirement				423.88	423.88-	
11000- 1000- 52111- 4040- 001118- 1411- 00000	EducRetirement				55.23	55.23-	
11000- 1000- 52112- 0000- 001118- 1611- 00000	ERARetireeHlth				4.68	4.68-	
11000- 1000- 52112- 0000- 001118- 2000- 00000	ERARetireeHlth	39,831.00	39,831.00			39,831.00	
11000- 1000- 52112- 1010- 001118- 1411- 00000	ERARetireeHlth			8,415.75	364.42	8,780.17-	
11000- 1000- 52112- 1010- 001118- 1413- 00000	ERARetireeHlth			3,138.75	135.93	3,274.68-	
11000- 1000- 52112- 1010- 001118- 1711- 00000	ERARetireeHlth			450.50	39.17	489.67-	
11000- 1000- 52112- 1010- 001118- 1713- 00000	ERARetireeHlth			898.50	39.50	938.00-	
11000- 1000- 52112- 1010- 001118- 1714- 00000	ERARetireeHlth			463.25	18.53	481.78-	
11000- 1000- 52112- 1020- 001118- 1411- 00000	ERARetireeHlth			1,365.50	54.62	1,420.12-	
11000- 1000- 52112- 2000- 001118- 1412- 00000	ERARetireeHlth			2,350.25	108.47	2,458.72-	
11000- 1000- 52112- 2000- 001118- 1712- 00000	ERARetireeHlth			445.50	17.82	463.32-	
11000- 1000- 52112- 4010- 001118- 1413- 00000	ERARetireeHlth			980.75	39.23	1,019.98-	
11000- 1000- 52112- 4010- 001118- 1416- 00000	ERARetireeHlth			15,179.00	625.34	15,804.34-	
11000- 1000- 52112- 4025- 001118- 1412- 00000	ERARetireeHlth			1,365.75	54.63	1,420.38-	

Selection Grouped by Account Type, Filtered by User Permissions, (Org = 130, Online/Offline = N, Period = 2, UnPosted JEs? = N, Assets and Liabilities? = N, Restricted Accts? = Y, Objct = 5, Obj Digits = 0, Page Break Lvl =)



Balances through 08/31/2022						Fiscal Year 2022/23	
Funds- Func- Obj ct - Pr gm- Locat n- JbCl - Opt nl	Description	Adopted Budget	Revised Budget	Encumbered	Expenditure	Account Balance	
Funds 11000 - Operational, Func 1000 - Instruction (continued)							
11000- 1000- 52112- 4025- 001118- 1621- 00000	ERARetireeHlth				18.04	18.04-	
11000- 1000- 52112- 4030- 001118- 1411- 00000	ERARetireeHlth				1,229.12	1,229.12-	
11000- 1000- 52112- 4030- 001118- 1412- 00000	ERARetireeHlth				175.91	175.91-	
11000- 1000- 52112- 4030- 001118- 1413- 00000	ERARetireeHlth				240.74	240.74-	
11000- 1000- 52112- 4030- 001118- 1414- 00000	ERARetireeHlth				120.37	120.37-	
11000- 1000- 52112- 4030- 001118- 1711- 00000	ERARetireeHlth				24.06	24.06-	
11000- 1000- 52112- 4030- 001118- 1712- 00000	ERARetireeHlth				62.73	62.73-	
11000- 1000- 52112- 4030- 001118- 1713- 00000	ERARetireeHlth				48.68	48.68-	
11000- 1000- 52112- 4030- 001118- 1714- 00000	ERARetireeHlth				49.43	49.43-	
11000- 1000- 52112- 4040- 001118- 1411- 00000	ERARetireeHlth				6.44	6.44-	
11000- 1000- 52210- 0000- 001118- 1611- 00000	FICA Payments				14.52	14.52-	
11000- 1000- 52210- 0000- 001118- 2000- 00000	FICA Payments	123,421.00	123,421.00			123,421.00	
11000- 1000- 52210- 1010- 001118- 1411- 00000	FICA Payments			24,866.78	1,076.76	25,943.54-	
11000- 1000- 52210- 1010- 001118- 1413- 00000	FICA Payments			9,271.65	401.44	9,673.09-	
11000- 1000- 52210- 1010- 001118- 1711- 00000	FICA Payments			1,275.08	116.10	1,391.18-	
11000- 1000- 52210- 1010- 001118- 1713- 00000	FICA Payments			2,639.01	116.08	2,755.09-	
11000- 1000- 52210- 1010- 001118- 1714- 00000	FICA Payments			1,417.62	56.64	1,474.26-	
11000- 1000- 52210- 1020- 001118- 1411- 00000	FICA Payments			4,232.75	169.31	4,402.06-	
11000- 1000- 52210- 2000- 001118- 1412- 00000	FICA Payments			2,879.86	115.16	2,995.02-	
11000- 1000- 52210- 2000- 001118- 1712- 00000	FICA Payments			1,381.00	55.24	1,436.24-	
11000- 1000- 52210- 4010- 001118- 1413- 00000	FICA Payments			2,752.77	109.11	2,861.88-	
11000- 1000- 52210- 4010- 001118- 1416- 00000	FICA Payments			44,928.75	1,846.11	46,774.86-	
11000- 1000- 52210- 4025- 001118- 1621- 00000	FICA Payments				22.06	22.06-	
11000- 1000- 52210- 4030- 001118- 1411- 00000	FICA Payments				3,810.26	3,810.26-	
11000- 1000- 52210- 4030- 001118- 1412- 00000	FICA Payments				143.51	143.51-	
11000- 1000- 52210- 4030- 001118- 1413- 00000	FICA Payments				746.26	746.26-	
11000- 1000- 52210- 4030- 001118- 1414- 00000	FICA Payments				373.15	373.15-	
11000- 1000- 52210- 4030- 001118- 1711- 00000	FICA Payments				74.60	74.60-	
11000- 1000- 52210- 4030- 001118- 1712- 00000	FICA Payments				194.45	194.45-	
11000- 1000- 52210- 4030- 001118- 1713- 00000	FICA Payments				150.89	150.89-	
11000- 1000- 52210- 4030- 001118- 1714- 00000	FICA Payments				153.24	153.24-	
11000- 1000- 52210- 4040- 001118- 1411- 00000	FICA Payments				19.97	19.97-	
11000- 1000- 52220- 0000- 001118- 1611- 00000	MedicarePaymnts				3.40	3.40-	
11000- 1000- 52220- 0000- 001118- 2000- 00000	MedicarePaymnts	28,881.00	28,881.00			28,881.00	
11000- 1000- 52220- 1010- 001118- 1411- 00000	MedicarePaymnts			5,815.56	251.82	6,067.38-	
11000- 1000- 52220- 1010- 001118- 1413- 00000	MedicarePaymnts			2,168.09	93.88	2,261.97-	

Selection Grouped by Account Type, Filtered by User Permissions, (Org = 130, Online/Offline = N, Period = 2, UnPosted JE? = N, Assets and Liabilities? = N, Restricted Accts? = Y, Obj Digits = 0, Page Break Lvl =)

Balances through 08/31/2022						Fiscal Year 2022/23	
Funds- Func- Obj ct - Pr gm- Locat n- JbCl - Opt nl	Description	Adopted Budget	Revised Budget	Encumbered	Expenditure	Account Balance	
Funds 11000 - Operational, Func 1000 - Instruction (continued)							
11000- 1000- 52220- 1010- 001118- 1711- 00000	MedicarePaymnts			298.23	27.15	325.38-	
11000- 1000- 52220- 1010- 001118- 1713- 00000	MedicarePaymnts			617.00	27.15	644.15-	
11000- 1000- 52220- 1010- 001118- 1714- 00000	MedicarePaymnts			331.61	13.25	344.86-	
11000- 1000- 52220- 1020- 001118- 1411- 00000	MedicarePaymnts			990.00	39.60	1,029.60-	
11000- 1000- 52220- 2000- 001118- 1412- 00000	MedicarePaymnts			673.45	26.93	700.38-	
11000- 1000- 52220- 2000- 001118- 1712- 00000	MedicarePaymnts			323.00	12.92	335.92-	
11000- 1000- 52220- 4010- 001118- 1413- 00000	MedicarePaymnts			643.84	25.52	669.36-	
11000- 1000- 52220- 4010- 001118- 1416- 00000	MedicarePaymnts			10,507.72	431.76	10,939.48-	
11000- 1000- 52220- 4025- 001118- 1621- 00000	MedicarePaymnts				5.15	5.15-	
11000- 1000- 52220- 4030- 001118- 1411- 00000	MedicarePaymnts				891.10	891.10-	
11000- 1000- 52220- 4030- 001118- 1412- 00000	MedicarePaymnts				33.56	33.56-	
11000- 1000- 52220- 4030- 001118- 1413- 00000	MedicarePaymnts				174.54	174.54-	
11000- 1000- 52220- 4030- 001118- 1414- 00000	MedicarePaymnts				87.27	87.27-	
11000- 1000- 52220- 4030- 001118- 1711- 00000	MedicarePaymnts				17.45	17.45-	
11000- 1000- 52220- 4030- 001118- 1712- 00000	MedicarePaymnts				45.46	45.46-	
11000- 1000- 52220- 4030- 001118- 1713- 00000	MedicarePaymnts				35.28	35.28-	
11000- 1000- 52220- 4030- 001118- 1714- 00000	MedicarePaymnts				35.84	35.84-	
11000- 1000- 52220- 4040- 001118- 1411- 00000	MedicarePaymnts				4.67	4.67-	
11000- 1000- 52311- 0000- 001118- 2000- 00000	Hth&MedPremiums	75,963.00	75,963.00			75,963.00	
11000- 1000- 52311- 1010- 001118- 1411- 00000	Hth&MedPremiums			26,509.80	1,801.03	28,310.83-	
11000- 1000- 52311- 1010- 001118- 1413- 00000	Hth&MedPremiums			10,651.30	463.10	11,114.40-	
11000- 1000- 52311- 1010- 001118- 1711- 00000	Hth&MedPremiums			3,494.62	310.57	3,805.19-	
11000- 1000- 52311- 1010- 001118- 1713- 00000	Hth&MedPremiums			3,494.62	310.56	3,805.18-	
11000- 1000- 52311- 4010- 001118- 1413- 00000	Hth&MedPremiums			6,773.04	597.14	7,370.18-	
11000- 1000- 52311- 4010- 001118- 1416- 00000	Hth&MedPremiums			48,887.88	2,706.83	51,594.71-	
11000- 1000- 52312- 0000- 001118- 0000- 00000	Life				10.52-	10.52	
11000- 1000- 52312- 0000- 001118- 2000- 00000	Life	1,984.00	1,984.00			1,984.00	
11000- 1000- 52312- 1010- 001118- 1411- 00000	Life			423.43	78.90	502.33-	
11000- 1000- 52312- 1010- 001118- 1413- 00000	Life			181.47	10.52	191.99-	
11000- 1000- 52312- 1010- 001118- 1711- 00000	Life			60.49	10.52	71.01-	
11000- 1000- 52312- 1010- 001118- 1713- 00000	Life			120.98	7.89	128.87-	
11000- 1000- 52312- 1010- 001118- 1714- 00000	Life			60.49	2.63	63.12-	
11000- 1000- 52312- 1020- 001118- 1411- 00000	Life			60.49	2.63	63.12-	
11000- 1000- 52312- 2000- 001118- 1412- 00000	Life			120.98	5.26	126.24-	
11000- 1000- 52312- 2000- 001118- 1712- 00000	Life			60.49	2.63-	57.86-	
11000- 1000- 52312- 4010- 001118- 1413- 00000	Life			60.49	5.26	65.75-	

Selection Grouped by Account Type, Filtered by User Permissions, (Org = 130, Online/Offline = N, Period = 2, UnPosted JEs? = N, Assets and Liabilities? = N, Restricted Accts? = Y, Objct = 5, Obj Digits = 0, Page Break Lvl =)

Balances through 08/31/2022						Fiscal Year 2022/23	
Funds- Func- Obj ct - Pr gm- Locat n- JbCl - Opt nl	Description	Adopted Budget	Revised Budget	Encumbered	Expenditure	Account Balance	
Funds 11000 - Operational, Func 1000 - Instruction (continued)							
11000- 1000- 52312- 4010- 001118- 1416- 00000	Life			774.18	41.55	815.73-	
11000- 1000- 52312- 4025- 001118- 1412- 00000	Life			60.49	2.63	63.12-	
11000- 1000- 52313- 0000- 001118- 2000- 00000	Dental	4,551.00	4,551.00			4,551.00	
11000- 1000- 52313- 1010- 001118- 1411- 00000	Dental			1,360.45	59.15	1,419.60-	
11000- 1000- 52313- 1010- 001118- 1413- 00000	Dental			375.59	16.33	391.92-	
11000- 1000- 52313- 1010- 001118- 1711- 00000	Dental			107.18	4.66	111.84-	
11000- 1000- 52313- 1010- 001118- 1713- 00000	Dental			746.35	32.45	778.80-	
11000- 1000- 52313- 1010- 001118- 1714- 00000	Dental			375.59	16.33	391.92-	
11000- 1000- 52313- 2000- 001118- 1412- 00000	Dental			197.34	8.58	205.92-	
11000- 1000- 52313- 4010- 001118- 1413- 00000	Dental			188.14	8.18	196.32-	
11000- 1000- 52313- 4010- 001118- 1416- 00000	Dental			2,134.17	92.79	2,226.96-	
11000- 1000- 52314- 0000- 001118- 2000- 00000	Vision	836.00	836.00			836.00	
11000- 1000- 52314- 1010- 001118- 1411- 00000	Vision			169.97	7.39	177.36-	
11000- 1000- 52314- 1010- 001118- 1413- 00000	Vision			72.45	3.15	75.60-	
11000- 1000- 52314- 1010- 001118- 1711- 00000	Vision			46.69	2.03	48.72-	
11000- 1000- 52314- 1010- 001118- 1713- 00000	Vision			152.49	6.63	159.12-	
11000- 1000- 52314- 1010- 001118- 1714- 00000	Vision			72.45	3.15	75.60-	
11000- 1000- 52314- 2000- 001118- 1412- 00000	Vision			43.24	1.88	45.12-	
11000- 1000- 52314- 4010- 001118- 1416- 00000	Vision			441.14	19.18	460.32-	
11000- 1000- 52315- 0000- 001118- 2000- 00000	Disability	1,675.00	1,675.00			1,675.00	
11000- 1000- 52315- 1010- 001118- 1411- 00000	Disability			352.13	15.31	367.44-	
11000- 1000- 52315- 2000- 001118- 1412- 00000	Disability			138.81	6.03	144.84-	
11000- 1000- 52315- 4010- 001118- 1416- 00000	Disability			546.60	23.76	570.36-	
11000- 1000- 52500- 0000- 001118- 1611- 00000	UnemploymntComp				.77	.77-	
11000- 1000- 52500- 0000- 001118- 2000- 00000	UnemploymntComp	3,132.00	3,132.00			3,132.00	
11000- 1000- 52500- 1010- 001118- 1411- 00000	UnemploymntComp			813.65	17.12	830.77-	
11000- 1000- 52500- 1010- 001118- 1413- 00000	UnemploymntComp			342.27	6.47	348.74-	
11000- 1000- 52500- 1010- 001118- 1711- 00000	UnemploymntComp			74.25	6.46	80.71-	
11000- 1000- 52500- 1010- 001118- 1713- 00000	UnemploymntComp			148.25	6.52	154.77-	
11000- 1000- 52500- 1010- 001118- 1714- 00000	UnemploymntComp			76.50	3.06	79.56-	
11000- 1000- 52500- 2000- 001118- 1712- 00000	UnemploymntComp			73.50	2.94	76.44-	
11000- 1000- 52500- 4010- 001118- 1413- 00000	UnemploymntComp			152.89	6.47	159.36-	
11000- 1000- 52500- 4010- 001118- 1416- 00000	UnemploymntComp			1,415.04	24.21	1,439.25-	
11000- 1000- 52500- 4025- 001118- 1621- 00000	UnemploymntComp				.25	.25-	
11000- 1000- 52500- 4030- 001118- 1411- 00000	UnemploymntComp				40.86	40.86-	
11000- 1000- 52500- 4030- 001118- 1413- 00000	UnemploymntComp				15.28	15.28-	

Selection Grouped by Account Type, Filtered by User Permissions, (Org = 130, Online/Offline = N, Period = 2, UnPosted JEs? = N, Assets and Liabilities? = N, Restricted Accts? = Y, Objct = 5, Obj Digits = 0, Page Break Lvl =)

Balances through 08/31/2022						Fiscal Year 2022/23	
Funds- Func- Obj ct - Pr gm- Locat n- JbCl - Opt nl	Description	Adopted Budget	Revised Budget	Encumbered	Expenditure	Account Balance	
Funds 11000 - Operational, Func 1000 - Instruction (continued)							
11000- 1000- 52500- 4030- 001118- 1711- 00000	UnemploymntComp				3.97	3.97-	
11000- 1000- 52500- 4030- 001118- 1712- 00000	UnemploymntComp				10.34	10.34-	
11000- 1000- 52500- 4030- 001118- 1713- 00000	UnemploymntComp				8.03	8.03-	
11000- 1000- 52500- 4030- 001118- 1714- 00000	UnemploymntComp				8.16	8.16-	
11000- 1000- 52710- 0000- 001118- 1611- 00000	WorkersCompPrem				382.00	382.00-	
11000- 1000- 52710- 0000- 001118- 2000- 00000	WorkersCompPrem	33,899.00	33,899.00			33,899.00	
11000- 1000- 52710- 1010- 001118- 1411- 00000	WorkersCompPrem				6,866.00	6,866.00-	
11000- 1000- 52710- 1010- 001118- 1413- 00000	WorkersCompPrem				908.00	908.00-	
11000- 1000- 52710- 1010- 001118- 1713- 00000	WorkersCompPrem				1,381.00	1,381.00-	
11000- 1000- 52710- 2000- 001118- 1412- 00000	WorkersCompPrem				4,894.00	4,894.00-	
11000- 1000- 52710- 2000- 001118- 1712- 00000	WorkersCompPrem				324.00	324.00-	
11000- 1000- 52710- 4010- 001118- 1413- 00000	WorkersCompPrem				1,998.00	1,998.00-	
11000- 1000- 52710- 4010- 001118- 1416- 00000	WorkersCompPrem				5,705.00	5,705.00-	
11000- 1000- 52710- 4025- 001118- 1412- 00000	WorkersCompPrem				1,610.00	1,610.00-	
11000- 1000- 52720- 0000- 001118- 2000- 00000	WorkrsCompERFee	348.00	348.00			348.00	
11000- 1000- 53330- 1010- 001118- 0000- 00000	ProfessDevelop	8,100.00	8,100.00	3,253.48		4,846.52	
11000- 1000- 53711- 1010- 001118- 0000- 00000	Other Charges	500.00	500.00	1,604.00		1,104.00-	
11000- 1000- 55817- 1010- 001118- 0000- 00000	Student Travel	2,000.00	2,000.00	225.00		1,775.00	
11000- 1000- 55819- 1010- 001118- 0000- 00000	EmpTravTeachers	1,000.00	1,000.00	1,005.60		5.60-	
11000- 1000- 55915- 1010- 001118- 0000- 00000	OthContractSvcs	59,800.00	59,800.00	60,000.00		200.00-	
11000- 1000- 56112- 1010- 001118- 0000- 00000	Other Textbooks	90,945.00	90,945.00	495.00		90,450.00	
11000- 1000- 56113- 1010- 001118- 0000- 00000	Software	43,495.00	43,495.00	34,284.78		9,210.22	
11000- 1000- 56118- 0000- 001118- 0000- 00000	GenSuppliesMats			4,072.50		4,072.50-	
11000- 1000- 56118- 1010- 001118- 0000- 00000	GenSuppliesMats	35,000.00	35,000.00	20,927.92	7,799.90	6,272.18	
11000- 1000- 56119- 1010- 001118- 0000- 00000	SupAst<5K	2,000.00	2,000.00		13,282.00	11,282.00-	
11000- 1000- 57331- 1010- 001118- 0000- 00000	FixedAssets>\$5k	287,170.00	287,170.00			287,170.00	
11000- 1000- 57331- 4030- 001118- 0000- 00000	FixedAssets>\$5k	325,000.00	325,000.00			325,000.00	
11000- 1000- 57331- 4040- 001118- 0000- 00000	FixedAssets>\$5k	105,000.00	105,000.00			105,000.00	
Total for Func 1000 and Expense accounts		3,606,235.00	3,606,235.00	2,466,863.17	271,221.80	868,150.03	
Funds 11000 - Operational, Func 2100 - SuppSvcsStudnts							
11000- 2100- 51100- 0000- 001118- 1216- 00000	SalariesExpense,HealthAss			32,349.36	2,695.78	35,045.14-	
11000- 2100- 51100- 2000- 001118- 1211- 00000	SalariesExpense,CoordSubS			78,461.76	6,538.48	85,000.24-	
11000- 2100- 51100- 4025- 001118- 1214- 00000	SalariesExpense,Couns-Soc	55,193.00	55,193.00	53,070.25	2,122.81	.06-	
11000- 2100- 51200- 0000- 001118- 1216- 00000	OvertimeExpense,HealthAss				201.19	201.19-	
11000- 2100- 51300- 4025- 001118- 1214- 00000	AddtnlCompenstn,Couns-Soc				561.60	561.60-	
11000- 2100- 51300- 4030- 001118- 1214- 00000	AddtnlCompenstn,Couns-Soc				2,777.67	2,777.67-	
Selection Grouped by Account Type, Filtered by User Permissions, (Org = 130, Online/Offline = N, Period = 2, UnPosted JEs? = N, Assets and Liabilities? = N, Restricted Accts? = Y, Objct = 5, Obj Digits = 0, Page Break Lvl =)						SCHOOLABILITY	

Balances through 08/31/2022						Fiscal Year 2022/23	
Funds- Func- Obj ct - Pr gm- Locat n- JbCl - Opt nl	Description	Adopted Budget	Revised Budget	Encumbered	Expenditure	Account Balance	
Funds 11000 - Operational, Func 2100 - SuppSvcsStudnts (continued)							
11000-2100-52111-0000-001118-1216-00000	EducRetirement			5,547.84	496.83	6,044.67-	
11000-2100-52111-0000-001118-2000-00000	EducRetirement	9,466.00	9,466.00			9,466.00	
11000-2100-52111-2000-001118-1211-00000	EducRetirement			13,456.08	1,121.34	14,577.42-	
11000-2100-52111-4025-001118-1214-00000	EducRetirement			9,101.50	460.38	9,561.88-	
11000-2100-52111-4030-001118-1214-00000	EducRetirement				476.37	476.37-	
11000-2100-52112-0000-001118-1216-00000	ERARetireeHlth			647.04	57.94	704.98-	
11000-2100-52112-0000-001118-2000-00000	ERARetireeHlth	1,104.00	1,104.00			1,104.00	
11000-2100-52112-2000-001118-1211-00000	ERARetireeHlth			1,569.12	130.76	1,699.88-	
11000-2100-52112-4025-001118-1214-00000	ERARetireeHlth			1,061.50	53.69	1,115.19-	
11000-2100-52112-4030-001118-1214-00000	ERARetireeHlth				55.55	55.55-	
11000-2100-52210-0000-001118-1216-00000	FICA Payments			1,840.68	164.61	2,005.29-	
11000-2100-52210-0000-001118-2000-00000	FICA Payments	3,422.00	3,422.00			3,422.00	
11000-2100-52210-2000-001118-1211-00000	FICA Payments			4,864.56	405.38	5,269.94-	
11000-2100-52210-4025-001118-1214-00000	FICA Payments			2,969.50	152.75	3,122.25-	
11000-2100-52210-4030-001118-1214-00000	FICA Payments				172.22	172.22-	
11000-2100-52220-0000-001118-1216-00000	MedicarePaymnts			430.46	38.50	468.96-	
11000-2100-52220-0000-001118-2000-00000	MedicarePaymnts	801.00	801.00			801.00	
11000-2100-52220-2000-001118-1211-00000	MedicarePaymnts			1,137.60	94.80	1,232.40-	
11000-2100-52220-4025-001118-1214-00000	MedicarePaymnts			694.42	35.72	730.14-	
11000-2100-52220-4030-001118-1214-00000	MedicarePaymnts				40.28	40.28-	
11000-2100-52311-0000-001118-1216-00000	Hth&MedPremiums			4,693.04	426.64	5,119.68-	
11000-2100-52311-0000-001118-2000-00000	Hth&MedPremiums	5,845.00	5,845.00			5,845.00	
11000-2100-52311-4025-001118-1214-00000	Hth&MedPremiums			5,600.50	243.50	5,844.00-	
11000-2100-52312-0000-001118-1216-00000	Life			57.86	5.26	63.12-	
11000-2100-52312-0000-001118-2000-00000	Life	57.00	57.00			57.00	
11000-2100-52312-2000-001118-1211-00000	Life			57.86	5.26	63.12-	
11000-2100-52312-4025-001118-1214-00000	Life			60.49	2.63	63.12-	
11000-2100-52313-0000-001118-1216-00000	Dental			204.60	18.60	223.20-	
11000-2100-52313-0000-001118-2000-00000	Dental	206.00	206.00			206.00	
11000-2100-52313-4025-001118-1214-00000	Dental			197.34	8.58	205.92-	
11000-2100-52314-0000-001118-1216-00000	Vision			44.66	4.06	48.72-	
11000-2100-52314-0000-001118-2000-00000	Vision	46.00	46.00			46.00	
11000-2100-52314-4025-001118-1214-00000	Vision			43.24	1.88	45.12-	
11000-2100-52315-0000-001118-1216-00000	Disability			82.39	7.49	89.88-	
11000-2100-52315-0000-001118-2000-00000	Disability	176.00	176.00			176.00	
11000-2100-52315-2000-001118-1211-00000	Disability			193.38	17.58	210.96-	

Selection Grouped by Account Type, Filtered by User Permissions, (Org = 130, Online/Offline = N, Period = 2, UnPosted JE? = N, Assets and Liabilities? = N, Restricted Accts? = Y, Obj Digits = 0, Page Break Lvl =)



Balances through 08/31/2022						Fiscal Year 2022/23	
Funds- Func- Obj ct - Pr gm- Locat n- Jb Cl - Opt nl	Description	Adopted Budget	Revised Budget	Encumbered	Expenditure	Account Balance	
Funds 11000 - Operational, Func 2100 - SuppSvcsStudnts (continued)							
11000- 2100- 52315- 4025- 001118- 1214- 00000	Disability			168.48	7.32	175.80-	
11000- 2100- 52500- 0000- 001118- 1216- 00000	UnemploymntComp			76.96	9.56	86.52-	
11000- 2100- 52500- 0000- 001118- 2000- 00000	UnemploymntComp	90.00	90.00			90.00	
11000- 2100- 52710- 0000- 001118- 2000- 00000	WorkersCompPrem	983.00	983.00			983.00	
11000- 2100- 52710- 4025- 001118- 1214- 00000	WorkersCompPrem				983.00	983.00-	
11000- 2100- 52720- 0000- 001118- 2000- 00000	WorkrsCompERFee	10.00	10.00			10.00	
11000- 2100- 53211- 2000- 001118- 0000- 00000	DiagsContracted	15,853.00	15,853.00	15,922.62	1,515.38	1,585.00-	
11000- 2100- 53212- 2000- 001118- 0000- 00000	SpeechThrpsCont	25,000.00	25,000.00	20,004.36		4,995.64	
11000- 2100- 53213- 2000- 001118- 0000- 00000	OccThrpstCont	27,000.00	27,000.00	26,400.00		600.00	
11000- 2100- 53215- 2000- 001118- 0000- 00000	PsychlogtsCont				8,810.01	8,810.01-	
11000- 2100- 53414- 0000- 001118- 0000- 00000	OthProfTechSvcs	3,900.00	3,900.00			3,900.00	
11000- 2100- 53414- 2000- 001118- 0000- 00000	OthProfTechSvcs				1,281.21	1,281.21-	
11000- 2100- 53711- 0000- 001118- 0000- 00000	Other Charges	500.00	500.00			500.00	
11000- 2100- 55915- 0000- 001118- 0000- 00000	OthContractSvcs	5,500.00	5,500.00	65.00		5,435.00	
11000- 2100- 55915- 4025- 001118- 0000- 00000	OthContractSvcs	59,880.00	59,880.00			59,880.00	
11000- 2100- 56118- 0000- 001118- 0000- 00000	GenSuppliesMats	15,000.00	15,000.00			15,000.00	
11000- 2100- 56118- 4025- 001118- 0000- 00000	GenSuppliesMats	2,500.00	2,500.00	285.97		2,214.03	
Total for Func 2100 and Expense accounts		232,532.00	232,532.00	281,360.42	32,202.61	81,031.03-	
Funds 11000 - Operational, Func 2200 - Suppt Svcs Inst							
11000- 2200- 56113- 0000- 001118- 0000- 00000	Software			10,125.00		10,125.00-	
Total for Func 2200 and Expense accounts		.00	.00	10,125.00	.00	10,125.00-	
Funds 11000 - Operational, Func 2300 - SupptSvcs-Admin							
11000- 2300- 51100- 0000- 001118- 1111- 00000	SalariesExpense,Superinte	118,952.00	118,952.00	113,230.84	14,769.24	9,048.08-	
11000- 2300- 52111- 0000- 001118- 1111- 00000	EducRetirement			19,419.13	2,532.93	21,952.06-	
11000- 2300- 52111- 0000- 001118- 2000- 00000	EducRetirement	20,401.00	20,401.00			20,401.00	
11000- 2300- 52112- 0000- 001118- 1111- 00000	ERARetireeHlth			2,264.58	295.38	2,559.96-	
11000- 2300- 52112- 0000- 001118- 2000- 00000	ERARetireeHlth	2,380.00	2,380.00			2,380.00	
11000- 2300- 52210- 0000- 001118- 1111- 00000	FICA Payments			6,410.80	829.20	7,240.00-	
11000- 2300- 52210- 0000- 001118- 2000- 00000	FICA Payments	7,376.00	7,376.00			7,376.00	
11000- 2300- 52220- 0000- 001118- 1111- 00000	MedicarePaymnts			1,499.26	193.92	1,693.18-	
11000- 2300- 52220- 0000- 001118- 2000- 00000	MedicarePaymnts	1,725.00	1,725.00			1,725.00	
11000- 2300- 52311- 0000- 001118- 1111- 00000	Hth&MedPremiums			12,989.13	1,855.59	14,844.72-	
11000- 2300- 52311- 0000- 001118- 2000- 00000	Hth&MedPremiums	14,845.00	14,845.00			14,845.00	
11000- 2300- 52312- 0000- 001118- 1111- 00000	Life			55.23	7.89	63.12-	
11000- 2300- 52312- 0000- 001118- 2000- 00000	Life	57.00	57.00			57.00	
11000- 2300- 52313- 0000- 001118- 1111- 00000	Dental			538.86	76.98	615.84-	

Selection Grouped by Account Type, Filtered by User Permissions, (Org = 130, Online/Offline = N, Period = 2, UnPosted JEs? = N, Assets and Liabilities? = N, Restricted Accts? = Y, Obj Digits = 0, Page Break Lvl =)

Balances through 08/31/2022						Fiscal Year 2022/23
Funds- Func- Obj ct - Pr gm- Locat n- Jb Cl - Opt nl	Description	Adopted Budget	Revised Budget	Encumbered	Expenditure	Account Balance
Funds 11000 - Operational, Func 2300 - SupptSvcs-Admin (continued)						
11000- 2300- 52313- 0000- 001118- 2000- 00000	Dental	616.00	616.00			616.00
11000- 2300- 52314- 0000- 001118- 1111- 00000	Vision			89.04	12.72	101.76-
11000- 2300- 52314- 0000- 001118- 2000- 00000	Vision	102.00	102.00			102.00
11000- 2300- 52500- 0000- 001118- 1111- 00000	UnemploymntComp			94.73		94.73-
11000- 2300- 52500- 0000- 001118- 2000- 00000	UnemploymntComp	90.00	90.00			90.00
11000- 2300- 52710- 0000- 001118- 1111- 00000	WorkersCompPrem				2,118.00	2,118.00-
11000- 2300- 52710- 0000- 001118- 2000- 00000	WorkersCompPrem	2,118.00	2,118.00			2,118.00
11000- 2300- 52720- 0000- 001118- 1111- 00000	WorkrsCompERFee			9.20		9.20-
11000- 2300- 52720- 0000- 001118- 2000- 00000	WorkrsCompERFee	10.00	10.00			10.00
11000- 2300- 53411- 0000- 001118- 0000- 00000	Auditing	15,000.00	15,000.00			15,000.00
11000- 2300- 53413- 0000- 001118- 0000- 00000	Legal	32,363.00	32,363.00	32,905.25	5,390.63	5,932.88-
11000- 2300- 53711- 0000- 001118- 0000- 00000	Other Charges	500.00	500.00			500.00
11000- 2300- 55812- 0000- 001118- 0000- 00000	Board Training	2,500.00	2,500.00			2,500.00
Total for Func 2300 and Expense accounts		219,035.00	219,035.00	189,506.05	28,082.48	1,446.47
Funds 11000 - Operational, Func 2400 - SupSvcsSchAdmin						
11000- 2400- 51100- 0000- 001118- 1112- 00000	SalariesExpense,Principal	74,984.00	74,984.00	78,461.76	6,538.48	10,016.24-
11000- 2400- 51100- 0000- 001118- 1217- 00000	SalariesExpense,SecClerTe	93,258.00	93,258.00	68,606.88	6,565.17	18,085.95
11000- 2400- 51200- 0000- 001118- 1217- 00000	OvertimeExpense,SecClerTe	4,000.00	4,000.00		638.33	3,361.67
11000- 2400- 51300- 0000- 001118- 1217- 00000	AddtnlCompenstrn,SecClerTe				2,830.59	2,830.59-
11000- 2400- 52111- 0000- 001118- 1112- 00000	EducRetirement			13,456.08	1,121.34	14,577.42-
11000- 2400- 52111- 0000- 001118- 1217- 00000	EducRetirement			11,766.00	1,720.84	13,486.84-
11000- 2400- 52111- 0000- 001118- 2000- 00000	EducRetirement	29,541.00	29,541.00			29,541.00
11000- 2400- 52112- 0000- 001118- 1112- 00000	ERARetireeHlth			1,569.12	130.76	1,699.88-
11000- 2400- 52112- 0000- 001118- 1217- 00000	ERARetireeHlth			1,372.32	200.70	1,573.02-
11000- 2400- 52112- 0000- 001118- 2000- 00000	ERARetireeHlth	3,447.00	3,447.00			3,447.00
11000- 2400- 52210- 0000- 001118- 1112- 00000	FICA Payments			4,539.70	376.56	4,916.26-
11000- 2400- 52210- 0000- 001118- 1217- 00000	FICA Payments			4,253.52	622.12	4,875.64-
11000- 2400- 52210- 0000- 001118- 2000- 00000	FICA Payments	10,681.00	10,681.00			10,681.00
11000- 2400- 52220- 0000- 001118- 1112- 00000	MedicarePaymnts			1,061.64	88.06	1,149.70-
11000- 2400- 52220- 0000- 001118- 1217- 00000	MedicarePaymnts			994.80	145.48	1,140.28-
11000- 2400- 52220- 0000- 001118- 2000- 00000	MedicarePaymnts	2,499.00	2,499.00			2,499.00
11000- 2400- 52311- 0000- 001118- 1112- 00000	Hth&MedPremiums			5,357.00	487.00	5,844.00-
11000- 2400- 52311- 0000- 001118- 2000- 00000	Hth&MedPremiums	13,937.00	13,937.00			13,937.00
11000- 2400- 52312- 0000- 001118- 1112- 00000	Life			57.86	5.26	63.12-
11000- 2400- 52312- 0000- 001118- 1217- 00000	Life			115.72	10.52	126.24-
11000- 2400- 52312- 0000- 001118- 2000- 00000	Life	228.00	228.00			228.00
Selection Grouped by Account Type, Filtered by User Permissions, (Org = 130, Online/Offline = N, Period = 2, UnPosted JEs? = N, Assets and Liabilities? = N, Restricted Accts? = Y, Obj Digits = 0, Page Break Lvl =)						SCHOOLABILITY

Balances through 08/31/2022						Fiscal Year 2022/23
Funds- Func- Obj ct - Pr gm- Locat n- JbCl - Opt nl	Description	Adopted Budget	Revised Budget	Encumbered	Expenditure	Account Balance
Funds 11000 - Operational, Func 2400 - SupSvcsSchAdmin (continued)						
11000-2400-52313-0000-001118-1112-00000	Dental			188.76	17.16	205.92-
11000-2400-52313-0000-001118-2000-00000	Dental	516.00	516.00			516.00
11000-2400-52314-0000-001118-1112-00000	Vision			41.36	3.76	45.12-
11000-2400-52314-0000-001118-2000-00000	Vision	92.00	92.00			92.00
11000-2400-52315-0000-001118-1112-00000	Disability			212.52	19.32	231.84-
11000-2400-52315-0000-001118-2000-00000	Disability	315.00	315.00			315.00
11000-2400-52500-0000-001118-1217-00000	UnemploymntComp			176.61	24.00	200.61-
11000-2400-52500-0000-001118-2000-00000	UnemploymntComp	360.00	360.00			360.00
11000-2400-52710-0000-001118-1112-00000	WorkersCompPrem				1,335.00	1,335.00-
11000-2400-52710-0000-001118-1217-00000	WorkersCompPrem				1,661.00	1,661.00-
11000-2400-52710-0000-001118-2000-00000	WorkersCompPrem	2,996.00	2,996.00			2,996.00
11000-2400-52720-0000-001118-2000-00000	WorkrsCompERFee	40.00	40.00			40.00
11000-2400-53330-0000-001118-0000-00000	ProfessDevelop	500.00	500.00	225.00		275.00
11000-2400-53711-0000-001118-0000-00000	Other Charges	4,631.00	4,631.00	573.12	326.88	3,731.00
11000-2400-54620-0000-001118-0000-00000	RentlEquipVehcl			2,937.24	64.62	3,001.86-
11000-2400-54630-0000-001118-0000-00000	RentalCompEqpmt	11,000.00	11,000.00	11,163.00	1,875.09	2,038.09-
11000-2400-55915-0000-001118-0000-00000	OthContractSvcs	8,394.00	8,394.00	9,911.50	1,355.50	2,873.00-
11000-2400-56113-0000-001118-0000-00000	Software			164.89	14.99	179.88-
11000-2400-56118-0000-001118-0000-00000	GenSuppliesMats	20,600.00	20,600.00	4,581.33	1,799.55	14,219.12
Total for Func 2400 and Expense accounts		282,019.00	282,019.00	221,787.73	29,978.08	30,253.19
Funds 11000 - Operational, Func 2500 - Central Svcs						
11000-2500-53414-0000-001118-0000-00000	OthProfTechSvcs	237,156.00	237,156.00	160,008.75	19,823.73	57,323.52
11000-2500-53711-0000-001118-0000-00000	Other Charges	7,000.00	7,000.00	1,196.88	88.00	5,715.12
11000-2500-54320-0000-001118-0000-00000	Tech-R&M			51,035.66	5,103.50	56,139.16-
11000-2500-55400-0000-001118-0000-00000	Advertising	700.00	700.00	136.00	500.00	64.00
11000-2500-55915-0000-001118-0000-00000	OthContractSvcs	3,500.00	3,500.00			3,500.00
11000-2500-56113-0000-001118-0000-00000	Software	18,020.00	18,020.00		18,102.00	82.00-
11000-2500-56118-0000-001118-0000-00000	GenSuppliesMats	500.00	500.00		1,859.56	1,359.56-
11000-2500-56118-1010-001118-0000-00000	GenSuppliesMats				63.06	63.06-
Total for Func 2500 and Expense accounts		266,876.00	266,876.00	212,377.29	45,539.85	8,958.86
Funds 11000 - Operational, Func 2580 - AdminTechSvcs						
11000-2580-53414-0000-001118-0000-00000	OthProfTechSvcs			500.00		500.00-
Total for Func 2580 and Expense accounts		.00	.00	500.00	.00	500.00-
Funds 11000 - Operational, Func 2600 - Op&MaintofPlant						
11000-2600-51100-0000-001118-1615-00000	SalariesExpense,Custodial	59,296.00	59,296.00	102,026.40	8,502.20	51,232.60-

Selection Grouped by Account Type, Filtered by User Permissions, (Org = 130, Online/Offline = N, Period = 2, UnPosted JEs? = N, Assets and Liabilities? = N, Restricted Accts? = Y, Obj Digits = 0, Page Break Lvl =)

Balances through 08/31/2022						Fiscal Year 2022/23	
Funds- Func- Obj ct - Pr gm- Locat n- JbCl - Opt nl	Description	Adopted Budget	Revised Budget	Encumbered	Expenditure	Account Balance	
Funds 11000 - Operational, Func 2600 - Op&MaintofPlant (continued)							
11000-2600-51200-0000-001118-1615-00000	OvertimeExpense,Custodial				1,512.48	1,512.48-	
11000-2600-51300-0000-001118-1615-00000	AddtnlCompenstrn,Custodial	3,000.00	3,000.00		7,073.50	4,073.50-	
11000-2600-52111-0000-001118-1615-00000	EducRetirement			17,497.68	2,930.64	20,428.32-	
11000-2600-52111-0000-001118-2000-00000	EducRetirement	10,686.00	10,686.00			10,686.00	
11000-2600-52112-0000-001118-1615-00000	ERARetireeHlth			2,040.48	341.76	2,382.24-	
11000-2600-52112-0000-001118-2000-00000	ERARetireeHlth	1,247.00	1,247.00			1,247.00	
11000-2600-52210-0000-001118-1615-00000	FICA Payments			6,160.92	1,044.47	7,205.39-	
11000-2600-52210-0000-001118-2000-00000	FICA Payments	3,864.00	3,864.00			3,864.00	
11000-2600-52220-0000-001118-1615-00000	MedicarePaymnts			1,440.88	244.30	1,685.18-	
11000-2600-52220-0000-001118-2000-00000	MedicarePaymnts	905.00	905.00			905.00	
11000-2600-52311-0000-001118-1615-00000	Hth&MedPremiums			4,693.04	426.64	5,119.68-	
11000-2600-52311-0000-001118-2000-00000	Hth&MedPremiums	4,726.00	4,726.00			4,726.00	
11000-2600-52312-0000-001118-1615-00000	Life			231.44	21.04	252.48-	
11000-2600-52312-0000-001118-2000-00000	Life	171.00	171.00			171.00	
11000-2600-52313-0000-001118-1615-00000	Dental			204.60	18.60	223.20-	
11000-2600-52313-0000-001118-2000-00000	Dental	206.00	206.00			206.00	
11000-2600-52314-0000-001118-1615-00000	Vision			44.66	4.06	48.72-	
11000-2600-52314-0000-001118-2000-00000	Vision	46.00	46.00			46.00	
11000-2600-52500-0000-001118-1615-00000	UnemploymntComp			299.96	47.47	347.43-	
11000-2600-52500-0000-001118-2000-00000	UnemploymntComp	270.00	270.00			270.00	
11000-2600-52710-0000-001118-1615-00000	WorkersCompPrem				1,058.00	1,058.00-	
11000-2600-52710-0000-001118-2000-00000	WorkersCompPrem	1,058.00	1,058.00			1,058.00	
11000-2600-52720-0000-001118-2000-00000	WorkrsCompERFee	30.00	30.00			30.00	
11000-2600-53711-0000-001118-0000-00000	Other Charges			100.00	25.00	125.00-	
11000-2600-54312-0000-001118-0000-00000	MntRepBlgsGrnds	1,000.00	1,000.00	2,641.43	4,445.66	6,087.09-	
11000-2600-54411-0000-001118-0000-00000	Electricity	48,000.00	48,000.00	49,452.08	11,211.72	12,663.80-	
11000-2600-54412-0000-001118-0000-00000	NatGasBuildings	2,000.00	2,000.00	2,161.30	38.70	200.00-	
11000-2600-54415-0000-001118-0000-00000	Water/Sewage	10,000.00	10,000.00	15,822.64	2,568.03	8,390.67-	
11000-2600-54416-0000-001118-0000-00000	CommunicatnSvcs	14,500.00	14,500.00	16,161.08	3,891.89	5,552.97-	
11000-2600-54610-0000-001118-0000-00000	RentLandBldngs	156,921.00	156,921.00	238,425.75	76,029.16	157,533.91-	
11000-2600-55200-0000-001118-0000-00000	PropertyLiablns	53,372.00	53,372.00		52,845.00	527.00	
11000-2600-55915-0000-001118-0000-00000	OthContractSvcs	73,030.00	73,030.00	71,686.40	12,213.23	10,869.63-	
11000-2600-56118-0000-001118-0000-00000	GenSuppliesMats	20,000.00	20,000.00	11,052.95	2,943.30	6,003.75	
11000-2600-56119-0000-001118-0000-00000	SupAst<5K	35,000.00	35,000.00	187.14	1,994.12	32,818.74	
11000-2600-56216-0000-001118-0000-00000	MaintSuppsParts	2,000.00	2,000.00			2,000.00	
Total for Func 2600 and Expense accounts		501,328.00	501,328.00	542,330.83	191,430.97	232,433.80-	

Selection Grouped by Account Type, Filtered by User Permissions, (Org = 130, Online/Offline = N, Period = 2, UnPosted JEs? = N, Assets and Liabilities? = N, Restricted Accts? = Y, Obj Digits = 0, Page Break Lvl =)

Balances through 08/31/2022						Fiscal Year 2022/23
Funds- Func- Obj ct - Pr gm- Locat n- Jb Cl - Opt nl	Description	Adopted Budget	Revised Budget	Encumbered	Expenditure	Account Balance
Total for Funds 11000		5,108,025.00	5,108,025.00	3,924,935.39	598,455.79	584,633.82
Funds 14000 - TotlnsMatSubFnd, Func 1000 - Instruction						
14000- 1000- 56113- 1010- 001118- 0000- 00000	Software			98.00		98.00-
Total for Funds 14000, Func 1000 and Expense accounts		.00	.00	98.00	.00	98.00-
Funds 21000 - Food Svcs, Func 3100 - FoodSvcsOpertns						
21000- 3100- 51100- 0000- 001118- 1217- 00000	SalariesExpense,SecClerTe	21,424.00	21,424.00	41,200.00	1,648.00	21,424.00-
21000- 3100- 51200- 0000- 001118- 1217- 00000	OvertimeExpense,SecClerTe				25.54	25.54-
21000- 3100- 51300- 0000- 001118- 1217- 00000	AddtnlCompenstn,SecClerTe	2,665.00	2,665.00			2,665.00
21000- 3100- 52111- 0000- 001118- 1217- 00000	EducRetirement			7,066.00	287.02	7,353.02-
21000- 3100- 52111- 0000- 001118- 2000- 00000	EducRetirement	4,133.00	4,133.00			4,133.00
21000- 3100- 52112- 0000- 001118- 1217- 00000	ERARetireeHlth			824.00	33.47	857.47-
21000- 3100- 52112- 0000- 001118- 2000- 00000	ERARetireeHlth	483.00	483.00			483.00
21000- 3100- 52210- 0000- 001118- 1217- 00000	FICA Payments			2,554.50	103.76	2,658.26-
21000- 3100- 52210- 0000- 001118- 2000- 00000	FICA Payments	1,495.00	1,495.00			1,495.00
21000- 3100- 52220- 0000- 001118- 1217- 00000	MedicarePaymnts			597.50	24.27	621.77-
21000- 3100- 52220- 0000- 001118- 2000- 00000	MedicarePaymnts	350.00	350.00			350.00
21000- 3100- 52312- 0000- 001118- 1217- 00000	Life			120.98	5.26	126.24-
21000- 3100- 52312- 0000- 001118- 2000- 00000	Life	57.00	57.00			57.00
21000- 3100- 52315- 0000- 001118- 1217- 00000	Disability			77.74	3.38	81.12-
21000- 3100- 52500- 0000- 001118- 1217- 00000	UnemploymntComp			136.00	5.52	141.52-
21000- 3100- 52500- 0000- 001118- 2000- 00000	UnemploymntComp	90.00	90.00			90.00
21000- 3100- 52710- 0000- 001118- 1217- 00000	WorkersCompPrem				382.00	382.00-
21000- 3100- 52710- 0000- 001118- 2000- 00000	WorkersCompPrem	382.00	382.00			382.00
21000- 3100- 52720- 0000- 001118- 2000- 00000	WorkrsCompERFee	10.00	10.00			10.00
21000- 3100- 53330- 0000- 001118- 0000- 00000	ProfessDevelop	200.00	200.00			200.00
21000- 3100- 54411- 0000- 001118- 0000- 00000	Electricity	6,300.00	6,300.00	6,490.58	1,471.55	1,662.13-
21000- 3100- 54412- 0000- 001118- 0000- 00000	NatGasBuildings	1,000.00	1,000.00	1,080.65	19.35	100.00-
21000- 3100- 54415- 0000- 001118- 0000- 00000	Water/Sewage	2,200.00	2,200.00	2,561.57	415.76	777.33-
21000- 3100- 55915- 0000- 001118- 0000- 00000	OthContractSvcs	200,000.00	200,000.00	256,137.19		56,137.19-
21000- 3100- 56116- 0000- 001118- 0000- 00000	Food				9,691.46	9,691.46-
21000- 3100- 57331- 0000- 001118- 0000- 00000	FixedAssets>\$5k	37,246.00	37,246.00			37,246.00
Total for Funds 21000, Func 3100 and Expense accounts		278,035.00	278,035.00	318,846.71	14,116.34	54,928.05-
Funds 23001 - Athletic, Func 1000 - Instruction						
23001- 1000- 56118- 9000- 001118- 0000- 00000	GenSuppliesMats			668.47	604.13	1,272.60-
Total for Funds 23001, Func 1000 and Expense accounts		.00	.00	668.47	604.13	1,272.60-

Selection Grouped by Account Type, Filtered by User Permissions, (Org = 130, Online/Offline = N, Period = 2, UnPosted JEs? = N, Assets and Liabilities? = N, Restricted Accts? = Y, Objct = 5, Obj Digits = 0, Page Break Lvl =)

Balances through 08/31/2022						Fiscal Year 2022/23
Funds- Func- Obj ct - Pr gm- Locat n- Jb Cl - Opt nl	Description	Adopted Budget	Revised Budget	Encumbered	Expenditure	Account Balance
Funds 23002 - PreK Classroom, Func 1000 - Instruction						
23002- 1000- 56118- 1010- 001118- 0000- 00000	GenSuppliesMats			6,645.20		6,645.20-
Total for Funds 23002, Func 1000 and Expense accounts		.00	.00	6,645.20	.00	6,645.20-
Funds 23010 - Admin Discr, Func 1000 - Instruction						
23010- 1000- 53711- 1010- 001118- 0000- 00000	Other Charges				200.00	200.00-
23010- 1000- 56118- 1010- 001118- 0000- 00000	GenSuppliesMats			923.08	844.92	1,768.00-
Total for Funds 23010, Func 1000 and Expense accounts		.00	.00	923.08	1,044.92	1,968.00-
Funds 23102 - GenActivity, Func 1000 - Instruction						
23102- 1000- 53711- 9000- 001118- 0000- 00000	Other Charges			1,044.06		1,044.06-
23102- 1000- 55817- 1010- 001118- 0000- 00000	Student Travel			860.00		860.00-
Total for Funds 23102, Func 1000 and Expense accounts		.00	.00	1,904.06	.00	1,904.06-
Funds 24101 - Title I - IASA, Func 1000 - Instruction						
24101- 1000- 51100- 1010- 001118- 1411- 00000	SalariesExpense,Teachers	66,278.00	66,278.00	126,950.25	5,078.01	65,750.26-
24101- 1000- 51100- 1010- 001118- 1711- 00000	SalariesExpense,InstAsst1	19,267.00	19,267.00			19,267.00
24101- 1000- 51300- 1010- 001118- 1411- 00000	AddtnlCompenstn,Teachers	8,092.00	8,092.00			8,092.00
24101- 1000- 52111- 0000- 001118- 2000- 00000	EducRetirement	27,336.00	27,336.00			27,336.00
24101- 1000- 52111- 1010- 001118- 1411- 00000	EducRetirement			21,771.75	870.87	22,642.62-
24101- 1000- 52112- 0000- 001118- 2000- 00000	ERARetireeHlth	3,190.00	3,190.00			3,190.00
24101- 1000- 52112- 1010- 001118- 1411- 00000	ERARetireeHlth			2,539.00	101.56	2,640.56-
24101- 1000- 52210- 0000- 001118- 2000- 00000	FICA Payments	9,883.00	9,883.00			9,883.00
24101- 1000- 52210- 1010- 001118- 1411- 00000	FICA Payments			7,683.53	306.69	7,990.22-
24101- 1000- 52220- 0000- 001118- 2000- 00000	MedicarePaymnts	2,313.00	2,313.00			2,313.00
24101- 1000- 52220- 1010- 001118- 1411- 00000	MedicarePaymnts			1,797.05	71.73	1,868.78-
24101- 1000- 52311- 1010- 001118- 1411- 00000	Hth&MedPremiums			4,528.93	196.91	4,725.84-
24101- 1000- 52312- 0000- 001118- 2000- 00000	Life	171.00	171.00			171.00
24101- 1000- 52312- 1010- 001118- 1411- 00000	Life			120.98	5.26	126.24-
24101- 1000- 52315- 0000- 001118- 2000- 00000	Disability	178.00	178.00			178.00
24101- 1000- 52315- 1010- 001118- 1411- 00000	Disability			170.20	7.40	177.60-
24101- 1000- 52500- 0000- 001118- 2000- 00000	UnemploymntComp	270.00	270.00			270.00
24101- 1000- 52710- 0000- 001118- 2000- 00000	WorkersCompPrem	2,694.00	2,694.00			2,694.00
24101- 1000- 52710- 1010- 001118- 1411- 00000	WorkersCompPrem				2,351.00	2,351.00-
24101- 1000- 52710- 1010- 001118- 1711- 00000	WorkersCompPrem				343.00	343.00-
24101- 1000- 52720- 0000- 001118- 2000- 00000	WorkrsCompERFee	30.00	30.00			30.00
24101- 1000- 56118- 1010- 001118- 0000- 00000	GenSuppliesMats			4,590.00	601.64	5,191.64-
Total for Func 1000 and Expense accounts		139,702.00	139,702.00	170,151.69	9,934.07	40,383.76-
Funds 24101 - Title I - IASA, Func 2100 - SuppSvcsStudnts						

Selection Grouped by Account Type, Filtered by User Permissions, (Org = 130, Online/Offline = N, Period = 2, UnPosted JEs? = N, Assets and Liabilities? = N, Restricted Accts? = Y, Objct = 5, Obj Digits = 0, Page Break Lvl =)

Balances through 08/31/2022						Fiscal Year 2022/23
Funds- Func- Obj ct - Pr gm- Locat n- JbCl - Opt nl	Description	Adopted Budget	Revised Budget	Encumbered	Expenditure	Account Balance
Funds 24101 - Title I - IASA, Func 2100 - SuppSvcsStudnts						
24101- 2100- 51100- 0000- 001118- 1218- 00000	SalariesExpense,SchlStude	37,493.00	37,493.00	36,051.00	1,442.04	.04-
24101- 2100- 52111- 0000- 001118- 1218- 00000	EducRetirement			6,182.75	247.31	6,430.06-
24101- 2100- 52111- 0000- 001118- 2000- 00000	EducRetirement	6,431.00	6,431.00			6,431.00
24101- 2100- 52112- 0000- 001118- 1218- 00000	ERARetireeHlth			721.00	28.84	749.84-
24101- 2100- 52112- 0000- 001118- 2000- 00000	ERARetireeHlth	750.00	750.00			750.00
24101- 2100- 52210- 0000- 001118- 1218- 00000	FICA Payments			2,235.25	89.41	2,324.66-
24101- 2100- 52210- 0000- 001118- 2000- 00000	FICA Payments	2,325.00	2,325.00			2,325.00
24101- 2100- 52220- 0000- 001118- 1218- 00000	MedicarePaymnts			522.75	20.91	543.66-
24101- 2100- 52220- 0000- 001118- 2000- 00000	MedicarePaymnts	544.00	544.00			544.00
24101- 2100- 52312- 0000- 001118- 1218- 00000	Life			60.49	2.63	63.12-
24101- 2100- 52312- 0000- 001118- 2000- 00000	Life	57.00	57.00			57.00
24101- 2100- 52500- 0000- 001118- 1218- 00000	UnemploymntComp			81.61	4.76	86.37-
24101- 2100- 52500- 0000- 001118- 2000- 00000	UnemploymntComp	90.00	90.00			90.00
24101- 2100- 52710- 0000- 001118- 1218- 00000	WorkersCompPrem				668.00	668.00-
24101- 2100- 52710- 0000- 001118- 2000- 00000	WorkersCompPrem	668.00	668.00			668.00
24101- 2100- 52720- 0000- 001118- 2000- 00000	WorkrsCompERFee	10.00	10.00			10.00
24101- 2100- 53711- 0000- 001118- 0000- 00000	Other Charges	3,262.00	3,262.00			3,262.00
Total for Func 2100 and Expense accounts		51,630.00	51,630.00	45,854.85	2,503.90	3,271.25
Total for Funds 24101		191,332.00	191,332.00	216,006.54	12,437.97	37,112.51-
Funds 24106 - IDEABEntitlemnt, Func 1000 - Instruction						
24106- 1000- 51100- 2000- 001118- 1712- 00000	SalariesExpense,InstAsstS	31,987.00	31,987.00	35,625.75	1,425.03	5,063.78-
24106- 1000- 51200- 2000- 001118- 1712- 00000	OvertimeExpense,InstAsstS	3,000.00	3,000.00			3,000.00
24106- 1000- 51300- 2000- 001118- 1712- 00000	AddtnlCompenstn,InstAsstS	6,554.00	6,554.00		55.68	6,498.32
24106- 1000- 52111- 0000- 001118- 2000- 00000	EducRetirement	7,127.00	7,127.00			7,127.00
24106- 1000- 52111- 2000- 001118- 1712- 00000	EducRetirement			6,110.00	253.94	6,363.94-
24106- 1000- 52112- 0000- 001118- 2000- 00000	ERARetireeHlth	833.00	833.00			833.00
24106- 1000- 52112- 2000- 001118- 1712- 00000	ERARetireeHlth			712.50	29.61	742.11-
24106- 1000- 52210- 0000- 001118- 2000- 00000	FICA Payments	2,578.00	2,578.00			2,578.00
24106- 1000- 52210- 2000- 001118- 1712- 00000	FICA Payments			2,175.66	90.45	2,266.11-
24106- 1000- 52220- 0000- 001118- 2000- 00000	MedicarePaymnts	605.00	605.00			605.00
24106- 1000- 52220- 2000- 001118- 1712- 00000	MedicarePaymnts			508.89	21.16	530.05-
24106- 1000- 52312- 0000- 001118- 2000- 00000	Life	114.00	114.00			114.00
24106- 1000- 52312- 2000- 001118- 1712- 00000	Life			120.98	7.89	128.87-
24106- 1000- 52313- 0000- 001118- 2000- 00000	Dental	224.00	224.00			224.00
24106- 1000- 52313- 2000- 001118- 1712- 00000	Dental			230.23	10.01	240.24-

Selection Grouped by Account Type, Filtered by User Permissions, (Org = 130, Online/Offline = N, Period = 2, UnPosted JEs? = N, Assets and Liabilities? = N, Restricted Accts? = Y, Obj Digits = 0, Page Break Lvl =)

Balances through 08/31/2022						Fiscal Year 2022/23
Funds- Func- Obj ct - Pr gm- Locat n- JbCl - Opt nl	Description	Adopted Budget	Revised Budget	Encumbered	Expenditure	Account Balance
Funds 24106 - IDEABEntitlemnt, Func 1000 - Instruction (continued)						
24106- 1000- 52314- 0000- 001118- 2000- 00000	Vision	49.00	49.00			49.00
24106- 1000- 52314- 2000- 001118- 1712- 00000	Vision			50.37	2.19	52.56-
24106- 1000- 52500- 0000- 001118- 2000- 00000	UnemploymntComp	180.00	180.00			180.00
24106- 1000- 52500- 2000- 001118- 1712- 00000	UnemploymntComp			117.75	4.89	122.64-
24106- 1000- 52710- 0000- 001118- 2000- 00000	WorkersCompPrem	571.00	571.00			571.00
24106- 1000- 52710- 2000- 001118- 1712- 00000	WorkersCompPrem				571.00	571.00-
24106- 1000- 52720- 0000- 001118- 2000- 00000	WorkrsCompERFee	20.00	20.00			20.00
24106- 1000- 56113- 1010- 001118- 0000- 00000	Software				3,495.00	3,495.00-
24106- 1000- 56113- 2000- 001118- 0000- 00000	Software			6,800.00		6,800.00-
24106- 1000- 56118- 2000- 001118- 0000- 00000	GenSuppliesMats			294.98		294.98-
Total for Func 1000 and Expense accounts		53,842.00	53,842.00	52,747.11	5,966.85	4,871.96-
Funds 24106 - IDEABEntitlemnt, Func 2100 - SuppSvcsStudnts						
24106- 2100- 53212- 2000- 001118- 0000- 00000	SpeechThrpsCont	39,257.00	39,257.00	31,146.50		8,110.50
Total for Func 2100 and Expense accounts		39,257.00	39,257.00	31,146.50	.00	8,110.50
Total for Funds 24106		93,099.00	93,099.00	83,893.61	5,966.85	3,238.54
Funds 24153 - EngLangAcquistn, Func 1000 - Instruction						
24153- 1000- 51300- 1010- 001118- 1411- 00000	AddtnlCompenstn,Teachers	4,263.00	4,263.00			4,263.00
24153- 1000- 52111- 0000- 001118- 2000- 00000	EducRetirement	631.00	631.00			631.00
24153- 1000- 52112- 0000- 001118- 2000- 00000	ERARetireeHlth	74.00	74.00			74.00
24153- 1000- 52210- 0000- 001118- 2000- 00000	FICA Payments	228.00	228.00			228.00
24153- 1000- 52220- 0000- 001118- 2000- 00000	MedicarePaymnts	54.00	54.00			54.00
24153- 1000- 53330- 1010- 001118- 0000- 00000	ProfessDevelop			10,600.00		10,600.00-
24153- 1000- 56118- 1010- 001118- 0000- 00000	GenSuppliesMats	350.00	350.00		4,476.94	4,126.94-
Total for Funds 24153, Func 1000 and Expense accounts		5,600.00	5,600.00	10,600.00	4,476.94	9,476.94-
Funds 24154 - TchPrinTrainRec, Func 1000 - Instruction						
24154- 1000- 53330- 0000- 001118- 0000- 00000	ProfessDevelop	20,869.00	20,869.00	4,135.00		16,734.00
24154- 1000- 53330- 1010- 001118- 0000- 00000	ProfessDevelop			8,109.34		8,109.34-
Total for Funds 24154, Func 1000 and Expense accounts		20,869.00	20,869.00	12,244.34	.00	8,624.66
Funds 24183 - CP-Second-ReDs2, Func 3100 - FoodSvcsOpertns						
24183- 3100- 57331- 0000- 001118- 0000- 00000	FixedAssets>\$5k			250.00	6,068.98	6,318.98-
Total for Funds 24183, Func 3100 and Expense accounts		.00	.00	250.00	6,068.98	6,318.98-
Funds 24308 - CRRSA, ESSER II, Func 2100 - SuppSvcsStudnts						
24308- 2100- 51100- 4025- 001118- 1211- 00000	SalariesExpense,CoordSubS	77,213.00	77,213.00			77,213.00
24308- 2100- 51100- 4025- 001118- 1214- 00000	SalariesExpense,Couns-Soc	64,273.00	64,273.00			64,273.00

Selection Grouped by Account Type, Filtered by User Permissions, (Org = 130, Online/Offline = N, Period = 2, UnPosted JEs? = N, Assets and Liabilities? = N, Restricted Accts? = Y, Objct = 5, Obj Digits = 0, Page Break Lvl =)

Balances through 08/31/2022						Fiscal Year 2022/23	
Funds- Func- Obj ct - Pr gm- Locat n- Jb Cl - Opt nl	Description	Adopted Budget	Revised Budget	Encumbered	Expenditure	Account Balance	
Funds 24308 - CRRSA, ESSER II, Func 2100 - SuppSvcsStudnts (continued)							
24308-2100-51300-4025-001118-1211-00000	AddtnlCompenstn,CoordSubS	55,000.00	55,000.00			55,000.00	
24308-2100-51300-4025-001118-1214-00000	AddtnlCompenstn,Couns-Soc	58,000.00	58,000.00			58,000.00	
24308-2100-51300-4025-001118-1218-00000	AddtnlCompenstn,SchlStude	62,000.00	62,000.00			62,000.00	
24308-2100-52111-0000-001118-2000-00000	EducRetirement	54,279.00	54,279.00			54,279.00	
24308-2100-52112-0000-001118-2000-00000	ERARetireeHlth	6,331.00	6,331.00			6,331.00	
24308-2100-52210-0000-001118-2000-00000	FICA Payments	19,623.00	19,623.00			19,623.00	
24308-2100-52220-0000-001118-2000-00000	MedicarePaymnts	4,590.00	4,590.00			4,590.00	
24308-2100-52311-0000-001118-2000-00000	Hth&MedPremiums	4,726.00	4,726.00			4,726.00	
24308-2100-52312-0000-001118-0000-00000	Life				5.26-	5.26	
24308-2100-52312-0000-001118-2000-00000	Life	114.00	114.00			114.00	
24308-2100-52313-0000-001118-0000-00000	Dental				17.16-	17.16	
24308-2100-52313-0000-001118-2000-00000	Dental	310.00	310.00			310.00	
24308-2100-52314-0000-001118-0000-00000	Vision				3.76-	3.76	
24308-2100-52314-0000-001118-2000-00000	Vision	92.00	92.00			92.00	
24308-2100-52315-0000-001118-0000-00000	Disability				17.40-	17.40	
24308-2100-52315-0000-001118-2000-00000	Disability	209.00	209.00			209.00	
24308-2100-52500-0000-001118-2000-00000	UnemploymntComp	180.00	180.00			180.00	
24308-2100-52710-0000-001118-2000-00000	WorkersCompPrem	2,520.00	2,520.00			2,520.00	
24308-2100-52710-4025-001118-1211-00000	WorkersCompPrem				1,375.00	1,375.00-	
24308-2100-52710-4025-001118-1214-00000	WorkersCompPrem				1,145.00	1,145.00-	
24308-2100-52720-0000-001118-2000-00000	WorkrsCompERFee	20.00	20.00			20.00	
Total for Func 2100 and Expense accounts		409,480.00	409,480.00	.00	2,476.42	407,003.58	
Funds 24308 - CRRSA, ESSER II, Func 2600 - Op&MaintofPlant							
24308-2600-56119-0000-001118-0000-00000	SupAst<5K	6,699.00	6,699.00			6,699.00	
Total for Func 2600 and Expense accounts		6,699.00	6,699.00	.00	.00	6,699.00	
Total for Funds 24308		416,179.00	416,179.00	.00	2,476.42	413,702.58	
Funds 25153 - TitleXIX-3/21Yr, Func 2100 - SuppSvcsStudnts							
25153-2100-55915-2000-001118-0000-00000	OthContractSvcs	44,899.00	44,899.00	90,906.00		46,007.00-	
Total for Funds 25153, Func 2100 and Expense accounts		44,899.00	44,899.00	90,906.00	.00	46,007.00-	
Funds 25171 - Child&AdultFood, Func 3100 - FoodSvcsOpertns							
25171-3100-55915-0000-001118-0000-00000	OthContractSvcs			172,362.81		172,362.81-	
Total for Funds 25171, Func 3100 and Expense accounts		.00	.00	172,362.81	.00	172,362.81-	
Funds 25205 - GearUpNMIinit, Func 1000 - Instruction							
25205-1000-51100-1010-001118-1411-00000	SalariesExpense,Teachers			13,659.75	546.39	14,206.14-	
25205-1000-52111-1010-001118-1411-00000	EducRetirement			2,342.50	93.71	2,436.21-	

Selection Grouped by Account Type, Filtered by User Permissions, (Org = 130, Online/Offline = N, Period = 2, UnPosted JEs? = N, Assets and Liabilities? = N, Restricted Accts? = Y, Objc Digits = 0, Page Break Lvl =)

Balances through 08/31/2022						Fiscal Year 2022/23
Funds- Func- Obj ct - Pr gm- Locat n- Jb Cl - Opt nl	Description	Adopted Budget	Revised Budget	Encumbered	Expenditure	Account Balance
Funds 25205 - GearUpNMInit, Func 1000 - Instruction (continued)						
25205- 1000- 52112- 1010- 001118- 1411- 00000	ERARetireeHlth			273.25	10.93	284.18-
25205- 1000- 52210- 1010- 001118- 1411- 00000	FICA Payments			763.95	30.27	794.22-
25205- 1000- 52220- 1010- 001118- 1411- 00000	MedicarePaymnts			178.68	7.08	185.76-
25205- 1000- 52311- 1010- 001118- 1411- 00000	Hth&MedPremiums			1,917.28	83.36	2,000.64-
25205- 1000- 52312- 1010- 001118- 1411- 00000	Life			12.19	.53	12.72-
25205- 1000- 52313- 1010- 001118- 1411- 00000	Dental			75.21	3.27	78.48-
25205- 1000- 52314- 1010- 001118- 1411- 00000	Vision			14.49	.63	15.12-
25205- 1000- 52315- 1010- 001118- 1411- 00000	Disability			34.96	1.52	36.48-
25205- 1000- 52710- 1010- 001118- 1411- 00000	WorkersCompPrem				253.00	253.00-
25205- 1000- 56112- 1010- 001118- 0000- 00000	Other Textbooks				1,297.80	1,297.80-
25205- 1000- 56113- 1010- 001118- 0000- 00000	Software				4,518.00	4,518.00-
25205- 1000- 56119- 1010- 001118- 0000- 00000	SupAst<5K				2,194.18	2,194.18-
Total for Funds 25205, Func 1000 and Expense accounts		.00	.00	19,272.26	9,040.67	28,312.93-
Funds 26107 - RECDistFisclAgt, Func 1000 - Instruction						
26107- 1000- 51100- 1010- 001118- 1711- 00000	SalariesExpense,InstAsst1			174,328.00	6,973.12	181,301.12-
26107- 1000- 51200- 1010- 001118- 1711- 00000	OvertimeExpense,InstAsst1				164.07	164.07-
26107- 1000- 51300- 1010- 001118- 1711- 00000	AddtnlCompenstn,InstAsst1				332.50	332.50-
26107- 1000- 52111- 1010- 001118- 1711- 00000	EducRetirement			25,626.00	1,281.06	26,907.06-
26107- 1000- 52112- 1010- 001118- 1711- 00000	ERARetireeHlth			2,988.00	149.38	3,137.38-
26107- 1000- 52210- 1010- 001118- 1711- 00000	FICA Payments			9,076.78	454.96	9,531.74-
26107- 1000- 52220- 1010- 001118- 1711- 00000	MedicarePaymnts			2,122.30	106.40	2,228.70-
26107- 1000- 52311- 1010- 001118- 1711- 00000	Hth&MedPremiums			4,528.93	196.91	4,725.84-
26107- 1000- 52312- 1010- 001118- 1711- 00000	Life			302.45	18.41	320.86-
26107- 1000- 52500- 1010- 001118- 1711- 00000	UnemploymntComp			493.50	24.66	518.16-
Total for Funds 26107, Func 1000 and Expense accounts		.00	.00	219,465.96	9,701.47	229,167.43-
Funds 27107 - 2012GOBondsSB66, Func 2200 - Suppt Svcs Inst						
27107- 2200- 56114- 0000- 001118- 0000- 00000	LibraryAudioVis	3,713.00	3,713.00			3,713.00
Total for Funds 27107, Func 2200 and Expense accounts		3,713.00	3,713.00	.00	.00	3,713.00
Funds 27149 - PreK Initiative, Func 1000 - Instruction						
27149- 1000- 51100- 1010- 001118- 1414- 00000	SalariesExpense,TeachersP	122,204.00	122,204.00	126,931.00	5,077.24	9,804.24-
27149- 1000- 51100- 1010- 001118- 1714- 00000	SalariesExpense,InstAsstP	18,809.00	18,809.00	22,465.50	898.62	4,555.12-
27149- 1000- 51200- 1010- 001118- 1714- 00000	OvertimeExpense,InstAsstP				68.45	68.45-
27149- 1000- 51300- 1010- 001118- 1414- 00000	AddtnlCompenstn,TeachersP	7,113.00	7,113.00			7,113.00
27149- 1000- 51300- 1010- 001118- 1714- 00000	AddtnlCompenstn,InstAsstP	2,300.00	2,300.00		54.75	2,245.25
27149- 1000- 52111- 0000- 001118- 2000- 00000	EducRetirement	25,802.00	25,802.00			25,802.00
Selection Grouped by Account Type, Filtered by User Permissions, (Org = 130, Online/Offline = N, Period = 2, UnPosted JEs? = N, Assets and Liabilities? = N, Restricted Accts? = Y, Obj Digits = 0, Page Break Lvl =)						SCHOOLABILITY

Balances through 08/31/2022						Fiscal Year 2022/23	
Funds- Func- Obj ct - Pr gm- Locat n- JbCl - Opt nl	Description	Adopted Budget	Revised Budget	Encumbered	Expenditure	Account Balance	
Funds 27149 - PreK Initiative, Func 1000 - Instruction (continued)							
27149- 1000- 52111- 1010- 001118- 1414- 00000	EducRetirement			21,768.50	870.74	22,639.24-	
27149- 1000- 52111- 1010- 001118- 1714- 00000	EducRetirement			3,852.75	175.24	4,027.99-	
27149- 1000- 52112- 0000- 001118- 2000- 00000	ERARetireeHlth	3,012.00	3,012.00			3,012.00	
27149- 1000- 52112- 1010- 001118- 1414- 00000	ERARetireeHlth			2,538.50	101.54	2,640.04-	
27149- 1000- 52112- 1010- 001118- 1714- 00000	ERARetireeHlth			449.25	20.43	469.68-	
27149- 1000- 52210- 0000- 001118- 2000- 00000	FICA Payments	9,329.00	9,329.00			9,329.00	
27149- 1000- 52210- 1010- 001118- 1414- 00000	FICA Payments			7,869.50	314.78	8,184.28-	
27149- 1000- 52210- 1010- 001118- 1714- 00000	FICA Payments			1,255.44	57.38	1,312.82-	
27149- 1000- 52220- 0000- 001118- 2000- 00000	MedicarePaymnts	2,184.00	2,184.00			2,184.00	
27149- 1000- 52220- 1010- 001118- 1414- 00000	MedicarePaymnts			1,840.50	73.62	1,914.12-	
27149- 1000- 52220- 1010- 001118- 1714- 00000	MedicarePaymnts			293.55	13.41	306.96-	
27149- 1000- 52311- 1010- 001118- 1714- 00000	Hth&MedPremiums			3,225.75	284.79	3,510.54-	
27149- 1000- 52312- 0000- 001118- 2000- 00000	Life	171.00	171.00			171.00	
27149- 1000- 52312- 1010- 001118- 1414- 00000	Life			120.98	5.26	126.24-	
27149- 1000- 52312- 1010- 001118- 1714- 00000	Life			60.49	5.26	65.75-	
27149- 1000- 52313- 1010- 001118- 1714- 00000	Dental			98.67	4.29	102.96-	
27149- 1000- 52500- 0000- 001118- 2000- 00000	UnemploymntComp	270.00	270.00			270.00	
27149- 1000- 52500- 1010- 001118- 1714- 00000	UnemploymntComp			74.25	3.37	77.62-	
27149- 1000- 52710- 0000- 001118- 2000- 00000	WorkersCompPrem	2,511.00	2,511.00			2,511.00	
27149- 1000- 52710- 1010- 001118- 1414- 00000	WorkersCompPrem				2,176.00	2,176.00-	
27149- 1000- 52710- 1010- 001118- 1714- 00000	WorkersCompPrem				335.00	335.00-	
27149- 1000- 52720- 0000- 001118- 2000- 00000	WorkrsCompERFee	30.00	30.00			30.00	
27149- 1000- 56118- 1010- 001118- 0000- 00000	GenSuppliesMats	56,440.00	56,440.00	5,767.30	39,584.20	11,088.50	
27149- 1000- 56119- 1010- 001118- 0000- 00000	SupAst<5K	10,001.00	10,001.00			10,001.00	
27149- 1000- 57332- 1010- 001118- 0000- 00000	SupplAssets<\$5k			1,916.52		1,916.52-	
Total for Func 1000 and Expense accounts		260,176.00	260,176.00	200,528.45	50,124.37	9,523.18	
Funds 27149 - PreK Initiative, Func 2600 - Op&MaintofPlant							
27149- 2600- 56119- 0000- 001118- 0000- 00000	SupAst<5K	10,000.00	10,000.00			10,000.00	
Total for Func 2600 and Expense accounts		10,000.00	10,000.00	.00	.00	10,000.00	
Total for Funds 27149		270,176.00	270,176.00	200,528.45	50,124.37	19,523.18	
Funds 27155 - BrkfastElemStud, Func 3100 - FoodSvcsOpertns							
27155- 3100- 56116- 0000- 001118- 0000- 00000	Food	4,899.00	4,899.00			4,899.00	
Total for Funds 27155, Func 3100 and Expense accounts		4,899.00	4,899.00	.00	.00	4,899.00	
Funds 31200 - PubSchCapOutlay, Func 4000 - Capital Outlay							
31200- 4000- 54610- 0000- 001118- 0000- 00000	RentLandBldngs			141,609.05		141,609.05-	

Selection Grouped by Account Type, Filtered by User Permissions, (Org = 130, Online/Offline = N, Period = 2, UnPosted JEs? = N, Assets and Liabilities? = N, Restricted Accts? = Y, Obj Digits = 0, Page Break Lvl =)



Balances through 08/31/2022						Fiscal Year 2022/23
Funds - Func - Obj ct - Pr gm - Locat n - JbCl - Opt nl	Description	Adopted Budget	Revised Budget	Encumbered	Expenditure	Account Balance
Total for Funds 31200, Func 4000 and Expense accounts		.00	.00	141,609.05	.00	141,609.05-
Funds 31600 - CapImprvmtsHB33, Func 2300 - SupptSvcs-Admin						
31600-2300-53712-0000-001118-0000-00000	CityTaxCollCost	5,433.00	5,433.00		76.79	5,356.21
Total for Func 2300 and Expense accounts		5,433.00	5,433.00	.00	76.79	5,356.21
Funds 31600 - CapImprvmtsHB33, Func 4000 - Capital Outlay						
31600-4000-57200-0000-001118-0000-00000	BuildingPurchase	1,689,752.00	1,689,752.00			1,689,752.00
Total for Func 4000 and Expense accounts		1,689,752.00	1,689,752.00	.00	.00	1,689,752.00
Total for Funds 31600		1,695,185.00	1,695,185.00	.00	76.79	1,695,108.21
Funds 31700 - CapImprvmtsSB-9, Func 4000 - Capital Outlay						
31700-4000-57332-0000-001118-0000-00000	SupplAssets<\$5k			26,947.44		26,947.44-
Total for Funds 31700, Func 4000 and Expense accounts		.00	.00	26,947.44	.00	26,947.44-
Funds 31701 - CapImprvsSB9Loc, Func 2300 - SupptSvcs-Admin						
31701-2300-53712-0000-001118-0000-00000	CityTaxCollCost	2,700.00	2,700.00		39.09	2,660.91
Total for Func 2300 and Expense accounts		2,700.00	2,700.00	.00	39.09	2,660.91
Funds 31701 - CapImprvsSB9Loc, Func 2600 - Op&MaintofPlant						
31701-2600-54312-0000-001118-0000-00000	MntRepBlgsGrnds			1,451.80		1,451.80-
31701-2600-57331-0000-001118-0000-00000	FixedAssets>\$5k			32,641.54		32,641.54-
Total for Func 2600 and Expense accounts		.00	.00	34,093.34	.00	34,093.34-
Funds 31701 - CapImprvsSB9Loc, Func 4000 - Capital Outlay						
31701-4000-54315-0000-001118-0000-00000	MntRepBlgsGrdEq	41,500.00	41,500.00			41,500.00
31701-4000-57200-0000-001118-0000-00000	BuildingPurchase	205,195.00	205,195.00			205,195.00
Total for Func 4000 and Expense accounts		246,695.00	246,695.00	.00	.00	246,695.00
Total for Funds 31701		249,395.00	249,395.00	34,093.34	39.09	215,262.57
Funds 31703 - SB9 SMCash, Func 4000 - Capital Outlay						
31703-4000-56119-0000-001118-0000-00000	SupAst<5K	9,854.00	9,854.00	11,379.92		1,525.92-
31703-4000-57200-0000-001118-0000-00000	BuildingPurchase	22,633.00	22,633.00			22,633.00
31703-4000-57332-0000-001118-0000-00000	SupplAssets<\$5k			2,975.00		2,975.00-
Total for Funds 31703, Func 4000 and Expense accounts		32,487.00	32,487.00	14,354.92	.00	18,132.08
Funds 91004 - Student Council, Func 1000 - Instruction						
91004-1000-53711-1010-001118-0000-00000	Other Charges			200.00		200.00-
Total for Funds 91004, Func 1000 and Expense accounts		.00	.00	200.00	.00	200.00-
Total for Org 130 - Christine Duncan Heritage		8,413,893.00	8,413,893.00	5,496,755.63	714,630.73	2,202,506.64