

Christine Duncan Heritage Academy
Financial Update
August 17, 2022

A. BARs

	<u>BAR #</u>	<u>Fund Description</u>	<u>Reason/Type</u>	<u>Amount</u>
1	2223-0001-I	11000 - Operational	FY23 1st SEG BAR	\$ 290
2	2223-0002-IB	26107 - REC/District Fiscal Agent	Initial Budget	\$ 277,840

B. Payroll & Accounts Payable Payment Vouchers

1 July 2022

C. Financial Statement Reports - as of July 31, 2022

1 Financial Analysis
2 Bank Reconciliations

D. Other

1 None

Must submit backup for all BARs,
except transfers of funds for SEG or
direct grants

STATE OF NEW MEXICO
PUBLIC EDUCATION DEPARTMENT
300 Don Gaspar Santa Fe, NM 87501-2786
Budget Adjustment Request

Doc. ID: 001-118-2223-0001-I

Fund Type: General Fund / Capital
Outlay / Debt Service

Adjustment Type: Increase

Fiscal Year: 2022-2023

Entity Name: Christine Duncan Heritage Academy

Adjustment Changes Intent/Scope of Program Yes or No?: No

Contact: Samantha Silva, Assistant Business Manager

Total Approved Budget (Flowthrough):

Phone: 505-620-2052

Email: sammi@k12accounting.com

FLOWTHROUGH ONLY	
Budget Period: Jul 1 2022 12:00AM	To: Jun 30 2023 12:00AM
A. Approved Carryover:	
B. Total Current Year Allocation:	
D. Total Funding Available:	

Revenue 11000.0000.43101 \$290

Fund	Function	Object	Program	Location	Job Class	Present Budget	Adj Amt Exp	Adj Budget	ADD'L FTE
11000 Operational	1000 Instruction	56118 General Supplies and Materials	1010 Regular Education (PreK-12) Programs	001118 Christine Duncan Heritage Academy	0000 No Job Class	\$35,000	\$290	\$35,290	
Sub Total							\$290		
Indirect Cost									
DOC. TOTAL							\$290		

Justification:

FY23 1st SEG BAR

Compliance with Sections 10-15-1 and 22-8-12, NMSA, 1978 Compilation:

A. The requested budget/changes were authorized at a scheduled Board of Education or Governance Council meeting open to the public on:

B. Justification for the transfer: Explanation such as "underbudgeted", "insufficient budget", or "needed to close out Project" ARE NOT ACCEPTABLE. Attach additional sheets if necessary.

ALL TRANSFER BARS MUST NET OUT TO ZERO ON THE DOC. TOTAL LINE.

Approvals by Digital Signature		
<u>Name</u>	<u>Role</u>	<u>Date</u>
Samantha Silva	Business Manager	8/3/2022 1:24:49 PM

Must submit backup for all BARs,
except transfers of funds for SEG or
direct grants

STATE OF NEW MEXICO
PUBLIC EDUCATION DEPARTMENT
300 Don Gaspar Santa Fe, NM 87501-2786
Budget Adjustment Request

Doc. ID: 001-118-2223-0002-IB

Fund Type: Direct Grant

Adjustment Type: Initial Budget

Fiscal Year: 2022-2023

Entity Name: Christine Duncan Heritage Academy

Adjustment Changes Intent/Scope of Program Yes or No?: No

Contact: Samantha Silva, Assistant Business Manager

Total Approved Budget (Flowthrough):

Phone: 505-620-2052

Email: sammi@k12accounting.com

FLOWTHROUGH ONLY		
Budget Period: Jul 1 2022 12:00AM	To: Jun 30 2023 12:00AM	
A. Approved Carryover:		
B. Total Current Year Allocation:		
D. Total Funding Available:		

Revenue 26107.0000.43214 \$277,840

Fund	Function	Object	Program	Location	Job Class	Present Budget	Adj Amt Exp	Adj Budget	ADD'L FTE
26107 REC/District Fiscal Agent	1000 Instruction	51100 Salaries Expense	1010 Regular Education (PreK-12) Programs	001118 Christine Duncan Heritage Academy	1711 Instructional Assistants - Grades 1-12		\$205,000	\$205,000	8.00
26107 REC/District Fiscal Agent	1000 Instruction	51300 Additional Compensation	1010 Regular Education (PreK-12) Programs	001118 Christine Duncan Heritage Academy	1711 Instructional Assistants - Grades 1-12		\$12,400	\$12,400	
26107 REC/District Fiscal Agent	1000 Instruction	52111 Educational Retirement	1010 Regular Education (PreK-12) Programs	001118 Christine Duncan Heritage Academy	1711 Instructional Assistants - Grades 1-12		\$37,621	\$37,621	
26107 REC/District Fiscal Agent	1000 Instruction	52112 ERA - Retiree Health	1010 Regular Education (PreK-12) Programs	001118 Christine Duncan Heritage Academy	1711 Instructional Assistants - Grades 1-12		\$4,348	\$4,348	
26107 REC/District Fiscal Agent	1000 Instruction	52210 FICA Payments	1010 Regular Education (PreK-12) Programs	001118 Christine Duncan Heritage Academy	1711 Instructional Assistants - Grades 1-12		\$13,479	\$13,479	
26107 REC/District Fiscal Agent	1000 Instruction	52220 Medicare Payments	1010 Regular Education (PreK-12) Programs	001118 Christine Duncan Heritage Academy	1711 Instructional Assistants - Grades 1-12		\$3,152	\$3,152	
26107 REC/District Fiscal Agent	1000 Instruction	53711 Other Charges	1010 Regular Education (PreK-12) Programs	001118 Christine Duncan Heritage Academy	0000 No Job Class		\$1,840	\$1,840	
Sub Total							\$277,840		8.00
Indirect Cost									
DOC. TOTAL							\$277,840		

Justification:

Initial Budget

Compliance with Sections 10-15-1 and 22-8-12, NMSA, 1978 Compilation:

A. The requested budget/changes were authorized at a scheduled Board of Education or Governance Council meeting open to the public on:

B. Justification for the transfer: Explanation such as "underbudgeted", "insufficient budget", or "needed to close out Project" ARE NOT ACCEPTABLE. Attach additional sheets if necessary.

ALL TRANSFER BARS MUST NET OUT TO ZERO ON THE DOC. TOTAL LINE.

Approvals by Digital Signature

<u>Name</u>	<u>Role</u>	<u>Date</u>
Samantha Silva	Business Manager	8/3/2022 1:57:50 PM

Checks Dated 07/01/2022 through 07/31/2022

Check Number	Check Date	Pay to the Order of	Check Amount
13666	07/11/2022	Alpine Protection LLC	79.98
13667	07/11/2022	Amaro's Carpet Cleaning	4,838.41
13668	07/11/2022	Association of Charter School Education Services	1,070.41
13669	07/11/2022	Crystal Springs	253.75
13670	07/11/2022	De Lage Landen Financial Services Inc	938.09
13671	07/11/2022	DMH Law, LLC	2,696.88
13672	07/11/2022	Fiber Platform, LLC	870.35
13673	07/11/2022	OTC Brands, Inc,	696.09
13674	07/11/2022	PNM	3,855.68
13675	07/11/2022	Really Good Stuff, LLC	31,999.81 *
Cancelled on 07/14/2022			
13676	07/11/2022	Roberto Muro	585.36
13677	07/11/2022	Saylor Family Trust, LLC	514.58
13678	07/11/2022	Saylor Family Trust, LLC	35,000.00 *
Cancelled on 07/14/2022			
13679	07/11/2022	schoolAbility LLC	18,102.00
13680	07/11/2022	Standard Restaurant Equipment	6,068.98
13681	07/11/2022	Teacher Created Materials	601.64
13682	07/11/2022	The Stepping Stones Group LLC	8,810.01
13683	07/11/2022	United Volleyball Supply LLC	4,012.00
13684	07/11/2022	Verizon Wireless	202.15
13685	07/14/2022	ABCWUA	30.47
13686	07/14/2022	Pitney Bowes Purchase Power	198.14
13687	07/14/2022	Saylor Family Trust, LLC	37,500.00
13688	07/21/2022	Association of Charter School Education Services	1,069.17
13689	07/21/2022	Ben E Keith Foods	9,691.46
13690	07/21/2022	Comcast	134.66
13691	07/21/2022	Jesus A Moncada	231.58
13692	07/21/2022	Lifetouch Natl School Studios	1,085.01
13693	07/21/2022	NM Gas Company	28.63
13694	07/21/2022	PNM	3,589.57
13695	07/21/2022	Really Good Stuff, LLC	31,999.84
13696	07/21/2022	Rising Sun Technologies	5,103.56
13697	07/21/2022	T-Mobile USA Inc	1,000.00
13699	07/22/2022	Pre-Paid Legal Services, Inc.	264.25
13700	07/25/2022	NMPSIA Risk	93,667.00
VCH-00000184	07/25/2022	American Family Life	875.52
VCH-00000185	07/27/2022	NM Taxation/Revenue Department	6,758.54
VCH-00000186	07/07/2022	NMPSIA	20,905.90
Total Number of Checks			37
			335,329.47

	Count	Amount
Cancel	2	66,999.81
Net Issue		268,329.66

Fund Recap

Fund	Description	Check Count	Expensed Amount
11000	Operational Fund	30	206,418.04

The preceding Checks have been issued in accordance with the District's Policy and authorization of the Board of Trustees. It is recommended that the preceding Checks be approved.



Checks Dated 07/01/2022 through 07/31/2022

Check Number	Check Date	Pay to the Order of	Check Amount
--------------	------------	---------------------	--------------

Fund Recap

<u>Fund</u>	<u>Description</u>	<u>Check Count</u>	<u>Expensed Amount</u>
21000	Food Services Fund	8	11,006.01
23010	Admin Discretionary Account	1	231.58
24101	Title I - IASA	4	4,545.11
24106	IDEA-B Entitlement	4	672.15
24183	Carl Perkins Secondary-Redist2	1	6,068.98
24308	CRRSA, ESSER II	3	3,893.26
25205	Gear Up New Mexico Initiative	4	581.22
26107	REC/District Fiscal Agent	1	122.79
26177	Elementry & Mid Sch Initiative	1	18.66
27149	PreK Initiative	4	34,738.28
28211	NM Schools Covid Testing	1	33.58
Total Number of Checks		35	268,329.66
Less Unpaid Tax Liability			.00
Net (Check Amount)			268,329.66

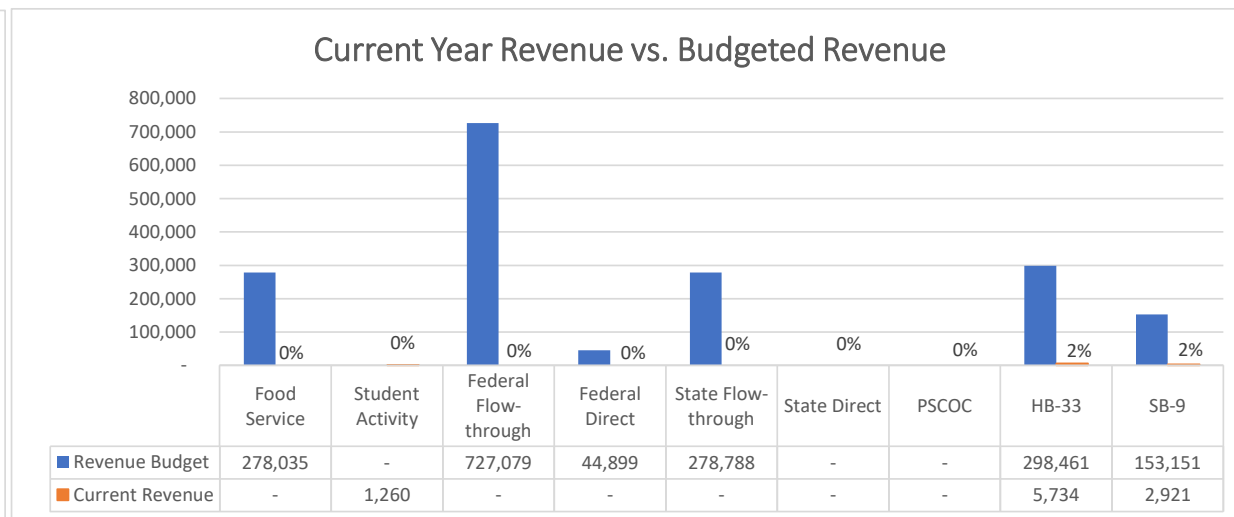
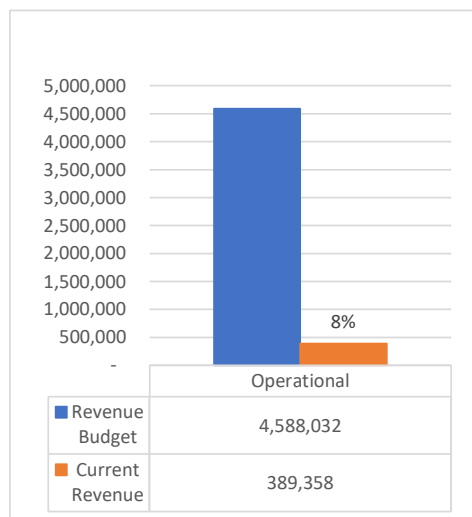
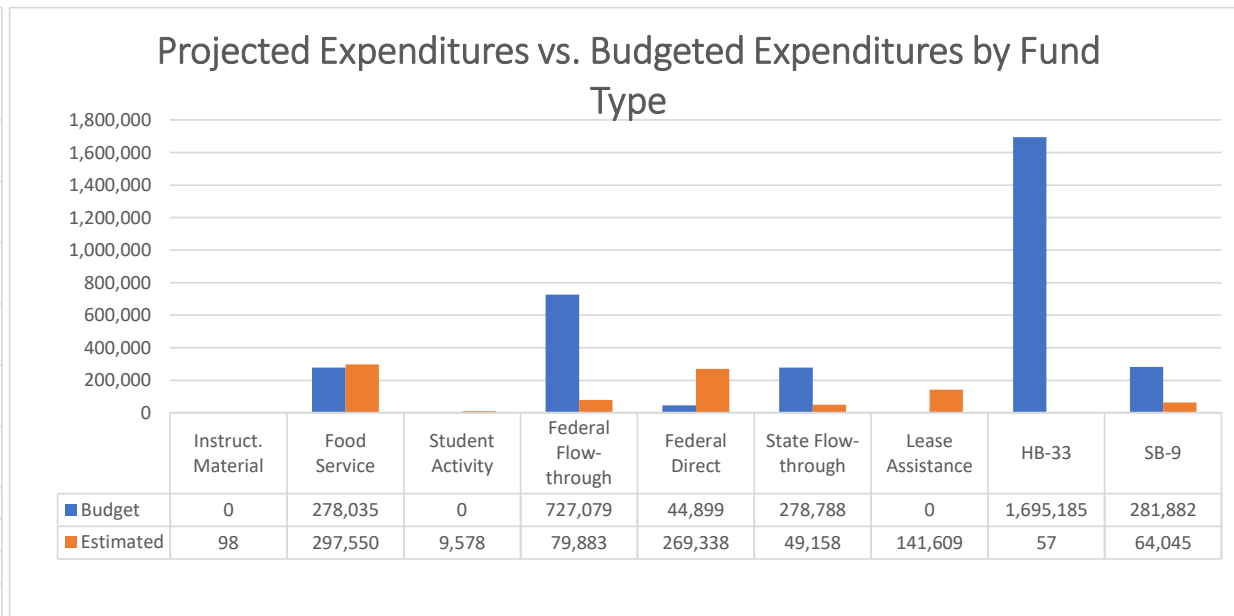
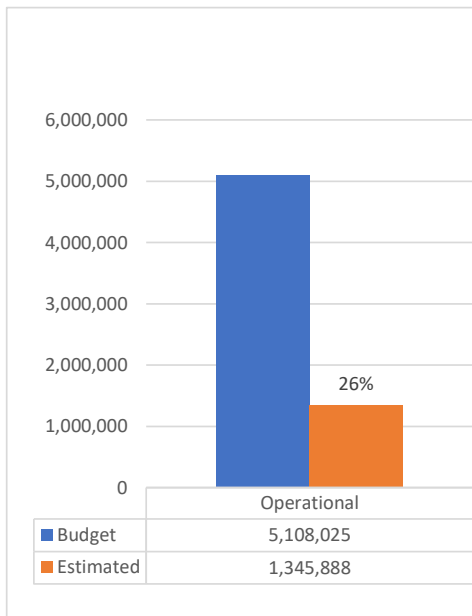
The preceding Checks have been issued in accordance with the District's Policy and authorization of the Board of Trustees. It is recommended that the preceding Checks be approved.



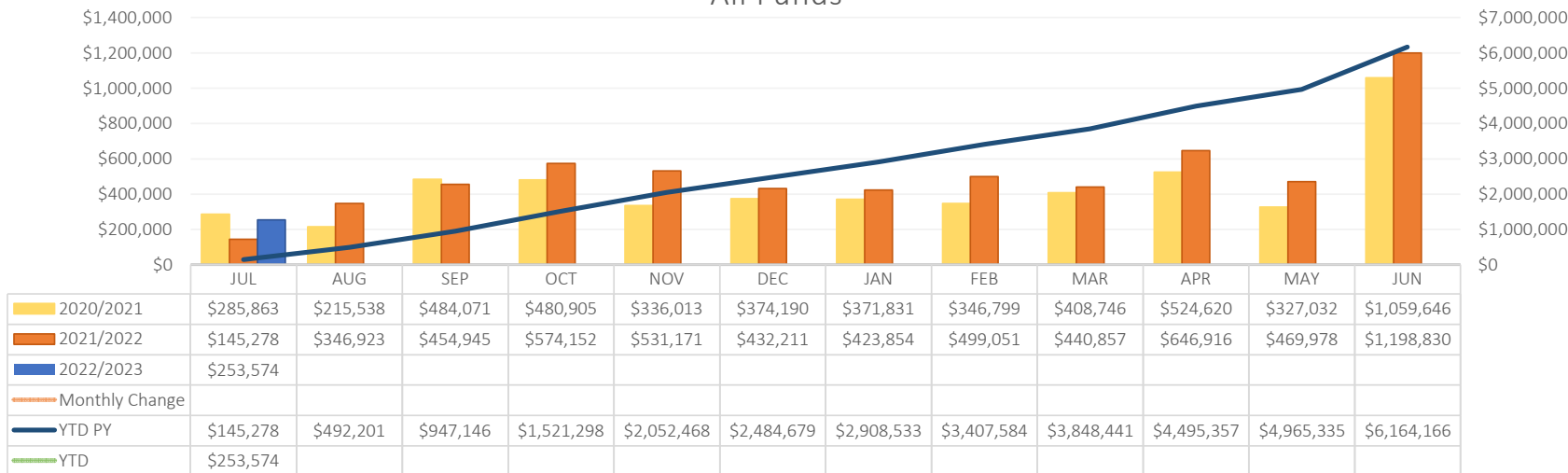
Christine Duncan Heritage Academy

Expenditure Analytical Review

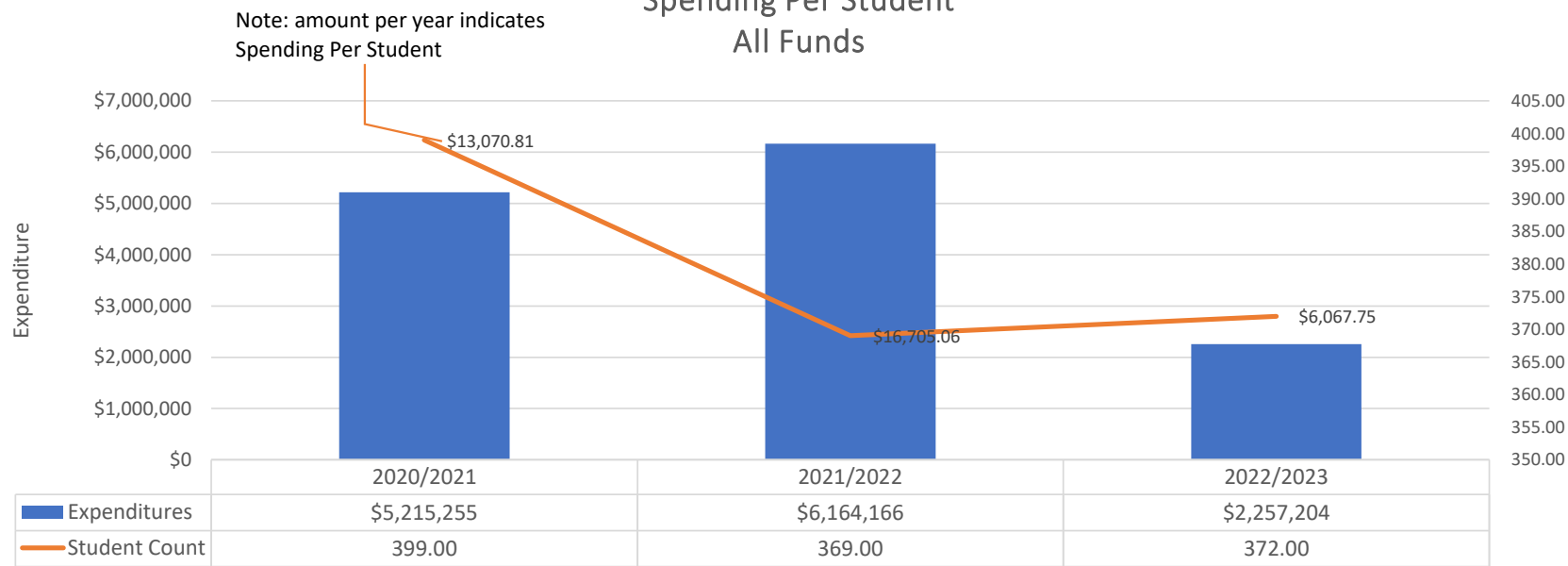
July 31, 2022



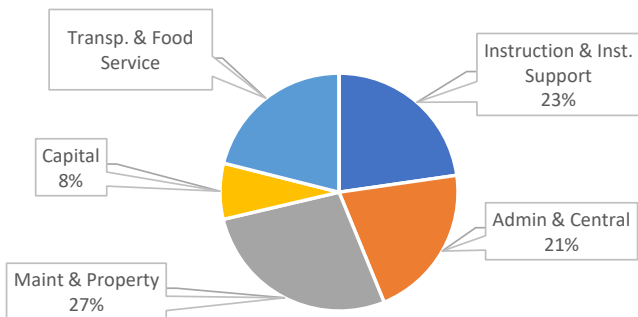
Yearly Expenditure Comparison by Month All Funds



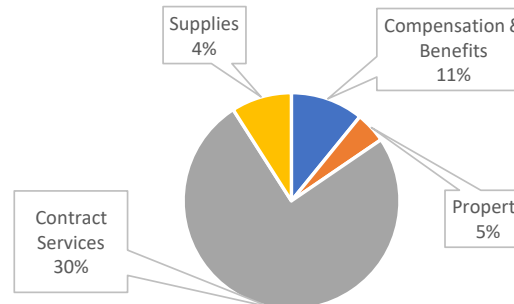
Spending Per Student All Funds




Estimated Expenditures by Function - All Funds




Estimated Expenditures by Object - All Funds



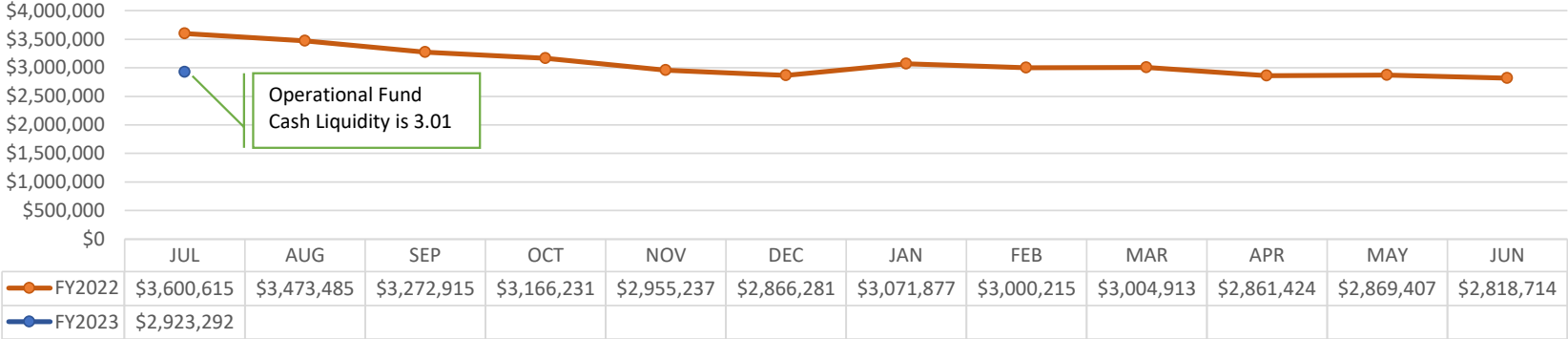
Object Code Change in Percentage by Month (All Funds - Exp & Encumbrance)



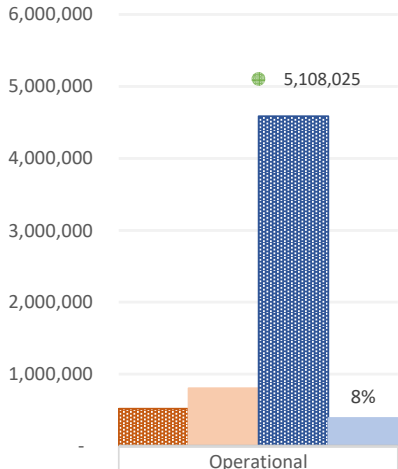
Function Code Change in Percentage by Month (All Funds - Exp & Encumbrance)



Monthly Cash Balance All Funds

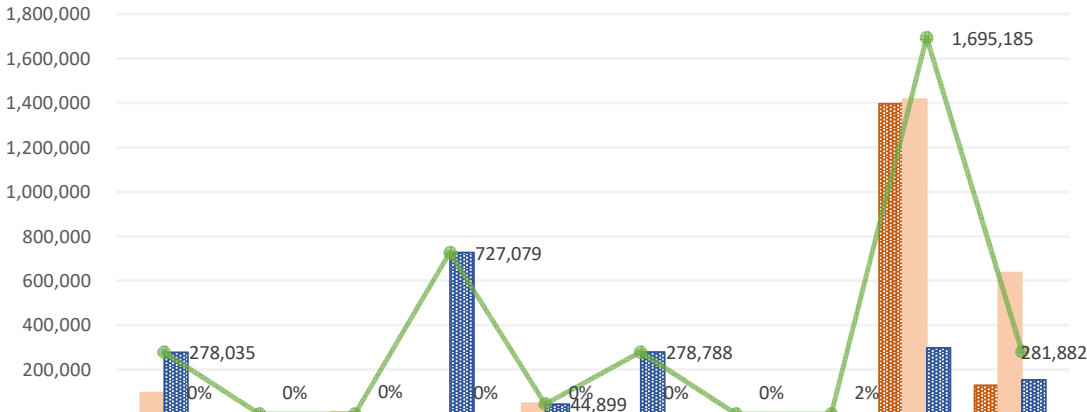


(Operational Fund Only)



FB Budget	519,993
FB	802,722
Revenue Budget	4,588,032
YTD Revenue	389,358
Total Budget	5,108,025

Current Year Revenue vs. Budgeted Revenue & Beg Fund Balance vs. Budgeted Fund Balance



FB Budget	-	-	-	-	-	-	-	-	1,396,724	128,731
FB	96,609	98	9,084	-	48,703	-	-	-	1,417,997	636,370
Revenue Budget	278,035	-	-	727,079	44,899	278,788	-	-	298,461	153,151
Current Revenue	-	-	1,260	-	-	-	-	-	5,734	2,921
Total Budget	278,035	-	-	727,079	44,899	278,788	-	-	1,695,185	281,882

Analyzed Business Checking - PF

Account number [REDACTED] ■ July 1, 2022 - July 31, 2022 ■ Page 1 of 4

Page 1 of 32

WELLS
FARGO

CHRISTINE DUNCAN'S HERITAGE ACADEMY
1900 ATRISCO DR NW
ALBUQUERQUE NM 87120-1146

Questions?

Call your Customer Service Officer or Client Services
1-800-AT WELLS (1-800-289-3557)
5:00 AM TO 6:00 PM Pacific Time Monday - Friday

Online: wellsfargo.com

Write: Wells Fargo Bank, N.A. (585)
P.O. Box 6995
Portland, OR 97228-6995

IMPORTANT ACCOUNT INFORMATION

We're making important changes to the terms and conditions of some of our accounts. If these changes affect you, they will be included in the Important Account Information section associated with your specific account.

Account summary

Analyzed Business Checking - PF

Account number	Beginning balance	Total credits	Total debits	Ending balance
[REDACTED]	\$3,108,321.68	\$546,661.17	-\$667,496.79	\$2,987,486.06

Credits

Deposits

Effective date	Posted date	Amount	Transaction detail
07/08	07/11	2,405.50	Reversal of Check Posted 7-08-22 Reposted 7-11-22 as Serial 0000013662 Our Ref: 7-08-22 00000000
		\$2,405.50	Total deposits

Electronic deposits/bank credits

Effective date	Posted date	Amount	Transaction detail
	07/06	1,260.00	Post Verify Deposit
	07/08	680.00	State of NEW Mex Vndr Pymt Nmap0001427766 USDA May 2022 USDA May 2022
	07/11	1,398.54	State of NEW Mex Vndr Pymt Nmap0001429514 CD.Rfr.2022.05 Gearup-CD.Rfr.2022.05
	07/11	3,003.86	State of NEW Mex Vndr Pymt Nmap0001429513 CD.Rfr.2022.04 Gearup-CD.Rfr.2022.04
	07/12	24,579.60	State of NEW Mex Vndr Pymt Nmap0001431149 USDA May 2022 Sso USDA May 2022 Sso
	07/14	6,998.18	Post Verify Deposit



Electronic deposits/bank credits (continued)

<i>Effective date</i>	<i>Posted date</i>	<i>Amount</i>	<i>Transaction detail</i>
	07/15	60.42	Sandoval County ACH Paymen 755433 June 2022 Distribution Hb-33
	07/19	23,648.74	State of NEW Mex Vndr Pymt Nmap0001437712 CD.Rfr.2022.06 Gearup-CD.Rfr.2022.06
	07/20	30.69	Sandoval County ACH Paymen 757001 June 2022 Distribution Sb-9
	07/20	8,477.26	Bernalillo Count Distr_Pymt Christine Duncans Heri
	07/20	74,604.25	State of NEW Mex Vndr Pymt Nmap0001438689 IN23-00001 IN23-00001
	07/21	1,755.00	State of NEW Mex Vndr Pymt Nmap0001440479 001-000-2122-27183-0002 27183 NM Grown Fvv 7/1/20
	07/26	382,360.16	APS Payments Christine Dncn Christine Duncan Ha Cs
	07/29	15,398.97	State of NEW Mex Vndr Pymt Nmap0001446249 001-118-2122-24183-0001 24183 USDA 2010 Equipment
		\$544,255.67	Total electronic deposits/bank credits
		\$546,661.17	Total credits

Debits

Electronic debits/bank debits

<i>Effective date</i>	<i>Posted date</i>	<i>Amount</i>	<i>Transaction detail</i>
	07/06	67,590.19	ACH Prep Origintn - Christine Duncan - File 7878782339 Coid 1205009183
	07/07	20,905.90	WT Seq198383 State of NEW Mexico /Bnf=Nmpsia Srf# Nmpsia June 2022 Trn#220706198383 Rfb# 83
	07/08	17,931.46	< Business to Business ACH Debit - IRS Usatxpymt 070822 270258900194347 Christine Duncans Heri
	07/11	173.92	Client Analysis Svc Chrg 220708 Svc Chge 0622 000009790384409
	07/20	64,120.21	ACH Prep Origintn - Christine Duncan - File 7878782339 Coid 1205009183
	07/21	7,527.59	ACH Prep Origintn - Christine Duncan - File 7878782339 Coid 1205009183
	07/22	1,734.38	< Business to Business ACH Debit - IRS Usatxpymt 072222 270260392643887 Christine Duncans Heri
	07/22	16,839.54	< Business to Business ACH Debit - IRS Usatxpymt 072222 270260395246054 Christine Duncans Heri
	07/25	93,667.00	WT Seq#95553 State of NEW Mexico /Bnf=NM Public Schools Insurance Srf# Gw00000052205397 Trn#220725095553 Rfb# 84
	07/26	264.25	Legalshield Grp Paymt 250086590148716 Christine Duncan Herit
	07/27	875.52	< Business to Business ACH Debit - AFLAC Insurance 072522 L7U96890007 Christine Duncans
	07/27	6,758.54	< Business to Business ACH Debit - Tax_Rev_Wwt_Ecks Trd Pmnt 220725 1149413504 Christine Duncan Herit
		\$298,388.50	Total electronic debits/bank debits

< Business to Business ACH: If this is a business account, this transaction has a return time frame of one business day from post date. This time frame does not apply to consumer accounts.

Checks paid

<i>Number</i>	<i>Amount</i>	<i>Date</i>	<i>Number</i>	<i>Amount</i>	<i>Date</i>	<i>Number</i>	<i>Amount</i>	<i>Date</i>
3662	2,405.50	07/08	13619*	1,441.31	07/05	13623	2,011.00	07/14
13577*	159.96	07/11	13620	3,372.12	07/20	13624	107,450.39	07/06
13598*	7,602.49	07/06	13621	24,625.01	07/11	13625	10,877.58	07/20
13607*	200.00	07/07	13622	418.89	07/07	13626	771.98	07/11



Checks paid (continued)

Number	Amount	Date	Number	Amount	Date	Number	Amount	Date
13627	4,101.95	07/08	13652	3,850.00	07/14	13671	2,696.88	07/19
13628	2,603.42	07/07	13653	127.29	07/07	13672	870.35	07/20
13629	132.52	07/14	13654	1,756.92	07/01	13673	696.09	07/20
13630	1,357.08	07/08	13655	1,029.66	07/18	13674	3,855.68	07/18
13631	1,151.85	07/08	13656	29,981.70	07/05	13676*	585.36	07/19
13632	873.96	07/14	13657	4,402.64	07/07	13677	514.58	07/20
13633	35.02	07/05	13658	5,741.84	07/06	13679*	18,102.00	07/18
13634	162.38	07/20	13659	5,989.60	07/05	13680	6,068.98	07/19
13635	240.00	07/14	13660	7,813.04	07/11	13681	601.64	07/18
13644*	200.00	07/07	13661	24,377.20	07/11	13682	8,810.01	07/20
13645	875.00	07/18	13662	2,405.50	07/11	13683	4,012.00	07/19
13646	736.25	07/08	13664*	1,585.89	07/08	13684	202.15	07/19
13647	7,378.65	07/06	13666*	79.98	07/25	13685	30.47	07/19
13649*	206.24	07/08	13667	4,838.41	07/19	13686	198.14	07/21
13650	842.40	07/05	13668	1,070.41	07/21	13687	37,500.00	07/20
13651	1,039.28	07/14	13670*	938.09	07/25	13696*	5,103.56	07/22
			\$369,108.29	Total checks paid				

* Gap in check sequence.

\$667,496.79 Total debits

Daily ledger balance summary

Date	Balance	Date	Balance	Date	Balance
06/30	3,108,321.68	07/12	2,787,177.70	07/21	2,715,987.79
07/01	3,106,564.76	07/14	2,786,029.12	07/22	2,692,310.31
07/05	3,068,274.73	07/15	2,786,089.54	07/25	2,597,625.24
07/06	2,873,771.17	07/18	2,761,625.56	07/26	2,979,721.15
07/07	2,844,913.03	07/19	2,766,840.05	07/27	2,972,087.09
07/08	2,816,116.81	07/20	2,723,028.93	07/29	2,987,486.06
07/11	2,762,598.10				
Average daily ledger balance		\$2,860,361.66			

Effective June 1, 2022, we are making changes to the non-sufficient funds (NSF) and overdraft fees that affect your Commercial Banking account. Please review the below details:

Elimination of Returned Item (Non-sufficient Funds/NSF) Fee

We will no longer charge a NSF fee on certain items we return unpaid due to non-sufficient funds. The fee is displayed on your deposit or Client Analysis statement as NSF RETURN ITEM FEE or service code 24253 - OVERDRAFT CHARGE-RETURNED ITEM. Overdraft fees will continue to apply to items we pay into overdraft (up to a maximum of four fees per day for Commercial Banking accounts). These changes do not affect fees that third parties or other banks may charge.

For current versions of the Commercial Account Agreement, and applicable addenda, please visit wellsfargo.com/treasury. If you have additional questions, contact your relationship team.



Elimination of the overdraft protection transfer and advance fee

If you have linked your account to a savings account or credit card for overdraft protection, we will no longer charge the overdraft protection transfer or advance fee. Advances from a linked credit card will continue to accrue interest from the date of each advance. Overdraft fees continue to apply to any items we pay into overdraft where transfers and advances from your linked accounts cannot cover the cost.

Statement Date 07/31/2022

Cash Object 11010

Status Posted

Journal Entry # CA23-00004

Bank Statement Ending Balance	2,987,486.06	Service Charge	173.92
Less: Uncleared Payments	64,193.73	Interest Earned	0.00
Add: Uncleared Deposits	0.00		
Add: Uncleared Other	0.00	Cleared Payments	664,917.37
Adjusted Bank Balance	2,923,292.33	Cleared Deposits	544,255.67
System Cash Balance	2,923,292.33	Cleared Other	21,687.14
Add: Unposted Charges and Interest	0.00		
Revised System Cash Balance	2,923,292.33	Submitted By	JYAMAT, 08/11/2022
Difference	0.00	Posted By	RRUNYAN, 08/11/2022

Uncleared Payments

Issued	Check #	Check Amount	Pay To Name	Vendor ID	Emp ID	Bank Acct
08/26/21	Batch 08/26/2021	5.00				130MAIN
04/07/22	13453	88.00	Concepcion Beltran	CONBEL		130MAIN
04/07/22	13459	710.00	The Graduation Place	010063		130MAIN
04/28/22	13499	1,079.08	Sandia Office Supply	000500		130MAIN
05/25/22	13555	587.34	Crystal Springs	010183		130MAIN
06/01/22	13567	1,044.30	Autism Behavior Education Consultants of	010218		130MAIN
06/01/22	13569	272.50	Crystal Springs	010183		130MAIN
06/17/22	13608(*)		Jesus A Moncada	000111		130MAIN
06/17/22	13609(*)		Julie Weeks	010144		130MAIN
06/17/22	13610(*)		Maestas, Melissa	010136		130MAIN
06/17/22	13611(*)		Rachel Gamboa	010198		130MAIN
06/17/22	13615	1,439.17	Marriott Marquis	010233		130MAIN
06/24/22	13617	219.22	NM Child Supp Enforc Agency	901001		130MAIN
06/30/22	13648	176.41	Jeaett Jimenez	JEAJIM		130MAIN
06/30/22	13663	9,050.60	Autism Behavior Education Consultants of	010218		130MAIN
07/08/22	13637	219.22	NM Child Supp Enforc Agency	901001		130MAIN
07/11/22	13669	253.75	Crystal Springs	010183		130MAIN
07/11/22	13675(*)		Really Good Stuff, LLC	010005		130MAIN
07/11/22	13678(*)		Saylor Family Trust, LLC	000555		130MAIN
07/21/22	13688	1,069.17	Association of Charter School Education Ser	000635		130MAIN
07/21/22	13689	9,691.46	Ben E Keith Foods	000493		130MAIN
07/21/22	13690	134.66	Comcast	000208		130MAIN
07/21/22	13691	231.58	Jesus A Moncada	000111		130MAIN
07/21/22	13692	1,085.01	Lifetouch Natl School Studios	010015		130MAIN
07/21/22	13693	28.63	NM Gas Company	000558		130MAIN
07/21/22	13694	3,589.57	PNM	000178		130MAIN

Selection Grouped by Org, Cash Object, Statement Date - Sorted by Item date, Item #, (Org = 130, Cash Object IN ('11010'), Bank Statement Date = 7/31/2022, Uncleared Only? = No)



Statement Date 07/31/2022

Cash Object 11010

Status Posted

Journal Entry # CA23-00004

Uncleared Payments (continued)

Issued	Check #	Check Amount	Pay To Name	Vendor ID	Emp ID	Bank Acct
07/21/22	13695	31,999.84	Really Good Stuff, LLC	010005		130MAIN
07/21/22	13697	1,000.00	T-Mobile USA Inc	010181		130MAIN
07/22/22	13639	219.22	NM Child Supp Enforc Agency	901001		130MAIN
		64,193.73	(*) Cancelled Payments	72,007.81		

Cleared Payments

Issued	Check #	Check Amount	Cleared Amount	Difference	Cleared	Pay To Name	Vendor ID	Emp ID	Bank Acct
06/10/22	13577	159.96	159.96		07/31/22	Alpine Protection LLC	010013		130MAIN
06/15/22	13598	7,602.49	7,602.49		07/31/22	Charter School Nursing Service	000251		130MAIN
06/16/22	13607	200.00	200.00		07/31/22	Metropolitan Life Insurance	901002		130MAIN
06/24/22	13619	1,441.31	1,441.31		07/31/22	ABCWUA	000221		130MAIN
06/24/22	13620	3,372.12	3,372.12		07/31/22	Quill Corporation	000214		130MAIN
06/24/22	13621	24,625.01	24,625.01		07/31/22	Really Good Stuff, LLC	010005		130MAIN
06/24/22	13622	418.89	418.89		07/31/22	School Nurse Supply, Inc.	000441		130MAIN
06/24/22	13623	2,011.00	2,011.00		07/31/22	WCEPS	010211		130MAIN
06/24/22	13624	107,450.39	107,450.39		07/31/22	Association of Charter School Education Ser	000635		130MAIN
06/24/22	13625	10,877.58	10,877.58		07/31/22	Quill Corporation	000214		130MAIN
06/24/22	13626	771.98	771.98		07/31/22	Really Good Stuff, LLC	010005		130MAIN
06/24/22	13627	4,101.95	4,101.95		07/31/22	Bilingual Multicultural Services Inc	000241		130MAIN
06/24/22	13628	2,603.42	2,603.42		07/31/22	The Stepping Stones Group LLC	STESTO		130MAIN
06/24/22	13629	132.52	132.52		07/31/22	Comcast	000208		130MAIN
06/24/22	13630	1,357.08	1,357.08		07/31/22	Ephesus Office Technologies	000209		130MAIN
06/24/22	13631	1,151.85	1,151.85		07/31/22	Jesus A Moncada	000111		130MAIN
06/24/22	13632	873.96	873.96		07/31/22	Maestas, Melissa	010136		130MAIN
06/24/22	13633	35.02	35.02		07/31/22	NM Gas Company	000558		130MAIN
06/24/22	13634	162.38	162.38		07/31/22	Quill Corporation	000214		130MAIN
06/24/22	13635	240.00	240.00		07/31/22	Public Charter Schools of NM	000056		130MAIN
06/30/22	13644	200.00	200.00		07/31/22	Metropolitan Life Insurance	901002		130MAIN
06/30/22	13645	875.00	875.00		07/31/22	AVID Center	010199		130MAIN
06/30/22	13646	736.25	736.25		07/31/22	Bilingual Multicultural Services Inc	000241		130MAIN
06/30/22	13647	7,378.65	7,378.65		07/31/22	Charter School Nursing Service	000251		130MAIN
06/30/22	13649	206.24	206.24		07/31/22	Jesus A Moncada	000111		130MAIN
06/30/22	13650	842.40	842.40		07/31/22	Julie Weeks	010144		130MAIN
06/30/22	13651	1,039.28	1,039.28		07/31/22	Maestas, Melissa	010136		130MAIN
06/30/22	13652	3,850.00	3,850.00		07/31/22	National Charter Schools Conferenc	000662		130MAIN
06/30/22	13653	127.29	127.29		07/31/22	Orkin Pest Control	000697		130MAIN

Selection Grouped by Org, Cash Object, Statement Date - Sorted by Item date, Item #, (Org = 130, Cash Object IN ('11010'), Bank Statement Date = 7/31/2022, Uncleared Only? = No)



Statement Date 07/31/2022

Cash Object 11010

Status Posted

Journal Entry # CA23-00004

Cleared Payments (continued)

Issued	Check #	Check Amount	Cleared Amount	Difference	Cleared	Pay To Name	Vendor ID	Emp ID	Bank Acct
06/30/22	13654	1,756.92	1,756.92		07/31/22	Rachel Gamboa	010198		130MAIN
06/30/22	13655	1,029.66	1,029.66		07/31/22	Roxana de la Torre	010226		130MAIN
06/30/22	13656	29,981.70	29,981.70		07/31/22	School Equipment, Inc.	010115		130MAIN
06/30/22	13657	4,402.64	4,402.64		07/31/22	The Stepping Stones Group LLC	STESTO		130MAIN
06/30/22	13658	5,741.84	5,741.84		07/31/22	Standard Restaurant Equipment	000719		130MAIN
06/30/22	13659	5,989.60	5,989.60		07/31/22	School Equipment, Inc.	010115		130MAIN
06/30/22	13660	7,813.04	7,813.04		07/31/22	Really Good Stuff, LLC	010005		130MAIN
06/30/22	13661	24,377.20	24,377.20		07/31/22	Really Good Stuff, LLC	010005		130MAIN
06/30/22	13662	2,405.50	2,405.50		07/31/22	Rising Sun Technologies	010179		130MAIN
06/30/22	13664	1,585.89	1,585.89		07/31/22	Jesus A Moncada	000111		130MAIN
07/07/22	Batch 07/07/2022	20,905.90	20,905.90		07/31/22				130MAIN
07/08/22	13636	17,931.46	17,931.46		07/31/22	EFTPS	900004		130MAIN
07/08/22	Batch 07/08/2022	67,590.19	67,590.19		07/31/22				130MAIN
07/11/22	13666	79.98	79.98		07/31/22	Alpine Protection LLC	010013		130MAIN
07/11/22	13667	4,838.41	4,838.41		07/31/22	Amaro's Carpet Cleaning	010114		130MAIN
07/11/22	13668	1,070.41	1,070.41		07/31/22	Association of Charter School Education Ser	000635		130MAIN
07/11/22	13670	938.09	938.09		07/31/22	De Lage Landen Financial Services	000411		130MAIN
07/11/22	13671	2,696.88	2,696.88		07/31/22	DMH Law, LLC	010219		130MAIN
07/11/22	13672	870.35	870.35		07/31/22	Fiber Platform, LLC	UPN		130MAIN
07/11/22	13673	696.09	696.09		07/31/22	OTC Brands, Inc,	000486		130MAIN
07/11/22	13674	3,855.68	3,855.68		07/31/22	PNM	000178		130MAIN
07/11/22	13676	585.36	585.36		07/31/22	Roberto Muro	000693		130MAIN
07/11/22	13677	514.58	514.58		07/31/22	Saylor Family Trust, LLC	000555		130MAIN
07/11/22	13679	18,102.00	18,102.00		07/31/22	schoolAbility LLC	010235		130MAIN
07/11/22	13680	6,068.98	6,068.98		07/31/22	Standard Restaurant Equipment	000719		130MAIN
07/11/22	13681	601.64	601.64		07/31/22	Teacher Created Materials	000456		130MAIN
07/11/22	13682	8,810.01	8,810.01		07/31/22	The Stepping Stones Group LLC	STESTO		130MAIN
07/11/22	13683	4,012.00	4,012.00		07/31/22	United Volleyball Supply LLC	000756		130MAIN
07/11/22	13684	202.15	202.15		07/31/22	Verizon Wireless	000206		130MAIN
07/14/22	13685	30.47	30.47		07/31/22	ABCWUA	000221		130MAIN
07/14/22	13686	198.14	198.14		07/31/22	Pitney Bowes Purchase Power	000760		130MAIN
07/14/22	13687	37,500.00	37,500.00		07/31/22	Saylor Family Trust, LLC	000555		130MAIN
07/21/22	13696	5,103.56	5,103.56		07/31/22	Rising Sun Technologies	010179		130MAIN
07/22/22	13638	16,839.54	16,839.54		07/31/22	EFTPS	900004		130MAIN
07/22/22	13698	1,734.38	1,734.38		07/31/22	EFTPS	900004		130MAIN

Selection Grouped by Org, Cash Object, Statement Date - Sorted by Item date, Item #, (Org = 130, Cash Object IN ('11010'), Bank Statement Date = 7/31/2022, Uncleared Only? = No)



Statement Date 07/31/2022

Cash Object 11010

Status Posted

Journal Entry # CA23-00004

Cleared Payments (continued)

Issued	Check #	Check Amount	Cleared Amount	Difference	Cleared	Pay To Name	Vendor ID	Emp ID	Bank Acct
07/22/22	13699	264.25	264.25		07/31/22	Pre-Paid Legal Services, Inc.	901000		130MAIN
07/22/22	Batch 07/22/2022	71,647.80	71,647.80		07/31/22				130MAIN
07/25/22	13700	93,667.00	93,667.00		07/31/22	NMPSIA Risk	000413		130MAIN
07/25/22	Batch 07/25/2022	875.52	875.52		07/31/22				130MAIN
07/27/22	Batch 07/27/2022	6,758.54	6,758.54		07/31/22				130MAIN
		664,917.37	664,917.37			(*) Cancelled Payments			72,007.81

Cleared Deposits

Deposited	Deposit #	Deposit Amount	Cleared Amount	Difference	Cleared	Bank Acct
07/06/22	Batch 07/06/2022	1,260.00	1,260.00		07/31/22	130MAIN
07/08/22	Batch 07/08/2022	680.00	680.00		07/31/22	130MAIN
07/11/22	Batch 07/11/2022	4,402.40	4,402.40		07/31/22	130MAIN
07/12/22	Batch 07/12/2022	24,579.60	24,579.60		07/31/22	130MAIN
07/14/22	Batch 07/14/2022	6,998.18	6,998.18		07/31/22	130MAIN
07/15/22	Batch 07/15/2022	60.42	60.42		07/31/22	130MAIN
07/19/22	Batch 07/19/2022	23,648.74	23,648.74		07/31/22	130MAIN
07/20/22	Batch 07/20/2022	83,112.20	83,112.20		07/31/22	130MAIN
07/21/22	Batch 07/21/2022	1,755.00	1,755.00		07/31/22	130MAIN
07/26/22	Batch 07/26/2022	382,360.16	382,360.16		07/31/22	130MAIN
07/29/22	Batch 07/29/2022	15,398.97	15,398.97		07/31/22	130MAIN
		544,255.67	544,255.67			

Cleared Other

Effective	JE #	Amount	Cleared Amount	Difference	Cleared	JE Comment	Bank Acct
07/01/22	EX23-00008	10,494.62	10,494.62		07/31/22		
07/01/22	EX23-00009	5.26-	5.26-		07/31/22		
07/01/22	EX23-00010	492.39	492.39		07/31/22		
07/01/22	EX23-00011	36.42-	36.42-		07/31/22		
07/01/22	EX23-00012	419.55	419.55		07/31/22		
07/05/22	EX23-00007	10,496.18	10,496.18		07/31/22		
07/31/22	CA23-00001	2,464.42	2,464.42		07/31/22		
07/31/22	CA23-00003	2,464.42-	2,464.42-		07/31/22		
07/31/22	CA23-00004	173.92-	173.92-		08/11/22		
		21,687.14	21,687.14				

Selection Grouped by Org, Cash Object, Statement Date - Sorted by Item date, Item #, (Org = 130, Cash Object IN ('11010'), Bank Statement Date = 7/31/2022, Uncleared Only? = No)



As of 07/31/2022		Fiscal Year 2022/23 Actuals			
Resource	Beginning Balance	Revenue Activity	Expense Activity	Net Activity	Resulting Balance
Fund 11000 - Operational Fund	802,721.67	389,358.34	194,460.94	194,897.40	997,619.07
Fund 14000 - Inst. Materials Fund	98.37	.00	.00	.00	98.37
Fund 21000 - Food Services Fund	96,609.03	25,259.60	10,951.07	14,308.53	110,917.56
Fund 23000 - Non-Instruct. Fund	1,353.68	.00	.00	.00	1,353.68
Fund 23001 - Athletic	1,678.94	.00	.00	.00	1,678.94
Fund 23002 - PreK Classroom	1,397.55-	.00	.00	.00	1,397.55-
Fund 23003 - Chess Club	39.71	.00	.00	.00	39.71
Fund 23004 - Student Council	706.08	.00	.00	.00	706.08
Fund 23005 - Yearbook	2,129.50	.00	.00	.00	2,129.50
Fund 23006 - Cheer	140.02	.00	.00	.00	140.02
Fund 23007 - Sunshine	577.98	.00	.00	.00	577.98
Fund 23008 - Bilingual Seal	456.00	.00	.00	.00	456.00
Fund 23010 - Admin Discretionary Account	2,667.16	1,260.00	231.58	1,028.42	3,695.58
Fund 23102 - General Activities	732.55	.00	.00	.00	732.55
Fund 24101 - Title I - IASA	117,711.52-	.00	3,963.64	3,963.64-	121,675.16-
Fund 24106 - IDEA-B Entitlement	6,520.23-	.00	571.00	571.00-	7,091.23-
Fund 24118 - Fresh Fruit & Vegetables	7,267.21-	.00	.00	.00	7,267.21-
Fund 24153 - English Language Acquisition	1,782.00-	.00	.00	.00	1,782.00-
Fund 24154 - Teach./Princp. Train & Recruit	5,350.00-	.00	.00	.00	5,350.00-
Fund 24183 - Carl Perkins Secondary-Redist2	15,398.97-	15,398.97	6,068.98	9,329.99	6,068.98-
Fund 24308 - CRRSA, ESSER II	61,863.88-	.00	2,476.42	2,476.42-	64,340.30-
Fund 25153 - Title XIX MEDICAID 3/21 Years	58,379.69	.00	.00	.00	58,379.69
Fund 25171 - Child & Adult Food Program	34,766.76	.00	.00	.00	34,766.76
Fund 25205 - Gear Up New Mexico Initiative	44,443.15-	28,051.14	253.00	27,798.14	16,645.01-
Fund 26177 - Elementry & Mid Sch Initiative					

Selection Grouped by Fund - Sorted by Resource, (Org = 130, As of Date = 7/31/2022, Actuals = Y, Enc = N, SACS Fund = N, SACS Rsrc = N, SACS = N, Restricted Accts = Y)



As of 07/31/2022	Fiscal Year 2022/23 Actuals				
Resource	Beginning Balance	Revenue Activity	Expense Activity	Net Activity	Resulting Balance
Fund 26177 - Elementry & Mid Sch Initiative	684.34-	.00	.00	.00	684.34-
Fund 27109 - Instructional Materials- GAA	3,500.58	.00	.00	.00	3,500.58
Fund 27149 - PreK Initiative	219,776.86-	.00	34,510.84	34,510.84-	254,287.70-
Fund 27183 - NM Grown FVV	1,755.00-	1,755.00	.00	1,755.00	.00
Fund 28211 - NM Schools Covid Testing	58,300.00-	.00	.00	.00	58,300.00-
Fund 31200 - Public School Capital Outlay	74,604.25-	74,604.25	.00	74,604.25	.00
Fund 31600 - Capital Improv. HB 33	1,417,996.77	5,734.29	57.34	5,676.95	1,423,673.72
Fund 31700 - Capital Improv. SB9	20,350.00-	.00	.00	.00	20,350.00-
Fund 31701 - Capital Improv. SB9 Local	656,719.07	2,920.63	29.21	2,891.42	659,610.49
Fund 31703 - SB9 State Match Cash	.92	.00	.00	.00	.92
Total for Org	2,444,069.52	544,342.22	253,574.02	290,768.20	2,734,837.72


Balances through 07/31/2022						Fiscal Year 2022/23	
Funds- Func- Obj ct - Pr gm- Locat n- JbCl - Opt nl	Description	Adopted Budget	Revised Budget	Encumbered	Expenditure	Account Balance	
Funds 11000 - Operational, Func 1000 - Instruction							
11000- 1000- 51100- 0000- 001118- 1611- 00000	SalariesExpense,SubsSickL	21,425.00	21,425.00			21,425.00	
11000- 1000- 51100- 1010- 001118- 1411- 00000	SalariesExpense,Teachers	610,295.00	610,295.00			610,295.00	
11000- 1000- 51100- 1010- 001118- 1413- 00000	SalariesExpense,TeachersE	51,002.00	51,002.00			51,002.00	
11000- 1000- 51100- 1010- 001118- 1713- 00000	SalariesExpense,InstAsst-	77,528.00	77,528.00			77,528.00	
11000- 1000- 51100- 2000- 001118- 1412- 00000	SalariesExpense,Teachers	274,881.00	274,881.00			274,881.00	
11000- 1000- 51100- 2000- 001118- 1712- 00000	SalariesExpense,InstAsstS	18,168.00	18,168.00			18,168.00	
11000- 1000- 51100- 4010- 001118- 1413- 00000	SalariesExpense,TeachersE	112,214.00	112,214.00			112,214.00	
11000- 1000- 51100- 4010- 001118- 1416- 00000	SalariesExpense,TeachersO	545,089.00	545,089.00			545,089.00	
11000- 1000- 51100- 4025- 001118- 1412- 00000	SalariesExpense,Teachers	193,235.00	193,235.00			193,235.00	
11000- 1000- 51300- 1010- 001118- 1411- 00000	AddtnlCompenstn,Teachers	27,000.00	27,000.00	7,499.70		19,500.30	
11000- 1000- 51300- 1010- 001118- 1416- 00000	AddtnlCompenstn,TeachersO	1,500.00	1,500.00			1,500.00	
11000- 1000- 51300- 2000- 001118- 1412- 00000	AddtnlCompenstn,Teachers	4,500.00	4,500.00			4,500.00	
11000- 1000- 51300- 4010- 001118- 1411- 00000	AddtnlCompenstn,Teachers	24,000.00	24,000.00	28,804.36		4,804.36-	
11000- 1000- 51300- 4010- 001118- 1416- 00000	AddtnlCompenstn,TeachersO	29,500.00	29,500.00	26,998.92		2,501.08	
11000- 1000- 51300- 4025- 001118- 1621- 00000	AddtnlCompenstn,Sum/After				901.23	901.23-	
11000- 1000- 51300- 4040- 001118- 1411- 00000	AddtnlCompenstn,Teachers				322.02	322.02-	
11000- 1000- 52111- 0000- 001118- 2000- 00000	EducRetirement	341,367.00	341,367.00			341,367.00	
11000- 1000- 52111- 4025- 001118- 1621- 00000	EducRetirement				154.56	154.56-	
11000- 1000- 52111- 4040- 001118- 1411- 00000	EducRetirement				55.23	55.23-	
11000- 1000- 52112- 0000- 001118- 2000- 00000	ERARetireeHlth	39,831.00	39,831.00			39,831.00	
11000- 1000- 52112- 4025- 001118- 1621- 00000	ERARetireeHlth				18.04	18.04-	
11000- 1000- 52112- 4040- 001118- 1411- 00000	ERARetireeHlth				6.44	6.44-	
11000- 1000- 52210- 0000- 001118- 2000- 00000	FICA Payments	123,421.00	123,421.00			123,421.00	
11000- 1000- 52210- 4025- 001118- 1621- 00000	FICA Payments				22.06	22.06-	
11000- 1000- 52210- 4040- 001118- 1411- 00000	FICA Payments				19.97	19.97-	
11000- 1000- 52220- 0000- 001118- 2000- 00000	MedicarePaymnts	28,881.00	28,881.00			28,881.00	
11000- 1000- 52220- 4025- 001118- 1621- 00000	MedicarePaymnts				5.15	5.15-	
11000- 1000- 52220- 4040- 001118- 1411- 00000	MedicarePaymnts				4.67	4.67-	
11000- 1000- 52311- 0000- 001118- 2000- 00000	Hth&MedPremiums	75,963.00	75,963.00			75,963.00	
11000- 1000- 52312- 0000- 001118- 0000- 00000	Life				10.52-	10.52	
11000- 1000- 52312- 0000- 001118- 2000- 00000	Life	1,984.00	1,984.00			1,984.00	
11000- 1000- 52313- 0000- 001118- 2000- 00000	Dental	4,551.00	4,551.00			4,551.00	
11000- 1000- 52314- 0000- 001118- 2000- 00000	Vision	836.00	836.00			836.00	
11000- 1000- 52315- 0000- 001118- 2000- 00000	Disability	1,675.00	1,675.00			1,675.00	
11000- 1000- 52500- 0000- 001118- 2000- 00000	UnemploymntComp	3,132.00	3,132.00			3,132.00	
11000- 1000- 52500- 4025- 001118- 1621- 00000	UnemploymntComp				.25	.25-	

Selection Grouped by Account Type, Filtered by User Permissions, (Org = 130, Online/Offline = N, Period = 1, UnPosted JEs? = N, Assets and Liabilities? = N, Restricted Accts? = Y, Obj Digits = 0, Page Break Lvl =)

Balances through 07/31/2022						Fiscal Year 2022/23	
Funds- Func- Obj ct - Pr gm- Locat n- Jb Cl - Opt nl	Description	Adopted Budget	Revised Budget	Encumbered	Expenditure	Account Balance	
Funds 11000 - Operational, Func 1000 - Instruction (continued)							
11000- 1000- 52710- 0000- 001118- 1611- 00000	WorkersCompPrem				382.00	382.00-	
11000- 1000- 52710- 0000- 001118- 2000- 00000	WorkersCompPrem	33,899.00	33,899.00			33,899.00	
11000- 1000- 52710- 1010- 001118- 1411- 00000	WorkersCompPrem				6,866.00	6,866.00-	
11000- 1000- 52710- 1010- 001118- 1413- 00000	WorkersCompPrem				908.00	908.00-	
11000- 1000- 52710- 1010- 001118- 1713- 00000	WorkersCompPrem				1,381.00	1,381.00-	
11000- 1000- 52710- 2000- 001118- 1412- 00000	WorkersCompPrem				4,894.00	4,894.00-	
11000- 1000- 52710- 2000- 001118- 1712- 00000	WorkersCompPrem				324.00	324.00-	
11000- 1000- 52710- 4010- 001118- 1413- 00000	WorkersCompPrem				1,998.00	1,998.00-	
11000- 1000- 52710- 4010- 001118- 1416- 00000	WorkersCompPrem				5,705.00	5,705.00-	
11000- 1000- 52710- 4025- 001118- 1412- 00000	WorkersCompPrem				1,610.00	1,610.00-	
11000- 1000- 52720- 0000- 001118- 2000- 00000	WorkrsCompERFee	348.00	348.00			348.00	
11000- 1000- 53330- 1010- 001118- 0000- 00000	ProfessDevelop	8,100.00	8,100.00	3,253.48		4,846.52	
11000- 1000- 53711- 1010- 001118- 0000- 00000	Other Charges	500.00	500.00	1,872.00		1,372.00-	
11000- 1000- 55817- 1010- 001118- 0000- 00000	Student Travel	2,000.00	2,000.00	225.00		1,775.00	
11000- 1000- 55819- 1010- 001118- 0000- 00000	EmpTravTeachers	1,000.00	1,000.00	1,005.60		5.60-	
11000- 1000- 55915- 1010- 001118- 0000- 00000	OthContractSvcs	59,800.00	59,800.00	24,800.00		35,000.00	
11000- 1000- 56112- 1010- 001118- 0000- 00000	Other Textbooks	90,945.00	90,945.00	495.00		90,450.00	
11000- 1000- 56113- 1010- 001118- 0000- 00000	Software	43,495.00	43,495.00	34,854.78		8,640.22	
11000- 1000- 56118- 0000- 001118- 0000- 00000	GenSuppliesMats			4,072.50		4,072.50-	
11000- 1000- 56118- 1010- 001118- 0000- 00000	GenSuppliesMats	35,000.00	35,000.00	22,482.16	5,793.10	6,724.74	
11000- 1000- 56119- 1010- 001118- 0000- 00000	SupAst<5K	2,000.00	2,000.00			2,000.00	
11000- 1000- 57331- 1010- 001118- 0000- 00000	FixedAssets>\$5k	287,170.00	287,170.00			287,170.00	
11000- 1000- 57331- 4030- 001118- 0000- 00000	FixedAssets>\$5k	325,000.00	325,000.00			325,000.00	
11000- 1000- 57331- 4040- 001118- 0000- 00000	FixedAssets>\$5k	105,000.00	105,000.00			105,000.00	
11000- 1000- 57332- 1010- 001118- 0000- 00000	SupplAssets<\$5k			13,282.00		13,282.00-	
Total for Func 1000 and Expense accounts		3,606,235.00	3,606,235.00	169,645.50	31,360.20	3,405,229.30	
Funds 11000 - Operational, Func 2100 - SuppSvcsStudnts							
11000- 2100- 51100- 4025- 001118- 1214- 00000	SalariesExpense,Couns-Soc	55,193.00	55,193.00			55,193.00	
11000- 2100- 52111- 0000- 001118- 2000- 00000	EducRetirement	9,466.00	9,466.00			9,466.00	
11000- 2100- 52112- 0000- 001118- 2000- 00000	ERARetireeHlth	1,104.00	1,104.00			1,104.00	
11000- 2100- 52210- 0000- 001118- 2000- 00000	FICA Payments	3,422.00	3,422.00			3,422.00	
11000- 2100- 52220- 0000- 001118- 2000- 00000	MedicarePaymnts	801.00	801.00			801.00	
11000- 2100- 52311- 0000- 001118- 2000- 00000	Hth&MedPremiums	5,845.00	5,845.00			5,845.00	
11000- 2100- 52312- 0000- 001118- 2000- 00000	Life	57.00	57.00			57.00	
11000- 2100- 52313- 0000- 001118- 2000- 00000	Dental	206.00	206.00			206.00	
11000- 2100- 52314- 0000- 001118- 2000- 00000	Vision	46.00	46.00			46.00	

Selection Grouped by Account Type, Filtered by User Permissions, (Org = 130, Online/Offline = N, Period = 1, UnPosted JEs? = N, Assets and Liabilities? = N, Restricted Accts? = Y, Obj Digits = 0, Page Break Lvl =)

Balances through 07/31/2022						Fiscal Year 2022/23
Funds- Func- Obj ct - Pr gm- Locat n- JbCl - Opt nl	Description	Adopted Budget	Revised Budget	Encumbered	Expenditure	Account Balance
Funds 11000 - Operational, Func 2100 - SuppSvcsStudnts (continued)						
11000-2100-52315-0000-001118-2000-00000	Disability	176.00	176.00			176.00
11000-2100-52500-0000-001118-2000-00000	UnemploymntComp	90.00	90.00			90.00
11000-2100-52710-0000-001118-2000-00000	WorkersCompPrem	983.00	983.00			983.00
11000-2100-52710-4025-001118-1214-00000	WorkersCompPrem				983.00	983.00-
11000-2100-52720-0000-001118-2000-00000	WorkrsCompERFee	10.00	10.00			10.00
11000-2100-53211-2000-001118-0000-00000	DiagsContracted	15,853.00	15,853.00	23,914.33		8,061.33-
11000-2100-53212-2000-001118-0000-00000	SpeechThrpsCont	25,000.00	25,000.00	17,555.00		7,445.00
11000-2100-53213-2000-001118-0000-00000	OccThrpstCont	27,000.00	27,000.00	13,200.00		13,800.00
11000-2100-53215-2000-001118-0000-00000	PsycholgtsCont			802.84	8,810.01	9,612.85-
11000-2100-53414-0000-001118-0000-00000	OthProfTechSvcs	3,900.00	3,900.00	7,507.50		3,607.50-
11000-2100-53711-0000-001118-0000-00000	Other Charges	500.00	500.00			500.00
11000-2100-55915-0000-001118-0000-00000	OthContractSvcs	5,500.00	5,500.00	65.00		5,435.00
11000-2100-55915-4025-001118-0000-00000	OthContractSvcs	59,880.00	59,880.00			59,880.00
11000-2100-56118-0000-001118-0000-00000	GenSuppliesMats	15,000.00	15,000.00			15,000.00
11000-2100-56118-4025-001118-0000-00000	GenSuppliesMats	2,500.00	2,500.00	285.97		2,214.03
Total for Func 2100 and Expense accounts		232,532.00	232,532.00	63,330.64	9,793.01	159,408.35
Funds 11000 - Operational, Func 2200 - Suppt Svcs Inst						
11000-2200-56113-0000-001118-0000-00000	Software			10,125.00		10,125.00-
Total for Func 2200 and Expense accounts		.00	.00	10,125.00	.00	10,125.00-
Funds 11000 - Operational, Func 2300 - SupptSvcs-Admin						
11000-2300-51100-0000-001118-1111-00000	SalariesExpense,Superinte	118,952.00	118,952.00	123,077.00	4,923.08	9,048.08-
11000-2300-52111-0000-001118-1111-00000	EducRetirement				844.31	844.31-
11000-2300-52111-0000-001118-2000-00000	EducRetirement	20,401.00	20,401.00			20,401.00
11000-2300-52112-0000-001118-1111-00000	ERARetireeHlth				98.46	98.46-
11000-2300-52112-0000-001118-2000-00000	ERARetireeHlth	2,380.00	2,380.00			2,380.00
11000-2300-52210-0000-001118-1111-00000	FICA Payments				276.40	276.40-
11000-2300-52210-0000-001118-2000-00000	FICA Payments	7,376.00	7,376.00			7,376.00
11000-2300-52220-0000-001118-1111-00000	MedicarePaymnts				64.64	64.64-
11000-2300-52220-0000-001118-2000-00000	MedicarePaymnts	1,725.00	1,725.00			1,725.00
11000-2300-52311-0000-001118-1111-00000	Hth&MedPremiums				618.53	618.53-
11000-2300-52311-0000-001118-2000-00000	Hth&MedPremiums	14,845.00	14,845.00			14,845.00
11000-2300-52312-0000-001118-1111-00000	Life				2.63	2.63-
11000-2300-52312-0000-001118-2000-00000	Life	57.00	57.00			57.00
11000-2300-52313-0000-001118-1111-00000	Dental				25.66	25.66-
11000-2300-52313-0000-001118-2000-00000	Dental	616.00	616.00			616.00
11000-2300-52314-0000-001118-1111-00000	Vision				4.24	4.24-
Selection Grouped by Account Type, Filtered by User Permissions, (Org = 130, Online/Offline = N, Period = 1, UnPosted JEs? = N, Assets and Liabilities? = N, Restricted Accts? = Y, Obj Digits = 0, Page Break Lvl =)						SCHOOLABILITY

Balances through 07/31/2022						Fiscal Year 2022/23	
Funds- Func- Obj ct - Pr gm- Locat n- Jb Cl - Opt nl	Description	Adopted Budget	Revised Budget	Encumbered	Expenditure	Account Balance	
Funds 11000 - Operational, Func 2300 - SupptSvcs-Admin (continued)							
11000- 2300- 52314- 0000- 001118- 2000- 00000	Vision	102.00	102.00			102.00	
11000- 2300- 52500- 0000- 001118- 2000- 00000	UnemploymntComp	90.00	90.00			90.00	
11000- 2300- 52710- 0000- 001118- 1111- 00000	WorkersCompPrem				2,118.00	2,118.00-	
11000- 2300- 52710- 0000- 001118- 2000- 00000	WorkersCompPrem	2,118.00	2,118.00			2,118.00	
11000- 2300- 52720- 0000- 001118- 2000- 00000	WorkrsCompERFee	10.00	10.00			10.00	
11000- 2300- 53411- 0000- 001118- 0000- 00000	Auditing	15,000.00	15,000.00			15,000.00	
11000- 2300- 53413- 0000- 001118- 0000- 00000	Legal	32,363.00	32,363.00	38,296.24	2,696.88	8,630.12-	
11000- 2300- 53711- 0000- 001118- 0000- 00000	Other Charges	500.00	500.00			500.00	
11000- 2300- 55812- 0000- 001118- 0000- 00000	Board Training	2,500.00	2,500.00			2,500.00	
11000- 2300- 55813- 0000- 001118- 0000- 00000	EmpTravNonTeach			796.15		796.15-	
Total for Func 2300 and Expense accounts		219,035.00	219,035.00	162,169.39	11,672.83	45,192.78	
Funds 11000 - Operational, Func 2400 - SupSvcsSchAdmin							
11000- 2400- 51100- 0000- 001118- 1112- 00000	SalariesExpense,Principal	74,984.00	74,984.00			74,984.00	
11000- 2400- 51100- 0000- 001118- 1217- 00000	SalariesExpense,SecClerTe	93,258.00	93,258.00			93,258.00	
11000- 2400- 51200- 0000- 001118- 1217- 00000	OvertimeExpense,SecClerTe	4,000.00	4,000.00			4,000.00	
11000- 2400- 51300- 0000- 001118- 1217- 00000	AddtnlCompenstn,SecClerTe			4,062.76	1,010.59	5,073.35-	
11000- 2400- 52111- 0000- 001118- 1217- 00000	EducRetirement				173.32	173.32-	
11000- 2400- 52111- 0000- 001118- 2000- 00000	EducRetirement	29,541.00	29,541.00			29,541.00	
11000- 2400- 52112- 0000- 001118- 1217- 00000	ERARetireeHlth				20.22	20.22-	
11000- 2400- 52112- 0000- 001118- 2000- 00000	ERARetireeHlth	3,447.00	3,447.00			3,447.00	
11000- 2400- 52210- 0000- 001118- 1217- 00000	FICA Payments				62.65	62.65-	
11000- 2400- 52210- 0000- 001118- 2000- 00000	FICA Payments	10,681.00	10,681.00			10,681.00	
11000- 2400- 52220- 0000- 001118- 1217- 00000	MedicarePaymnts				14.65	14.65-	
11000- 2400- 52220- 0000- 001118- 2000- 00000	MedicarePaymnts	2,499.00	2,499.00			2,499.00	
11000- 2400- 52311- 0000- 001118- 2000- 00000	Hth&MedPremiums	13,937.00	13,937.00			13,937.00	
11000- 2400- 52312- 0000- 001118- 2000- 00000	Life	228.00	228.00			228.00	
11000- 2400- 52313- 0000- 001118- 2000- 00000	Dental	516.00	516.00			516.00	
11000- 2400- 52314- 0000- 001118- 2000- 00000	Vision	92.00	92.00			92.00	
11000- 2400- 52315- 0000- 001118- 2000- 00000	Disability	315.00	315.00			315.00	
11000- 2400- 52500- 0000- 001118- 1217- 00000	UnemploymntComp				3.33	3.33-	
11000- 2400- 52500- 0000- 001118- 2000- 00000	UnemploymntComp	360.00	360.00			360.00	
11000- 2400- 52710- 0000- 001118- 1112- 00000	WorkersCompPrem				1,335.00	1,335.00-	
11000- 2400- 52710- 0000- 001118- 1217- 00000	WorkersCompPrem				1,661.00	1,661.00-	
11000- 2400- 52710- 0000- 001118- 2000- 00000	WorkersCompPrem	2,996.00	2,996.00			2,996.00	
11000- 2400- 52720- 0000- 001118- 2000- 00000	WorkrsCompERFee	40.00	40.00			40.00	
11000- 2400- 53330- 0000- 001118- 0000- 00000	ProfessDevelop	500.00	500.00	225.00		275.00	
Selection Grouped by Account Type, Filtered by User Permissions, (Org = 130, Online/Offline = N, Period = 1, UnPosted JEs? = N, Assets and Liabilities? = N, Restricted Accts? = Y, Objc Digits = 0, Page Break Lvl =)						 Page 4 of 12	

Balances through 07/31/2022						Fiscal Year 2022/23
Funds- Func- Obj ct - Pr gm- Locat n- JbCl - Opt nl	Description	Adopted Budget	Revised Budget	Encumbered	Expenditure	Account Balance
Funds 11000 - Operational, Func 2400 - SupSvcsSchAdmin (continued)						
11000- 2400- 53711- 0000- 001118- 0000- 00000	Other Charges	4,631.00	4,631.00	179.88		4,451.12
11000- 2400- 54630- 0000- 001118- 0000- 00000	RentalCompEqmpt	11,000.00	11,000.00	12,338.65	938.09	2,276.74-
11000- 2400- 55915- 0000- 001118- 0000- 00000	OthContractSvcs	8,394.00	8,394.00	11,440.00		3,046.00-
11000- 2400- 56118- 0000- 001118- 0000- 00000	GenSuppliesMats	20,600.00	20,600.00	11,066.85	198.14	9,335.01
11000- 2400- 57332- 0000- 001118- 0000- 00000	SupplAssets<\$5k			900.00		900.00-
Total for Func 2400 and Expense accounts		282,019.00	282,019.00	40,213.14	5,416.99	236,388.87
Funds 11000 - Operational, Func 2500 - Central Svcs						
11000- 2500- 53414- 0000- 001118- 0000- 00000	OthProfTechSvcs	237,156.00	237,156.00	230,694.16	5,277.48	1,184.36
11000- 2500- 53711- 0000- 001118- 0000- 00000	Other Charges	7,000.00	7,000.00	1,108.88		5,891.12
11000- 2500- 55400- 0000- 001118- 0000- 00000	Advertising	700.00	700.00	636.00		64.00
11000- 2500- 55915- 0000- 001118- 0000- 00000	OthContractSvcs	3,500.00	3,500.00			3,500.00
11000- 2500- 56113- 0000- 001118- 0000- 00000	Software	18,020.00	18,020.00		18,102.00	82.00-
11000- 2500- 56118- 0000- 001118- 0000- 00000	GenSuppliesMats	500.00	500.00			500.00
11000- 2500- 56118- 1010- 001118- 0000- 00000	GenSuppliesMats			63.06		63.06-
Total for Func 2500 and Expense accounts		266,876.00	266,876.00	232,502.10	23,379.48	10,994.42
Funds 11000 - Operational, Func 2600 - Op&MaintofPlant						
11000- 2600- 51100- 0000- 001118- 1615- 00000	SalariesExpense,Custodial	59,296.00	59,296.00			59,296.00
11000- 2600- 51300- 0000- 001118- 1615- 00000	AddtnlCompenstn,Custodial	3,000.00	3,000.00		3,300.00	300.00-
11000- 2600- 52111- 0000- 001118- 1615- 00000	EducRetirement				565.96	565.96-
11000- 2600- 52111- 0000- 001118- 2000- 00000	EducRetirement	10,686.00	10,686.00			10,686.00
11000- 2600- 52112- 0000- 001118- 1615- 00000	ERARetireeHlth				66.00	66.00-
11000- 2600- 52112- 0000- 001118- 2000- 00000	ERARetireeHlth	1,247.00	1,247.00			1,247.00
11000- 2600- 52210- 0000- 001118- 1615- 00000	FICA Payments				204.60	204.60-
11000- 2600- 52210- 0000- 001118- 2000- 00000	FICA Payments	3,864.00	3,864.00			3,864.00
11000- 2600- 52220- 0000- 001118- 1615- 00000	MedicarePaymnts				47.86	47.86-
11000- 2600- 52220- 0000- 001118- 2000- 00000	MedicarePaymnts	905.00	905.00			905.00
11000- 2600- 52311- 0000- 001118- 2000- 00000	Hth&MedPremiums	4,726.00	4,726.00			4,726.00
11000- 2600- 52312- 0000- 001118- 2000- 00000	Life	171.00	171.00			171.00
11000- 2600- 52313- 0000- 001118- 2000- 00000	Dental	206.00	206.00			206.00
11000- 2600- 52314- 0000- 001118- 2000- 00000	Vision	46.00	46.00			46.00
11000- 2600- 52500- 0000- 001118- 1615- 00000	UnemploymntComp				5.45	5.45-
11000- 2600- 52500- 0000- 001118- 2000- 00000	UnemploymntComp	270.00	270.00			270.00
11000- 2600- 52710- 0000- 001118- 1615- 00000	WorkersCompPrem				1,058.00	1,058.00-
11000- 2600- 52710- 0000- 001118- 2000- 00000	WorkersCompPrem	1,058.00	1,058.00			1,058.00
11000- 2600- 52720- 0000- 001118- 2000- 00000	WorkrsCompERFee	30.00	30.00			30.00
11000- 2600- 53711- 0000- 001118- 0000- 00000	Other Charges			250.00		250.00-

Selection Grouped by Account Type, Filtered by User Permissions, (Org = 130, Online/Offline = N, Period = 1, UnPosted JEs? = N, Assets and Liabilities? = N, Restricted Accts? = Y, Obj Digits = 0, Page Break Lvl =)

Balances through 07/31/2022						Fiscal Year 2022/23
Funds- Func- Obj ct - Pr gm- Locat n- JbCl - Opt nl	Description	Adopted Budget	Revised Budget	Encumbered	Expenditure	Account Balance
Funds 11000 - Operational, Func 2600 - Op&MaintofPlant (continued)						
11000- 2600- 54312- 0000- 001118- 0000- 00000	MntRepBlgsGrnds	1,000.00	1,000.00	2,918.51		1,918.51-
11000- 2600- 54411- 0000- 001118- 0000- 00000	Electricity	48,000.00	48,000.00	54,082.37	6,581.43	12,663.80-
11000- 2600- 54412- 0000- 001118- 0000- 00000	NatGasBuildings	2,000.00	2,000.00	2,180.91	19.09	200.00-
11000- 2600- 54415- 0000- 001118- 0000- 00000	Water/Sewage	10,000.00	10,000.00	18,364.45	26.22	8,390.67-
11000- 2600- 54416- 0000- 001118- 0000- 00000	CommunicatnSvcs	14,500.00	14,500.00	20,398.57	2,207.16	8,105.73-
11000- 2600- 54610- 0000- 001118- 0000- 00000	RentLandBldngs	156,921.00	156,921.00	276,440.33	38,014.58	157,533.91-
11000- 2600- 55200- 0000- 001118- 0000- 00000	PropertyLiablns	53,372.00	53,372.00		52,845.00	527.00
11000- 2600- 55915- 0000- 001118- 0000- 00000	OthContractSvcs	73,030.00	73,030.00	84,953.69	7,311.72	19,235.41-
11000- 2600- 56118- 0000- 001118- 0000- 00000	GenSuppliesMats	20,000.00	20,000.00	13,852.90	585.36	5,561.74
11000- 2600- 56119- 0000- 001118- 0000- 00000	SupAst<5K	35,000.00	35,000.00			35,000.00
11000- 2600- 56216- 0000- 001118- 0000- 00000	MaintSuppsParts	2,000.00	2,000.00			2,000.00
Total for Func 2600 and Expense accounts		501,328.00	501,328.00	473,441.73	112,838.43	84,952.16-
Total for Funds 11000		5,108,025.00	5,108,025.00	1,151,427.50	194,460.94	3,762,136.56
Funds 14000 - TotlnsMatSubFnd, Func 1000 - Instruction						
14000- 1000- 56113- 1010- 001118- 0000- 00000	Software			98.00		98.00-
Total for Funds 14000, Func 1000 and Expense accounts		.00	.00	98.00	.00	98.00-
Funds 21000 - Food Svcs, Func 3100 - FoodSvcsOpertns						
21000- 3100- 51100- 0000- 001118- 1217- 00000	SalariesExpense,SecClerTe	21,424.00	21,424.00			21,424.00
21000- 3100- 51300- 0000- 001118- 1217- 00000	AddtnlCompenstn,SecClerTe	2,665.00	2,665.00			2,665.00
21000- 3100- 52111- 0000- 001118- 2000- 00000	EducRetirement	4,133.00	4,133.00			4,133.00
21000- 3100- 52112- 0000- 001118- 2000- 00000	ERARetireeHlth	483.00	483.00			483.00
21000- 3100- 52210- 0000- 001118- 2000- 00000	FICA Payments	1,495.00	1,495.00			1,495.00
21000- 3100- 52220- 0000- 001118- 2000- 00000	MedicarePaymnts	350.00	350.00			350.00
21000- 3100- 52312- 0000- 001118- 2000- 00000	Life	57.00	57.00			57.00
21000- 3100- 52500- 0000- 001118- 2000- 00000	UnemploymntComp	90.00	90.00			90.00
21000- 3100- 52710- 0000- 001118- 1217- 00000	WorkersCompPrem				382.00	382.00-
21000- 3100- 52710- 0000- 001118- 2000- 00000	WorkersCompPrem	382.00	382.00			382.00
21000- 3100- 52720- 0000- 001118- 2000- 00000	WorkrsCompERFee	10.00	10.00			10.00
21000- 3100- 53330- 0000- 001118- 0000- 00000	ProfessDevelop	200.00	200.00			200.00
21000- 3100- 54411- 0000- 001118- 0000- 00000	Electricity	6,300.00	6,300.00	7,098.31	863.82	1,662.13-
21000- 3100- 54412- 0000- 001118- 0000- 00000	NatGasBuildings	1,000.00	1,000.00	1,090.46	9.54	100.00-
21000- 3100- 54415- 0000- 001118- 0000- 00000	Water/Sewage	2,200.00	2,200.00	2,973.08	4.25	777.33-
21000- 3100- 55915- 0000- 001118- 0000- 00000	OthContractSvcs	200,000.00	200,000.00	256,137.19		56,137.19-
21000- 3100- 56116- 0000- 001118- 0000- 00000	Food				9,691.46	9,691.46-
21000- 3100- 57331- 0000- 001118- 0000- 00000	FixedAssets>\$5k	37,246.00	37,246.00	19,300.00		17,946.00
Selection Grouped by Account Type, Filtered by User Permissions, (Org = 130, Online/Offline = N, Period = 1, UnPosted JEs? = N, Assets and Liabilities? = N, Restricted Accts? = Y, Obj Digits = 0, Page Break Lvl =)						SCHOOLABILITY

Balances through 07/31/2022						Fiscal Year 2022/23
Funds- Func- Obj ct - Pr gm- Locat n- Jb Cl - Opt nl	Description	Adopted Budget	Revised Budget	Encumbered	Expenditure	Account Balance
Total for Funds 21000, Func 3100 and Expense accounts		278,035.00	278,035.00	286,599.04	10,951.07	19,515.11-
Funds 23001 - Athletic, Func 1000 - Instruction						
23001- 1000- 56118- 9000- 001118- 0000- 00000	GenSuppliesMats			1,272.60		1,272.60-
Total for Funds 23001, Func 1000 and Expense accounts		.00	.00	1,272.60	.00	1,272.60-
Funds 23002 - PreK Classroom, Func 1000 - Instruction						
23002- 1000- 56118- 1010- 001118- 0000- 00000	GenSuppliesMats			6,645.20		6,645.20-
Total for Funds 23002, Func 1000 and Expense accounts		.00	.00	6,645.20	.00	6,645.20-
Funds 23010 - Admin Discr, Func 1000 - Instruction						
23010- 1000- 56118- 1010- 001118- 0000- 00000	GenSuppliesMats			1,264.29	231.58	1,495.87-
Total for Funds 23010, Func 1000 and Expense accounts		.00	.00	1,264.29	231.58	1,495.87-
Funds 23102 - GenActivity, Func 1000 - Instruction						
23102- 1000- 53711- 9000- 001118- 0000- 00000	Other Charges			164.06		164.06-
Total for Funds 23102, Func 1000 and Expense accounts		.00	.00	164.06	.00	164.06-
Funds 24101 - Title I - IASA, Func 1000 - Instruction						
24101- 1000- 51100- 1010- 001118- 1411- 00000	SalariesExpense,Teachers	66,278.00	66,278.00			66,278.00
24101- 1000- 51100- 1010- 001118- 1711- 00000	SalariesExpense,InstAsst1	19,267.00	19,267.00			19,267.00
24101- 1000- 51300- 1010- 001118- 1411- 00000	AddtnlCompenstn,Teachers	8,092.00	8,092.00			8,092.00
24101- 1000- 52111- 0000- 001118- 2000- 00000	EducRetirement	27,336.00	27,336.00			27,336.00
24101- 1000- 52112- 0000- 001118- 2000- 00000	ERARetireeHlth	3,190.00	3,190.00			3,190.00
24101- 1000- 52210- 0000- 001118- 2000- 00000	FICA Payments	9,883.00	9,883.00			9,883.00
24101- 1000- 52220- 0000- 001118- 2000- 00000	MedicarePaymnts	2,313.00	2,313.00			2,313.00
24101- 1000- 52312- 0000- 001118- 2000- 00000	Life	171.00	171.00			171.00
24101- 1000- 52315- 0000- 001118- 2000- 00000	Disability	178.00	178.00			178.00
24101- 1000- 52500- 0000- 001118- 2000- 00000	UnemploymntComp	270.00	270.00			270.00
24101- 1000- 52710- 0000- 001118- 2000- 00000	WorkersCompPrem	2,694.00	2,694.00			2,694.00
24101- 1000- 52710- 1010- 001118- 1411- 00000	WorkersCompPrem				2,351.00	2,351.00-
24101- 1000- 52710- 1010- 001118- 1711- 00000	WorkersCompPrem				343.00	343.00-
24101- 1000- 52720- 0000- 001118- 2000- 00000	WorkrsCompERFee	30.00	30.00			30.00
24101- 1000- 56118- 1010- 001118- 0000- 00000	GenSuppliesMats			4,590.00	601.64	5,191.64-
Total for Func 1000 and Expense accounts		139,702.00	139,702.00	4,590.00	3,295.64	131,816.36
Funds 24101 - Title I - IASA, Func 2100 - SuppSvcsStudnts						
24101- 2100- 51100- 0000- 001118- 1218- 00000	SalariesExpense,SchlStude	37,493.00	37,493.00			37,493.00
24101- 2100- 52111- 0000- 001118- 2000- 00000	EducRetirement	6,431.00	6,431.00			6,431.00
24101- 2100- 52112- 0000- 001118- 2000- 00000	ERARetireeHlth	750.00	750.00			750.00
24101- 2100- 52210- 0000- 001118- 2000- 00000	FICA Payments	2,325.00	2,325.00			2,325.00

Selection Grouped by Account Type, Filtered by User Permissions, (Org = 130, Online/Offline = N, Period = 1, UnPosted JEs? = N, Assets and Liabilities? = N, Restricted Accts? = Y, Obj Digits = 0, Page Break Lvl =)

Balances through 07/31/2022						Fiscal Year 2022/23	
Funds- Func- Obj ct - Pr gm- Locat n- Jb Cl - Opt nl	Description	Adopted Budget	Revised Budget	Encumbered	Expenditure	Account Balance	
Funds 24101 - Title I - IASA, Func 2100 - SuppSvcsStudnts (continued)							
24101- 2100- 52220- 0000- 001118- 2000- 00000	MedicarePaymnts	544.00	544.00			544.00	
24101- 2100- 52312- 0000- 001118- 2000- 00000	Life	57.00	57.00			57.00	
24101- 2100- 52500- 0000- 001118- 2000- 00000	UnemploymntComp	90.00	90.00			90.00	
24101- 2100- 52710- 0000- 001118- 1218- 00000	WorkersCompPrem				668.00	668.00-	
24101- 2100- 52710- 0000- 001118- 2000- 00000	WorkersCompPrem	668.00	668.00			668.00	
24101- 2100- 52720- 0000- 001118- 2000- 00000	WorkrsCompERFee	10.00	10.00			10.00	
24101- 2100- 53711- 0000- 001118- 0000- 00000	Other Charges	3,262.00	3,262.00			3,262.00	
Total for Func 2100 and Expense accounts		51,630.00	51,630.00	.00	668.00	50,962.00	
Total for Funds 24101		191,332.00	191,332.00	4,590.00	3,963.64	182,778.36	
Funds 24106 - IDEABentitlemnt, Func 1000 - Instruction							
24106- 1000- 51100- 2000- 001118- 1712- 00000	SalariesExpense,InstAsstS	31,987.00	31,987.00			31,987.00	
24106- 1000- 51200- 2000- 001118- 1712- 00000	OvertimeExpense,InstAsstS	3,000.00	3,000.00			3,000.00	
24106- 1000- 51300- 2000- 001118- 1712- 00000	AddtnlCompenstn,InstAsstS	6,554.00	6,554.00			6,554.00	
24106- 1000- 52111- 0000- 001118- 2000- 00000	EducRetirement	7,127.00	7,127.00			7,127.00	
24106- 1000- 52112- 0000- 001118- 2000- 00000	ERARetireeHlth	833.00	833.00			833.00	
24106- 1000- 52210- 0000- 001118- 2000- 00000	FICA Payments	2,578.00	2,578.00			2,578.00	
24106- 1000- 52220- 0000- 001118- 2000- 00000	MedicarePaymnts	605.00	605.00			605.00	
24106- 1000- 52312- 0000- 001118- 2000- 00000	Life	114.00	114.00			114.00	
24106- 1000- 52313- 0000- 001118- 2000- 00000	Dental	224.00	224.00			224.00	
24106- 1000- 52314- 0000- 001118- 2000- 00000	Vision	49.00	49.00			49.00	
24106- 1000- 52500- 0000- 001118- 2000- 00000	UnemploymntComp	180.00	180.00			180.00	
24106- 1000- 52710- 0000- 001118- 2000- 00000	WorkersCompPrem	571.00	571.00			571.00	
24106- 1000- 52710- 2000- 001118- 1712- 00000	WorkersCompPrem				571.00	571.00-	
24106- 1000- 52720- 0000- 001118- 2000- 00000	WorkrsCompERFee	20.00	20.00			20.00	
24106- 1000- 56113- 1010- 001118- 0000- 00000	Software			3,495.00		3,495.00-	
Total for Func 1000 and Expense accounts		53,842.00	53,842.00	3,495.00	571.00	49,776.00	
Funds 24106 - IDEABentitlemnt, Func 2100 - SuppSvcsStudnts							
24106- 2100- 53212- 2000- 001118- 0000- 00000	SpeechThrpsCont	39,257.00	39,257.00	31,146.50		8,110.50	
Total for Func 2100 and Expense accounts		39,257.00	39,257.00	31,146.50	.00	8,110.50	
Total for Funds 24106		93,099.00	93,099.00	34,641.50	571.00	57,886.50	
Funds 24153 - EngLangAcquistn, Func 1000 - Instruction							
24153- 1000- 51300- 1010- 001118- 1411- 00000	AddtnlCompenstn,Teachers	4,263.00	4,263.00			4,263.00	
24153- 1000- 52111- 0000- 001118- 2000- 00000	EducRetirement	631.00	631.00			631.00	
24153- 1000- 52112- 0000- 001118- 2000- 00000	ERARetireeHlth	74.00	74.00			74.00	
24153- 1000- 52210- 0000- 001118- 2000- 00000	FICA Payments	228.00	228.00			228.00	

Selection Grouped by Account Type, Filtered by User Permissions, (Org = 130, Online/Offline = N, Period = 1, UnPosted JEs? = N, Assets and Liabilities? = N, Restricted Accts? = Y, Objct = 5, Obj Digits = 0, Page Break Lvl =)

Balances through 07/31/2022						Fiscal Year 2022/23	
Funds- Func- Obj ct - Pr gm- Locat n- Jb Cl - Opt nl	Description	Adopted Budget	Revised Budget	Encumbered	Expenditure	Account Balance	
Funds 24153 - EngLangAcquistn, Func 1000 - Instruction (continued)							
24153- 1000- 52220- 0000- 001118- 2000- 00000	MedicarePaymnts	54.00	54.00			54.00	
24153- 1000- 53330- 1010- 001118- 0000- 00000	ProfessDevelop			10,600.00		10,600.00-	
24153- 1000- 56118- 1010- 001118- 0000- 00000	GenSuppliesMats	350.00	350.00	4,476.94		4,126.94-	
Total for Funds 24153, Func 1000 and Expense accounts		5,600.00	5,600.00	15,076.94	.00	9,476.94-	
Funds 24154 - TchPrinTrainRec, Func 1000 - Instruction							
24154- 1000- 53330- 0000- 001118- 0000- 00000	ProfessDevelop	20,869.00	20,869.00	4,135.00		16,734.00	
24154- 1000- 53330- 1010- 001118- 0000- 00000	ProfessDevelop			8,109.34		8,109.34-	
Total for Funds 24154, Func 1000 and Expense accounts		20,869.00	20,869.00	12,244.34	.00	8,624.66	
Funds 24183 - CP-Second-ReDs2, Func 3100 - FoodSvcsOpertns							
24183- 3100- 57331- 0000- 001118- 0000- 00000	FixedAssets>\$5k			250.00	6,068.98	6,318.98-	
Total for Funds 24183, Func 3100 and Expense accounts		.00	.00	250.00	6,068.98	6,318.98-	
Funds 24308 - CRRSA, ESSER II, Func 2100 - SuppSvcsStudnts							
24308- 2100- 51100- 4025- 001118- 1211- 00000	SalariesExpense,CoordSubS	77,213.00	77,213.00			77,213.00	
24308- 2100- 51100- 4025- 001118- 1214- 00000	SalariesExpense,Couns-Soc	64,273.00	64,273.00			64,273.00	
24308- 2100- 51300- 4025- 001118- 1211- 00000	AddtnlCompenstn,CoordSubS	55,000.00	55,000.00			55,000.00	
24308- 2100- 51300- 4025- 001118- 1214- 00000	AddtnlCompenstn,Couns-Soc	58,000.00	58,000.00			58,000.00	
24308- 2100- 51300- 4025- 001118- 1218- 00000	AddtnlCompenstn,SchlStude	62,000.00	62,000.00			62,000.00	
24308- 2100- 52111- 0000- 001118- 2000- 00000	EducRetirement	54,279.00	54,279.00			54,279.00	
24308- 2100- 52112- 0000- 001118- 2000- 00000	ERARetireeHlth	6,331.00	6,331.00			6,331.00	
24308- 2100- 52210- 0000- 001118- 2000- 00000	FICA Payments	19,623.00	19,623.00			19,623.00	
24308- 2100- 52220- 0000- 001118- 2000- 00000	MedicarePaymnts	4,590.00	4,590.00			4,590.00	
24308- 2100- 52311- 0000- 001118- 2000- 00000	Hth&MedPremiums	4,726.00	4,726.00			4,726.00	
24308- 2100- 52312- 0000- 001118- 0000- 00000	Life				5.26-	5.26	
24308- 2100- 52312- 0000- 001118- 2000- 00000	Life	114.00	114.00			114.00	
24308- 2100- 52313- 0000- 001118- 0000- 00000	Dental				17.16-	17.16	
24308- 2100- 52313- 0000- 001118- 2000- 00000	Dental	310.00	310.00			310.00	
24308- 2100- 52314- 0000- 001118- 0000- 00000	Vision				3.76-	3.76	
24308- 2100- 52314- 0000- 001118- 2000- 00000	Vision	92.00	92.00			92.00	
24308- 2100- 52315- 0000- 001118- 0000- 00000	Disability				17.40-	17.40	
24308- 2100- 52315- 0000- 001118- 2000- 00000	Disability	209.00	209.00			209.00	
24308- 2100- 52500- 0000- 001118- 2000- 00000	UnemploymntComp	180.00	180.00			180.00	
24308- 2100- 52710- 0000- 001118- 2000- 00000	WorkersCompPrem	2,520.00	2,520.00			2,520.00	
24308- 2100- 52710- 4025- 001118- 1211- 00000	WorkersCompPrem				1,375.00	1,375.00-	
24308- 2100- 52710- 4025- 001118- 1214- 00000	WorkersCompPrem				1,145.00	1,145.00-	
24308- 2100- 52720- 0000- 001118- 2000- 00000	WorkrsCompERFee	20.00	20.00			20.00	

Selection Grouped by Account Type, Filtered by User Permissions, (Org = 130, Online/Offline = N, Period = 1, UnPosted JEs? = N, Assets and Liabilities? = N, Restricted Accts? = Y, Obj Digits = 0, Page Break Lvl =)

Balances through 07/31/2022						Fiscal Year 2022/23
Funds- Func- Obj ct - Pr gm- Locat n- JbCl - Opt nl	Description	Adopted Budget	Revised Budget	Encumbered	Expenditure	Account Balance
Total for Func 2100 and Expense accounts		409,480.00	409,480.00	.00	2,476.42	407,003.58
Funds 24308 - CRRSA, ESSER II, Func 2600 - Op&MaintofPlant						
24308- 2600- 56119- 0000- 001118- 0000- 00000	SupAst<5K	6,699.00	6,699.00			6,699.00
Total for Func 2600 and Expense accounts		6,699.00	6,699.00	.00	.00	6,699.00
Total for Funds 24308		416,179.00	416,179.00	.00	2,476.42	413,702.58
Funds 25153 - TitleXIX-3/21Yr, Func 2100 - SuppSvcsStudtns						
25153- 2100- 55915- 2000- 001118- 0000- 00000	OthContractSvcs	44,899.00	44,899.00	90,906.00		46,007.00-
Total for Funds 25153, Func 2100 and Expense accounts		44,899.00	44,899.00	90,906.00	.00	46,007.00-
Funds 25171 - Child&AdultFood, Func 3100 - FoodSvcsOpertns						
25171- 3100- 55915- 0000- 001118- 0000- 00000	OthContractSvcs			172,362.81		172,362.81-
Total for Funds 25171, Func 3100 and Expense accounts		.00	.00	172,362.81	.00	172,362.81-
Funds 25205 - GearUpNMIinit, Func 1000 - Instruction						
25205- 1000- 52710- 1010- 001118- 1411- 00000	WorkersCompPrem				253.00	253.00-
25205- 1000- 56112- 1010- 001118- 0000- 00000	Other Textbooks			1,297.80		1,297.80-
25205- 1000- 56113- 1010- 001118- 0000- 00000	Software			4,518.00		4,518.00-
Total for Funds 25205, Func 1000 and Expense accounts		.00	.00	5,815.80	253.00	6,068.80-
Funds 27107 - 2012GOBondsSB66, Func 2200 - Suppt Svcs Inst						
27107- 2200- 56114- 0000- 001118- 0000- 00000	LibraryAudioVis	3,713.00	3,713.00			3,713.00
Total for Funds 27107, Func 2200 and Expense accounts		3,713.00	3,713.00	.00	.00	3,713.00
Funds 27149 - PreK Initiative, Func 1000 - Instruction						
27149- 1000- 51100- 1010- 001118- 1414- 00000	SalariesExpense,TeachersP	122,204.00	122,204.00			122,204.00
27149- 1000- 51100- 1010- 001118- 1714- 00000	SalariesExpense,InstAsstP	18,809.00	18,809.00			18,809.00
27149- 1000- 51300- 1010- 001118- 1414- 00000	AddtnlCompenstn,TeachersP	7,113.00	7,113.00			7,113.00
27149- 1000- 51300- 1010- 001118- 1714- 00000	AddtnlCompenstn,InstAsstP	2,300.00	2,300.00			2,300.00
27149- 1000- 52111- 0000- 001118- 2000- 00000	EducRetirement	25,802.00	25,802.00			25,802.00
27149- 1000- 52112- 0000- 001118- 2000- 00000	ERARetireeHlth	3,012.00	3,012.00			3,012.00
27149- 1000- 52210- 0000- 001118- 2000- 00000	FICA Payments	9,329.00	9,329.00			9,329.00
27149- 1000- 52220- 0000- 001118- 2000- 00000	MedicarePaymnts	2,184.00	2,184.00			2,184.00
27149- 1000- 52312- 0000- 001118- 2000- 00000	Life	171.00	171.00			171.00
27149- 1000- 52500- 0000- 001118- 2000- 00000	UnemploymntComp	270.00	270.00			270.00
27149- 1000- 52710- 0000- 001118- 2000- 00000	WorkersCompPrem	2,511.00	2,511.00			2,511.00
27149- 1000- 52710- 1010- 001118- 1414- 00000	WorkersCompPrem				2,176.00	2,176.00-
27149- 1000- 52710- 1010- 001118- 1714- 00000	WorkersCompPrem				335.00	335.00-
27149- 1000- 52720- 0000- 001118- 2000- 00000	WorkrsCompERFee	30.00	30.00			30.00
27149- 1000- 56118- 1010- 001118- 0000- 00000	GenSuppliesMats	56,440.00	56,440.00	12,730.74	31,999.84	11,709.42

Selection Grouped by Account Type, Filtered by User Permissions, (Org = 130, Online/Offline = N, Period = 1, UnPosted JEs? = N, Assets and Liabilities? = N, Restricted Accts? = Y, Objc Digits = 0, Page Break Lvl =)

Balances through 07/31/2022						Fiscal Year 2022/23
Funds- Func- Obj ct - Pr gm- Locat n- JbCl - Opt nl	Description	Adopted Budget	Revised Budget	Encumbered	Expenditure	Account Balance
Funds 27149 - PreK Initiative, Func 1000 - Instruction (continued)						
27149- 1000- 56119- 1010- 001118- 0000- 00000	SupAst<5K	10,001.00	10,001.00			10,001.00
27149- 1000- 57332- 1010- 001118- 0000- 00000	SupplAssets<\$5k			1,916.52		1,916.52-
Total for Func 1000 and Expense accounts		260,176.00	260,176.00	14,647.26	34,510.84	211,017.90
Funds 27149 - PreK Initiative, Func 2600 - Op&MaintofPlant						
27149- 2600- 56119- 0000- 001118- 0000- 00000	SupAst<5K	10,000.00	10,000.00			10,000.00
Total for Func 2600 and Expense accounts		10,000.00	10,000.00	.00	.00	10,000.00
Total for Funds 27149		270,176.00	270,176.00	14,647.26	34,510.84	221,017.90
Funds 27155 - BrkfastElemStud, Func 3100 - FoodSvcsOpertns						
27155- 3100- 56116- 0000- 001118- 0000- 00000	Food	4,899.00	4,899.00			4,899.00
Total for Funds 27155, Func 3100 and Expense accounts		4,899.00	4,899.00	.00	.00	4,899.00
Funds 31200 - PubSchCapOutlay, Func 4000 - Capital Outlay						
31200- 4000- 54610- 0000- 001118- 0000- 00000	RentLandBldngs			141,609.05		141,609.05-
Total for Funds 31200, Func 4000 and Expense accounts		.00	.00	141,609.05	.00	141,609.05-
Funds 31600 - CapImprvmtsHB33, Func 2300 - SupptSvcs-Admin						
31600- 2300- 53712- 0000- 001118- 0000- 00000	CityTaxCollCost	5,433.00	5,433.00		57.34	5,375.66
Total for Func 2300 and Expense accounts		5,433.00	5,433.00	.00	57.34	5,375.66
Funds 31600 - CapImprvmtsHB33, Func 4000 - Capital Outlay						
31600- 4000- 57200- 0000- 001118- 0000- 00000	BuildingPurchase	1,689,752.00	1,689,752.00			1,689,752.00
Total for Func 4000 and Expense accounts		1,689,752.00	1,689,752.00	.00	.00	1,689,752.00
Total for Funds 31600		1,695,185.00	1,695,185.00	.00	57.34	1,695,127.66
Funds 31700 - CapImprvmtsSB-9, Func 4000 - Capital Outlay						
31700- 4000- 57332- 0000- 001118- 0000- 00000	SupplAssets<\$5k			26,947.44		26,947.44-
Total for Funds 31700, Func 4000 and Expense accounts		.00	.00	26,947.44	.00	26,947.44-
Funds 31701 - CapImprvsSB9Loc, Func 2300 - SupptSvcs-Admin						
31701- 2300- 53712- 0000- 001118- 0000- 00000	CityTaxCollCost	2,700.00	2,700.00		29.21	2,670.79
Total for Func 2300 and Expense accounts		2,700.00	2,700.00	.00	29.21	2,670.79
Funds 31701 - CapImprvsSB9Loc, Func 2600 - Op&MaintofPlant						
31701- 2600- 54312- 0000- 001118- 0000- 00000	MntRepBlgsGrnds			1,451.80		1,451.80-
31701- 2600- 57331- 0000- 001118- 0000- 00000	FixedAssets>\$5k			32,641.54		32,641.54-
Total for Func 2600 and Expense accounts		.00	.00	34,093.34	.00	34,093.34-
Funds 31701 - CapImprvsSB9Loc, Func 4000 - Capital Outlay						
31701- 4000- 54315- 0000- 001118- 0000- 00000	MntRepBlgsGrdEq	41,500.00	41,500.00			41,500.00
31701- 4000- 57200- 0000- 001118- 0000- 00000	BuildingPurchase	205,195.00	205,195.00			205,195.00
Total for Func 4000 and Expense accounts		246,695.00	246,695.00	.00	.00	246,695.00

Selection Grouped by Account Type, Filtered by User Permissions, (Org = 130, Online/Offline = N, Period = 1, UnPosted JEs? = N, Assets and Liabilities? = N, Restricted Accts? = Y, Obj Digits = 0, Page Break Lvl =)

Balances through 07/31/2022						Fiscal Year 2022/23
Funds- Func- Obj ct - Pr gm- Locat n- JbCl - Opt nl	Description	Adopted Budget	Revised Budget	Encumbered	Expenditure	Account Balance
Total for Funds 31701		249,395.00	249,395.00	34,093.34	29.21	215,272.45
Funds 31703 - SB9 SMCash, Func 4000 - Capital Outlay						
31703- 4000- 56119- 0000- 001118- 0000- 00000	SupAst<5K	9,854.00	9,854.00			9,854.00
31703- 4000- 57200- 0000- 001118- 0000- 00000	BuildingPurchase	22,633.00	22,633.00			22,633.00
31703- 4000- 57332- 0000- 001118- 0000- 00000	SupplAssets<\$5k			2,975.00		2,975.00-
Total for Funds 31703, Func 4000 and Expense accounts		32,487.00	32,487.00	2,975.00	.00	29,512.00
Total for Org 130 - Christine Duncan Heritage		8,413,893.00	8,413,893.00	2,003,630.17	253,574.02	6,156,688.81