

Christine Duncan Heritage Academy
Financial Update
June 07, 2022

A. BARs

	<u>BAR #</u>	<u>Fund Description</u>	<u>Reason/Type</u>	<u>Amount</u>
1	None			

B. Payroll & Accounts Payable Payment Vouchers

1 May 2022

C. Financial Statement Reports - as of May 31, 2022

1 Financial Analysis
2 Bank Reconciliations

D. Other

1 None

Checks Dated 05/01/2022 through 05/31/2022

Check Number	Check Date	Pay to the Order of	Check Amount
13503	05/05/2022	Association of Charter School Education Services	12,915.33
13504	05/05/2022	DMH Law, LLC	2,696.88
13505	05/05/2022	PNM	3,141.53
13506	05/05/2022	Saylor Family Trust, LLC	35,000.00
13507	05/05/2022	Western State Fire Protection Co.	473.06
13508	05/05/2022	Education Technologies, Inc.	29,020.00
13509	05/05/2022	Amaro's Carpet Cleaning	280.48
13510	05/05/2022	Cooperative Educational Services	494.38
13511	05/05/2022	PSG Graphics	852.00
13512	05/05/2022	Saylor Family Trust, LLC	514.58
13513	05/06/2022	Metropolitan Life Insurance	300.00
13514	05/11/2022	Agricultura Cooperative	3,555.00
13515	05/11/2022	Albert Sanchez Bus Company	600.00
13516	05/11/2022	Bilingual Interventions LLC	7,551.60
13517	05/11/2022	Crystal Springs	175.00
13518	05/11/2022	Julie Weeks	138.46
13519	05/11/2022	Litzia Gonzalez-Rios	90.00
13520	05/11/2022	Maestas, Melissa	17.96
13521	05/11/2022	The Stepping Stones Group LLC	5,381.09
13522	05/11/2022	Theresa Bustos	256.28
13523	05/11/2022	Veronica Vigil	139.67
13524	05/11/2022	Amaro's Carpet Cleaning	560.96
13525	05/11/2022	De Lage Landen Financial Services Inc	938.10
13526	05/11/2022	Marcia Lee Unnever, Kids Focus	260.00
13527	05/11/2022	PSG Graphics	575.00
13528	05/11/2022	Lakeshore Learning Materials	154.76
13529	05/11/2022	T-Mobile USA Inc	2,000.00
13530	05/11/2022	Verizon Wireless	154.91
13533	05/13/2022	American Family Life	285.48
13534	05/17/2022	American Family Life	1,313.28
13535	05/18/2022	Albert Sanchez Bus Company	1,800.00
13536	05/18/2022	Association of Charter School Education Services	1,930.57
13537	05/18/2022	Cooperative Educational Services	721.54
13538	05/18/2022	New Mexico Association for Bilingual Education	2,150.00
13539	05/18/2022	Positive Promotions	1,475.35
13540	05/18/2022	School Specialty	707.44
13541	05/18/2022	Veronica Vigil	112.30
13542	05/18/2022	Association of Charter School Education Services	2,250.00
13543	05/18/2022	Marcia Lee Unnever, Kids Focus	200.00
13544	05/18/2022	Pitney Bowes Purchase Power	64.69
13545	05/18/2022	Rising Sun Technologies	6,891.00
13546	05/18/2022	School Equipment, Inc.	7,231.00
13547	05/18/2022	Theresa Bustos	32.62
13548	05/18/2022	Western State Fire Protection Co.	2,970.89
13549	05/19/2022	NM Child Supp Enforc Agency	219.22
13550	05/19/2022	Metropolitan Life Insurance	200.00
13552	05/25/2022	ABCWUA	62.90
13553	05/25/2022	Amaro's Carpet Cleaning	280.48
13554	05/25/2022	Crystal Springs	235.00

The preceding Checks have been issued in accordance with the District's Policy and authorization of the Board of Trustees. It is recommended that the preceding Checks be approved.



Page 1 of 2

Checks Dated 05/01/2022 through 05/31/2022

Check Number	Check Date	Pay to the Order of	Check Amount
13555	05/25/2022	Crystal Springs	587.34
13556	05/25/2022	Fiber Platform, LLC	87.03
13557	05/25/2022	Maestas, Melissa	62.97
13558	05/25/2022	Meza, Julio	185.55
13559	05/25/2022	NM Gas Company	47.24
13560	05/25/2022	Orkin Pest Control	127.29
13561	05/25/2022	PNM	3,127.96
13562	05/25/2022	Rising Sun Technologies	9,743.03
13563	05/25/2022	Sandia Office Supply	335.08
VCH-00000173	05/06/2022	NM Educational Retirement Board	82,146.85
VCH-00000174	05/06/2022	NM RHC	9,672.08
VCH-00000175	05/03/2022	NMPSIA	25,854.04
VCH-00000176	05/17/2022	NM Taxation/Revenue Department	8,516.69
Total Number of Checks			62
			279,863.94

Fund Recap

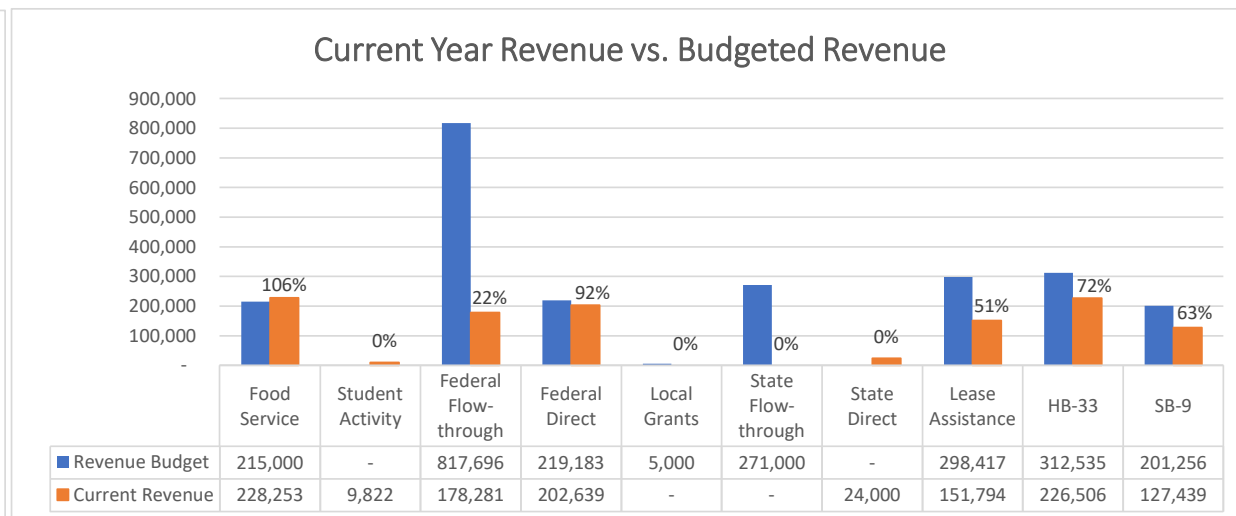
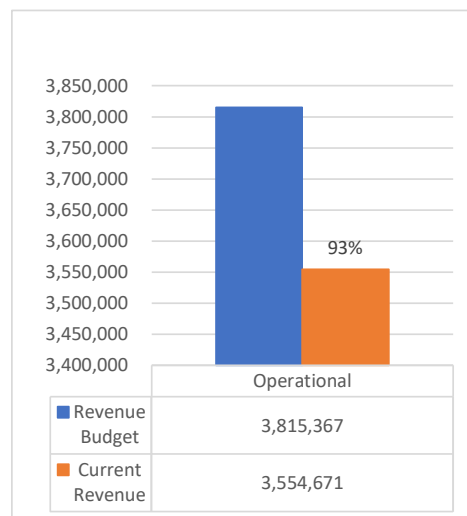
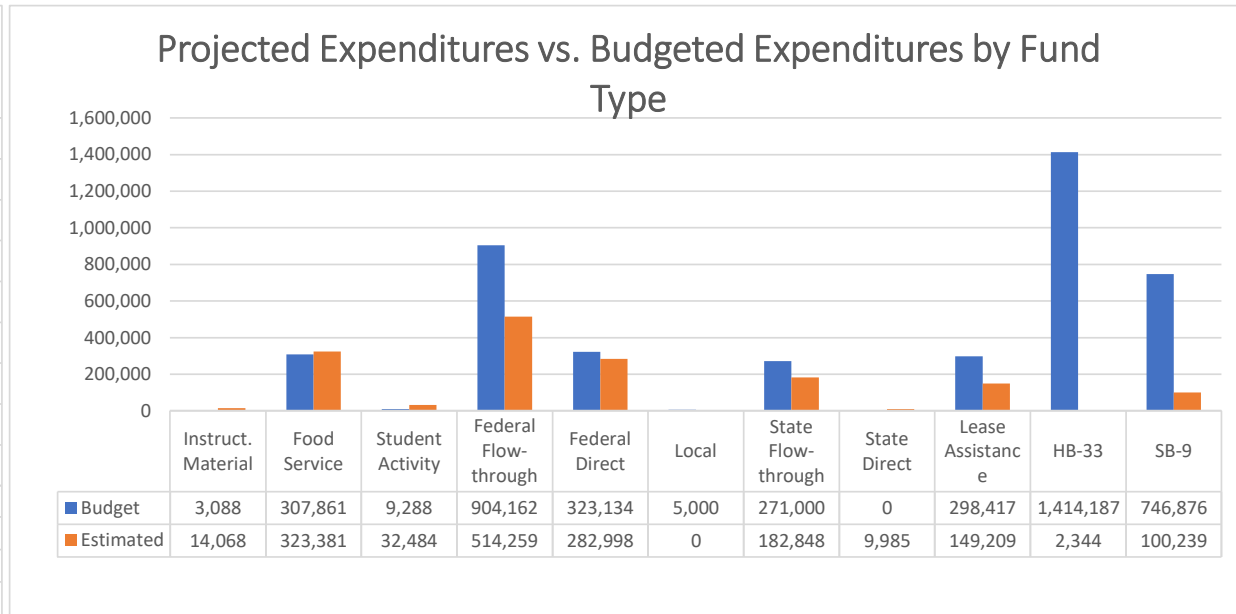
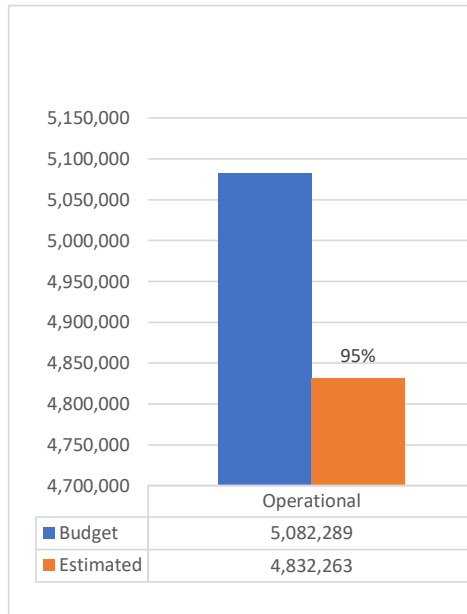
Fund	Description	Check Count	Expensed Amount
11000	Operational Fund	46	205,240.37
14000	Inst. Materials Fund	1	6,891.00
21000	Food Services Fund	8	1,578.27
23002	PreK Classroom	1	600.00
23004	Student Council	1	852.00
23007	Sunshine	1	21.89
23010	Admin Discretionary Account	6	1,962.96
23102	General Activities	2	3,950.00
24101	Title I - IASA	4	6,120.27
24106	IDEA-B Entitlement	5	1,034.23
24308	CRRSA, ESSER II	4	5,641.18
25205	Gear Up New Mexico Initiative	4	764.93
27149	PreK Initiative	6	4,388.25
27183	NM Grown FVV	1	3,555.00
28211	NM Schools Covid Testing	3	629.67
31200	Public School Capital Outlay	1	382.92
31700	Capital Improv. SB9	1	7,231.00
31701	Capital Improv. SB9 Local	1	29,020.00
Total Number of Checks		62	279,863.94
Less Unpaid Tax Liability			.00
Net (Check Amount)			279,863.94

The preceding Checks have been issued in accordance with the District's Policy and authorization of the Board of Trustees. It is recommended that the preceding Checks be approved.

Christine Duncan Heritage Academy

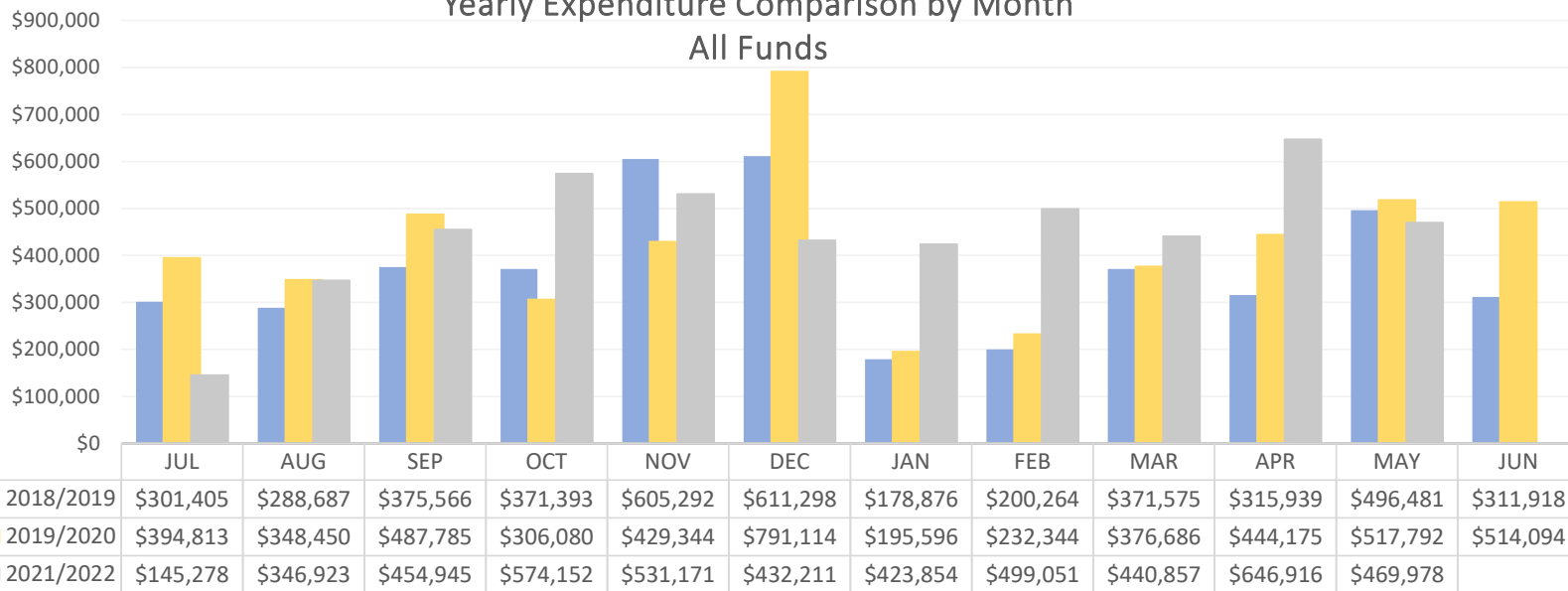
Expenditure Analytical Review

May 31, 2022



Yearly Expenditure Comparison by Month

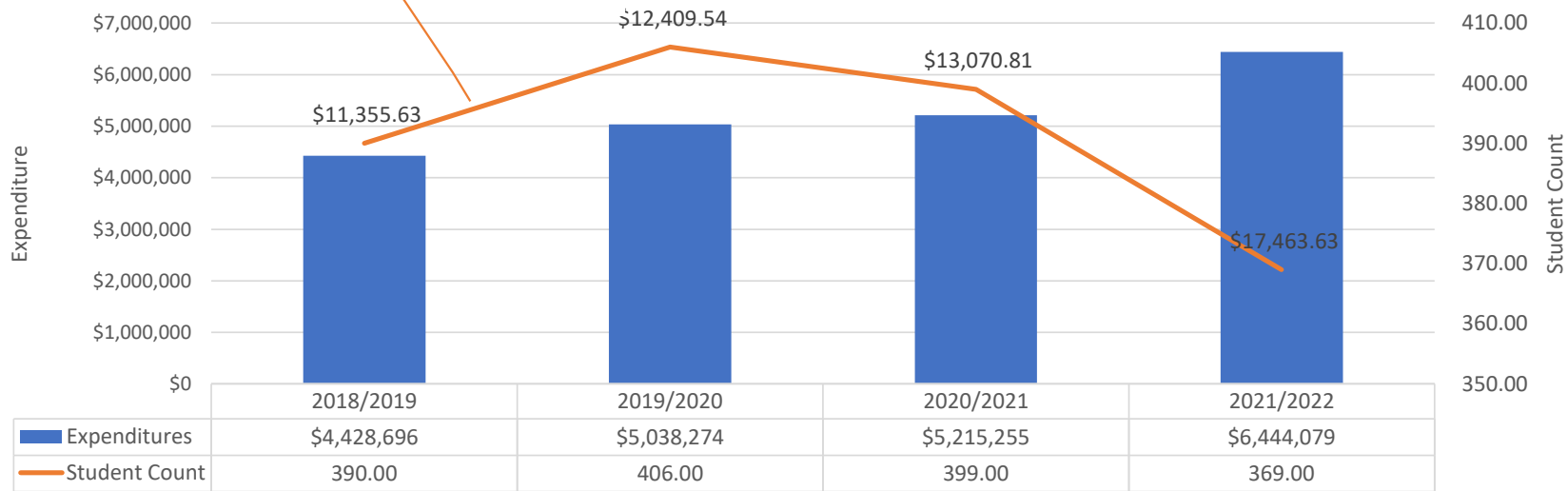
All Funds



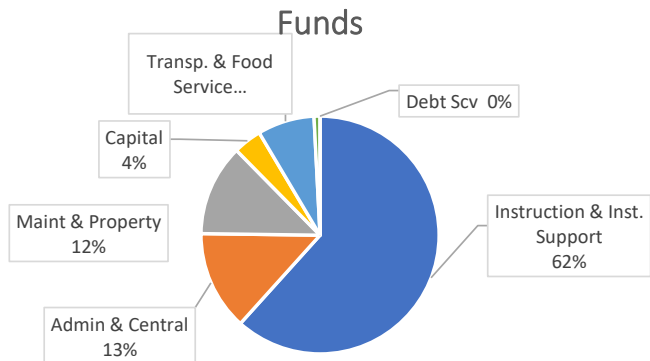
Spending Per Student

All Funds

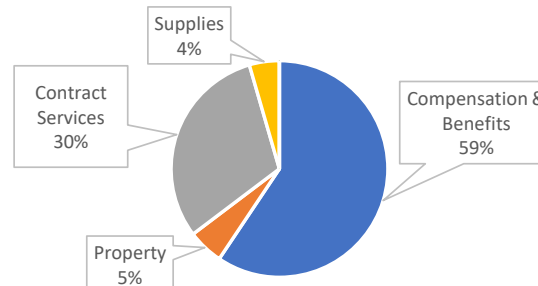
Note: amount per year indicates Spending Per Student



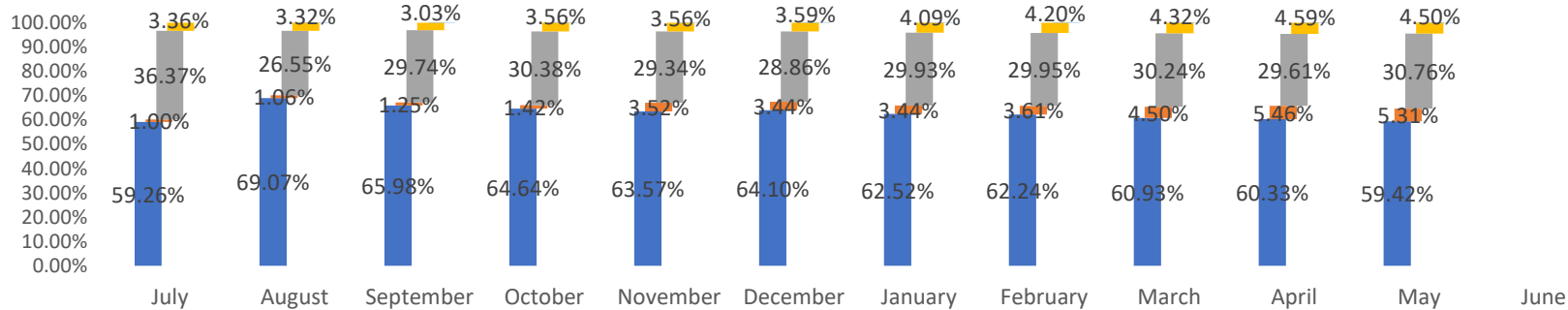
Estimated Expenditures by Function - All Funds



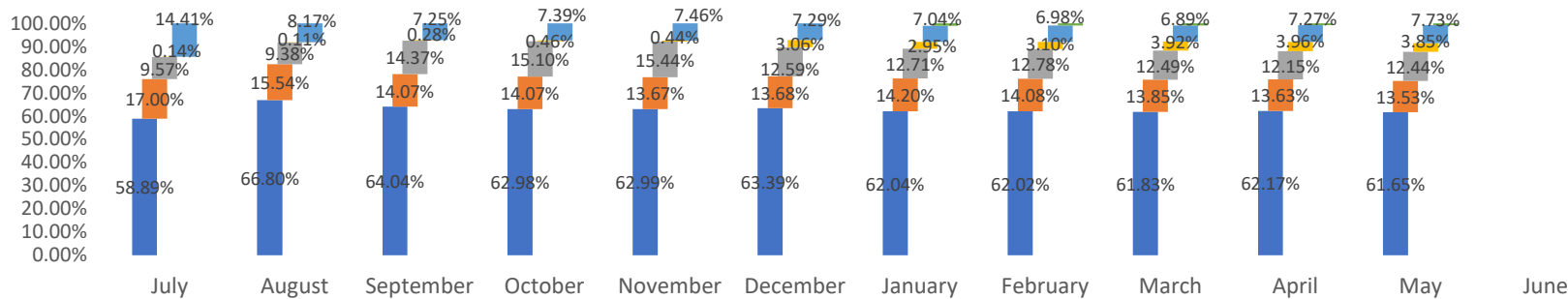
Estimated Expenditures by Object - All Funds



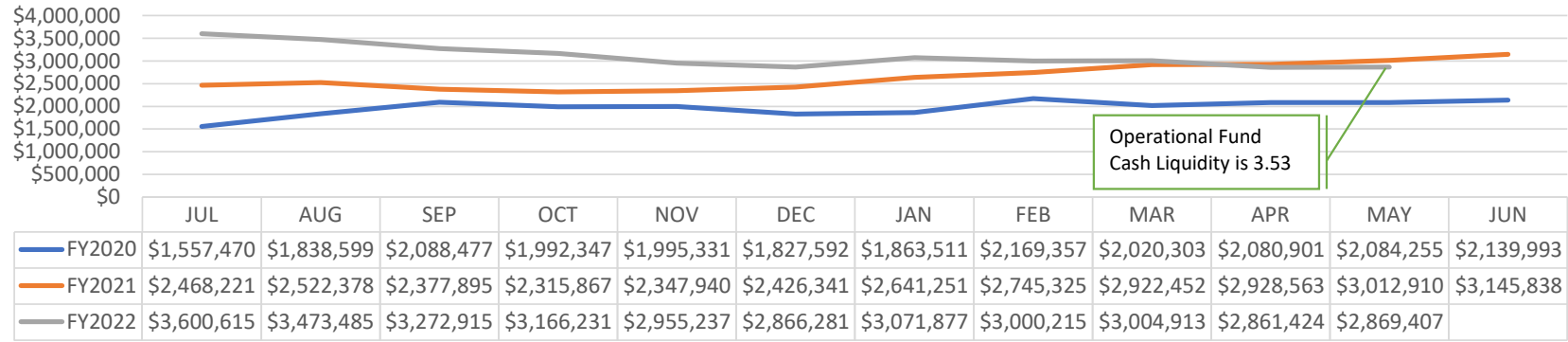
Object Code Change in Percentage by Month (All Funds - Exp & Encumbrance)



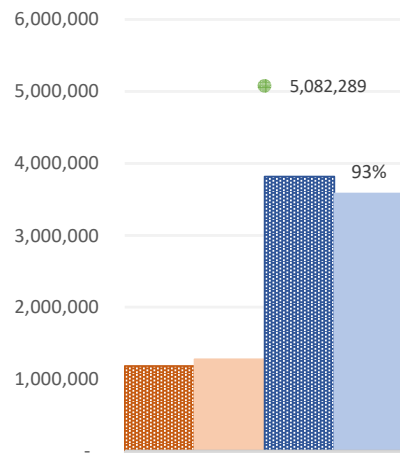
Function Code Change in Percentage by Month (All Funds - Exp & Encumbrance)



Monthly Cash Balance All Funds

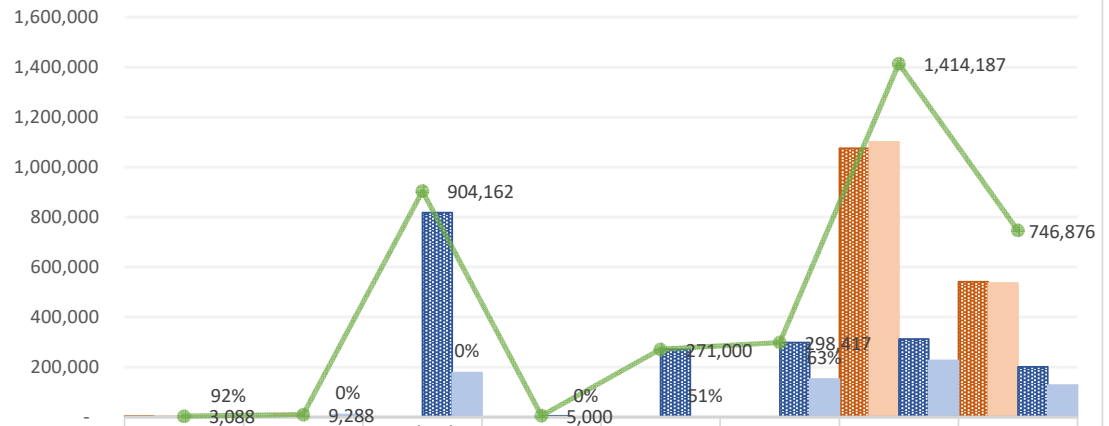


(Operational Fund Only)



FB Budget	1,180,953
FB	1,278,303
Revenue Budget	3,815,367
YTD Revenue	3,579,671
Total Budget	5,082,289

Current Year Revenue vs. Budgeted Revenue & Beg Fund Balance vs. Budgeted Fund Balance



FB Budget	3,088	-	-	-	-	1,075,532	541,296
FB	3,088	9,288	-	-	-	1,101,652	536,779
Revenue Budget	-	-	817,696	5,000	271,000	298,417	312,535
Current Revenue	-	9,822	178,281	-	-	151,794	226,506
Total Budget	3,088	9,288	904,162	5,000	271,000	298,417	1,414,187

Analyzed Business Checking - PF

Account number: [REDACTED] 4409 ■ May 1, 2022 - May 31, 2022 ■ Page 1 of 3



CHRISTINE DUNCAN'S HERITAGE ACADEMY
1900 ATRISCO DR NW
ALBUQUERQUE NM 87120-1146

Questions?

Call your Customer Service Officer or Client Services
1-800-AT WELLS (1-800-289-3557)
5:00 AM TO 6:00 PM Pacific Time Monday - Friday

Online: wellsfargo.com

Write: Wells Fargo Bank, N.A. (585)
P.O. Box 6995
Portland, OR 97228-6995

Account summary

Analyzed Business Checking - PF

Account number	Beginning balance	Total credits	Total debits	Ending balance
[REDACTED] 4409	\$2,914,231.85	\$502,897.88	-\$542,291.28	\$2,874,838.45

Credits

Electronic deposits/bank credits

Effective date	Posted date	Amount	Transaction detail
	05/03	194.93	Post Verify Deposit
	05/04	12,797.30	State of NEW Mex Vndr Pymt Nmap0001372191 USDA January 2022 Sso Adj #1 USDA January 2022 Ss
	05/09	20.00	Post Verify Deposit
	05/12	319,498.40	APS Payments Christine Dncn Christine Duncan Ha Cs
	05/16	16,032.80	State of NM Earlychild Nmap0001379811 Christine Duncan's Her
	05/17	110,389.59	Post Verify Deposit
	05/18	20.00	Post Verify Deposit
	05/20	352.53	Sandoval County ACH Paymen 702093 April 2022 Distribution Sb-9
	05/20	670.03	Sandoval County ACH Paymen 700637 April 2022 Distribution Hb-33
	05/20	39,550.81	Bernalillo Count Distr_Pymt Christine Duncans Heri
	05/24	3,371.49	State of NEW Mex Vndr Pymt Nmap0001386456 CD.Rfr.2022.03 Gearup-CD.Rfr.2022.03
		\$502,897.88	Total electronic deposits/bank credits
		\$502,897.88	Total credits

Debits

Electronic debits/bank debits

Effective date	Posted date	Amount	Transaction detail
	05/03	25,854.04	WT Seq185049 State of NEW Mexico /Bnf=Nmpsia Srf# 2022 04 Nmpsia Trn#220503185049 Rfb# 78
	05/06	9,672.08	WT Seq#84603 State of NEW Mexico /Bnf=NM Rehtiree Healthcare Srf# Rhc 2022 04 Trn#220506084603 Rfb# 79

Electronic debits/bank debits (continued)

<i>Effective date</i>	<i>Posted date</i>	<i>Amount</i>	<i>Transaction detail</i>
	05/09	82,146.85 <	Business to Business ACH Debit - Nmerb Web Pay 220506 02353 Christine Duncan Herit
	05/11	313.69	Client Analysis Srv Chrg 220510 Svc Chge 0422 000009790384409
	05/12	80,481.94	ACH Prep Origintn - Christine Duncan - File 7878782339 Coid 1205009183
	05/13	21,805.04 <	Business to Business ACH Debit - IRS Usatxpymt 051322 270253350081896 Christine Duncans Heri
	05/17	285.48 <	Business to Business ACH Debit - AFLAC Insurance 051322 L7U96753605 Christine Duncans
	05/19	1,313.28 <	Business to Business ACH Debit - AFLAC Insurance 051722 L7U96134027 Christine Duncans
	05/19	8,516.69 <	Business to Business ACH Debit - Tax_Rev_Wwt_Ecks Trd Pmnt 220517 46411904 Christine Duncan Herit
	05/25	87,606.33	ACH Prep Origintn - Christine Duncan - File 7878782339 Coid 1205009183
	05/27	23,422.39 <	Business to Business ACH Debit - IRS Usatxpymt 052722 270254745619705 Christine Duncans Heri
		\$341,417.81	Total electronic debits/bank debits

< *Business to Business ACH: If this is a business account, this transaction has a return time frame of one business day from post date. This time frame does not apply to consumer accounts.*

Checks paid

<i>Number</i>	<i>Amount</i>	<i>Date</i>	<i>Number</i>	<i>Amount</i>	<i>Date</i>	<i>Number</i>	<i>Amount</i>	<i>Date</i>
13441	75.00	05/04	13509	280.48	05/10	13535*	1,800.00	05/31
13449*	2,280.27	05/13	13510	494.38	05/11	13536	1,930.57	05/25
13454*	68.75	05/16	13511	852.00	05/10	13537	721.54	05/23
13473*	1,755.00	05/10	13512	514.58	05/16	13539*	1,475.35	05/27
13485*	1,360.32	05/03	13513	300.00	05/17	13540	707.44	05/24
13490*	1,431.68	05/06	13514	3,555.00	05/24	13541	112.30	05/23
13491	329.02	05/10	13515	600.00	05/31	13542	2,250.00	05/25
13492	36,999.00	05/03	13516	7,551.60	05/20	13543	200.00	05/27
13493	225.00	05/03	13517	175.00	05/16	13544	64.69	05/24
13494	1,050.00	05/05	13518	138.46	05/23	13545	6,891.00	05/20
13495	183.92	05/05	13519	90.00	05/16	13546	7,231.00	05/25
13496	118.92	05/02	13521*	5,381.09	05/17	13547	32.62	05/23
13497	532.95	05/05	13522	256.28	05/18	13548	2,970.89	05/23
13498	5,103.56	05/10	13523	139.67	05/18	13549	219.22	05/26
13500*	130.50	05/02	13524	560.96	05/17	13550	200.00	05/27
13502*	219.22	05/03	13525	938.10	05/16	13551	46.11	05/24
13503	12,915.33	05/17	13526	260.00	05/23	13553*	280.48	05/31
13504	2,696.88	05/10	13527	575.00	05/18	13558*	185.55	05/31
13505	3,141.53	05/09	13528	154.76	05/17	13559	47.24	05/31
13506	35,000.00	05/16	13529	2,000.00	05/18	13561*	3,127.96	05/31
13507	473.06	05/10	13530	154.91	05/17	13562	9,743.03	05/27
13508	29,020.00	05/16	13532*	219.22	05/17	13563	335.08	05/27
		\$200,873.47	Total checks paid					

* *Gap in check sequence.*

\$542,291.28 Total debits



Daily ledger balance summary

<i>Date</i>	<i>Balance</i>	<i>Date</i>	<i>Balance</i>	<i>Date</i>	<i>Balance</i>
04/30	2,914,231.85	05/11	2,751,805.00	05/20	3,020,730.21
05/02	2,913,982.43	05/12	2,990,821.46	05/23	3,016,494.40
05/03	2,849,519.78	05/13	2,966,736.15	05/24	3,015,492.65
05/04	2,862,242.08	05/16	2,916,962.52	05/25	2,916,474.75
05/05	2,860,475.21	05/17	3,007,380.36	05/26	2,916,255.53
05/06	2,849,371.45	05/18	3,004,429.41	05/27	2,880,879.68
05/09	2,764,103.07	05/19	2,994,599.44	05/31	2,874,838.45
05/10	2,752,613.07				
Average daily ledger balance		\$2,914,733.98			

Statement Date 05/31/2022

Cash Object 11010

Status Posted

Journal Entry # CA22-00024

Bank Statement Ending Balance	2,874,838.45	Service Charge	313.69
Less: Uncleared Payments	5,431.79	Interest Earned	0.00
Add: Uncleared Deposits	0.00		
Add: Uncleared Other	0.00	Cleared Payments	542,749.04
Adjusted Bank Balance	2,869,406.66	Cleared Deposits	502,897.88
System Cash Balance	2,869,406.66	Cleared Other	457.76
Add: Unposted Charges and Interest	0.00		
Revised System Cash Balance	2,869,406.66	Submitted By	JYAMAT, 06/03/2022
Difference	0.00	Posted By	BRUNYAN, 06/06/2022

Uncleared Payments

Issued	Check #	Check Amount	Pay To Name	Vendor ID	Emp ID	Bank Acct
08/26/21	Batch 08/26/2021	5.00				130MAIN
10/01/21	13057(*)		Albuquerque Publishing Company	000024		130MAIN
12/23/21	13252(*)		NM Child Supp Enforc Agency	901001		130MAIN
02/25/22	13381(*)		Metropolitan Life Insurance	901002		130MAIN
04/07/22	13453	88.00	Concepcion Beltran	CONBEL		130MAIN
04/07/22	13459	710.00	The Graduation Place	010063		130MAIN
04/28/22	13499	1,079.08	Sandia Office Supply	000500		130MAIN
05/11/22	13520	17.96	Maestas, Melissa	010136		130MAIN
05/18/22	13538	2,150.00	New Mexico Association for Bilingual Educ	000191		130MAIN
05/25/22	13552	62.90	ABCWUA	000221		130MAIN
05/25/22	13554	235.00	Crystal Springs	010183		130MAIN
05/25/22	13555	587.34	Crystal Springs	010183		130MAIN
05/25/22	13556	87.03	Fiber Platform, LLC	UPN		130MAIN
05/25/22	13557	62.97	Maestas, Melissa	010136		130MAIN
05/25/22	13560	127.29	Orkin Pest Control	000697		130MAIN
05/27/22	13565	219.22	NM Child Supp Enforc Agency	901001		130MAIN
		5,431.79	(*) Cancelled Payments	463.02		

Cleared Payments

Issued	Check #	Check Amount	Cleared Amount	Difference	Cleared	Pay To Name	Vendor ID	Emp ID	Bank Acct
01/07/22	13273	771.45	771.45		05/31/22	Elsa Aguirre		000247	130MAIN
04/01/22	13441	75.00	75.00		05/31/22	Albuquerque Charter School League	000744		130MAIN
04/01/22	13449	2,280.27	2,280.27		05/31/22	Quill Corporation	000214		130MAIN
04/07/22	13454	68.75	68.75		05/31/22	Crystal Springs	010183		130MAIN
04/20/22	13473	1,755.00	1,755.00		05/31/22	Agricultura Cooperative	AGRCCO		130MAIN
04/20/22	13485	1,360.32	1,360.32		05/31/22	Quill Corporation	000214		130MAIN

Selection Grouped by Org, Cash Object, Statement Date - Sorted by Item date, Item #, (Org = 130, Cash Object IN ('11010'), Bank Statement Date = 5/31/2022, Uncleared Only? = No)



Statement Date 05/31/2022

Cash Object 11010

Status Posted

Journal Entry # CA22-00024

Cleared Payments (continued)

Issued	Check #	Check Amount	Cleared Amount	Difference	Cleared	Pay To Name	Vendor ID	Emp ID	Bank Acct
04/28/22	13490	1,431.68	1,431.68		05/31/22	ABCWUA	000221		130MAIN
04/28/22	13491	329.02	329.02		05/31/22	Amaro's Carpet Cleaning	010114		130MAIN
04/28/22	13492	36,999.00	36,999.00		05/31/22	Association of Charter School Education Ser	010178		130MAIN
04/28/22	13493	225.00	225.00		05/31/22	Crystal Springs	010183		130MAIN
04/28/22	13494	1,050.00	1,050.00		05/31/22	Dual Language Education of NM	000156		130MAIN
04/28/22	13495	183.92	183.92		05/31/22	Jesus A Moncada	000111		130MAIN
04/28/22	13496	118.92	118.92		05/31/22	Maestas, Melissa	010136		130MAIN
04/28/22	13497	532.95	532.95		05/31/22	Mayra Moncada	MAYMON		130MAIN
04/28/22	13498	5,103.56	5,103.56		05/31/22	Rising Sun Technologies	010179		130MAIN
04/28/22	13500	130.50	130.50		05/31/22	Theresa Bustos	010132		130MAIN
04/29/22	13502	219.22	219.22		05/31/22	NM Child Supp Enforc Agency	901001		130MAIN
05/03/22	Batch 05/03/2022	25,854.04	25,854.04		05/31/22				130MAIN
05/05/22	13503	12,915.33	12,915.33		05/31/22	Association of Charter School Education Ser	000635		130MAIN
05/05/22	13504	2,696.88	2,696.88		05/31/22	DMH Law, LLC	010219		130MAIN
05/05/22	13505	3,141.53	3,141.53		05/31/22	PNM	000178		130MAIN
05/05/22	13506	35,000.00	35,000.00		05/31/22	Saylor Family Trust, LLC	000555		130MAIN
05/05/22	13507	473.06	473.06		05/31/22	Western State Fire Protection Co.	000577		130MAIN
05/05/22	13508	29,020.00	29,020.00		05/31/22	Education Technologies, Inc.	EDUTEC		130MAIN
05/05/22	13509	280.48	280.48		05/31/22	Amaro's Carpet Cleaning	010114		130MAIN
05/05/22	13510	494.38	494.38		05/31/22	Cooperative Educational Services	000070		130MAIN
05/05/22	13511	852.00	852.00		05/31/22	PSG Graphics	000496		130MAIN
05/05/22	13512	514.58	514.58		05/31/22	Saylor Family Trust, LLC	000555		130MAIN
05/06/22	13513	300.00	300.00		05/31/22	Metropolitan Life Insurance	901002		130MAIN
05/06/22	Batch 05/06/2022	91,818.93	91,818.93		05/31/22				130MAIN
05/11/22	13514	3,555.00	3,555.00		05/31/22	Agricultura Cooperative	AGRCCO		130MAIN
05/11/22	13515	600.00	600.00		05/31/22	Albert Sanchez Bus Company	000549		130MAIN
05/11/22	13516	7,551.60	7,551.60		05/31/22	Bilingual Interventions LLC	BILINT		130MAIN
05/11/22	13517	175.00	175.00		05/31/22	Crystal Springs	010183		130MAIN
05/11/22	13518	138.46	138.46		05/31/22	Julie Weeks	010144		130MAIN
05/11/22	13519	90.00	90.00		05/31/22	Litzia Gonzalez-Rios	LITGON		130MAIN
05/11/22	13521	5,381.09	5,381.09		05/31/22	The Stepping Stones Group LLC	STESTO		130MAIN
05/11/22	13522	256.28	256.28		05/31/22	Theresa Bustos	010132		130MAIN
05/11/22	13523	139.67	139.67		05/31/22	Veronica Vigil	010191		130MAIN
05/11/22	13524	560.96	560.96		05/31/22	Amaro's Carpet Cleaning	010114		130MAIN
05/11/22	13525	938.10	938.10		05/31/22	De Lage Landen Financial Services	000411		130MAIN

Selection Grouped by Org, Cash Object, Statement Date - Sorted by Item date, Item #, (Org = 130, Cash Object IN ('11010'), Bank Statement Date = 5/31/2022, Uncleared Only? = No)

Statement Date 05/31/2022

Cash Object 11010

Status Posted

Journal Entry # CA22-00024

Cleared Payments (continued)

Issued	Check #	Check Amount	Cleared Amount	Difference	Cleared	Pay To Name	Vendor ID	Emp ID	Bank Acct
05/11/22	13526	260.00	260.00		05/31/22	Marcia Lee Unnever, Kids Focus	000579		130MAIN
05/11/22	13527	575.00	575.00		05/31/22	PSG Graphics	000496		130MAIN
05/11/22	13528	154.76	154.76		05/31/22	Lakeshore Learning Materials	000533		130MAIN
05/11/22	13529	2,000.00	2,000.00		05/31/22	T-Mobile USA Inc	010181		130MAIN
05/11/22	13530	154.91	154.91		05/31/22	Verizon Wireless	000206		130MAIN
05/13/22	13531	21,805.04	21,805.04		05/31/22	EFTPS	900004		130MAIN
05/13/22	13532	219.22	219.22		05/31/22	NM Child Supp Enforc Agency	901001		130MAIN
05/13/22	13533	285.48	285.48		05/31/22	American Family Life	901012		130MAIN
05/13/22	Batch 05/13/2022	80,481.94	80,481.94		05/31/22				130MAIN
05/17/22	13534	1,313.28	1,313.28		05/31/22	American Family Life	901012		130MAIN
05/17/22	Batch 05/17/2022	8,516.69	8,516.69		05/31/22				130MAIN
05/18/22	13535	1,800.00	1,800.00		05/31/22	Albert Sanchez Bus Company	000549		130MAIN
05/18/22	13536	1,930.57	1,930.57		05/31/22	Association of Charter School Education Ser	000635		130MAIN
05/18/22	13537	721.54	721.54		05/31/22	Cooperative Educational Services	000070		130MAIN
05/18/22	13539	1,475.35	1,475.35		05/31/22	Positive Promotions	000021		130MAIN
05/18/22	13540	707.44	707.44		05/31/22	School Specialty	000460		130MAIN
05/18/22	13541	112.30	112.30		05/31/22	Veronica Vigil	010191		130MAIN
05/18/22	13542	2,250.00	2,250.00		05/31/22	Association of Charter School Education Ser	000635		130MAIN
05/18/22	13543	200.00	200.00		05/31/22	Marcia Lee Unnever, Kids Focus	000579		130MAIN
05/18/22	13544	64.69	64.69		05/31/22	Pitney Bowes Purchase Power	000760		130MAIN
05/18/22	13545	6,891.00	6,891.00		05/31/22	Rising Sun Technologies	010179		130MAIN
05/18/22	13546	7,231.00	7,231.00		05/31/22	School Equipment, Inc.	010115		130MAIN
05/18/22	13547	32.62	32.62		05/31/22	Theresa Bustos	010132		130MAIN
05/18/22	13548	2,970.89	2,970.89		05/31/22	Western State Fire Protection Co.	000577		130MAIN
05/18/22	13551	46.11	46.11		05/31/22	Susana Corpus		000238	130MAIN
05/19/22	13549	219.22	219.22		05/31/22	NM Child Supp Enforc Agency	901001		130MAIN
05/19/22	13550	200.00	200.00		05/31/22	Metropolitan Life Insurance	901002		130MAIN
05/25/22	13553	280.48	280.48		05/31/22	Amaro's Carpet Cleaning	010114		130MAIN
05/25/22	13558	185.55	185.55		05/31/22	Meza, Julio	010051		130MAIN
05/25/22	13559	47.24	47.24		05/31/22	NM Gas Company	000558		130MAIN
05/25/22	13561	3,127.96	3,127.96		05/31/22	PNM	000178		130MAIN
05/25/22	13562	9,743.03	9,743.03		05/31/22	Rising Sun Technologies	010179		130MAIN
05/25/22	13563	335.08	335.08		05/31/22	Sandia Office Supply	000500		130MAIN
05/27/22	13564	23,422.39	23,422.39		05/31/22	EFTPS	900004		130MAIN
05/27/22	Batch 05/27/2022	87,606.33	87,606.33		05/31/22				130MAIN

Selection Grouped by Org, Cash Object, Statement Date - Sorted by Item date, Item #, (Org = 130, Cash Object IN ('11010'), Bank Statement Date = 5/31/2022, Uncleared Only? = No)



Statement Date 05/31/2022

Cash Object 11010

Status Posted

Journal Entry # CA22-00024

542,749.04 542,749.04 (*) Cancelled Payments 463.02

Cleared Deposits

Deposited	Deposit #	Deposit Amount	Cleared Amount	Difference	Cleared	Bank Acct
05/03/22	Batch 05/03/2022	194.93	194.93		05/31/22	130MAIN
05/04/22	Batch 05/04/2022	12,797.30	12,797.30		05/31/22	130MAIN
05/09/22	Batch 05/09/2022	20.00	20.00		05/31/22	130MAIN
05/12/22	Batch 05/12/2022	319,498.40	319,498.40		05/31/22	130MAIN
05/16/22	Batch 05/16/2022	16,032.80	16,032.80		05/31/22	130MAIN
05/17/22	Batch 05/17/2022	110,389.59	110,389.59		05/31/22	130MAIN
05/18/22	Batch 05/18/2022	20.00	20.00		05/31/22	130MAIN
05/20/22	Batch 05/20/2022	40,573.37	40,573.37		05/31/22	130MAIN
05/24/22	Batch 05/24/2022	3,371.49	3,371.49		05/31/22	130MAIN
		502,897.88	502,897.88			

Cleared Other

Effective	JE #	Amount	Cleared Amount	Difference	Cleared	JE Comment	Bank Acct
05/17/22	CA22-00023	771.45	771.45		05/31/22		
05/31/22	CA22-00024	313.69-	313.69-		06/06/22		
		457.76	457.76				

As of 05/31/2022		Fiscal Year 2021/22 Actuals			
Resource	Beginning Balance	Revenue Activity	Expense Activity	Net Activity	Resulting Balance
Fund 11000 - Operational Fund	1,278,303.42	3,579,671.45	3,775,782.18	196,110.73-	1,082,192.69
Fund 14000 - Inst. Materials Fund	3,088.37	.00	11,381.00	11,381.00-	8,292.63-
Fund 21000 - Food Services Fund	100,547.14	241,726.15	260,685.37	18,959.22-	81,587.92
Fund 23000 - Non-Instruct. Fund	75.60	1,278.08	.00	1,278.08	1,353.68
Fund 23001 - Athletic	.00	4,166.90	.00	4,166.90	4,166.90
Fund 23002 - PreK Classroom	.00	.00	1,397.55	1,397.55-	1,397.55-
Fund 23003 - Chess Club	39.71	.00	.00	.00	39.71
Fund 23004 - Student Council	2,962.08	.00	2,256.00	2,256.00-	706.08
Fund 23005 - Yearbook	2,109.50	20.00	.00	20.00	2,129.50
Fund 23006 - Cheer	140.02	.00	.00	.00	140.02
Fund 23007 - Sunshine	181.43	418.44	21.89	396.55	577.98
Fund 23008 - Bilingual Seal	.00	456.00	.00	456.00	456.00
Fund 23010 - Admin Discretionary Account	882.02	4,109.73	3,584.59	525.14	1,407.16
Fund 23102 - General Activities	2,897.49	.00	2,164.94	2,164.94-	732.55
Fund 24101 - Title I - IASA	52,876.58-	150,732.26	170,147.13	19,414.87-	72,291.45-
Fund 24106 - IDEA-B Entitlement	61,522.49-	123,907.96	60,111.76	63,796.20	2,273.71
Fund 24118 - Fresh Fruit & Vegetables	7,686.63-	419.42	.00	419.42	7,267.21-
Fund 24146 - Charter Schools	134,065.89-	134,065.89	.00	134,065.89	.00
Fund 24153 - English Language Acquisition	229.00	.00	237.00	237.00-	8.00-
Fund 24154 - Teach./Princ. Train & Recruit	16,159.00-	19,144.00	9,460.00	9,684.00	6,475.00-
Fund 24301 - CARES Act	31,791.99-	31,791.99	.00	31,791.99	.00
Fund 24305 - GEERF	700.00-	700.00	.00	700.00	.00
Fund 24307 - CARES Act SEL	6,844.85-	6,844.85	.00	6,844.85	.00
Fund 24308 - CRRSA, ESSER II	.00	8,717.86	133,204.03	124,486.17-	124,486.17-
Fund 24312 - CRRSA Retention Stipends					

Selection Grouped by Fund - Sorted by Resource, (Org = 130, As of Date = 5/31/2022, Actuals = Y, Enc = N, SACS Fund = N, SACS Rsrc = N, SACS = N, Restricted Accts = Y)

SCHOOLABILITY

Page 1 of 2

As of 05/31/2022		Fiscal Year 2021/22 Actuals			
Resource	Beginning Balance	Revenue Activity	Expense Activity	Net Activity	Resulting Balance
Fund 24312 - CRRSA Retention Stipends	.00	1,800.00	1,800.00	.00	.00
Fund 24316 - Air Quality Relief Fund	.00	4,118.00	4,259.00	141.00-	141.00-
Fund 25153 - Title XIX MEDICAID 3/21 Years	39,431.00	20,321.84	51,654.59	31,332.75-	8,098.25
Fund 25171 - Child & Adult Food Program	64,519.94	162,560.34	132,341.50	30,218.84	94,738.78
Fund 25205 - Gear Up New Mexico Initiative	51,951.92-	70,482.49	35,259.19	35,223.30	16,728.62-
Fund 26177 - Elementry & Mid Sch Initiative	2,320.34-	2,260.00	.00	2,260.00	60.34-
Fund 27109 - Instructional Materials- GAA	3,500.58	.00	.00	.00	3,500.58
Fund 27149 - PreK Initiative	85,038.20-	85,038.20	127,874.75	42,836.55-	127,874.75-
Fund 27183 - NM Grown FVV	1,318.50-	1,318.50	5,310.00	3,991.50-	5,310.00-
Fund 28211 - NM Schools Covid Testing	.00	24,000.00	6,656.88	17,343.12	17,343.12
Fund 31200 - Public School Capital Outlay	151,793.50-	151,793.50	96,810.99	54,982.51	96,810.99-
Fund 31600 - Capital Improv. HB 33	1,101,652.27	234,437.98	2,344.37	232,093.61	1,333,745.88
Fund 31700 - Capital Improv. SB9	8,841.17-	8,841.17	32,912.08	24,070.91-	32,912.08-
Fund 31701 - Capital Improv. SB9 Local	535,766.40	120,180.25	35,959.60	84,220.65	619,987.05
Fund 31703 - SB9 State Match Cash	9,854.00	11,226.00	1,719.00	9,507.00	19,361.00
Total for Org	2,533,268.91	5,206,549.25	4,965,335.39	241,213.86	2,774,482.77

Balances through 05/31/2022						Fiscal Year 2021/22
Funds- Func- Obj ct - Pr gm- Locat n- JbCl - Opt nl	Description	Adopted Budget	Revised Budget	Encumbered	Expenditure	Account Balance
Funds 11000 - Operational, Func 0000 - NoFunctionCode						
11000- 0000- 53711- 1010- 001118- 0000- 00000	Other Charges			41,328.48	10,207.12	51,535.60-
Total for Func 0000 and Expense accounts		.00	.00	41,328.48	10,207.12	51,535.60-
Funds 11000 - Operational, Func 1000 - Instruction						
11000- 1000- 51100- 0000- 001118- 1611- 00000	SalariesExpense,SubsSickL		31,724.00	4,615.44	28,237.30	1,128.74-
11000- 1000- 51100- 1010- 001118- 1411- 00000	SalariesExpense,Teachers	525,331.00	525,331.00	120,131.73	413,234.71	8,035.44-
11000- 1000- 51100- 1010- 001118- 1413- 00000	SalariesExpense,TeachersE	104,169.00	104,683.00	9,651.24	37,671.07	57,360.69
11000- 1000- 51100- 1010- 001118- 1711- 00000	SalariesExpense,InstAsst1	22,712.00	22,712.00			22,712.00
11000- 1000- 51100- 1010- 001118- 1713- 00000	SalariesExpense,InstAsst-	73,461.00	73,824.00	16,885.02	55,920.27	1,018.71
11000- 1000- 51100- 2000- 001118- 1412- 00000	SalariesExpense,Teachers	226,795.00	284,185.00	49,965.86	196,522.90	37,696.24
11000- 1000- 51100- 2000- 001118- 1712- 00000	SalariesExpense,InstAsstS			3,213.46	6,962.54	10,176.00-
11000- 1000- 51100- 4010- 001118- 1413- 00000	SalariesExpense,TeachersE	93,094.00	93,094.00	21,399.78	71,332.60	361.62
11000- 1000- 51100- 4010- 001118- 1416- 00000	SalariesExpense,TeachersO	321,417.00	405,527.00	107,229.48	339,605.45	41,307.93-
11000- 1000- 51100- 4025- 001118- 1412- 00000	SalariesExpense,Teachers	106,029.00	160,546.00	38,016.81	122,529.05	.14
11000- 1000- 51200- 1010- 001118- 1713- 00000	OvertimeExpense,InstAsst-				269.89	269.89-
11000- 1000- 51200- 2000- 001118- 1712- 00000	OvertimeExpense,InstAsstS				93.56	93.56-
11000- 1000- 51300- 1010- 001118- 1411- 00000	AddtnlCompenstn,Teachers	27,000.00	27,000.00	4,918.20	51,420.32	29,338.52-
11000- 1000- 51300- 1010- 001118- 1413- 00000	AddtnlCompenstn,TeachersE				1,184.50	1,184.50-
11000- 1000- 51300- 1010- 001118- 1621- 00000	AddtnlCompenstn,Sum/After				9,916.23	9,916.23-
11000- 1000- 51300- 1010- 001118- 1711- 00000	AddtnlCompenstn,InstAsst1		824.00		3,432.48	2,608.48-
11000- 1000- 51300- 1010- 001118- 1713- 00000	AddtnlCompenstn,InstAsst-		27.00		136.50	109.50-
11000- 1000- 51300- 2000- 001118- 1412- 00000	AddtnlCompenstn,Teachers	4,500.00			1,660.00	1,660.00-
11000- 1000- 51300- 4010- 001118- 1411- 00000	AddtnlCompenstn,Teachers	18,000.00	22,961.00	10,678.68	40,184.01	27,901.69-
11000- 1000- 51300- 4010- 001118- 1413- 00000	AddtnlCompenstn,TeachersE				749.59	749.59-
11000- 1000- 51300- 4010- 001118- 1416- 00000	AddtnlCompenstn,TeachersO	24,000.00	36,663.00	7,268.94	29,724.81	330.75-
11000- 1000- 51300- 4025- 001118- 1412- 00000	AddtnlCompenstn,Teachers				400.01	400.01-
11000- 1000- 51300- 4030- 001118- 1411- 00000	AddtnlCompenstn,Teachers				1,000.00	1,000.00-
11000- 1000- 51300- 4040- 001118- 0000- 00000	AddtnlCompenstn,NoJobClas		60,000.00			60,000.00
11000- 1000- 51300- 4040- 001118- 1411- 00000	AddtnlCompenstn,Teachers		54,945.00		150,899.65	95,954.65-
11000- 1000- 51300- 4040- 001118- 1711- 00000	AddtnlCompenstn,InstAsst1		25,424.00		28,853.01	3,429.01-
11000- 1000- 51300- 9000- 001118- 1618- 00000	AddtnlCompenstn,Athletics		1,500.00		1,500.00	
11000- 1000- 51300- 9000- 001118- 1621- 00000	AddtnlCompenstn,Sum/After		15,000.00		11,910.00	3,090.00
11000- 1000- 52111- 0000- 001118- 0000- 00000	EducRetirement		3,771.00	699.24	4,151.78	1,080.02-
11000- 1000- 52111- 1010- 001118- 0000- 00000	EducRetirement	113,995.00	113,743.00	22,965.29	82,889.30	7,888.41
11000- 1000- 52111- 2000- 001118- 0000- 00000	EducRetirement	34,999.00	43,054.00	8,056.66	31,093.65	3,903.69
11000- 1000- 52111- 4010- 001118- 0000- 00000	EducRetirement	68,541.00	84,519.00	22,206.35	71,359.11	9,046.46-
11000- 1000- 52111- 4025- 001118- 0000- 00000	EducRetirement	16,064.00	24,281.00	5,759.58	18,581.07	59.65-

Selection Grouped by Account Type, Filtered by User Permissions, (Org = 130, Online/Offline = N, Period = 11, UnPosted JEs? = N, Assets and Liabilities? = N, Restricted Accts? = Y, Object = 5, Obj Digits = 0, Page Break Lvl =)

Balances through 05/31/2022						Fiscal Year 2021/22
Funds- Func- Obj ct - Pr gm- Locat n- JbCl - Opt nl	Description	Adopted Budget	Revised Budget	Encumbered	Expenditure	Account Balance
Funds 11000 - Operational, Func 1000 - Instruction (continued)						
11000- 1000- 52111- 4040- 001118- 0000- 00000	EducRetirement		11,874.00		17,199.29	5,325.29-
11000- 1000- 52111- 9000- 001118- 0000- 00000	EducRetirement		3,200.00		2,031.64	1,168.36
11000- 1000- 52112- 0000- 001118- 0000- 00000	ERARetireeHlth		498.00	92.28	548.03	142.31-
11000- 1000- 52112- 1010- 001118- 0000- 00000	ERARetireeHlth	15,093.00	15,060.00	3,031.64	10,942.29	1,086.07
11000- 1000- 52112- 2000- 001118- 0000- 00000	ERARetireeHlth	4,628.00	5,684.00	1,063.58	4,104.79	515.63
11000- 1000- 52112- 4010- 001118- 0000- 00000	ERARetireeHlth	9,106.00	11,159.00	2,931.62	9,420.70	1,193.32-
11000- 1000- 52112- 4025- 001118- 0000- 00000	ERARetireeHlth	2,121.00	3,206.00	760.32	2,452.89	7.21-
11000- 1000- 52112- 4040- 001118- 0000- 00000	ERARetireeHlth		1,448.00		2,270.43	822.43-
11000- 1000- 52112- 9000- 001118- 0000- 00000	ERARetireeHlth		400.00		268.19	131.81
11000- 1000- 52210- 0000- 001118- 0000- 00000	FICA Payments		1,595.00	286.14	1,750.64	441.78-
11000- 1000- 52210- 1010- 001118- 0000- 00000	FICA Payments	46,767.00	46,767.00	9,128.53	35,329.80	2,308.67
11000- 1000- 52210- 2000- 001118- 0000- 00000	FICA Payments	14,342.00	14,988.00	2,366.06	9,727.29	2,894.65
11000- 1000- 52210- 4010- 001118- 0000- 00000	FICA Payments	28,214.00	34,490.00	8,459.68	29,549.57	3,519.25-
11000- 1000- 52210- 4025- 001118- 0000- 00000	FICA Payments	6,575.00	9,954.00	1,417.08	7,030.76	1,506.16
11000- 1000- 52210- 4030- 001118- 0000- 00000	FICA Payments				61.99	61.99-
11000- 1000- 52210- 4040- 001118- 0000- 00000	FICA Payments		8,347.00		10,853.38	2,506.38-
11000- 1000- 52210- 9000- 001118- 0000- 00000	FICA Payments				831.47	831.47-
11000- 1000- 52220- 0000- 001118- 0000- 00000	MedicarePaymnts		373.00	66.90	409.45	103.35-
11000- 1000- 52220- 1010- 001118- 0000- 00000	MedicarePaymnts	10,949.00	10,949.00	2,134.86	8,262.60	551.54
11000- 1000- 52220- 2000- 001118- 0000- 00000	MedicarePaymnts	3,356.00	3,506.00	553.42	2,275.09	677.49
11000- 1000- 52220- 4010- 001118- 0000- 00000	MedicarePaymnts	6,608.00	8,067.00	1,978.45	6,910.55	822.00-
11000- 1000- 52220- 4025- 001118- 0000- 00000	MedicarePaymnts	1,538.00	2,328.00	331.44	1,644.24	352.32
11000- 1000- 52220- 4030- 001118- 0000- 00000	MedicarePaymnts				14.50	14.50-
11000- 1000- 52220- 4040- 001118- 0000- 00000	MedicarePaymnts		1,917.00		2,538.35	621.35-
11000- 1000- 52220- 9000- 001118- 0000- 00000	MedicarePaymnts				194.50	194.50-
11000- 1000- 52311- 0000- 001118- 0000- 00000	Hth&MedPremiums				8,684.34	8,684.34-
11000- 1000- 52311- 1010- 001118- 0000- 00000	Hth&MedPremiums	61,059.00	61,059.00	6,605.76	11,641.54	42,811.70
11000- 1000- 52311- 2000- 001118- 0000- 00000	Hth&MedPremiums	15,842.00	17,773.00		2,171.61	15,601.39
11000- 1000- 52311- 4010- 001118- 0000- 00000	Hth&MedPremiums	44,845.00	45,737.00	13,863.24	35,844.20	3,970.44-
11000- 1000- 52311- 4025- 001118- 0000- 00000	Hth&MedPremiums	9,924.00	9,924.00	2,481.00	9,117.44	1,674.44-
11000- 1000- 52312- 0000- 001118- 0000- 00000	Life		63.00		238.37	175.37-
11000- 1000- 52312- 1010- 001118- 0000- 00000	Life	969.00	1,077.00	236.70	713.68	126.62
11000- 1000- 52312- 2000- 001118- 0000- 00000	Life	228.00	306.00	73.64	210.40	21.96
11000- 1000- 52312- 4010- 001118- 0000- 00000	Life	456.00	624.00	170.40	458.09	4.49-
11000- 1000- 52312- 4025- 001118- 0000- 00000	Life	114.00	179.00	47.34	128.87	2.79
11000- 1000- 52313- 0000- 001118- 0000- 00000	Dental		29.00		435.99	406.99-

Selection Grouped by Account Type, Filtered by User Permissions, (Org = 130, Online/Offline = N, Period = 11, UnPosted JEs? = N, Assets and Liabilities? = N, Restricted Accts? = Y, Objct = 5, Obj Digits = 0, Page Break Lvl =)

Balances through 05/31/2022						Fiscal Year 2021/22
Funds- Func- Obj ct - Pr gm- Locat n- JbCl - Opt nl	Description	Adopted Budget	Revised Budget	Encumbered	Expenditure	Account Balance
Funds 11000 - Operational, Func 1000 - Instruction (continued)						
11000- 1000- 52313- 1010- 001118- 0000- 00000	Dental	3,395.00	3,395.00	546.36	1,845.34	1,003.30
11000- 1000- 52313- 2000- 001118- 0000- 00000	Dental	598.00	1,189.00	149.46	489.77	549.77
11000- 1000- 52313- 4010- 001118- 0000- 00000	Dental	1,608.00	25,664.00	598.74	1,608.26	23,457.00
11000- 1000- 52313- 4025- 001118- 0000- 00000	Dental	392.00	392.00	97.98	380.25	86.23-
11000- 1000- 52314- 0000- 001118- 0000- 00000	Vision		21.00		113.11	92.11-
11000- 1000- 52314- 1010- 001118- 0000- 00000	Vision	708.00	708.00	81.90	285.28	340.82
11000- 1000- 52314- 2000- 001118- 0000- 00000	Vision	122.00	24,178.00	30.18	98.94	24,048.88
11000- 1000- 52314- 4010- 001118- 0000- 00000	Vision	402.00	402.00	116.16	312.11	26.27-
11000- 1000- 52314- 4025- 001118- 0000- 00000	Vision	76.00	76.00	18.90	53.55	3.55
11000- 1000- 52315- 0000- 001118- 0000- 00000	Disability		25.00		265.91	240.91-
11000- 1000- 52315- 1010- 001118- 0000- 00000	Disability	947.00	947.00	145.65	374.99	426.36
11000- 1000- 52315- 2000- 001118- 0000- 00000	Disability	356.00	356.00	71.37	260.82	23.81
11000- 1000- 52315- 4010- 001118- 0000- 00000	Disability	691.00	691.00	144.36	302.82	243.82
11000- 1000- 52315- 4025- 001118- 0000- 00000	Disability	365.00	365.00	90.87	257.47	16.66
11000- 1000- 52500- 0000- 001118- 0000- 00000	UnemploymntComp		86.00	15.24	80.13	9.37-
11000- 1000- 52500- 1010- 001118- 0000- 00000	UnemploymntComp	1,530.00	1,530.00	189.00	1,252.97	88.03
11000- 1000- 52500- 2000- 001118- 0000- 00000	UnemploymntComp	360.00	428.00	40.01	282.25	105.74
11000- 1000- 52500- 4010- 001118- 0000- 00000	UnemploymntComp	720.00	1,175.00	140.32	1,115.54	80.86-
11000- 1000- 52500- 4025- 001118- 0000- 00000	UnemploymntComp	180.00	314.00	27.09	242.74	44.17
11000- 1000- 52500- 4030- 001118- 0000- 00000	UnemploymntComp				3.29	3.29-
11000- 1000- 52500- 4040- 001118- 0000- 00000	UnemploymntComp		95.00		343.71	248.71-
11000- 1000- 52500- 9000- 001118- 0000- 00000	UnemploymntComp				12.47	12.47-
11000- 1000- 52710- 0000- 001118- 0000- 00000	WorkersCompPrem				39.40	39.40-
11000- 1000- 52710- 1010- 001118- 0000- 00000	WorkersCompPrem	11,804.00	12,564.00		12,564.00	
11000- 1000- 52710- 2000- 001118- 0000- 00000	WorkersCompPrem	3,687.00	3,687.00		3,687.00	
11000- 1000- 52710- 4010- 001118- 0000- 00000	WorkersCompPrem	6,741.00	6,741.00		6,741.00	
11000- 1000- 52710- 4025- 001118- 0000- 00000	WorkersCompPrem	1,725.00	1,725.00		1,725.00	
11000- 1000- 52720- 0000- 001118- 0000- 00000	WorkrsCompERFee		10.00	2.30	6.90	.80
11000- 1000- 52720- 1010- 001118- 0000- 00000	WorkrsCompERFee	170.00	170.00	34.50	84.64	50.86
11000- 1000- 52720- 2000- 001118- 0000- 00000	WorkrsCompERFee	40.00	46.00	11.50	27.60	6.90
11000- 1000- 52720- 4010- 001118- 0000- 00000	WorkrsCompERFee	80.00	92.00	24.84	56.58	10.58
11000- 1000- 52720- 4025- 001118- 0000- 00000	WorkrsCompERFee	20.00	26.00	6.90	13.80	5.30
11000- 1000- 53330- 1010- 001118- 0000- 00000	ProfessDevelop	8,100.00	16,340.00	2,118.39	10,784.04	3,437.57
11000- 1000- 53330- 4010- 001118- 0000- 00000	ProfessDevelop				2,000.00	2,000.00-
11000- 1000- 53330- 4040- 001118- 0000- 00000	ProfessDevelop		3,339.00	3,338.88		.12
11000- 1000- 53711- 1010- 001118- 0000- 00000	Other Charges	500.00	2,150.00	3,252.60	12,918.84	14,021.44-

Selection Grouped by Account Type, Filtered by User Permissions, (Org = 130, Online/Offline = N, Period = 11, UnPosted JEs? = N, Assets and Liabilities? = N, Restricted Accts? = Y, Objct = 5, Obj Digits = 0, Page Break Lvl =)

Balances through 05/31/2022						Fiscal Year 2021/22
Funds- Func- Obj ct - Pr gm- Locat n- JbCl - Opt nl	Description	Adopted Budget	Revised Budget	Encumbered	Expenditure	Account Balance
Funds 11000 - Operational, Func 1000 - Instruction (continued)						
11000- 1000- 53711- 9000- 001118- 0000- 00000	Other Charges			175.00	1,150.00	1,325.00-
11000- 1000- 55817- 1010- 001118- 0000- 00000	Student Travel	2,000.00	2,000.00			2,000.00
11000- 1000- 55819- 1010- 001118- 0000- 00000	EmpTravTeachers	1,000.00	1,000.00			1,000.00
11000- 1000- 55915- 1010- 001118- 0000- 00000	OthContractSvcs	59,800.00	72,250.00	49,967.50	25,537.50	3,255.00-
11000- 1000- 56112- 1010- 001118- 0000- 00000	Other Textbooks	90,945.00	90,945.00	1,614.00	1,099.36	88,231.64
11000- 1000- 56113- 1010- 001118- 0000- 00000	Software	43,495.00	43,495.00	1,900.00	25,098.05	16,496.95
11000- 1000- 56118- 0000- 001118- 0000- 00000	GenSuppliesMats			74.99		74.99-
11000- 1000- 56118- 1010- 001118- 0000- 00000	GenSuppliesMats	35,000.00	64,850.00	26,837.00	35,032.60	2,980.40
11000- 1000- 57331- 1010- 001118- 0000- 00000	FixedAssets>\$5k	235,398.00	142,281.00			142,281.00
11000- 1000- 57331- 4030- 001118- 0000- 00000	FixedAssets>\$5k	338,328.00				
11000- 1000- 57331- 4040- 001118- 0000- 00000	FixedAssets>\$5k	102,251.00	50,940.00			50,940.00
11000- 1000- 57332- 1010- 001118- 0000- 00000	SupplAssets<\$5k	2,000.00	143,603.00	3,634.07	79,945.34	60,023.59
Total for Func 1000 and Expense accounts		3,018,375.00	3,268,210.00	607,237.90	2,278,185.69	382,786.41
Funds 11000 - Operational, Func 2100 - SuppSvcsStudnts						
11000- 2100- 51100- 0000- 001118- 1211- 00000	SalariesExpense,CoordSubS		75,481.00		10,984.64	64,496.36
11000- 2100- 51100- 4025- 001118- 1211- 00000	SalariesExpense,CoordSubS	62,000.00				
11000- 2100- 51100- 4025- 001118- 1214- 00000	SalariesExpense,Couns-Soc	51,271.00	51,525.00	11,890.20	39,634.00	.80
11000- 2100- 51300- 0000- 001118- 1211- 00000	AddtnlCompenstrn,CoordSubS		4,590.00		4,590.00	
11000- 2100- 51300- 0000- 001118- 1218- 00000	AddtnlCompenstrn,SchlStude		164.00		163.62	.38
11000- 2100- 52111- 0000- 001118- 0000- 00000	EducRetirement		11,460.00		2,384.34	9,075.66
11000- 2100- 52111- 4025- 001118- 0000- 00000	EducRetirement	17,161.00	7,806.00	1,801.38	6,004.60	.02
11000- 2100- 52112- 0000- 001118- 0000- 00000	ERARetireeHlth		1,513.00		314.75	1,198.25
11000- 2100- 52112- 4025- 001118- 0000- 00000	ERARetireeHlth	2,266.00	1,031.00	237.78	792.60	.62
11000- 2100- 52210- 0000- 001118- 0000- 00000	FICA Payments		4,703.00		988.16	3,714.84
11000- 2100- 52210- 4025- 001118- 0000- 00000	FICA Payments	7,023.00	3,195.00	652.88	2,421.63	120.49
11000- 2100- 52220- 0000- 001118- 0000- 00000	MedicarePaymnts		1,100.00		231.10	868.90
11000- 2100- 52220- 4025- 001118- 0000- 00000	MedicarePaymnts	1,643.00	747.00	152.71	566.27	28.02
11000- 2100- 52311- 0000- 001118- 0000- 00000	Hth&MedPremiums		4,890.00		1,215.85	3,674.15
11000- 2100- 52311- 4025- 001118- 0000- 00000	Hth&MedPremiums	19,078.00	8,078.00	1,461.00	3,913.11	2,703.89
11000- 2100- 52312- 0000- 001118- 0000- 00000	Life		66.00		13.15	52.85
11000- 2100- 52312- 4025- 001118- 0000- 00000	Life	114.00	61.00	15.78	42.08	3.14
11000- 2100- 52313- 0000- 001118- 0000- 00000	Dental		108.00		35.75	72.25
11000- 2100- 52313- 4025- 001118- 0000- 00000	Dental	515.00	198.00	51.48	145.86	.66
11000- 2100- 52314- 0000- 001118- 0000- 00000	Vision		47.00		12.53	34.47
11000- 2100- 52314- 4025- 001118- 0000- 00000	Vision	148.00	44.00	11.28	31.96	.76
11000- 2100- 52315- 0000- 001118- 0000- 00000	Disability				4.89	4.89-

Selection Grouped by Account Type, Filtered by User Permissions, (Org = 130, Online/Offline = N, Period = 11, UnPosted JEs? = N, Assets and Liabilities? = N, Restricted Accts? = Y, Objct = 5, Obj Digits = 0, Page Break Lvl =)

Balances through 05/31/2022						Fiscal Year 2021/22
Funds- Func- Obj ct - Pr gm- Locat n- JbCl - Opt nl	Description	Adopted Budget	Revised Budget	Encumbered	Expenditure	Account Balance
Funds 11000 - Operational, Func 2100 - SuppSvcsStudnts (continued)						
11000- 2100- 52315- 4025- 001118- 0000- 00000	Disability	464.00	169.00	43.95	124.53	.52
11000- 2100- 52500- 0000- 001118- 0000- 00000	UnemploymntComp		90.00		.87	89.13
11000- 2100- 52500- 4025- 001118- 0000- 00000	UnemploymntComp	180.00	180.00	18.52	71.94	89.54
11000- 2100- 52710- 0000- 001118- 0000- 00000	WorkersCompPrem				2.00	2.00-
11000- 2100- 52710- 4025- 001118- 0000- 00000	WorkersCompPrem	1,842.00	1,842.00		1,842.00	
11000- 2100- 52720- 0000- 001118- 0000- 00000	WorkrsCompERFee		10.00		4.60	5.40
11000- 2100- 52720- 4025- 001118- 0000- 00000	WorkrsCompERFee	20.00	20.00	2.30	4.60	13.10
11000- 2100- 53211- 2000- 001118- 0000- 00000	DiagsContracted	15,853.00	17,465.00	6,756.94	10,707.36	.70
11000- 2100- 53212- 2000- 001118- 0000- 00000	SpeechThrpsCont	25,000.00	25,000.00	23,510.49	16,265.77	14,776.26-
11000- 2100- 53213- 2000- 001118- 0000- 00000	OccThrpstCont	27,000.00	27,000.00	1,933.65	22,578.24	2,488.11
11000- 2100- 53215- 2000- 001118- 0000- 00000	PsycholgtsCont			16,618.91	5,381.09	22,000.00-
11000- 2100- 53330- 0000- 001118- 0000- 00000	ProfessDevelop		200.00	200.00		
11000- 2100- 53414- 0000- 001118- 0000- 00000	OthProfTechSvcs	3,900.00	7,118.00	5,525.00	1,592.50	.50
11000- 2100- 53711- 0000- 001118- 0000- 00000	Other Charges	500.00	500.00			500.00
11000- 2100- 55915- 0000- 001118- 0000- 00000	OthContractSvcs	5,500.00	7,079.00	707.80	6,370.29	.91
11000- 2100- 55915- 2000- 001118- 0000- 00000	OthContractSvcs				7,289.65	7,289.65-
11000- 2100- 55915- 4025- 001118- 0000- 00000	OthContractSvcs	59,880.00	6,280.00		6,254.05	25.95
11000- 2100- 56118- 0000- 001118- 0000- 00000	GenSuppliesMats	15,000.00	15,000.00	161.35	5,620.19	9,218.46
11000- 2100- 56118- 4025- 001118- 0000- 00000	GenSuppliesMats	2,500.00	2,500.00	1,088.94	2,455.80	1,044.74-
11000- 2100- 57331- 0000- 001118- 0000- 00000	FixedAssets>\$5k			10,000.00		10,000.00-
Total for Func 2100 and Expense accounts		318,858.00	287,260.00	82,842.34	161,056.37	43,361.29
Funds 11000 - Operational, Func 2300 - SupptSvcs-Admin						
11000- 2300- 51100- 0000- 001118- 1111- 00000	SalariesExpense,Superinte	106,591.00	118,952.00	13,725.19	105,226.61	.20
11000- 2300- 52111- 0000- 001118- 0000- 00000	EducRetirement	16,149.00	18,022.00	2,079.36	15,941.76	.88
11000- 2300- 52112- 0000- 001118- 0000- 00000	ERARetireeHlth	2,132.00	2,379.00	274.50	2,104.50	
11000- 2300- 52210- 0000- 001118- 0000- 00000	FICA Payments	6,609.00	7,327.00	764.47	6,425.91	136.62
11000- 2300- 52220- 0000- 001118- 0000- 00000	MedicarePaymnts	1,546.00	1,714.00	178.80	1,502.74	32.46
11000- 2300- 52311- 0000- 001118- 0000- 00000	Hth&MedPremiums	14,845.00	14,845.00	1,855.59	12,884.10	105.31
11000- 2300- 52312- 0000- 001118- 0000- 00000	Life	57.00	64.00	7.89	55.23	.88
11000- 2300- 52313- 0000- 001118- 0000- 00000	Dental	616.00	616.00	76.98	538.86	.16
11000- 2300- 52314- 0000- 001118- 0000- 00000	Vision	102.00	102.00	12.72	89.04	.24
11000- 2300- 52500- 0000- 001118- 0000- 00000	UnemploymntComp	90.00	90.00		94.72	4.72-
11000- 2300- 52710- 0000- 001118- 0000- 00000	WorkersCompPrem	1,733.00	1,733.00		1,733.00	
11000- 2300- 52720- 0000- 001118- 0000- 00000	WorkrsCompERFee	10.00	10.00	2.30	6.90	.80
11000- 2300- 53411- 0000- 001118- 0000- 00000	Auditing	15,000.00	21,841.00		24,487.62	2,646.62-
11000- 2300- 53413- 0000- 001118- 0000- 00000	Legal	32,363.00	32,363.00	8,630.87	31,823.13	8,091.00-

Selection Grouped by Account Type, Filtered by User Permissions, (Org = 130, Online/Offline = N, Period = 11, UnPosted JEs? = N, Assets and Liabilities? = N, Restricted Accts? = Y, Objct = 5, Obj Digits = 0, Page Break Lvl =)

Balances through 05/31/2022						Fiscal Year 2021/22
Funds- Func- Obj ct - Pr gm- Locat n- Jb Cl - Opt nl	Description	Adopted Budget	Revised Budget	Encumbered	Expenditure	Account Balance
Funds 11000 - Operational, Func 2300 - SupptSvcs-Admin (continued)						
11000- 2300- 53711- 0000- 001118- 0000- 00000	Other Charges	500.00	500.00			500.00
11000- 2300- 55400- 0000- 001118- 0000- 00000	Advertising		44.00			44.00
11000- 2300- 55811- 0000- 001118- 0000- 00000	Board Travel			9,600.00		9,600.00-
11000- 2300- 55812- 0000- 001118- 0000- 00000	Board Training	2,500.00	3,750.00	2,700.00	1,200.00	150.00-
11000- 2300- 55915- 0000- 001118- 0000- 00000	OthContractSvcs			15,000.00	15,000.00	30,000.00-
Total for Func 2300 and Expense accounts		200,843.00	224,352.00	54,908.67	219,114.12	49,670.79-
Funds 11000 - Operational, Func 2400 - SupSvcsSchAdmin						
11000- 2400- 51100- 0000- 001118- 1112- 00000	SalariesExpense,Principal	71,050.00	71,050.00	10,769.14	57,614.78	2,666.08
11000- 2400- 51100- 0000- 001118- 1217- 00000	SalariesExpense,SecClerTe	82,267.00	89,431.00	13,409.52	75,992.29	29.19
11000- 2400- 51200- 0000- 001118- 1217- 00000	OvertimeExpense,SecClerTe	4,000.00	4,000.00		6,759.52	2,759.52-
11000- 2400- 51300- 0000- 001118- 1112- 00000	AddtnlCompenstn,Principal				395.87	395.87-
11000- 2400- 51300- 0000- 001118- 1217- 00000	AddtnlCompenstn,SecClerTe		5,534.00	625.04	7,648.07	2,739.11-
11000- 2400- 52111- 0000- 001118- 0000- 00000	EducRetirement	23,796.00	25,044.00	3,757.74	22,458.41	1,172.15-
11000- 2400- 52112- 0000- 001118- 0000- 00000	ERARetireeHlth	3,147.00	3,307.00	496.08	2,964.93	154.01-
11000- 2400- 52210- 0000- 001118- 0000- 00000	FICA Payments	9,757.00	10,262.00	1,450.20	9,158.23	346.43-
11000- 2400- 52220- 0000- 001118- 0000- 00000	MedicarePaymnts	2,283.00	2,400.00	339.16	2,141.89	81.05-
11000- 2400- 52311- 0000- 001118- 0000- 00000	Hth&MedPremiums	18,353.00	18,353.00	1,827.28	11,034.86	5,490.86
11000- 2400- 52312- 0000- 001118- 0000- 00000	Life	228.00	263.00	42.08	181.05	39.87
11000- 2400- 52313- 0000- 001118- 0000- 00000	Dental	533.00	533.00	71.52	419.94	41.54
11000- 2400- 52314- 0000- 001118- 0000- 00000	Vision	151.00	151.00	15.64	76.99	58.37
11000- 2400- 52315- 0000- 001118- 0000- 00000	Disability	378.00	378.00	53.62	239.01	85.37
11000- 2400- 52500- 0000- 001118- 0000- 00000	UnemploymntComp	360.00	419.00	46.36	396.45	23.81-
11000- 2400- 52710- 0000- 001118- 0000- 00000	WorkersCompPrem	2,494.00	2,494.00		2,496.00	2.00-
11000- 2400- 52720- 0000- 001118- 0000- 00000	WorkrsCompERFee	40.00	40.00	9.20	25.76	5.04
11000- 2400- 53330- 0000- 001118- 0000- 00000	ProfessDevelop	500.00	500.00	225.00	1,350.00	1,075.00-
11000- 2400- 53711- 0000- 001118- 0000- 00000	Other Charges	4,631.00	5,312.00	5,475.00	5,311.13	5,474.13-
11000- 2400- 54630- 0000- 001118- 0000- 00000	RentalCompEqpmt	11,000.00	13,139.00	4,253.36	8,190.52	695.12
11000- 2400- 55915- 0000- 001118- 0000- 00000	OthContractSvcs	8,394.00	8,951.00	473.00	9,221.86	743.86-
11000- 2400- 56118- 0000- 001118- 0000- 00000	GenSuppliesMats	20,600.00	20,600.00	5,478.44	12,052.53	3,069.03
11000- 2400- 57332- 0000- 001118- 0000- 00000	SupplAssets<\$5k		900.00	900.00		
Total for Func 2400 and Expense accounts		263,962.00	283,061.00	49,717.38	236,130.09	2,786.47-
Funds 11000 - Operational, Func 2500 - Central Svcs						
11000- 2500- 51100- 0000- 001118- 1511- 00000	SalariesExpense,Data Proc	25,000.00	25,000.00			25,000.00
11000- 2500- 52111- 0000- 001118- 0000- 00000	EducRetirement	3,788.00	3,788.00			3,788.00
11000- 2500- 52112- 0000- 001118- 0000- 00000	ERARetireeHlth	500.00	500.00			500.00
11000- 2500- 52210- 0000- 001118- 0000- 00000	FICA Payments	1,550.00	1,550.00			1,550.00

Selection Grouped by Account Type, Filtered by User Permissions, (Org = 130, Online/Offline = N, Period = 11, UnPosted JEs? = N, Assets and Liabilities? = N, Restricted Accts? = Y, Objct = 5, Obj Digits = 0, Page Break Lvl =)

Balances through 05/31/2022						Fiscal Year 2021/22	
Funds- Func- Obj ct - Pr gm- Locat n- JbCl - Opt nl	Description	Adopted Budget	Revised Budget	Encumbered	Expenditure	Account Balance	
Funds 11000 - Operational, Func 2500 - Central Svcs (continued)							
11000- 2500- 52220- 0000- 001118- 0000- 00000	MedicarePaymnts	363.00	363.00			363.00	
11000- 2500- 52311- 0000- 001118- 0000- 00000	Hth&MedPremiums	13,233.00	13,233.00			13,233.00	
11000- 2500- 52312- 0000- 001118- 0000- 00000	Life	57.00	57.00			57.00	
11000- 2500- 52313- 0000- 001118- 0000- 00000	Dental	309.00	309.00			309.00	
11000- 2500- 52314- 0000- 001118- 0000- 00000	Vision	102.00	102.00			102.00	
11000- 2500- 52315- 0000- 001118- 0000- 00000	Disability	288.00	288.00			288.00	
11000- 2500- 52500- 0000- 001118- 0000- 00000	UnemploymntComp	90.00	90.00			90.00	
11000- 2500- 52710- 0000- 001118- 0000- 00000	WorkersCompPrem	407.00	407.00		407.00		
11000- 2500- 52720- 0000- 001118- 0000- 00000	WorkrsCompERFee	10.00	10.00			10.00	
11000- 2500- 53414- 0000- 001118- 0000- 00000	OthProfTechSvcs	237,156.00	242,471.00	88,044.41	157,225.41	2,798.82-	
11000- 2500- 53711- 0000- 001118- 0000- 00000	Other Charges	7,000.00	7,000.00	1,108.88	1,200.00	4,691.12	
11000- 2500- 55400- 0000- 001118- 0000- 00000	Advertising	700.00	700.00		636.00	64.00	
11000- 2500- 55915- 0000- 001118- 0000- 00000	OthContractSvcs	3,500.00	4,132.00	2,695.32	106.60	1,330.08	
11000- 2500- 56113- 0000- 001118- 0000- 00000	Software	18,020.00	34,520.00	17,260.00	17,260.00		
11000- 2500- 56118- 0000- 001118- 0000- 00000	GenSuppliesMats	500.00	500.00	42.23	118.74	339.03	
11000- 2500- 57332- 0000- 001118- 0000- 00000	SupplAssets<\$5k				21,765.80	21,765.80-	
Total for Func 2500 and Expense accounts		312,573.00	335,020.00	109,150.84	198,719.55	27,149.61	
Funds 11000 - Operational, Func 2580 - AdminTechSvcs							
11000- 2580- 53414- 0000- 001118- 0000- 00000	OthProfTechSvcs			172.00		172.00-	
Total for Func 2580 and Expense accounts		.00	.00	172.00	.00	172.00-	
Funds 11000 - Operational, Func 2600 - Op&MaintofPlant							
11000- 2600- 51100- 0000- 001118- 1615- 00000	SalariesExpense,Custodial	44,393.00	55,751.00	9,221.52	47,723.24	1,193.76-	
11000- 2600- 51200- 0000- 001118- 1615- 00000	OvertimeExpense,Custodial		8,856.00		14,911.95	6,055.95-	
11000- 2600- 51300- 0000- 001118- 1615- 00000	AddtnlCompenstn,Custodial	3,000.00	16,087.00		15,883.93	203.07	
11000- 2600- 52111- 0000- 001118- 0000- 00000	EducRetirement	7,152.00	11,544.00	1,397.09	10,978.11	831.20-	
11000- 2600- 52112- 0000- 001118- 0000- 00000	ERARetireeHlth	948.00	1,513.00	184.40	1,449.22	120.62-	
11000- 2600- 52210- 0000- 001118- 0000- 00000	FICA Payments	2,940.00	5,416.00	541.75	4,871.87	2.38	
11000- 2600- 52220- 0000- 001118- 0000- 00000	MedicarePaymnts	688.00	1,236.00	126.72	1,139.38	30.10-	
11000- 2600- 52311- 0000- 001118- 0000- 00000	Hth&MedPremiums	5,120.00	5,120.00	853.28	4,242.26	24.46	
11000- 2600- 52312- 0000- 001118- 0000- 00000	Life	114.00	179.00	42.08	152.54	15.62-	
11000- 2600- 52313- 0000- 001118- 0000- 00000	Dental	224.00	224.00	37.20	186.00	.80	
11000- 2600- 52314- 0000- 001118- 0000- 00000	Vision	49.00	49.00	8.12	40.78	.10	
11000- 2600- 52500- 0000- 001118- 0000- 00000	UnemploymntComp	180.00	204.00	30.47	205.60	32.07-	
11000- 2600- 52710- 0000- 001118- 0000- 00000	WorkersCompPrem	723.00	723.00		723.00		
11000- 2600- 52720- 0000- 001118- 0000- 00000	WorkrsCompERFee	20.00	26.00	9.20	18.40	1.60-	
11000- 2600- 53711- 0000- 001118- 0000- 00000	Other Charges		25.00	125.00	145.00	245.00-	
Selection Grouped by Account Type, Filtered by User Permissions, (Org = 130, Online/Offline = N, Period = 11, UnPosted JEs? = N, Assets and Liabilities? = N, Restricted Accts? = Y, Objct = 5, Obj Digits = 0, Page Break Lvl =)						SCHOOLABILITY	

Balances through 05/31/2022						Fiscal Year 2021/22
Funds- Func- Obj ct - Pr gm- Locat n- Jb Cl - Opt nl	Description	Adopted Budget	Revised Budget	Encumbered	Expenditure	Account Balance
Funds 11000 - Operational, Func 2600 - Op&MaintofPlant (continued)						
11000-2600-54312-0000-001118-0000-00000	MntRepBlgsGrnds	1,000.00	2,177.00	418.51	6,408.03	4,649.54-
11000-2600-54411-0000-001118-0000-00000	Electricity	48,000.00	66,860.00	26,723.06	40,136.20	.74
11000-2600-54412-0000-001118-0000-00000	NatGasBuildings	2,000.00	2,344.00	615.30	1,728.64	.06
11000-2600-54415-0000-001118-0000-00000	Water/Sewage	10,000.00	16,267.00	6,018.44	9,837.75	410.81
11000-2600-54416-0000-001118-0000-00000	Communicatn Svcs	14,500.00	25,550.00	12,852.00	31,641.06	18,943.06-
11000-2600-54610-0000-001118-0000-00000	RentLandBldngs	168,834.00	168,834.00		293,840.14	125,006.14-
11000-2600-55200-0000-001118-0000-00000	PropertyLiablns	53,372.00	53,372.00		53,372.00	
11000-2600-55915-0000-001118-0000-00000	OthContractSvcs	73,030.00	98,334.00	44,608.12	64,912.94	11,187.06-
11000-2600-56118-0000-001118-0000-00000	GenSuppliesMats	20,000.00	20,000.00	6,586.01	13,954.89	540.90-
11000-2600-56216-0000-001118-0000-00000	MaintSuppsParts	2,000.00	2,000.00	500.00		1,500.00
11000-2600-57331-0000-001118-0000-00000	FixedAssets>\$5k	187,337.00	72,753.00		41,474.70	31,278.30
11000-2600-57332-0000-001118-0000-00000	SupplAssets<\$5k	35,000.00	43,404.00		8,646.27	34,757.73
Total for Func 2600 and Expense accounts		680,624.00	678,848.00	110,898.27	668,623.90	100,674.17-
Funds 11000 - Operational, Func 2700 - StudentTranspnt						
11000-2700-55100-0000-001118-0000-00000	StudentTranSvcs			225.00		225.00-
11000-2700-55111-0000-001118-0000-00000	TransPerCapita		2,718.00			2,718.00
11000-2700-55813-0000-001118-0000-00000	EmpTravNonTeach				450.00	450.00-
11000-2700-57312-0000-001118-0000-00000	Buses		2,800.00		2,717.99	82.01
Total for Func 2700 and Expense accounts		.00	5,518.00	225.00	3,167.99	2,125.01
Funds 11000 - Operational, Func 2900 - Oth Suppt Svcs						
11000-2900-58211-0000-001118-0000-00000	TaxLiab/Penalty		5.00		569.37	564.37-
Total for Func 2900 and Expense accounts		.00	5.00	.00	569.37	564.37-
Funds 11000 - Operational, Func 3100 - FoodSvcsOpertns						
11000-3100-52210-0000-001118-0000-00000	FICA Payments		10.00		6.20	3.80
11000-3100-52220-0000-001118-0000-00000	MedicarePaymnts		5.00		1.45	3.55
11000-3100-52500-0000-001118-0000-00000	UnemploymntComp				.33	.33-
Total for Func 3100 and Expense accounts		.00	15.00	.00	7.98	7.02
Total for Funds 11000		4,795,235.00	5,082,289.00	1,056,480.88	3,775,782.18	250,025.94
Funds 14000 - TotlnsMatSubFnd, Func 1000 - Instruction						
14000-1000-56111-1010-001118-0000-00000	InsMatCsh50%Txb	3,088.00	3,088.00	2,589.00	3,558.00	3,059.00-
14000-1000-56113-1010-001118-0000-00000	Software			98.00	7,823.00	7,921.00-
Total for Funds 14000, Func 1000 and Expense accounts		3,088.00	3,088.00	2,687.00	11,381.00	10,980.00-
Funds 21000 - Food Svcs, Func 2600 - Op&MaintofPlant						
21000-2600-53414-0000-001118-0000-00000	OthProfTechSvcs				8,711.31	8,711.31-
Total for Func 2600 and Expense accounts		.00	.00	.00	8,711.31	8,711.31-

Selection Grouped by Account Type, Filtered by User Permissions, (Org = 130, Online/Offline = N, Period = 11, UnPosted JEs? = N, Assets and Liabilities? = N, Restricted Accts? = Y, Objct = 5, Obj Digits = 0, Page Break Lvl =)

Balances through 05/31/2022						Fiscal Year 2021/22
Funds- Func- Obj ct - Pr gm- Locat n- JbCl - Opt nl	Description	Adopted Budget	Revised Budget	Encumbered	Expenditure	Account Balance
Funds 21000 - Food Svcs, Func 3100 - FoodSvcsOpertns						
21000- 3100- 51100- 0000- 001118- 1217- 00000	SalariesExpense,SecClerTe	17,059.00	17,144.00	9,100.75	15,562.30	7,519.05-
21000- 3100- 51300- 0000- 001118- 1217- 00000	AddtnlCompenstn,SecClerTe	2,665.00	2,665.00		7.36	2,657.64
21000- 3100- 52111- 0000- 001118- 0000- 00000	EducRetirement	2,963.00	2,963.00	1,378.76	2,358.79	774.55-
21000- 3100- 52112- 0000- 001118- 0000- 00000	ERARetireeHlth	396.00	396.00	182.04	311.44	97.48-
21000- 3100- 52210- 0000- 001118- 0000- 00000	FICA Payments	1,224.00	1,224.00	564.24	965.29	305.53-
21000- 3100- 52220- 0000- 001118- 0000- 00000	MedicarePaymnts	287.00	287.00	132.00	225.75	70.75-
21000- 3100- 52312- 0000- 001118- 0000- 00000	Life	57.00	61.00	31.56	60.49	31.05-
21000- 3100- 52315- 0000- 001118- 0000- 00000	Disability			20.28	13.52	33.80-
21000- 3100- 52500- 0000- 001118- 0000- 00000	UnemploymntComp	90.00	90.00	30.06	51.45	8.49
21000- 3100- 52710- 0000- 001118- 0000- 00000	WorkersCompPrem	278.00	278.00		280.00	2.00-
21000- 3100- 52720- 0000- 001118- 0000- 00000	WorkrsCompERFee	10.00	10.00	4.60	6.90	1.50-
21000- 3100- 53330- 0000- 001118- 0000- 00000	ProfessDevelop	200.00	200.00			200.00
21000- 3100- 54411- 0000- 001118- 0000- 00000	Electricity	6,300.00	9,146.00	3,877.22	5,267.87	.91
21000- 3100- 54412- 0000- 001118- 0000- 00000	NatGasBuildings	1,000.00	1,344.00	479.62	864.32	.06
21000- 3100- 54415- 0000- 001118- 0000- 00000	Water/Sewage	2,200.00	2,767.00	1,064.85	1,701.90	.25
21000- 3100- 55915- 0000- 001118- 0000- 00000	OthContractSvcs	200,000.00	200,198.00	22,846.05	203,073.10	25,721.15-
21000- 3100- 57331- 0000- 001118- 0000- 00000	FixedAssets>\$5k	37,246.00	33,202.00	19,300.00	21,223.58	7,321.58-
21000- 3100- 57332- 0000- 001118- 0000- 00000	SupplAssets<\$5k		35,886.00	3,683.55		32,202.45
Total for Func 3100 and Expense accounts		271,975.00	307,861.00	62,695.58	251,974.06	6,808.64-
Total for Funds 21000		271,975.00	307,861.00	62,695.58	260,685.37	15,519.95-
Funds 23000 - Non-InstrectSupp, Func 1000 - Instruction						
23000- 1000- 56118- 1010- 001118- 0000- 00000	GenSuppliesMats		9,288.00			9,288.00
Total for Funds 23000, Func 1000 and Expense accounts		.00	9,288.00	.00	.00	9,288.00
Funds 23001 - Athletic, Func 1000 - Instruction						
23001- 1000- 56118- 1010- 001118- 0000- 00000	GenSuppliesMats			3,587.64		3,587.64-
Total for Funds 23001, Func 1000 and Expense accounts		.00	.00	3,587.64	.00	3,587.64-
Funds 23002 - PreK Classroom, Func 1000 - Instruction						
23002- 1000- 55817- 1010- 001118- 0000- 00000	Student Travel				600.00	600.00-
23002- 1000- 56118- 1010- 001118- 0000- 00000	GenSuppliesMats			5,847.65	797.55	6,645.20-
Total for Funds 23002, Func 1000 and Expense accounts		.00	.00	5,847.65	1,397.55	7,245.20-
Funds 23004 - Student Council, Func 1000 - Instruction						
23004- 1000- 56118- 1010- 001118- 0000- 00000	GenSuppliesMats			500.00	2,256.00	2,756.00-
Total for Funds 23004, Func 1000 and Expense accounts		.00	.00	500.00	2,256.00	2,756.00-
Funds 23007 - Staff donations, Func 1000 - Instruction						

Balances through 05/31/2022						Fiscal Year 2021/22
Funds- Func- Obj ct - Pr gm- Locat n- Jb Cl - Opt nl	Description	Adopted Budget	Revised Budget	Encumbered	Expenditure	Account Balance
Funds 23007 - Staff donations, Func 1000 - Instruction						
23007- 1000- 56118- 1010- 001118- 0000- 00000	GenSuppliesMats			12.12	21.89	34.01-
Total for Funds 23007, Func 1000 and Expense accounts		.00	.00	12.12	21.89	34.01-
Funds 23010 - Admin Discr, Func 1000 - Instruction						
23010- 1000- 56118- 1010- 001118- 0000- 00000	GenSuppliesMats			247.76	3,584.59	3,832.35-
Total for Funds 23010, Func 1000 and Expense accounts		.00	.00	247.76	3,584.59	3,832.35-
Funds 23102 - GenActivity, Func 1000 - Instruction						
23102- 1000- 53711- 9000- 001118- 0000- 00000	Other Charges			12,864.06	210.94	13,075.00-
23102- 1000- 55817- 1010- 001118- 0000- 00000	Student Travel				1,800.00	1,800.00-
23102- 1000- 56118- 1010- 001118- 0000- 00000	GenSuppliesMats				154.00	154.00-
Total for Funds 23102, Func 1000 and Expense accounts		.00	.00	12,864.06	2,164.94	15,029.00-
Funds 24101 - Title I - IASA, Func 1000 - Instruction						
24101- 1000- 51100- 1010- 001118- 1411- 00000	SalariesExpense,Teachers	51,787.00	113,862.00	23,858.72	85,129.42	4,873.86
24101- 1000- 51100- 1010- 001118- 1711- 00000	SalariesExpense,InstAsst1	17,387.00	18,047.00	4,183.44	13,862.90	.66
24101- 1000- 51200- 1010- 001118- 1711- 00000	OvertimeExpense,InstAsst1				116.35	116.35-
24101- 1000- 51300- 1010- 001118- 1411- 00000	AddtnlCompenstn,Teachers	8,092.00	12,357.00		4,388.06	7,968.94
24101- 1000- 51300- 1010- 001118- 1711- 00000	AddtnlCompenstn,InstAsst1				439.89	439.89-
24101- 1000- 52111- 0000- 001118- 0000- 00000	EducRetirement	11,627.00	23,174.00			23,174.00
24101- 1000- 52111- 1010- 001118- 0000- 00000	EducRetirement			4,248.42	15,705.18	19,953.60-
24101- 1000- 52112- 0000- 001118- 0000- 00000	ERARetireeHlth	1,546.00	2,961.00			2,961.00
24101- 1000- 52112- 1010- 001118- 0000- 00000	ERARetireeHlth			560.82	2,073.17	2,633.99-
24101- 1000- 52210- 0000- 001118- 0000- 00000	FICA Payments	4,791.00	8,985.00			8,985.00
24101- 1000- 52210- 1010- 001118- 0000- 00000	FICA Payments			1,738.62	6,444.08	8,182.70-
24101- 1000- 52220- 0000- 001118- 0000- 00000	MedicarePaymnts	1,122.00	2,197.00			2,197.00
24101- 1000- 52220- 1010- 001118- 0000- 00000	MedicarePaymnts			406.62	1,507.08	1,913.70-
24101- 1000- 52311- 0000- 001118- 0000- 00000	Hth&MedPremiums		4,726.00		920.56	3,805.44
24101- 1000- 52311- 1010- 001118- 0000- 00000	Hth&MedPremiums				427.97	427.97-
24101- 1000- 52312- 0000- 001118- 0000- 00000	Life	114.00	114.00		10.52	103.48
24101- 1000- 52312- 1010- 001118- 0000- 00000	Life			47.34	136.76	184.10-
24101- 1000- 52313- 0000- 001118- 0000- 00000	Dental		360.00		28.60	331.40
24101- 1000- 52313- 1010- 001118- 0000- 00000	Dental				94.14	94.14-
24101- 1000- 52314- 0000- 001118- 0000- 00000	Vision		96.00		17.31	78.69
24101- 1000- 52314- 1010- 001118- 0000- 00000	Vision				29.20	29.20-
24101- 1000- 52315- 0000- 001118- 0000- 00000	Disability	178.00	178.00		29.87	148.13
24101- 1000- 52315- 1010- 001118- 0000- 00000	Disability			44.40	125.80	170.20-
24101- 1000- 52500- 0000- 001118- 0000- 00000	UnemploymntComp	180.00	180.00			180.00

Selection Grouped by Account Type, Filtered by User Permissions, (Org = 130, Online/Offline = N, Period = 11, UnPosted JEs? = N, Assets and Liabilities? = N, Restricted Accts? = Y, Objct = 5, Obj Digits = 0, Page Break Lvl =)

Balances through 05/31/2022						Fiscal Year 2021/22
Funds- Func- Obj ct - Pr gm- Locat n- JbCl - Opt nl	Description	Adopted Budget	Revised Budget	Encumbered	Expenditure	Account Balance
Funds 24101 - Title I - IASA, Func 1000 - Instruction (continued)						
24101- 1000- 52500- 1010- 001118- 0000- 00000	UnemploymntComp			29.15	271.23	300.38-
24101- 1000- 52710- 0000- 001118- 0000- 00000	WorkersCompPrem	1,125.00	1,125.00		1,129.00	4.00-
24101- 1000- 52720- 0000- 001118- 0000- 00000	WorkrsCompERFee	20.00	33.00			33.00
24101- 1000- 52720- 1010- 001118- 0000- 00000	WorkrsCompERFee			6.90	18.40	25.30-
24101- 1000- 56118- 1010- 001118- 0000- 00000	GenSuppliesMats			4,590.00		4,590.00-
Total for Func 1000 and Expense accounts		97,969.00	188,395.00	39,714.43	132,905.49	15,775.08
Funds 24101 - Title I - IASA, Func 2100 - SuppSvcsStudnts						
24101- 2100- 51100- 0000- 001118- 1218- 00000	SalariesExpense,SchlStude	32,805.00	35,001.00	8,076.96	26,923.20	.84
24101- 2100- 51300- 0000- 001118- 1218- 00000	AddtnlCompenstn,SchlStude				276.71	276.71-
24101- 2100- 52111- 0000- 001118- 0000- 00000	EducRetirement	4,970.00	5,303.00	1,223.64	4,120.73	41.37-
24101- 2100- 52112- 0000- 001118- 0000- 00000	ERARetireeHlth	657.00	657.00	161.52	543.93	48.45-
24101- 2100- 52210- 0000- 001118- 0000- 00000	FICA Payments	2,034.00	2,213.00	500.76	1,686.37	25.87
24101- 2100- 52220- 0000- 001118- 0000- 00000	MedicarePaymnts	476.00	508.00	117.12	394.42	3.54-
24101- 2100- 52312- 0000- 001118- 0000- 00000	Life	57.00	57.00	15.78	42.08	.86-
24101- 2100- 52500- 0000- 001118- 0000- 00000	UnemploymntComp	90.00	90.00	26.64	54.18	9.18
24101- 2100- 52710- 0000- 001118- 0000- 00000	WorkersCompPrem	534.00	534.00		536.00	2.00-
24101- 2100- 52720- 0000- 001118- 0000- 00000	WorkrsCompERFee	10.00	10.00	2.30	6.90	.80
24101- 2100- 53711- 0000- 001118- 0000- 00000	Other Charges	3,262.00	3,262.00		2,657.12	604.88
Total for Func 2100 and Expense accounts		44,895.00	47,635.00	10,124.72	37,241.64	268.64
Total for Funds 24101		142,864.00	236,030.00	49,839.15	170,147.13	16,043.72
Funds 24106 - IDEABEntitlemnt, Func 1000 - Instruction						
24106- 1000- 51100- 2000- 001118- 1712- 00000	SalariesExpense,InstAsstS	31,702.00	31,702.00	6,948.36	23,022.25	1,731.39
24106- 1000- 51200- 2000- 001118- 1712- 00000	OvertimeExpense,InstAsstS	3,000.00	1,710.00		225.32	1,484.68
24106- 1000- 51300- 2000- 001118- 1712- 00000	AddtnlCompenstn,InstAsstS	6,554.00	1,044.00		516.90	527.10
24106- 1000- 52111- 0000- 001118- 0000- 00000	EducRetirement	6,090.00	6,090.00			6,090.00
24106- 1000- 52111- 2000- 001118- 0000- 00000	EducRetirement			1,052.70	3,600.40	4,653.10-
24106- 1000- 52112- 0000- 001118- 0000- 00000	ERARetireeHlth	687.00	687.00			687.00
24106- 1000- 52112- 2000- 001118- 0000- 00000	ERARetireeHlth			139.02	475.42	614.44-
24106- 1000- 52210- 0000- 001118- 0000- 00000	FICA Payments	2,124.00	2,124.00			2,124.00
24106- 1000- 52210- 2000- 001118- 0000- 00000	FICA Payments			431.48	1,467.66	1,899.14-
24106- 1000- 52220- 0000- 001118- 0000- 00000	MedicarePaymnts	499.00	499.00			499.00
24106- 1000- 52220- 2000- 001118- 0000- 00000	MedicarePaymnts			100.93	343.38	444.31-
24106- 1000- 52311- 0000- 001118- 0000- 00000	Hth&MedPremiums	8,306.00	8,306.00		193.91-	8,499.91
24106- 1000- 52311- 2000- 001118- 0000- 00000	Hth&MedPremiums				2,154.66	2,154.66-
24106- 1000- 52312- 0000- 001118- 0000- 00000	Life	114.00	195.00		73.30	121.70

Selection Grouped by Account Type, Filtered by User Permissions, (Org = 130, Online/Offline = N, Period = 11, UnPosted JEs? = N, Assets and Liabilities? = N, Restricted Accts? = Y, Object = 5, Obj Digits = 0, Page Break Lvl =)

Balances through 05/31/2022						Fiscal Year 2021/22	
Funds- Func- Obj ct - Pr gm- Locat n- Jb Cl - Opt nl	Description	Adopted Budget	Revised Budget	Encumbered	Expenditure	Account Balance	
Funds 24106 - IDEABEntitlemnt, Func 1000 - Instruction (continued)							
24106- 1000- 52312- 2000- 001118- 0000- 00000	Life			31.56	86.79	118.35-	
24106- 1000- 52313- 0000- 001118- 0000- 00000	Dental	258.00	258.00		14.30	243.70	
24106- 1000- 52313- 2000- 001118- 0000- 00000	Dental			60.06	170.17	230.23-	
24106- 1000- 52314- 0000- 001118- 0000- 00000	Vision	57.00	57.00		3.14	53.86	
24106- 1000- 52314- 2000- 001118- 0000- 00000	Vision			13.14	37.23	50.37-	
24106- 1000- 52315- 0000- 001118- 0000- 00000	Disability		31.00		30.28	.72	
24106- 1000- 52500- 0000- 001118- 0000- 00000	UnemployntComp	180.00	68.00			68.00	
24106- 1000- 52500- 2000- 001118- 0000- 00000	UnemployntComp			23.39	78.38	101.77-	
24106- 1000- 52710- 0000- 001118- 0000- 00000	WorkersCompPrem	402.00	402.00		406.00	4.00-	
24106- 1000- 52720- 0000- 001118- 0000- 00000	WorkrsCompERFee	20.00	20.00		4.60	15.40	
24106- 1000- 52720- 2000- 001118- 0000- 00000	WorkrsCompERFee			4.60	9.20	13.80-	
24106- 1000- 56113- 2000- 001118- 0000- 00000	Software		6,800.00		6,800.00		
24106- 1000- 56118- 2000- 001118- 0000- 00000	GenSuppliesMats				85.64	85.64-	
Total for Func 1000 and Expense accounts		59,993.00	59,993.00	8,805.24	39,411.11	11,776.65	
Funds 24106 - IDEABEntitlemnt, Func 2100 - SuppSvcsStudnts							
24106- 2100- 53212- 2000- 001118- 0000- 00000	SpeechThrpsCont	45,431.00	45,431.00	13,000.78	20,700.65	11,729.57	
Total for Func 2100 and Expense accounts		45,431.00	45,431.00	13,000.78	20,700.65	11,729.57	
Total for Funds 24106		105,424.00	105,424.00	21,806.02	60,111.76	23,506.22	
Funds 24118 - FreshFruit&Vegs, Func 3100 - FoodSvcsOpertns							
24118- 3100- 56116- 0000- 001118- 0000- 00000	Food	22,256.00	22,256.00	22,256.00			
Total for Funds 24118, Func 3100 and Expense accounts		22,256.00	22,256.00	22,256.00	.00	.00	
Funds 24153 - EngLangAcquistn, Func 1000 - Instruction							
24153- 1000- 51300- 1010- 001118- 1411- 00000	AddtnlCompenstn,Teachers	3,674.00	3,674.00			3,674.00	
24153- 1000- 52111- 0000- 001118- 0000- 00000	EducRetirement	520.00	520.00			520.00	
24153- 1000- 52112- 0000- 001118- 0000- 00000	ERARetireeHlth	74.00	74.00			74.00	
24153- 1000- 52210- 0000- 001118- 0000- 00000	FICA Payments	228.00	228.00			228.00	
24153- 1000- 52220- 0000- 001118- 0000- 00000	MedicarePaymnts	54.00	54.00			54.00	
24153- 1000- 56118- 1010- 001118- 0000- 00000	GenSuppliesMats	350.00	350.00		237.00	113.00	
Total for Funds 24153, Func 1000 and Expense accounts		4,900.00	4,900.00	.00	237.00	4,663.00	
Funds 24154 - TchPrinTrainRec, Func 1000 - Instruction							
24154- 1000- 53330- 1010- 001118- 0000- 00000	ProfessDevelop	18,989.00	18,989.00	9,229.46	9,460.00	299.54	
Total for Funds 24154, Func 1000 and Expense accounts		18,989.00	18,989.00	9,229.46	9,460.00	299.54	
Funds 24183 - CP-Second-ReDs2, Func 3100 - FoodSvcsOpertns							
24183- 3100- 57331- 0000- 001118- 0000- 00000	FixedAssets>\$5k		22,000.00			22,000.00	

Selection Grouped by Account Type, Filtered by User Permissions, (Org = 130, Online/Offline = N, Period = 11, UnPosted JEs? = N, Assets and Liabilities? = N, Restricted Accts? = Y, Objct = 5, Obj Digits = 0, Page Break Lvl =)

Balances through 05/31/2022

Fiscal Year 2021/22

Funds- Func- Obj ct - Pr gm- Locat n- JbCl - Opt nl	Description	Adopted Budget	Revised Budget	Encumbered	Expenditure	Account Balance
Total for Funds 24183, Func 3100 and Expense accounts		.00	22,000.00	.00	.00	22,000.00
Funds 24308 - CRRSA, ESSER II, Func 2100 - SuppSvcsStudnts						
24308- 2100- 51100- 4025- 001118- 1211- 00000	SalariesExpense,CoordSubS	55,000.00	60,416.00	10,984.64	49,430.88	.48
24308- 2100- 51100- 4025- 001118- 1214- 00000	SalariesExpense,Couns-Soc	58,000.00	60,001.00	13,846.20	46,154.00	.80
24308- 2100- 51100- 4025- 001118- 1218- 00000	SalariesExpense,SchlStude	62,000.00	54,974.00		5,440.00	49,534.00
24308- 2100- 51300- 0000- 001118- 1211- 00000	AddtnlCompenstn,CoordSubS				301.52	301.52-
24308- 2100- 51300- 4025- 001118- 1211- 00000	AddtnlCompenstn,CoordSubS	55,000.00	55,000.00			55,000.00
24308- 2100- 51300- 4025- 001118- 1214- 00000	AddtnlCompenstn,Couns-Soc	58,000.00	58,000.00			58,000.00
24308- 2100- 51300- 4025- 001118- 1218- 00000	AddtnlCompenstn,SchlStude	62,000.00	62,000.00			62,000.00
24308- 2100- 52111- 0000- 001118- 0000- 00000	EducRetirement	51,276.00	51,276.00		45.68	51,230.32
24308- 2100- 52111- 4025- 001118- 0000- 00000	EducRetirement			3,761.88	15,305.28	19,067.16-
24308- 2100- 52112- 0000- 001118- 0000- 00000	ERARetireeHlth	7,000.00	4,999.00		6.04	4,992.96
24308- 2100- 52112- 4025- 001118- 0000- 00000	ERARetireeHlth			496.58	2,020.36	2,516.94-
24308- 2100- 52210- 0000- 001118- 0000- 00000	FICA Payments	21,700.00	21,700.00		18.69	21,681.31
24308- 2100- 52210- 4025- 001118- 0000- 00000	FICA Payments			1,503.38	6,245.92	7,749.30-
24308- 2100- 52220- 0000- 001118- 0000- 00000	MedicarePaymnts	5,076.00	5,076.00		4.37	5,071.63
24308- 2100- 52220- 4025- 001118- 0000- 00000	MedicarePaymnts			351.60	1,460.72	1,812.32-
24308- 2100- 52311- 0000- 001118- 0000- 00000	Hth&MedPremiums	28,150.00	28,150.00			28,150.00
24308- 2100- 52311- 4025- 001118- 0000- 00000	Hth&MedPremiums			787.64	3,126.46	3,914.10-
24308- 2100- 52312- 0000- 001118- 0000- 00000	Life	171.00	171.00		2.63	168.37
24308- 2100- 52312- 4025- 001118- 0000- 00000	Life			26.30	99.94	126.24-
24308- 2100- 52313- 0000- 001118- 0000- 00000	Dental	927.00	927.00		17.16	909.84
24308- 2100- 52313- 4025- 001118- 0000- 00000	Dental			68.64	223.08	291.72-
24308- 2100- 52314- 0000- 001118- 0000- 00000	Vision	306.00	306.00		3.76	302.24
24308- 2100- 52314- 4025- 001118- 0000- 00000	Vision			18.80	63.92	82.72-
24308- 2100- 52315- 0000- 001118- 0000- 00000	Disability	864.00	864.00		20.30	843.70
24308- 2100- 52315- 4025- 001118- 0000- 00000	Disability			52.20	95.70	147.90-
24308- 2100- 52500- 0000- 001118- 0000- 00000	UnemploymntComp	270.00	270.00		1.00	269.00
24308- 2100- 52500- 4025- 001118- 0000- 00000	UnemploymntComp			6.72	258.12	264.84-
24308- 2100- 52710- 0000- 001118- 0000- 00000	WorkersCompPrem	2,845.00	2,845.00		2,847.00	2.00-
24308- 2100- 52720- 0000- 001118- 0000- 00000	WorkrsCompERFee	30.00	30.00			30.00
24308- 2100- 52720- 4025- 001118- 0000- 00000	WorkrsCompERFee			4.60	11.50	16.10-
Total for Func 2100 and Expense accounts		468,615.00	467,005.00	31,909.18	133,204.03	301,891.79

Funds 24308 - CRRSA, ESSER II, Func 2600 - Op&MaintofPlant						
24308- 2600- 56118- 0000- 001118- 0000- 00000	GenSuppliesMats		1,610.00			1,610.00
24308- 2600- 57332- 0000- 001118- 0000- 00000	SupplAssets<\$5k	6,699.00	6,699.00			6,699.00

Selection Grouped by Account Type, Filtered by User Permissions, (Org = 130, Online/Offline = N, Period = 11, UnPosted JEs? = N, Assets and Liabilities? = N, Restricted Accts? = Y, Object = 5, Obj Digits = 0, Page Break Lvl =)



Balances through 05/31/2022						Fiscal Year 2021/22
Funds- Func- Obj ct - Pr gm- Locat n- JbCl - Opt nl	Description	Adopted Budget	Revised Budget	Encumbered	Expenditure	Account Balance
Total for Func 2600 and Expense accounts		6,699.00	8,309.00	.00	.00	8,309.00
Total for Funds 24308		475,314.00	475,314.00	31,909.18	133,204.03	310,200.79
Funds 24312 - CRRSA Retention, Func 1000 - Instruction						
24312- 1000- 51300- 1010- 001118- 1411- 00000	AddtnlCompenstn,Teachers		6,000.00		300.00	5,700.00
24312- 1000- 51300- 1010- 001118- 1711- 00000	AddtnlCompenstn,InstAsst1		2,000.00		700.00	1,300.00
Total for Func 1000 and Expense accounts		.00	8,000.00	.00	1,000.00	7,000.00
Funds 24312 - CRRSA Retention, Func 2100 - SuppSvcsStudnts						
24312- 2100- 51300- 0000- 001118- 1214- 00000	AddtnlCompenstn,Couns-Soc		2,000.00		100.00	1,900.00
24312- 2100- 51300- 0000- 001118- 1218- 00000	AddtnlCompenstn,SchlStude		1,990.00		100.00	1,890.00
Total for Func 2100 and Expense accounts		.00	3,990.00	.00	200.00	3,790.00
Funds 24312 - CRRSA Retention, Func 2400 - SupSvcsSchAdmin						
24312- 2400- 51300- 0000- 001118- 1217- 00000	AddtnlCompenstn,SecClerTe		1,000.00		200.00	800.00
Total for Func 2400 and Expense accounts		.00	1,000.00	.00	200.00	800.00
Funds 24312 - CRRSA Retention, Func 2600 - Op&MaintofPlant						
24312- 2600- 51300- 0000- 001118- 1615- 00000	AddtnlCompenstn,Custodial		1,000.00		300.00	700.00
Total for Func 2600 and Expense accounts		.00	1,000.00	.00	300.00	700.00
Funds 24312 - CRRSA Retention, Func 3100 - FoodSvcsOpertns						
24312- 3100- 51300- 0000- 001118- 1617- 00000	AddtnlCompenstn,Food Serv		1,000.00		100.00	900.00
Total for Func 3100 and Expense accounts		.00	1,000.00	.00	100.00	900.00
Total for Funds 24312		.00	14,990.00	.00	1,800.00	13,190.00
Funds 24316 - Air Quality, Func 2600 - Op&MaintofPlant						
24316- 2600- 56118- 0000- 001118- 0000- 00000	GenSuppliesMats		4,259.00		4,259.00	
Total for Funds 24316, Func 2600 and Expense accounts		.00	4,259.00	.00	4,259.00	.00
Funds 25153 - TitleXIX-3/21Yr, Func 2100 - SuppSvcsStudnts						
25153- 2100- 55915- 2000- 001118- 0000- 00000	OthContractSvcs	44,899.00	49,431.00	16,094.95	51,654.59	18,318.54-
Total for Funds 25153, Func 2100 and Expense accounts		44,899.00	49,431.00	16,094.95	51,654.59	18,318.54-
Funds 25171 - Child&AdultFood, Func 3100 - FoodSvcsOpertns						
25171- 3100- 51300- 0000- 001118- 1617- 00000	AddtnlCompenstn,Food Serv		11,280.00			11,280.00
25171- 3100- 55915- 0000- 001118- 0000- 00000	OthContractSvcs	130,600.00	112,800.00	19,696.62	132,341.50	39,238.12-
25171- 3100- 56116- 0000- 001118- 0000- 00000	Food		64,520.00			64,520.00
25171- 3100- 57332- 0000- 001118- 0000- 00000	SupplAssets<\$5k		16,920.00			16,920.00
Total for Funds 25171, Func 3100 and Expense accounts		130,600.00	205,520.00	19,696.62	132,341.50	53,481.88
Funds 25205 - GearUpNMInit, Func 1000 - Instruction						
25205- 1000- 51100- 1010- 001118- 1411- 00000	SalariesExpense,Teachers		31,000.00	2,949.30	9,939.69	18,111.01
25205- 1000- 51100- 9000- 001118- 1411- 00000	SalariesExpense,Teachers		2,376.00			2,376.00

Selection Grouped by Account Type, Filtered by User Permissions, (Org = 130, Online/Offline = N, Period = 11, UnPosted JEs? = N, Assets and Liabilities? = N, Restricted Accts? = Y, Objct = 5, Obj Digits = 0, Page Break Lvl =)

Balances through 05/31/2022						Fiscal Year 2021/22	
Funds- Func- Obj ct - Pr gm- Locat n- JbCl - Opt nl	Description	Adopted Budget	Revised Budget	Encumbered	Expenditure	Account Balance	
Funds 25205 - GearUpNMInit, Func 1000 - Instruction (continued)							
25205- 1000- 52111- 0000- 001118- 0000- 00000	EducRetirement		5,060.00			5,060.00	
25205- 1000- 52111- 1010- 001118- 0000- 00000	EducRetirement			446.82	1,505.87	1,952.69-	
25205- 1000- 52112- 0000- 001118- 0000- 00000	ERARetireeHlth		670.00			670.00	
25205- 1000- 52112- 1010- 001118- 0000- 00000	ERARetireeHlth			58.98	198.78	257.76-	
25205- 1000- 52210- 1010- 001118- 0000- 00000	FICA Payments			161.22	609.08	770.30-	
25205- 1000- 52220- 0000- 001118- 0000- 00000	MedicarePaymnts		490.00			490.00	
25205- 1000- 52220- 1010- 001118- 0000- 00000	MedicarePaymnts			37.68	142.48	180.16-	
25205- 1000- 52311- 1010- 001118- 0000- 00000	Hth&MedPremiums		3,184.00	500.16	1,045.98	1,637.86	
25205- 1000- 52312- 1010- 001118- 0000- 00000	Life		30.00	3.18	9.52	17.30	
25205- 1000- 52313- 1010- 001118- 0000- 00000	Dental		200.00	19.62	54.34	126.04	
25205- 1000- 52314- 1010- 001118- 0000- 00000	Vision		100.00	3.78	11.28	84.94	
25205- 1000- 52315- 1010- 001118- 0000- 00000	Disability		150.00	9.12	20.58	120.30	
25205- 1000- 52500- 1010- 001118- 0000- 00000	UnemploymntComp				24.37	24.37-	
25205- 1000- 52710- 0000- 001118- 0000- 00000	WorkersCompPrem		10.00			10.00	
25205- 1000- 52720- 1010- 001118- 0000- 00000	WorkrsCompERFee			.46	.92	1.38-	
25205- 1000- 53330- 1010- 001118- 0000- 00000	ProfessDevelop		4,238.00	5,205.00	1,962.25	2,929.25-	
25205- 1000- 53711- 1010- 001118- 0000- 00000	Other Charges		1,024.00			1,024.00	
25205- 1000- 55817- 1010- 001118- 0000- 00000	Student Travel		500.00			500.00	
25205- 1000- 55819- 1010- 001118- 0000- 00000	EmpTravTeachers		52.00	1,402.83		1,350.83-	
25205- 1000- 56112- 1010- 001118- 0000- 00000	Other Textbooks				5,160.00	5,160.00-	
25205- 1000- 56113- 1010- 001118- 0000- 00000	Software		10,400.00		980.00	9,420.00	
25205- 1000- 56118- 1010- 001118- 0000- 00000	GenSuppliesMats		5,300.00	6,275.40	13,594.05	14,569.45-	
25205- 1000- 57331- 1010- 001118- 0000- 00000	FixedAssets>\$5k			10,877.58		10,877.58-	
25205- 1000- 57332- 1010- 001118- 0000- 00000	SupplAssets<\$5k		3,399.00			3,399.00	
Total for Funds 25205, Func 1000 and Expense accounts			.00	68,183.00	27,951.13	35,259.19	4,972.68
Funds 26177 - ElemMidSchlnit, Func 1000 - Instruction							
26177- 1000- 51300- 9000- 001118- 1618- 00000	AddtnlCompenstn,Athletics	3,476.00	3,476.00			3,476.00	
26177- 1000- 52111- 0000- 001118- 0000- 00000	EducRetirement	494.00	494.00			494.00	
26177- 1000- 52112- 0000- 001118- 0000- 00000	ERARetireeHlth	71.00	71.00			71.00	
26177- 1000- 52210- 0000- 001118- 0000- 00000	FICA Payments	217.00	217.00			217.00	
26177- 1000- 52220- 0000- 001118- 0000- 00000	MedicarePaymnts	52.00	52.00			52.00	
26177- 1000- 56118- 1010- 001118- 0000- 00000	GenSuppliesMats	690.00	690.00			690.00	
Total for Funds 26177, Func 1000 and Expense accounts		5,000.00	5,000.00	.00	.00	5,000.00	
Funds 27149 - PreK Initiative, Func 1000 - Instruction							
27149- 1000- 51100- 1010- 001118- 1414- 00000	SalariesExpense,TeachersP	93,709.00	93,709.00	22,204.05	68,019.26	3,485.69	

Selection Grouped by Account Type, Filtered by User Permissions, (Org = 130, Online/Offline = N, Period = 11, UnPosted JEs? = N, Assets and Liabilities? = N, Restricted Accts? = Y, Objct = 5, Obj Digits = 0, Page Break Lvl =)

Balances through 05/31/2022						Fiscal Year 2021/22
Funds- Func- Obj ct - Pr gm- Locat n- JbCl - Opt nl	Description	Adopted Budget	Revised Budget	Encumbered	Expenditure	Account Balance
Funds 27149 - PreK Initiative, Func 1000 - Instruction (continued)						
27149- 1000- 51100- 1010- 001118- 1714- 00000	SalariesExpense,InstAsstP	35,427.00	22,807.00	4,082.58	18,010.51	713.91
27149- 1000- 51200- 1010- 001118- 1714- 00000	OvertimeExpense,InstAsstP				65.08	65.08-
27149- 1000- 51300- 1010- 001118- 1414- 00000	AddtnlCompenstn,TeachersP	7,113.00	7,113.00			7,113.00
27149- 1000- 51300- 1010- 001118- 1714- 00000	AddtnlCompenstn,InstAsstP	2,300.00	2,300.00		191.90	2,108.10
27149- 1000- 52111- 0000- 001118- 0000- 00000	EducRetirement	20,900.00	20,900.00			20,900.00
27149- 1000- 52111- 1010- 001118- 0000- 00000	EducRetirement			3,982.44	13,072.50	17,054.94-
27149- 1000- 52112- 0000- 001118- 0000- 00000	ERARetireeHlth	2,775.00	2,775.00			2,775.00
27149- 1000- 52112- 1010- 001118- 0000- 00000	ERARetireeHlth			525.78	1,725.88	2,251.66-
27149- 1000- 52210- 0000- 001118- 0000- 00000	FICA Payments	8,593.00	8,593.00			8,593.00
27149- 1000- 52210- 1010- 001118- 0000- 00000	FICA Payments			1,629.78	5,349.84	6,979.62-
27149- 1000- 52220- 0000- 001118- 0000- 00000	MedicarePaymnts	2,013.00	2,013.00			2,013.00
27149- 1000- 52220- 1010- 001118- 0000- 00000	MedicarePaymnts			381.12	1,251.07	1,632.19-
27149- 1000- 52312- 0000- 001118- 0000- 00000	Life	228.00	253.00		23.67	229.33
27149- 1000- 52312- 1010- 001118- 0000- 00000	Life			47.34	157.80	205.14-
27149- 1000- 52500- 0000- 001118- 0000- 00000	UnemploymntComp	360.00	392.00			392.00
27149- 1000- 52500- 1010- 001118- 0000- 00000	UnemploymntComp			43.63	277.83	321.46-
27149- 1000- 52710- 0000- 001118- 0000- 00000	WorkersCompPrem	2,101.00	2,101.00		2,101.00	
27149- 1000- 52720- 0000- 001118- 0000- 00000	WorkrsCompERFee	40.00	40.00			40.00
27149- 1000- 52720- 1010- 001118- 0000- 00000	WorkrsCompERFee			6.90	23.00	29.90-
27149- 1000- 56118- 1010- 001118- 0000- 00000	GenSuppliesMats	70,440.00	80,383.00	9,291.15	5,495.18	65,596.67
27149- 1000- 57332- 1010- 001118- 0000- 00000	SupplAssets<\$5k	10,001.00	12,621.00	6,777.86	4,066.85	1,776.29
Total for Func 1000 and Expense accounts		256,000.00	256,000.00	48,972.63	119,831.37	87,196.00
Funds 27149 - PreK Initiative, Func 2600 - Op&MaintofPlant						
27149- 2600- 56118- 0000- 001118- 0000- 00000	GenSuppliesMats			13.55	.01	13.56-
27149- 2600- 57332- 0000- 001118- 0000- 00000	SupplAssets<\$5k	10,000.00	10,000.00	379.50	8,043.37	1,577.13
Total for Func 2600 and Expense accounts		10,000.00	10,000.00	393.05	8,043.38	1,563.57
Total for Funds 27149		266,000.00	266,000.00	49,365.68	127,874.75	88,759.57
Funds 27183 - NM Grown FVV, Func 3100 - FoodSvcsOpertns						
27183- 3100- 56116- 0000- 001118- 0000- 00000	Food	5,000.00	5,000.00	298.00	5,310.00	608.00-
Total for Funds 27183, Func 3100 and Expense accounts		5,000.00	5,000.00	298.00	5,310.00	608.00-
Funds 28211 - Covid Testing, Func 2100 - SuppSvcsStudnts						
28211- 2100- 51300- 0000- 001118- 1216- 00000	AddtnlCompenstn,HealthAss			2,660.00	5,320.00	7,980.00-
28211- 2100- 52111- 0000- 001118- 0000- 00000	EducRetirement			403.00	806.00	1,209.00-
28211- 2100- 52112- 0000- 001118- 0000- 00000	ERARetireeHlth			53.24	106.40	159.64-
28211- 2100- 52210- 0000- 001118- 0000- 00000	FICA Payments			164.92	329.84	494.76-

Balances through 05/31/2022						Fiscal Year 2021/22
Funds- Func- Obj ct - Pr gm- Locat n- JbCl - Opt nl	Description	Adopted Budget	Revised Budget	Encumbered	Expenditure	Account Balance
Funds 28211 - Covid Testing, Func 2100 - SuppSvcsStudnts (continued)						
28211- 2100- 52220- 0000- 001118- 0000- 00000	MedicarePaymnts			38.56	77.12	115.68-
28211- 2100- 52500- 0000- 001118- 0000- 00000	UnemploymntComp			8.76	17.52	26.28-
Total for Funds 28211, Func 2100 and Expense accounts		.00	.00	3,328.48	6,656.88	9,985.36-
Funds 31200 - PubSchCapOutlay, Func 4000 - Capital Outlay						
31200- 4000- 54610- 0000- 001118- 0000- 00000	RentILandBldngs		298,417.00	52,397.51	96,810.99	149,208.50
Total for Funds 31200, Func 4000 and Expense accounts		.00	298,417.00	52,397.51	96,810.99	149,208.50
Funds 31600 - CapImprvmtsHB33, Func 2300 - SupptSvcs-Admin						
31600- 2300- 53712- 0000- 001118- 0000- 00000	CityTaxCollCost	5,433.00	5,433.00		2,344.37	3,088.63
Total for Func 2300 and Expense accounts		5,433.00	5,433.00	.00	2,344.37	3,088.63
Funds 31600 - CapImprvmtsHB33, Func 4000 - Capital Outlay						
31600- 4000- 57200- 0000- 001118- 0000- 00000	BuildingPurchase	1,382,634.00	1,408,754.00			1,408,754.00
Total for Func 4000 and Expense accounts		1,382,634.00	1,408,754.00	.00	.00	1,408,754.00
Total for Funds 31600		1,388,067.00	1,414,187.00	.00	2,344.37	1,411,842.63
Funds 31700 - CapImprvmtsSB-9, Func 4000 - Capital Outlay						
31700- 4000- 57331- 0000- 001118- 0000- 00000	FixedAssets>\$5k	10,000.00	10,000.00			10,000.00
31700- 4000- 57332- 0000- 001118- 0000- 00000	SupplAssets<\$5k	10,350.00	10,350.00	29,648.80	32,912.08	52,210.88-
Total for Funds 31700, Func 4000 and Expense accounts		20,350.00	20,350.00	29,648.80	32,912.08	42,210.88-
Funds 31701 - CapImprvsSB9Loc, Func 2300 - SupptSvcs-Admin						
31701- 2300- 53712- 0000- 001118- 0000- 00000	CityTaxCollCost	2,700.00	2,700.00		1,201.79	1,498.21
Total for Func 2300 and Expense accounts		2,700.00	2,700.00	.00	1,201.79	1,498.21
Funds 31701 - CapImprvsSB9Loc, Func 4000 - Capital Outlay						
31701- 4000- 54315- 0000- 001118- 0000- 00000	MntRepBlgsGrdEq	41,500.00	41,500.00			41,500.00
31701- 4000- 57200- 0000- 001118- 0000- 00000	BuildingPurchase	610,516.00	610,516.00			610,516.00
31701- 4000- 57331- 0000- 001118- 0000- 00000	FixedAssets>\$5k	15,000.00	15,000.00			15,000.00
31701- 4000- 57332- 0000- 001118- 0000- 00000	SupplAssets<\$5k	20,000.00	24,324.00		34,757.81	10,433.81-
Total for Func 4000 and Expense accounts		687,016.00	691,340.00	.00	34,757.81	656,582.19
Total for Funds 31701		689,716.00	694,040.00	.00	35,959.60	658,080.40
Funds 31703 - SB9 SMCash, Func 4000 - Capital Outlay						
31703- 4000- 57332- 0000- 001118- 0000- 00000	SupplAssets<\$5k	21,080.00	32,486.00		1,719.00	30,767.00
Total for Funds 31703, Func 4000 and Expense accounts		21,080.00	32,486.00	.00	1,719.00	30,767.00
Total for Org 130 - Christine Duncan Heritage		8,410,757.00	9,365,302.00	1,478,743.67	4,965,335.39	2,921,222.94