

Christine Duncan Heritage Academy
Financial Update
May 18, 2022

A. BARs

	<u>BAR #</u>	<u>Fund Description</u>	<u>Reason/Type</u>	<u>Amount</u>
1		Blanket BAR approval thru 06/30/22		

B. Payroll & Accounts Payable Payment Vouchers

1 April 2022

C. Financial Statement Reports - as of April 30, 2022

1 Financial Analysis
2 Bank Reconciliations

D. Other

1 None

Checks Dated 04/01/2022 through 04/30/2022

Check Number	Check Date	Pay to the Order of	Check Amount
13439	04/01/2022	ABCWUA	1,399.98
13440	04/01/2022	Accountability and Compliance Resources LLC	707.81
13441	04/01/2022	Albuquerque Charter School League	75.00
13442	04/01/2022	Amaro's Carpet Cleaning	280.48
13443	04/01/2022	Amaro's Carpet Cleaning	280.48
13444	04/01/2022	Association of Charter School Education Services	49,429.93
13445	04/01/2022	De Lage Landen Financial Services Inc	988.71
13446	04/01/2022	Diverse Development LLC	8,711.31
13447	04/01/2022	Ephesus Office Technologies	321.47
13448	04/01/2022	InAccord PC	3,236.25
13449	04/01/2022	Quill Corporation	2,280.27
13450	04/01/2022	Rising Sun Technologies	7,015.56
13451	04/01/2022	Summit Fire & Security	375.39
13452	04/01/2022	Veronica Vigil	83.95
13453	04/07/2022	Concepcion Beltran	88.00
13454	04/07/2022	Crystal Springs	68.75
13455	04/07/2022	Elsa Aguirre	61.02
13456	04/07/2022	Litzia Gonzalez-Rios	90.00
13457	04/07/2022	Saylor Family Trust, LLC	35,000.00
13458	04/07/2022	Saylor Family Trust, LLC	514.58
13459	04/07/2022	The Graduation Place	710.00
13460	04/13/2022	Amaro's Carpet Cleaning	280.48
13461	04/13/2022	Bilingual Multicultural Services Inc	2,138.62
13462	04/13/2022	Crystal Springs	247.50
13463	04/13/2022	Elsa Aguirre	154.99
13464	04/13/2022	Eva Ornelas	100.00
13465	04/13/2022	Fiber Platform, LLC	87.03
13466	04/13/2022	Judith Trejo	44.00
13467	04/13/2022	Litzia Gonzalez-Rios	125.00
13468	04/13/2022	Marcia Lee Unnever, Kids Focus	410.00
13469	04/13/2022	Verizon Wireless	154.97
13472	04/20/2022	Accountability and Compliance Resources LLC	707.81
13473	04/20/2022	Agricultura Cooperative	1,755.00
13474	04/20/2022	Alpine Protection LLC	79.98
13475	04/20/2022	Amaro's Carpet Cleaning	280.48
13476	04/20/2022	Association of Charter School Education Services	50,817.94
13477	04/20/2022	Brady Industries, LLC	1,908.84
13478	04/20/2022	Comcast	26.12
13479	04/20/2022	Crystal Springs	1,283.43
13480	04/20/2022	Ephesus Office Technologies	804.37
13481	04/20/2022	NM Gas Company	652.11
13482	04/20/2022	Orkin Pest Control	112.19
13483	04/20/2022	Pitney Bowes Purchase Power	100.00
13484	04/20/2022	Public Charter Schools of NM	150.00
13485	04/20/2022	Quill Corporation	1,360.32
13486	04/20/2022	Rising Sun Technologies	1,779.00
13487	04/20/2022	Standard Restaurant Equipment	5,723.58
13488	04/20/2022	Charter School Nursing Service	6,637.01
13489	04/20/2022	Charter School Nursing Service	6,800.17

The preceding Checks have been issued in accordance with the District's Policy and authorization of the Board of Trustees. It is recommended that the preceding Checks be approved.



Page 1 of 2

Checks Dated 04/01/2022 through 04/30/2022

Check Number	Check Date	Pay to the Order of	Check Amount
13490	04/28/2022	ABCWUA	1,431.68
13491	04/28/2022	Amaro's Carpet Cleaning	329.02
13492	04/28/2022	Association of Charter School Education Services	36,999.00
13493	04/28/2022	Crystal Springs	225.00
13494	04/28/2022	Dual Language Education of NM	1,050.00
13495	04/28/2022	Jesus A Moncada	183.92
13496	04/28/2022	Maestas, Melissa	118.92
13497	04/28/2022	Mayra Moncada	532.95
13498	04/28/2022	Rising Sun Technologies	5,103.56
13499	04/28/2022	Sandia Office Supply	1,079.08
13500	04/28/2022	Theresa Bustos	130.50
VCH-00000172	04/04/2022	NMPSIA	20,263.00
Total Number of Checks			61
			263,886.51

Fund Recap

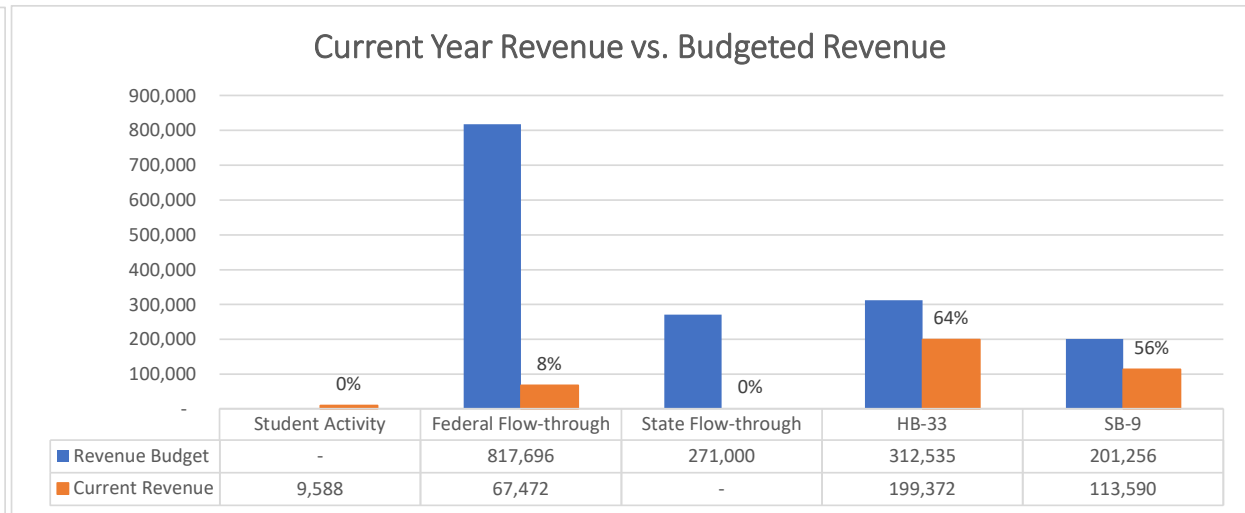
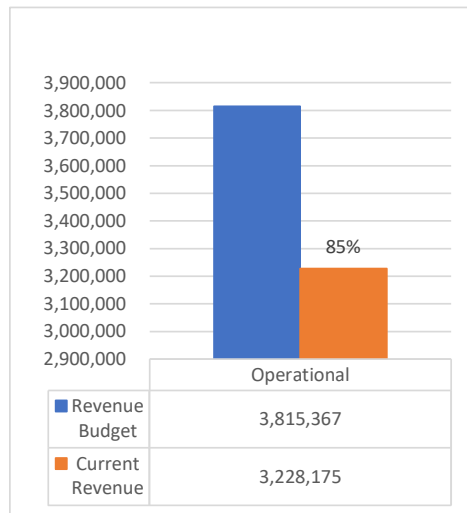
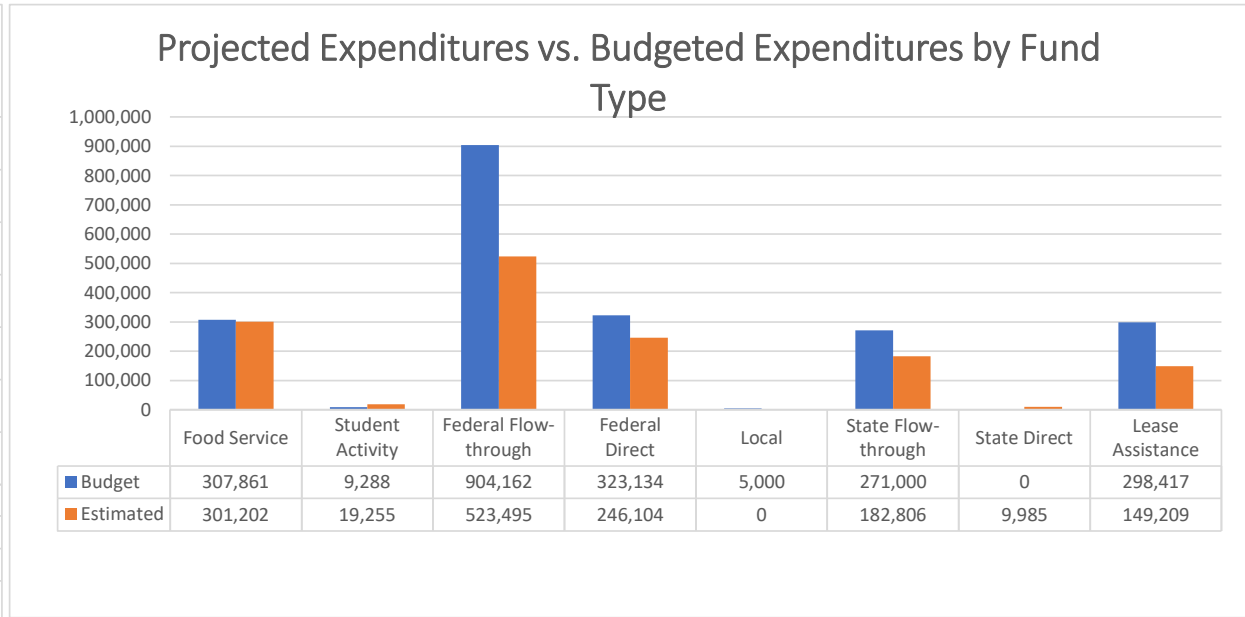
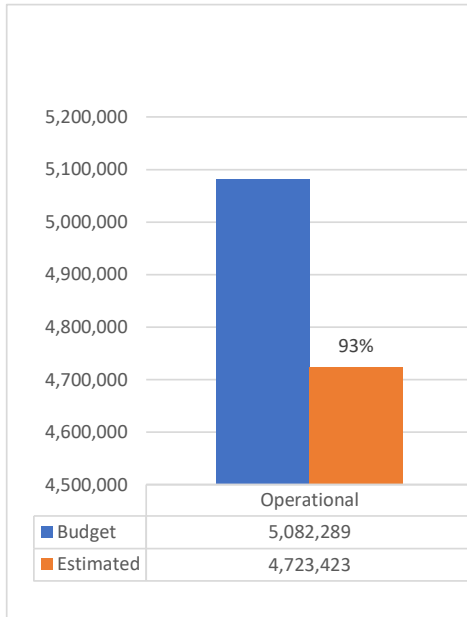
Fund	Description	Check Count	Expensed Amount
11000	Operational Fund	50	117,889.56
14000	Inst. Materials Fund	2	2,711.00
21000	Food Services Fund	8	63,381.17
23002	PreK Classroom	1	797.55
23010	Admin Discretionary Account	4	351.96
23102	General Activities	1	60.94
24101	Title I - IASA	1	89.58
24106	IDEA-B Entitlement	2	1,783.49
24154	Teach./Princp. Train & Recruit	1	1,050.00
24308	CRRSA, ESSER II	1	751.34
25153	Title XIX MEDICAID 3/21 Years	2	13,437.18
25171	Child & Adult Food Program	2	31,579.20
25205	Gear Up New Mexico Initiative	2	1,277.00
27149	PreK Initiative	2	543.47
27183	NM Grown FVV	1	1,755.00
31200	Public School Capital Outlay	2	26,428.07
Total Number of Checks		61	263,886.51
Less Unpaid Tax Liability			.00
Net (Check Amount)			263,886.51

The preceding Checks have been issued in accordance with the District's Policy and authorization of the Board of Trustees. It is recommended that the preceding Checks be approved.

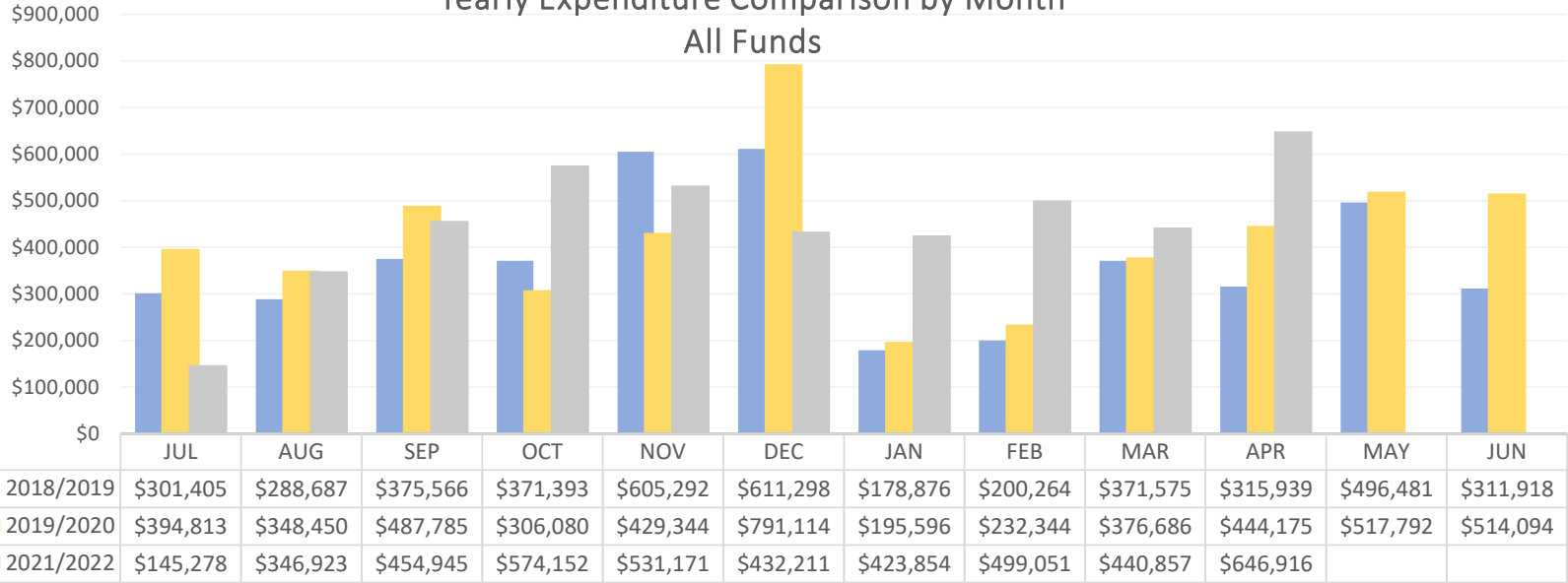
Christine Duncan Heritage Academy

Expenditure Analytical Review

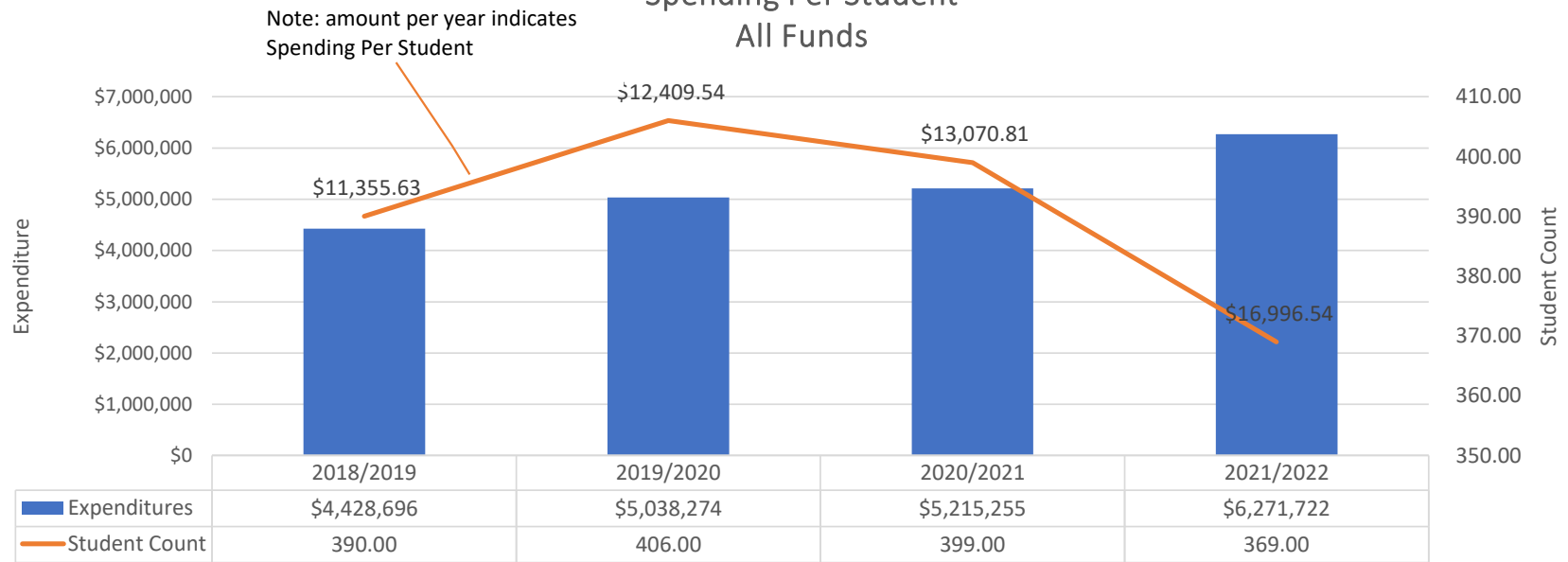
April 30, 2022

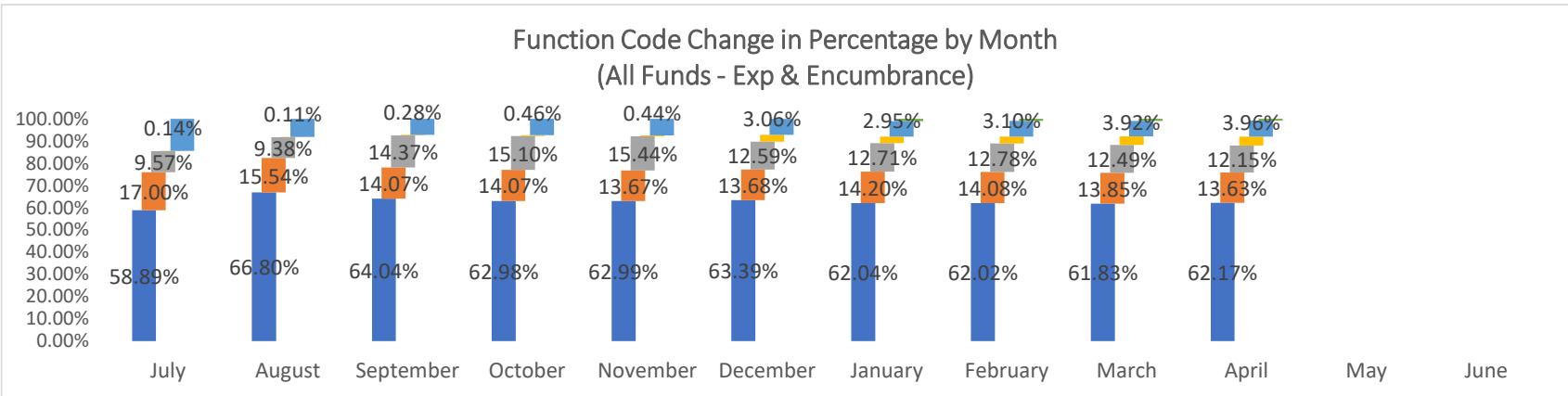
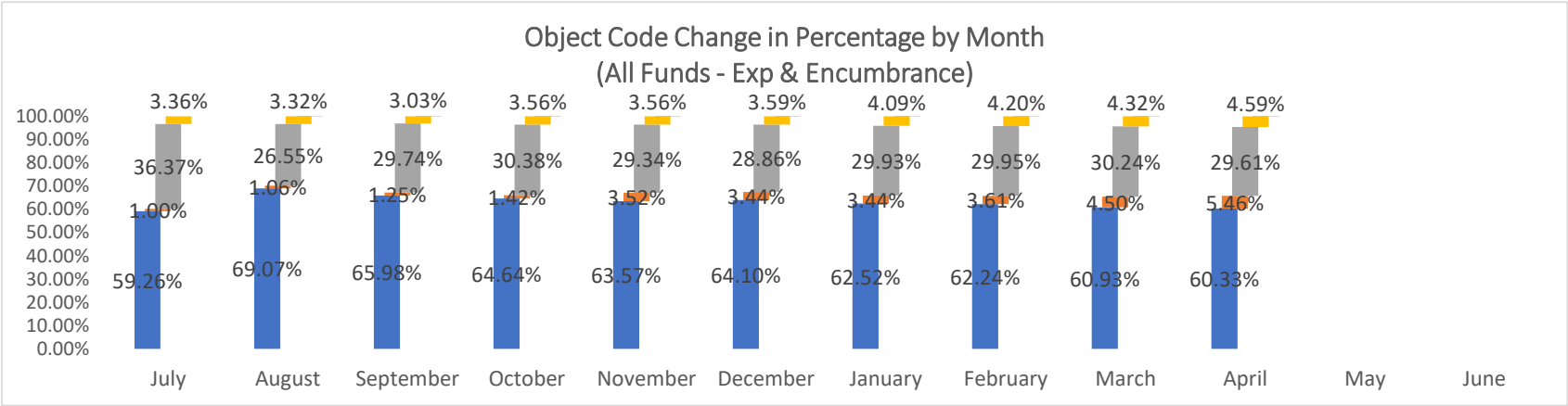
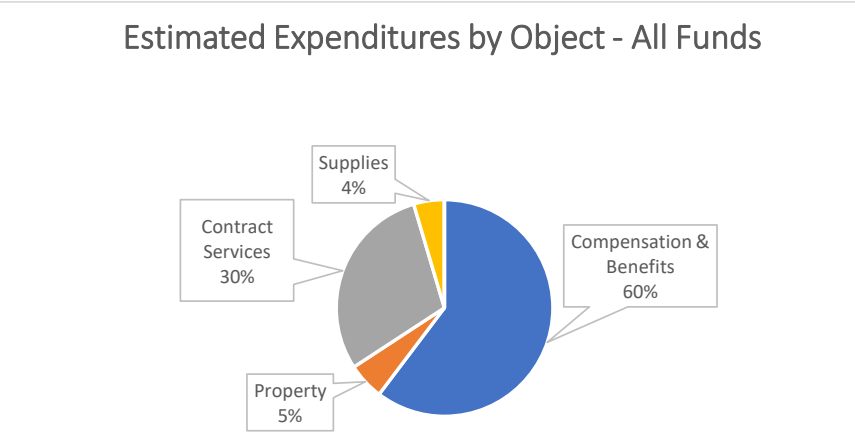
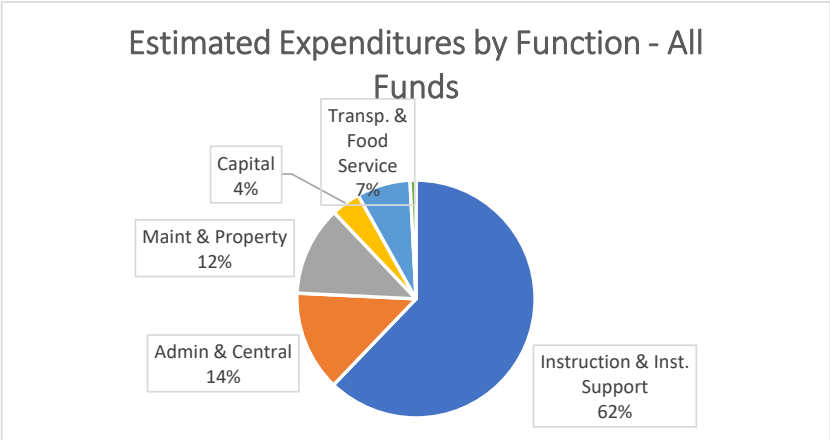


Yearly Expenditure Comparison by Month All Funds

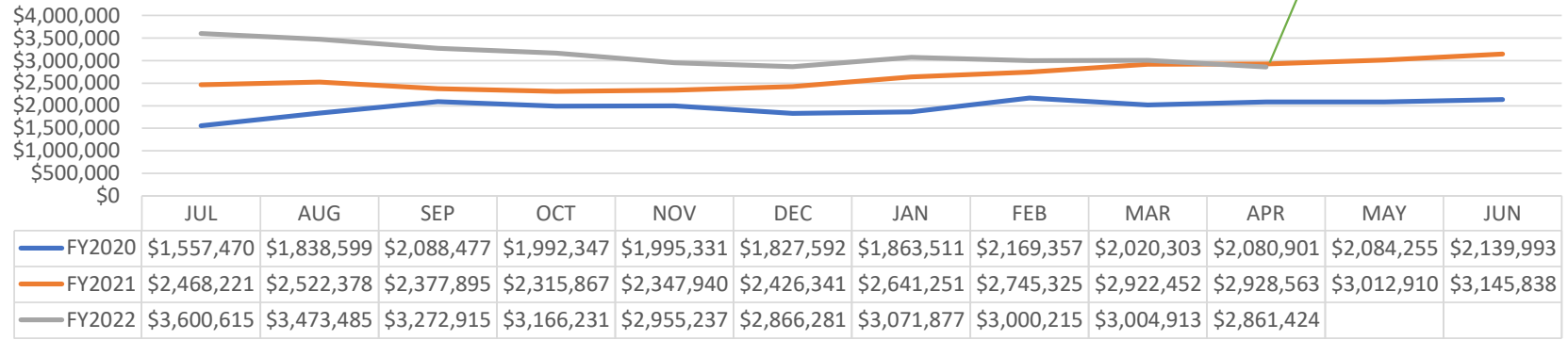


Spending Per Student All Funds

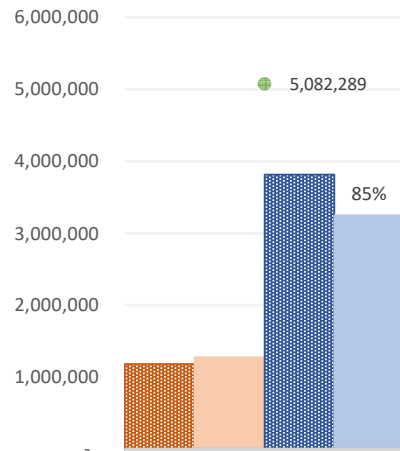




Monthly Cash Balance All Funds

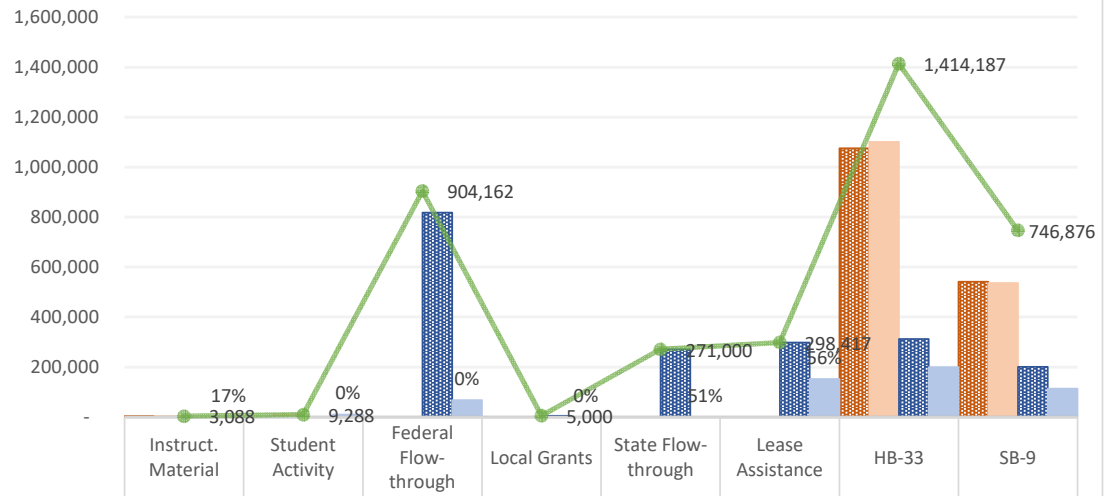


(Operational Fund Only)



FB Budget	1,180,953
FB	1,278,303
Revenue Budget	3,815,367
YTD Revenue	3,253,175
Total Budget	5,082,289

Current Year Revenue vs. Budgeted Revenue & Beg Fund Balance vs. Budgeted Fund Balance



FB Budget	3,088	-	-	-	-	-	1,075,532	541,296
FB	3,088	9,288	-	-	-	-	1,101,652	536,779
Revenue Budget	-	-	817,696	5,000	271,000	298,417	312,535	201,256
Current Revenue	-	9,588	67,472	-	-	151,794	199,372	113,590
Total Budget	3,088	9,288	904,162	5,000	271,000	298,417	1,414,187	746,876

Analyz

Account number

Business Checking - PF

April 1, 2022 - April 30, 2022 Page 1 of 3



CHRISTINE DUNC
1900 ATRISCO DR
ALBUQUERQUE N

E ACADEMY
87120-1146

Questions?

Call your Customer Service Officer or Client Services
1-800-AT WELLS (1-800-289-3557)
5:00 AM TO 6:00 PM Pacific Time Monday - Friday

Online: wellsfargo.com

Write: Wells Fargo Bank, N.A. (585)
P.O. Box 6995
Portland, OR 97228-6995

Account summary

Analyzed Business Checking - PF

Account number	Beginning balance	Total credits	Total debits	Ending balance
9790384409	\$2,950,596.21	\$400,174.16	-\$436,538.52	\$2,914,231.85

Credits

Electronic deposits/bank credits

Effective date	Posted date	Amount	Transaction detail
04/05		93.00	Post Verify Deposit
04/08		210.00	Post Verify Deposit
04/12		319,498.38	APS Payments Christine Dncn Christine Duncan Ha Cs
04/13		2,634.77	State of NEW Mex Vndr Pymt Nmap0001354536 CD.Rfr.2022.02 Gunm-CD.Rfr.2022.02
04/18		15,538.88	State of NM Earlychild Nmap0001358128 Christine Duncan's Her
04/19		142.96	Sandoval County ACH Paymen 670317 March 2022 Distribution Hb-33
04/20		74.04	Sandoval County ACH Paymen 670647 March 2022 Distribution Sb-9
04/20		10,092.88	Bernalillo Count Distr_Pymt Christine Duncans Heri
04/20		23,347.50	State of NEW Mex Vndr Pymt Nmap0001359534 11000 Fy22 3% Compensation 11000 Fy22 3% Compensa
04/22		480.00	State of NEW Mex Vndr Pymt Nmap0001362361 USDA March 2022 USDA March 2022
04/25		1,440.00	Post Verify Deposit
04/25		26,165.75	State of NEW Mex Vndr Pymt Nmap0001363155 USDA March 2022 Sso USDA March 2022 Sso
04/28		456.00	Post Verify Deposit
		\$400,174.16	Total electronic deposits/bank credits
		\$400,174.16	Total credits



Debits

Electronic debits/bank debits

Effective date	Posted date	Amount	Transaction detail
04/01		37.90	Legalshield Grp Paymt 250965480148716 Christine Duncan Herit
04/01		245.10 <	Business to Business ACH Debit - Tax_Rev_Wkc_Ecks Trd Pmnt 220330 1840816256 Christine Duncan's Her
04/01		19,944.12 <	Business to Business ACH Debit - IRS Usatxpymt 040122 270249104449900 Christine Duncans Heri
04/04		20,263.00	WT Seq211244 State of NEW Mexico /Bnf=Nmpsia Srf# 2022 03 Nmpsia Trn#220404211244 Rfb# 77
04/11		264.05	Client Analysis Svc Chrg 220408 Svc Chge 0322 000009790384409
04/14		82,566.04	ACH Prep Origintn - Christine Duncan - File 7878782339 Coid 1205009183
04/15		23,989.63 <	Business to Business ACH Debit - IRS Usatxpymt 041522 270250513957650 Christine Duncans Heri
04/28		76,238.40	ACH Prep Origintn - Christine Duncan - File 7878782339 Coid 1205009183
04/29		19,991.36 <	Business to Business ACH Debit - IRS Usatxpymt 042922 270251943615834 Christine Duncans Heri

\$243,539.60 Total electronic debits/bank debits

< Business to Business ACH: If this is a business account, this transaction has a return time frame of one business day from post date. This time frame does not apply to consumer accounts.

Checks paid

Number	Amount	Date	Number	Amount	Date	Number	Amount	Date
13421	1,963.33	04/06	13452	83.95	04/11	13472	707.81	04/27
13426*	85.64	04/11	13455*	61.02	04/14	13474*	79.98	04/27
13427	18.98	04/05	13456	90.00	04/22	13475	280.48	04/22
13429*	189.99	04/11	13457	35,000.00	04/18	13476	50,817.94	04/26
13435*	200.00	04/11	13458	514.58	04/18	13477	1,908.84	04/22
13438*	219.22	04/15	13460*	280.48	04/18	13478	26.12	04/26
13439	1,399.98	04/06	13461	2,138.62	04/20	13479	1,283.43	04/22
13440	707.81	04/13	13462	247.50	04/19	13480	804.37	04/26
13442*	280.48	04/08	13463	154.99	04/14	13481	652.11	04/22
13443	280.48	04/08	13464	100.00	04/15	13482	112.19	04/26
13444	49,429.93	04/26	13465	87.03	04/20	13483	100.00	04/28
13445	988.71	04/13	13466	44.00	04/18	13484	150.00	04/27
13446	8,711.31	04/14	13467	125.00	04/22	13486*	1,779.00	04/26
13447	321.47	04/12	13468	410.00	04/20	13487	5,723.58	04/26
13448	3,236.25	04/11	13469	154.97	04/20	13488	6,637.01	04/26
13450*	7,015.56	04/06	13471*	219.22	04/20	13489	6,800.17	04/26
13451	375.39	04/11						

\$192,998.92 Total checks paid

* Gap in check sequence.

\$436,538.52 Total debits



Daily ledger balance summary

<i>Date</i>	<i>Balance</i>	<i>Date</i>	<i>Balance</i>	<i>Date</i>	<i>Balance</i>
03/31	2,950,596.21	04/12	3,214,191.92	04/22	3,105,567.96
04/01	2,930,369.09	04/13	3,215,130.17	04/25	3,133,173.71
04/04	2,910,106.09	04/14	3,123,636.81	04/26	3,011,043.40
04/05	2,910,180.11	04/15	3,099,327.96	04/27	3,010,105.61
04/06	2,899,801.24	04/18	3,079,027.78	04/28	2,934,223.21
04/08	2,899,450.28	04/19	3,078,923.24	04/29	2,914,231.85
04/11	2,895,015.01	04/20	3,109,427.82		
Average daily ledger balance		\$3,015,527.49			

Statement Date 04/30/2022

Cash Object 11010

Status Posted

Journal Entry # CA22-00022

Bank Statement Ending Balance	2,914,231.85	Service Charge	264.05
Less: Uncleared Payments	55,025.77	Interest Earned	0.00
Add: Uncleared Deposits	0.00		
Add: Uncleared Other	0.00	Cleared Payments	505,346.50
Adjusted Bank Balance	2,859,206.08	Cleared Deposits	400,174.16
System Cash Balance	2,859,206.08	Cleared Other	68,807.98
Add: Unposted Charges and Interest	0.00		
Revised System Cash Balance	2,859,206.08	Submitted By	JPINEDA, 05/11/2022
Difference	0.00	Posted By	BRUNYAN, 05/11/2022

Uncleared Payments

Issued	Check #	Check Amount	Pay To Name	Vendor ID	Emp ID	Bank Acct
08/26/21	Batch 08/26/2021	5.00				130MAIN
10/01/21	13057	43.80	Albuquerque Publishing Company	000024		130MAIN
11/13/21	13161	46.11	Susana Corpus		000238	130MAIN
12/23/21	13252	219.22	NM Child Supp Enforc Agency	901001		130MAIN
01/04/22	13259(*)		Charter School Nursing Service	000251		130MAIN
01/07/22	13273	771.45	Elsa Aguirre		000247	130MAIN
02/09/22	13335(*)		Charter School Nursing Service	000251		130MAIN
02/25/22	13381	200.00	Metropolitan Life Insurance	901002		130MAIN
04/01/22	13441	75.00	Albuquerque Charter School League	000744		130MAIN
04/01/22	13449	2,280.27	Quill Corporation	000214		130MAIN
04/07/22	13453	88.00	Concepcion Beltran	CONBEL		130MAIN
04/07/22	13454	68.75	Crystal Springs	010183		130MAIN
04/07/22	13459	710.00	The Graduation Place	010063		130MAIN
04/20/22	13473	1,755.00	Agricultura Cooperative	AGRCOO		130MAIN
04/20/22	13485	1,360.32	Quill Corporation	000214		130MAIN
04/28/22	13490	1,431.68	ABCWUA	000221		130MAIN
04/28/22	13491	329.02	Amaro's Carpet Cleaning	010114		130MAIN
04/28/22	13492	36,999.00	Association of Charter School Education Ser	010178		130MAIN
04/28/22	13493	225.00	Crystal Springs	010183		130MAIN
04/28/22	13494	1,050.00	Dual Language Education of NM	000156		130MAIN
04/28/22	13495	183.92	Jesus A Moncada	000111		130MAIN
04/28/22	13496	118.92	Maestas, Melissa	010136		130MAIN
04/28/22	13497	532.95	Mayra Moncada	MAYMON		130MAIN
04/28/22	13498	5,103.56	Rising Sun Technologies	010179		130MAIN
04/28/22	13499	1,079.08	Sandia Office Supply	000500		130MAIN
04/28/22	13500	130.50	Theresa Bustos	010132		130MAIN

Selection Grouped by Org, Cash Object, Statement Date - Sorted by Item date, Item #, (Org = 130, Cash Object IN ('11010'), Bank Statement Date = 4/30/2022, Uncleared Only? = No)



Statement Date 04/30/2022

Cash Object 11010

Status Posted

Journal Entry # CA22-00022

Uncleared Payments (continued)

Issued	Check #	Check Amount	Pay To Name	Vendor ID	Emp ID	Bank Acct
04/29/22	13502	219.22	NM Child Supp Enforc Agency	901001		130MAIN
		55,025.77	(*) Cancelled Payments			13,437.18

Cleared Payments

Issued	Check #	Check Amount	Cleared Amount	Difference	Cleared	Pay To Name	Vendor ID	Emp ID	Bank Acct
03/23/22	13421	1,963.33	1,963.33		04/30/22	Bilingual Multicultural Services Inc	000241		130MAIN
03/23/22	13426	85.64	85.64		04/30/22	Julie Weeks	010144		130MAIN
03/23/22	13427	18.98	18.98		04/30/22	Melissa Maestas	010136		130MAIN
03/23/22	13429	189.99	189.99		04/30/22	Quill Corporation	000214		130MAIN
03/30/22	13434	37.90	37.90		04/30/22	Pre-Paid Legal Services, Inc.	901000		130MAIN
03/30/22	13435	200.00	200.00		04/30/22	Metropolitan Life Insurance	901002		130MAIN
04/01/22	13437	19,944.12	19,944.12		04/30/22	EFTPS	900004		130MAIN
04/01/22	13438	219.22	219.22		04/30/22	NM Child Supp Enforc Agency	901001		130MAIN
04/01/22	13439	1,399.98	1,399.98		04/30/22	ABCWUA	000221		130MAIN
04/01/22	13440	707.81	707.81		04/30/22	Accountability and Compliance Resources LI	000461		130MAIN
04/01/22	13442	280.48	280.48		04/30/22	Amaro's Carpet Cleaning	010114		130MAIN
04/01/22	13443	280.48	280.48		04/30/22	Amaro's Carpet Cleaning	010114		130MAIN
04/01/22	13444	49,429.93	49,429.93		04/30/22	Association of Charter School Education Ser	000635		130MAIN
04/01/22	13445	988.71	988.71		04/30/22	De Lage Landen Financial Services	000411		130MAIN
04/01/22	13446	8,711.31	8,711.31		04/30/22	Diverse Development LLC	DIVDEV		130MAIN
04/01/22	13447	321.47	321.47		04/30/22	Ephesus Office Technologies	000209		130MAIN
04/01/22	13448	3,236.25	3,236.25		04/30/22	InAccord PC	010081		130MAIN
04/01/22	13450	7,015.56	7,015.56		04/30/22	Rising Sun Technologies	010179		130MAIN
04/01/22	13451	375.39	375.39		04/30/22	Summit Fire & Security	000562		130MAIN
04/01/22	13452	83.95	83.95		04/30/22	Veronica Vigil	010191		130MAIN
04/01/22	Batch 04/01/2022	69,317.13	69,317.13		04/30/22				130MAIN
04/04/22	Batch 04/04/2022	20,263.00	20,263.00		04/30/22				130MAIN
04/07/22	13455	61.02	61.02		04/30/22	Elsa Aguirre	ELSA A		130MAIN
04/07/22	13456	90.00	90.00		04/30/22	Litzia Gonzalez-Rios	LITGON		130MAIN
04/07/22	13457	35,000.00	35,000.00		04/30/22	Saylor Family Trust, LLC	000555		130MAIN
04/07/22	13458	514.58	514.58		04/30/22	Saylor Family Trust, LLC	000555		130MAIN
04/13/22	13460	280.48	280.48		04/30/22	Amaro's Carpet Cleaning	010114		130MAIN
04/13/22	13461	2,138.62	2,138.62		04/30/22	Bilingual Multicultural Services Inc	000241		130MAIN
04/13/22	13462	247.50	247.50		04/30/22	Crystal Springs	010183		130MAIN
04/13/22	13463	154.99	154.99		04/30/22	Elsa Aguirre	ELSA A		130MAIN
04/13/22	13464	100.00	100.00		04/30/22	Eva Ornelas	010139		130MAIN

Selection Grouped by Org, Cash Object, Statement Date - Sorted by Item date, Item #, (Org = 130, Cash Object IN ('11010'), Bank Statement Date = 4/30/2022, Uncleared Only? = No)



Statement Date 04/30/2022

Cash Object 11010

Status Posted

Journal Entry # CA22-00022

Cleared Payments (continued)

Issued	Check #	Check Amount	Cleared Amount	Difference	Cleared	Pay To Name	Vendor ID	Emp ID	Bank Acct
04/13/22	13465	87.03	87.03		04/30/22	Fiber Platform, LLC	UPN		130MAIN
04/13/22	13466	44.00	44.00		04/30/22	Judith Trejo	010222		130MAIN
04/13/22	13467	125.00	125.00		04/30/22	Litzia Gonzalez-Rios	LITGON		130MAIN
04/13/22	13468	410.00	410.00		04/30/22	Marcia Lee Unnever, Kids Focus	000579		130MAIN
04/13/22	13469	154.97	154.97		04/30/22	Verizon Wireless	000206		130MAIN
04/15/22	13470	23,989.63	23,989.63		04/30/22	EFTPS	900004		130MAIN
04/15/22	13471	219.22	219.22		04/30/22	NM Child Supp Enforc Agency	901001		130MAIN
04/15/22	Batch 04/15/2022	82,566.04	82,566.04		04/30/22				130MAIN
04/20/22	13472	707.81	707.81		04/30/22	Accountability and Compliance Resources LI	000461		130MAIN
04/20/22	13474	79.98	79.98		04/30/22	Alpine Protection LLC	010013		130MAIN
04/20/22	13475	280.48	280.48		04/30/22	Amaro's Carpet Cleaning	010114		130MAIN
04/20/22	13476	50,817.94	50,817.94		04/30/22	Association of Charter School Education Ser	000635		130MAIN
04/20/22	13477	1,908.84	1,908.84		04/30/22	Brady Industries, LLC	000620		130MAIN
04/20/22	13478	26.12	26.12		04/30/22	Comcast	000208		130MAIN
04/20/22	13479	1,283.43	1,283.43		04/30/22	Crystal Springs	010183		130MAIN
04/20/22	13480	804.37	804.37		04/30/22	Ephesus Office Technologies	000209		130MAIN
04/20/22	13481	652.11	652.11		04/30/22	NM Gas Company	000558		130MAIN
04/20/22	13482	112.19	112.19		04/30/22	Orkin Pest Control	000697		130MAIN
04/20/22	13483	100.00	100.00		04/30/22	Pitney Bowes Purchase Power	000760		130MAIN
04/20/22	13484	150.00	150.00		04/30/22	Public Charter Schools of NM	000056		130MAIN
04/20/22	13486	1,779.00	1,779.00		04/30/22	Rising Sun Technologies	010179		130MAIN
04/20/22	13487	5,723.58	5,723.58		04/30/22	Standard Restaurant Equipment	000719		130MAIN
04/20/22	13488	6,637.01	6,637.01		04/30/22	Charter School Nursing Service	000251		130MAIN
04/20/22	13489	6,800.17	6,800.17		04/30/22	Charter School Nursing Service	000251		130MAIN
04/29/22	13501	19,991.36	19,991.36		04/30/22	EFTPS	900004		130MAIN
04/29/22	Batch 04/29/2022	76,238.40	76,238.40		04/30/22				130MAIN
		505,346.50	505,346.50			(* Canceled Payments			13,437.18

Cleared Deposits

Deposited	Deposit #	Deposit Amount	Cleared Amount	Difference	Cleared	Bank Acct
04/05/22	Batch 04/05/2022	93.00	93.00		04/30/22	130MAIN
04/08/22	Batch 04/08/2022	210.00	210.00		04/30/22	130MAIN
04/12/22	Batch 04/12/2022	319,498.38	319,498.38		04/30/22	130MAIN
04/13/22	Batch 04/13/2022	2,634.77	2,634.77		04/30/22	130MAIN
04/18/22	Batch 04/18/2022	15,538.88	15,538.88		04/30/22	130MAIN
04/19/22	Batch 04/19/2022	142.96	142.96		04/30/22	130MAIN

Selection Grouped by Org, Cash Object, Statement Date - Sorted by Item date, Item #, (Org = 130, Cash Object IN ('11010'), Bank Statement Date = 4/30/2022, Uncleared Only? = No)



Statement Date 04/30/2022

Cash Object 11010

Status Posted

Journal Entry # CA22-00022

Cleared Deposits (continued)

Deposited	Deposit #	Deposit Amount	Cleared Amount	Difference	Cleared	Bank Acct
04/20/22	Batch 04/20/2022	33,514.42	33,514.42		04/30/22	130MAIN
04/22/22	Batch 04/22/2022	480.00	480.00		04/30/22	130MAIN
04/25/22	Batch 04/25/2022	27,605.75	27,605.75		04/30/22	130MAIN
04/28/22	Batch 04/28/2022	456.00	456.00		04/30/22	130MAIN
		400,174.16	400,174.16			

Cleared Other

Effective	JE #	Amount	Cleared Amount	Difference	Cleared	JE Comment	Bank Acct
04/01/22	CA22-00018	245.10-	245.10-		04/30/22		
04/01/22	CA22-00020	69,317.13	69,317.13		04/30/22		
04/30/22	CA22-00022	264.05-	264.05-		05/11/22		
		68,807.98	68,807.98				

As of 04/30/2022		Fiscal Year 2021/22 Actuals			
Resource	Beginning Balance	Revenue Activity	Expense Activity	Net Activity	Resulting Balance
Fund 11000 - Operational Fund	1,278,303.42	3,253,175.09	3,398,831.07	145,655.98-	1,132,647.44
Fund 14000 - Inst. Materials Fund	3,088.37	.00	4,490.00	4,490.00-	1,401.63-
Fund 21000 - Food Services Fund	100,547.14	375,875.81	256,767.47	119,108.34	219,655.48
Fund 23000 - Non-Instruct. Fund	75.60	1,278.08	.00	1,278.08	1,353.68
Fund 23001 - Athletic	.00	4,166.90	.00	4,166.90	4,166.90
Fund 23002 - PreK Classroom	.00	.00	797.55	797.55-	797.55-
Fund 23003 - Chess Club	39.71	.00	.00	.00	39.71
Fund 23004 - Student Council	2,962.08	.00	1,404.00	1,404.00-	1,558.08
Fund 23005 - Yearbook	2,109.50	20.00	.00	20.00	2,129.50
Fund 23006 - Cheer	140.02	.00	.00	.00	140.02
Fund 23007 - Sunshine	181.43	418.44	.00	418.44	599.87
Fund 23008 - Bilingual Seal	.00	456.00	.00	456.00	456.00
Fund 23010 - Admin Discretionary Account	882.02	3,875.10	1,621.63	2,253.47	3,135.49
Fund 23102 - General Activities	2,897.49	.00	214.94	214.94-	2,682.55
Fund 24101 - Title I - IASA	52,876.58-	52,876.58	152,881.12	100,004.54-	152,881.12-
Fund 24106 - IDEA-B Entitlement	61,522.49-	61,522.49	68,592.09	7,069.60-	68,592.09-
Fund 24118 - Fresh Fruit & Vegetables	7,686.63-	.00	.00	.00	7,686.63-
Fund 24146 - Charter Schools	134,065.89-	134,065.89	.00	134,065.89	.00
Fund 24153 - English Language Acquisition	229.00	.00	237.00	237.00-	8.00-
Fund 24154 - Teach./Princ. Train & Recruit	16,159.00-	16,449.00	9,460.00	6,989.00	9,170.00-
Fund 24301 - CARES Act	31,791.99-	31,791.99	.00	31,791.99	.00
Fund 24305 - GEERF	700.00-	700.00	.00	700.00	.00
Fund 24307 - CARES Act SEL	6,844.85-	6,844.85	.00	6,844.85	.00
Fund 24308 - CRRSA, ESSER II	.00	61,264.42	120,134.90	58,870.48-	58,870.48-
Fund 24312 - CRRSA Retention Stipends					

Selection Grouped by Fund - Sorted by Resource, (Org = 130, As of Date = 4/30/2022, Actuals = Y, Enc = N, SACS Fund = N, SACS Rsrc = N, SACS = N, Restricted Accts = Y)

SCHOOLABILITY

Page 1 of 2

As of 04/30/2022		Fiscal Year 2021/22 Actuals			
Resource	Beginning Balance	Revenue Activity	Expense Activity	Net Activity	Resulting Balance
Fund 24312 - CRRSA Retention Stipends	.00	1,800.00	1,800.00	.00	.00
Fund 24316 - Air Quality Relief Fund	.00	4,118.00	4,259.00	141.00-	141.00-
Fund 25153 - Title XIX MEDICAID 3/21 Years	39,431.00	20,321.84	51,654.59	31,332.75-	8,098.25
Fund 25171 - Child & Adult Food Program	64,519.94	.00	132,341.50	132,341.50-	67,821.56-
Fund 25205 - Gear Up New Mexico Initiative	51,951.92-	67,111.00	33,860.65	33,250.35	18,701.57-
Fund 26177 - Elementry & Mid Sch Initiative	2,320.34-	2,260.00	.00	2,260.00	60.34-
Fund 27109 - Instructional Materials- GAA	3,500.58	.00	.00	.00	3,500.58
Fund 27149 - PreK Initiative	85,038.20-	85,038.20	116,559.50	31,521.30-	116,559.50-
Fund 27183 - NM Grown FVV	1,318.50-	1,318.50	1,755.00	436.50-	1,755.00-
Fund 28211 - NM Schools Covid Testing	.00	24,000.00	4,992.66	19,007.34	19,007.34
Fund 31200 - Public School Capital Outlay	151,793.50-	151,793.50	96,428.07	55,365.43	96,428.07-
Fund 31600 - Capital Improv. HB 33	1,101,652.27	207,304.25	2,073.03	205,231.22	1,306,883.49
Fund 31700 - Capital Improv. SB9	8,841.17-	8,841.17	25,681.08	16,839.91-	25,681.08-
Fund 31701 - Capital Improv. SB9 Local	535,766.40	106,330.78	6,801.11	99,529.67	635,296.07
Fund 31703 - SB9 State Match Cash	9,854.00	11,226.00	1,719.00	9,507.00	19,361.00
Total for Org	2,533,268.91	4,696,243.88	4,495,356.96	200,886.92	2,734,155.83

Balances through 04/30/2022

Fiscal Year 2021/22

Funds- Func- Obj ct - Pr gm- Locat n- JbCl - Opt nl	Description	Adopted Budget	Revised Budget	Encumbered	Expenditure	Account Balance
Funds 11000 - Operational, Func 0000 - NoFunctionCode						
11000- 0000- 53711- 1010- 001118- 0000- 00000	Other Charges			41,328.48	10,207.12	51,535.60-
Total for Func 0000 and Expense accounts		.00	.00	41,328.48	10,207.12	51,535.60-
Funds 11000 - Operational, Func 1000 - Instruction						
11000- 1000- 51100- 0000- 001118- 1611- 00000	SalariesExpense,SubsSickL		31,724.00	6,153.92	25,705.82	135.74-
11000- 1000- 51100- 1010- 001118- 1411- 00000	SalariesExpense,Teachers	525,331.00	525,331.00	160,175.64	373,479.09	8,323.73-
11000- 1000- 51100- 1010- 001118- 1413- 00000	SalariesExpense,TeachersE	104,169.00	104,683.00	12,868.32	34,453.99	57,360.69
11000- 1000- 51100- 1010- 001118- 1711- 00000	SalariesExpense,InstAsst1	22,712.00	22,712.00			22,712.00
11000- 1000- 51100- 1010- 001118- 1713- 00000	SalariesExpense,InstAsst-	73,461.00	73,824.00	22,513.36	50,291.93	1,018.71
11000- 1000- 51100- 2000- 001118- 1412- 00000	SalariesExpense,Teachers	226,795.00	284,185.00	68,560.74	177,928.02	37,696.24
11000- 1000- 51100- 2000- 001118- 1712- 00000	SalariesExpense,InstAsstS			4,284.62	5,891.38	10,176.00-
11000- 1000- 51100- 4010- 001118- 1413- 00000	SalariesExpense,TeachersE	93,094.00	93,094.00	28,533.04	64,199.34	361.62
11000- 1000- 51100- 4010- 001118- 1416- 00000	SalariesExpense,TeachersO	321,417.00	405,527.00	142,972.64	303,862.29	41,307.93-
11000- 1000- 51100- 4025- 001118- 1412- 00000	SalariesExpense,Teachers	106,029.00	160,546.00	50,689.08	109,856.78	.14
11000- 1000- 51200- 1010- 001118- 1713- 00000	OvertimeExpense,InstAsst-				269.89	269.89-
11000- 1000- 51200- 2000- 001118- 1712- 00000	OvertimeExpense,InstAsstS				93.56	93.56-
11000- 1000- 51300- 1010- 001118- 1411- 00000	AddtnlCompenstn,Teachers	27,000.00	27,000.00	6,620.10	49,331.57	28,951.67-
11000- 1000- 51300- 1010- 001118- 1621- 00000	AddtnlCompenstn,Sum/After				5,663.73	5,663.73-
11000- 1000- 51300- 1010- 001118- 1711- 00000	AddtnlCompenstn,InstAsst1		824.00		3,432.48	2,608.48-
11000- 1000- 51300- 1010- 001118- 1713- 00000	AddtnlCompenstn,InstAsst-		27.00		136.50	109.50-
11000- 1000- 51300- 2000- 001118- 1412- 00000	AddtnlCompenstn,Teachers	4,500.00			431.87	431.87-
11000- 1000- 51300- 4010- 001118- 1411- 00000	AddtnlCompenstn,Teachers	18,000.00	22,961.00	16,815.16	29,047.53	22,901.69-
11000- 1000- 51300- 4010- 001118- 1416- 00000	AddtnlCompenstn,TeachersO	24,000.00	36,663.00	9,691.92	27,030.48	59.40-
11000- 1000- 51300- 4025- 001118- 1412- 00000	AddtnlCompenstn,Teachers				94.12	94.12-
11000- 1000- 51300- 4030- 001118- 1411- 00000	AddtnlCompenstn,Teachers				1,000.00	1,000.00-
11000- 1000- 51300- 4040- 001118- 0000- 00000	AddtnlCompenstn,NoJobClas		60,000.00			60,000.00
11000- 1000- 51300- 4040- 001118- 1411- 00000	AddtnlCompenstn,Teachers		54,945.00		138,764.83	83,819.83-
11000- 1000- 51300- 4040- 001118- 1711- 00000	AddtnlCompenstn,InstAsst1		25,424.00		27,952.78	2,528.78-
11000- 1000- 51300- 9000- 001118- 1618- 00000	AddtnlCompenstn,Athletics		1,500.00		1,500.00	
11000- 1000- 51300- 9000- 001118- 1621- 00000	AddtnlCompenstn,Sum/After		15,000.00		11,910.00	3,090.00
11000- 1000- 52111- 0000- 001118- 0000- 00000	EducRetirement		3,771.00	932.32	3,768.25	929.57-
11000- 1000- 52111- 1010- 001118- 0000- 00000	EducRetirement	113,995.00	113,743.00	30,629.86	74,386.09	8,727.05
11000- 1000- 52111- 2000- 001118- 0000- 00000	EducRetirement	34,999.00	43,054.00	11,036.06	27,928.20	4,089.74
11000- 1000- 52111- 4010- 001118- 0000- 00000	EducRetirement	68,541.00	84,519.00	29,998.87	63,411.90	8,891.77-
11000- 1000- 52111- 4025- 001118- 0000- 00000	EducRetirement	16,064.00	24,281.00	7,679.44	16,614.87	13.31-
11000- 1000- 52111- 4040- 001118- 0000- 00000	EducRetirement		11,874.00		15,319.95	3,445.95-
11000- 1000- 52111- 9000- 001118- 0000- 00000	EducRetirement		3,200.00		2,031.64	1,168.36

Selection Grouped by Account Type, Filtered by User Permissions, (Org = 130, Online/Offline = N, Period = 10, UnPosted JEs? = N, Assets and Liabilities? = N, Restricted Accts? = Y, Funds = 1..8, Objct = 5, Obj Digits = 0, Page Break Lvl =)



Balances through 04/30/2022

Fiscal Year 2021/22

Funds- Func- Obj ct - Pr gm- Locat n- JbCl - Opt nl	Description	Adopted Budget	Revised Budget	Encumbered	Expenditure	Account Balance
Funds 11000 - Operational, Func 1000 - Instruction (continued)						
11000- 1000- 52112- 0000- 001118- 0000- 00000	ERARetireeHlth		498.00	123.04	497.39	122.43-
11000- 1000- 52112- 1010- 001118- 0000- 00000	ERARetireeHlth	15,093.00	15,060.00	4,043.44	9,819.76	1,196.80
11000- 1000- 52112- 2000- 001118- 0000- 00000	ERARetireeHlth	4,628.00	5,684.00	1,456.90	3,686.92	540.18
11000- 1000- 52112- 4010- 001118- 0000- 00000	ERARetireeHlth	9,106.00	11,159.00	3,960.36	8,371.55	1,172.91-
11000- 1000- 52112- 4025- 001118- 0000- 00000	ERARetireeHlth	2,121.00	3,206.00	1,013.76	2,193.33	1.09-
11000- 1000- 52112- 4040- 001118- 0000- 00000	ERARetireeHlth		1,448.00		2,022.32	574.32-
11000- 1000- 52112- 9000- 001118- 0000- 00000	ERARetireeHlth		400.00		268.19	131.81
11000- 1000- 52210- 0000- 001118- 0000- 00000	FICA Payments		1,595.00	381.52	1,593.70	380.22-
11000- 1000- 52210- 1010- 001118- 0000- 00000	FICA Payments	46,767.00	46,767.00	12,149.82	31,946.21	2,670.97
11000- 1000- 52210- 2000- 001118- 0000- 00000	FICA Payments	14,342.00	14,988.00	3,275.00	8,756.29	2,956.71
11000- 1000- 52210- 4010- 001118- 0000- 00000	FICA Payments	28,214.00	34,490.00	11,439.34	26,227.76	3,177.10-
11000- 1000- 52210- 4025- 001118- 0000- 00000	FICA Payments	6,575.00	9,954.00	1,889.44	6,539.43	1,525.13
11000- 1000- 52210- 4030- 001118- 0000- 00000	FICA Payments				61.99	61.99-
11000- 1000- 52210- 4040- 001118- 0000- 00000	FICA Payments		8,347.00		10,093.04	1,746.04-
11000- 1000- 52210- 9000- 001118- 0000- 00000	FICA Payments				831.47	831.47-
11000- 1000- 52220- 0000- 001118- 0000- 00000	MedicarePaymnts		373.00	89.20	372.74	88.94-
11000- 1000- 52220- 1010- 001118- 0000- 00000	MedicarePaymnts	10,949.00	10,949.00	2,841.44	7,471.25	636.31
11000- 1000- 52220- 2000- 001118- 0000- 00000	MedicarePaymnts	3,356.00	3,506.00	766.02	2,047.98	692.00
11000- 1000- 52220- 4010- 001118- 0000- 00000	MedicarePaymnts	6,608.00	8,067.00	2,675.29	6,133.75	742.04-
11000- 1000- 52220- 4025- 001118- 0000- 00000	MedicarePaymnts	1,538.00	2,328.00	441.92	1,529.33	356.75
11000- 1000- 52220- 4030- 001118- 0000- 00000	MedicarePaymnts				14.50	14.50-
11000- 1000- 52220- 4040- 001118- 0000- 00000	MedicarePaymnts		1,917.00		2,360.53	443.53-
11000- 1000- 52220- 9000- 001118- 0000- 00000	MedicarePaymnts				194.50	194.50-
11000- 1000- 52311- 0000- 001118- 0000- 00000	Hth&MedPremiums				4,089.68	4,089.68-
11000- 1000- 52311- 1010- 001118- 0000- 00000	Hth&MedPremiums	61,059.00	61,059.00	8,807.68	9,439.62	42,811.70
11000- 1000- 52311- 2000- 001118- 0000- 00000	Hth&MedPremiums	15,842.00	17,773.00		2,171.61	15,601.39
11000- 1000- 52311- 4010- 001118- 0000- 00000	Hth&MedPremiums	44,845.00	45,737.00	18,484.32	31,223.12	3,970.44-
11000- 1000- 52311- 4025- 001118- 0000- 00000	Hth&MedPremiums	9,924.00	9,924.00	3,308.00	8,290.44	1,674.44-
11000- 1000- 52312- 0000- 001118- 0000- 00000	Life		63.00		204.18	141.18-
11000- 1000- 52312- 1010- 001118- 0000- 00000	Life	969.00	1,077.00	315.60	634.78	126.62
11000- 1000- 52312- 2000- 001118- 0000- 00000	Life	228.00	306.00	99.94	184.10	21.96
11000- 1000- 52312- 4010- 001118- 0000- 00000	Life	456.00	624.00	227.20	401.29	4.49-
11000- 1000- 52312- 4025- 001118- 0000- 00000	Life	114.00	179.00	63.12	113.09	2.79
11000- 1000- 52313- 0000- 001118- 0000- 00000	Dental		29.00		235.79	206.79-
11000- 1000- 52313- 1010- 001118- 0000- 00000	Dental	3,395.00	3,395.00	728.48	1,663.22	1,003.30
11000- 1000- 52313- 2000- 001118- 0000- 00000	Dental	598.00	1,189.00	199.28	439.95	549.77

Selection Grouped by Account Type, Filtered by User Permissions, (Org = 130, Online/Offline = N, Period = 10, UnPosted JEs? = N, Assets and Liabilities? = N, Restricted Accts? = Y, Funds = 1..8, Objct = 5, Obj Digits = 0, Page Break Lvl =)



Balances through 04/30/2022						Fiscal Year 2021/22
Funds- Func- Obj ct - Pr gm- Locat n- Jb Cl - Opt nl	Description	Adopted Budget	Revised Budget	Encumbered	Expenditure	Account Balance
Funds 11000 - Operational, Func 1000 - Instruction (continued)						
11000- 1000- 52313- 4010- 001118- 0000- 00000	Dental	1,608.00	25,664.00	798.32	1,408.68	23,457.00
11000- 1000- 52313- 4025- 001118- 0000- 00000	Dental	392.00	392.00	130.64	347.59	86.23-
11000- 1000- 52314- 0000- 001118- 0000- 00000	Vision		21.00		113.11	92.11-
11000- 1000- 52314- 1010- 001118- 0000- 00000	Vision	708.00	708.00	109.20	257.98	340.82
11000- 1000- 52314- 2000- 001118- 0000- 00000	Vision	122.00	24,178.00	40.24	88.88	24,048.88
11000- 1000- 52314- 4010- 001118- 0000- 00000	Vision	402.00	402.00	154.88	273.39	26.27-
11000- 1000- 52314- 4025- 001118- 0000- 00000	Vision	76.00	76.00	25.20	47.25	3.55
11000- 1000- 52315- 0000- 001118- 0000- 00000	Disability		25.00		265.91	240.91-
11000- 1000- 52315- 1010- 001118- 0000- 00000	Disability	947.00	947.00	194.20	326.44	426.36
11000- 1000- 52315- 2000- 001118- 0000- 00000	Disability	356.00	356.00	101.02	231.17	23.81
11000- 1000- 52315- 4010- 001118- 0000- 00000	Disability	691.00	691.00	192.48	254.70	243.82
11000- 1000- 52315- 4025- 001118- 0000- 00000	Disability	365.00	365.00	121.16	227.18	16.66
11000- 1000- 52500- 0000- 001118- 0000- 00000	UnemploymntComp		86.00	20.32	71.74	6.06-
11000- 1000- 52500- 1010- 001118- 0000- 00000	UnemploymntComp	1,530.00	1,530.00	329.71	1,108.72	91.57
11000- 1000- 52500- 2000- 001118- 0000- 00000	UnemploymntComp	360.00	428.00	78.15	242.46	107.39
11000- 1000- 52500- 4010- 001118- 0000- 00000	UnemploymntComp	720.00	1,175.00	301.91	951.97	78.88-
11000- 1000- 52500- 4025- 001118- 0000- 00000	UnemploymntComp	180.00	314.00	45.42	225.46	43.12
11000- 1000- 52500- 4030- 001118- 0000- 00000	UnemploymntComp				3.29	3.29-
11000- 1000- 52500- 4040- 001118- 0000- 00000	UnemploymntComp		95.00		311.41	216.41-
11000- 1000- 52500- 9000- 001118- 0000- 00000	UnemploymntComp				12.47	12.47-
11000- 1000- 52710- 0000- 001118- 0000- 00000	WorkersCompPrem				39.40	39.40-
11000- 1000- 52710- 1010- 001118- 0000- 00000	WorkersCompPrem	11,804.00	12,564.00		12,564.00	
11000- 1000- 52710- 2000- 001118- 0000- 00000	WorkersCompPrem	3,687.00	3,687.00		3,687.00	
11000- 1000- 52710- 4010- 001118- 0000- 00000	WorkersCompPrem	6,741.00	6,741.00		6,741.00	
11000- 1000- 52710- 4025- 001118- 0000- 00000	WorkersCompPrem	1,725.00	1,725.00		1,725.00	
11000- 1000- 52720- 0000- 001118- 0000- 00000	WorkrsCompERFee		10.00	2.30	6.90	.80
11000- 1000- 52720- 1010- 001118- 0000- 00000	WorkrsCompERFee	170.00	170.00	34.50	84.64	50.86
11000- 1000- 52720- 2000- 001118- 0000- 00000	WorkrsCompERFee	40.00	46.00	11.50	27.60	6.90
11000- 1000- 52720- 4010- 001118- 0000- 00000	WorkrsCompERFee	80.00	92.00	24.84	56.58	10.58
11000- 1000- 52720- 4025- 001118- 0000- 00000	WorkrsCompERFee	20.00	26.00	6.90	13.80	5.30
11000- 1000- 53330- 1010- 001118- 0000- 00000	ProfessDevelop	8,100.00	16,340.00	2,208.39	10,694.04	3,437.57
11000- 1000- 53330- 4040- 001118- 0000- 00000	ProfessDevelop		3,339.00	3,338.88		.12
11000- 1000- 53711- 1010- 001118- 0000- 00000	Other Charges	500.00	2,150.00	3,252.60	12,918.84	14,021.44-
11000- 1000- 53711- 9000- 001118- 0000- 00000	Other Charges			175.00	1,150.00	1,325.00-
11000- 1000- 55817- 1010- 001118- 0000- 00000	Student Travel	2,000.00	2,000.00			2,000.00
11000- 1000- 55819- 1010- 001118- 0000- 00000	EmpTravTeachers	1,000.00	1,000.00			1,000.00

Selection Grouped by Account Type, Filtered by User Permissions, (Org = 130, Online/Offline = N, Period = 10, UnPosted JEs? = N, Assets and Liabilities? = N, Restricted Accts? = Y, Funds = 1.8, Objct = 5, Obj Digits = 0, Page Break Lvl =)

Balances through 04/30/2022						Fiscal Year 2021/22
Funds- Func- Obj ct - Pr gm- Locat n- JbCl - Opt nl	Description	Adopted Budget	Revised Budget	Encumbered	Expenditure	Account Balance
Funds 11000 - Operational, Func 1000 - Instruction (continued)						
11000- 1000- 55915- 1010- 001118- 0000- 00000	OthContractSvcs	59,800.00	72,250.00	52,677.50	22,827.50	3,255.00-
11000- 1000- 56112- 1010- 001118- 0000- 00000	Other Textbooks	90,945.00	90,945.00	1,614.00	1,099.36	88,231.64
11000- 1000- 56113- 1010- 001118- 0000- 00000	Software	43,495.00	43,495.00	1,900.00	25,098.05	16,496.95
11000- 1000- 56118- 1010- 001118- 0000- 00000	GenSuppliesMats	35,000.00	64,850.00	27,855.79	33,117.23	3,876.98
11000- 1000- 57331- 1010- 001118- 0000- 00000	FixedAssets>\$5k	235,398.00	142,281.00			142,281.00
11000- 1000- 57331- 4030- 001118- 0000- 00000	FixedAssets>\$5k	338,328.00				
11000- 1000- 57331- 4040- 001118- 0000- 00000	FixedAssets>\$5k	102,251.00	50,940.00			50,940.00
11000- 1000- 57332- 1010- 001118- 0000- 00000	SupplAssets<\$5k	2,000.00	143,603.00	3,634.07	79,945.34	60,023.59
Total for Func 1000 and Expense accounts		3,018,375.00	3,268,210.00	788,314.32	2,056,479.76	423,415.92
Funds 11000 - Operational, Func 2100 - SuppSvcsStudnts						
11000- 2100- 51100- 0000- 001118- 1211- 00000	SalariesExpense,CoordSubS		75,481.00		10,984.64	64,496.36
11000- 2100- 51100- 4025- 001118- 1211- 00000	SalariesExpense,CoordSubS	62,000.00				
11000- 2100- 51100- 4025- 001118- 1214- 00000	SalariesExpense,Couns-Soc	51,271.00	51,525.00	15,853.60	35,670.60	.80
11000- 2100- 51300- 0000- 001118- 1211- 00000	AddtnlCompenstn,CoordSubS		4,590.00		4,590.00	
11000- 2100- 51300- 0000- 001118- 1218- 00000	AddtnlCompenstn,SchlStude		164.00		163.62	.38
11000- 2100- 52111- 0000- 001118- 0000- 00000	EducRetirement		11,460.00		2,384.34	9,075.66
11000- 2100- 52111- 4025- 001118- 0000- 00000	EducRetirement	17,161.00	7,806.00	2,401.84	5,404.14	.02
11000- 2100- 52112- 0000- 001118- 0000- 00000	ERARetireeHlth		1,513.00		314.75	1,198.25
11000- 2100- 52112- 4025- 001118- 0000- 00000	ERARetireeHlth	2,266.00	1,031.00	317.04	713.34	.62
11000- 2100- 52210- 0000- 001118- 0000- 00000	FICA Payments		4,703.00		988.16	3,714.84
11000- 2100- 52210- 4025- 001118- 0000- 00000	FICA Payments	7,023.00	3,195.00	882.56	2,205.51	106.93
11000- 2100- 52220- 0000- 001118- 0000- 00000	MedicarePaymnts		1,100.00		231.10	868.90
11000- 2100- 52220- 4025- 001118- 0000- 00000	MedicarePaymnts	1,643.00	747.00	206.40	515.73	24.87
11000- 2100- 52311- 0000- 001118- 0000- 00000	Hth&MedPremiums		4,890.00		1,215.85	3,674.15
11000- 2100- 52311- 4025- 001118- 0000- 00000	Hth&MedPremiums	19,078.00	8,078.00	1,948.00	3,426.11	2,703.89
11000- 2100- 52312- 0000- 001118- 0000- 00000	Life		66.00		13.15	52.85
11000- 2100- 52312- 4025- 001118- 0000- 00000	Life	114.00	61.00	21.04	36.82	3.14
11000- 2100- 52313- 0000- 001118- 0000- 00000	Dental		108.00		35.75	72.25
11000- 2100- 52313- 4025- 001118- 0000- 00000	Dental	515.00	198.00	68.64	128.70	.66
11000- 2100- 52314- 0000- 001118- 0000- 00000	Vision		47.00		12.53	34.47
11000- 2100- 52314- 4025- 001118- 0000- 00000	Vision	148.00	44.00	15.04	28.20	.76
11000- 2100- 52315- 0000- 001118- 0000- 00000	Disability				4.89	4.89-
11000- 2100- 52315- 4025- 001118- 0000- 00000	Disability	464.00	169.00	58.60	109.88	.52
11000- 2100- 52500- 0000- 001118- 0000- 00000	UnemploymntComp		90.00		.87	89.13
11000- 2100- 52500- 4025- 001118- 0000- 00000	UnemploymntComp	180.00	180.00	31.60	58.86	89.54
11000- 2100- 52710- 0000- 001118- 0000- 00000	WorkersCompPrem				2.00	2.00-

Selection Grouped by Account Type, Filtered by User Permissions, (Org = 130, Online/Offline = N, Period = 10, UnPosted JEs? = N, Assets and Liabilities? = N, Restricted Accts? = Y, Funds = 1..8, Objct = 5, Obj Digits = 0, Page Break Lvl =)

Balances through 04/30/2022

Fiscal Year 2021/22

Funds- Func- Obj ct - Pr gm- Locat n- Jb Cl - Opt nl	Description	Adopted Budget	Revised Budget	Encumbered	Expenditure	Account Balance
Funds 11000 - Operational, Func 2100 - SuppSvcsStudnts (continued)						
11000- 2100- 52710- 4025- 001118- 0000- 00000	WorkersCompPrem	1,842.00	1,842.00		1,842.00	
11000- 2100- 52720- 0000- 001118- 0000- 00000	WorkrsCompERFee		10.00		4.60	5.40
11000- 2100- 52720- 4025- 001118- 0000- 00000	WorkrsCompERFee	20.00	20.00	2.30	4.60	13.10
11000- 2100- 53211- 2000- 001118- 0000- 00000	DiagsContracted	15,853.00	17,465.00	7,972.86	9,491.44	.70
11000- 2100- 53212- 2000- 001118- 0000- 00000	SpeechThrpsCont	25,000.00	25,000.00	31,062.09	9,974.64	16,036.73-
11000- 2100- 53213- 2000- 001118- 0000- 00000	OccThrpstCont	27,000.00	27,000.00	1,933.65	9,588.20	15,478.15
11000- 2100- 53215- 2000- 001118- 0000- 00000	PsychologtsCont			22,000.00		22,000.00-
11000- 2100- 53330- 0000- 001118- 0000- 00000	ProfessDevelop		200.00	200.00		
11000- 2100- 53414- 0000- 001118- 0000- 00000	OthProfTechSvcs	3,900.00	7,118.00	5,525.00	1,592.50	.50
11000- 2100- 53711- 0000- 001118- 0000- 00000	Other Charges	500.00	500.00			500.00
11000- 2100- 55915- 0000- 001118- 0000- 00000	OthContractSvcs	5,500.00	7,079.00	707.80	6,370.29	.91
11000- 2100- 55915- 2000- 001118- 0000- 00000	OthContractSvcs				7,289.65	7,289.65-
11000- 2100- 55915- 4025- 001118- 0000- 00000	OthContractSvcs	59,880.00	6,280.00		6,254.05	25.95
11000- 2100- 56118- 0000- 001118- 0000- 00000	GenSuppliesMats	15,000.00	15,000.00	161.35	5,620.19	9,218.46
11000- 2100- 56118- 4025- 001118- 0000- 00000	GenSuppliesMats	2,500.00	2,500.00	1,088.94	2,455.80	1,044.74-
11000- 2100- 57331- 0000- 001118- 0000- 00000	FixedAssets>\$5k			10,000.00		10,000.00-
Total for Func 2100 and Expense accounts		318,858.00	287,260.00	102,458.35	129,727.50	55,074.15

Funds 11000 - Operational, Func 2300 - SupptSvcs-Admin						
11000- 2300- 51100- 0000- 001118- 1111- 00000	SalariesExpense,Superinte	106,591.00	118,952.00	22,875.33	96,076.47	.20
11000- 2300- 52111- 0000- 001118- 0000- 00000	EducRetirement	16,149.00	18,022.00	3,465.60	14,555.52	.88
11000- 2300- 52112- 0000- 001118- 0000- 00000	ERARetireeHlth	2,132.00	2,379.00	457.50	1,921.50	
11000- 2300- 52210- 0000- 001118- 0000- 00000	FICA Payments	6,609.00	7,327.00	1,274.13	5,916.25	136.62
11000- 2300- 52220- 0000- 001118- 0000- 00000	MedicarePaymnts	1,546.00	1,714.00	298.00	1,383.54	32.46
11000- 2300- 52311- 0000- 001118- 0000- 00000	Hth&MedPremiums	14,845.00	14,845.00	3,092.65	11,647.04	105.31
11000- 2300- 52312- 0000- 001118- 0000- 00000	Life	57.00	64.00	13.15	49.97	.88
11000- 2300- 52313- 0000- 001118- 0000- 00000	Dental	616.00	616.00	128.30	487.54	.16
11000- 2300- 52314- 0000- 001118- 0000- 00000	Vision	102.00	102.00	21.20	80.56	.24
11000- 2300- 52500- 0000- 001118- 0000- 00000	UnemploymntComp	90.00	90.00		94.72	4.72-
11000- 2300- 52710- 0000- 001118- 0000- 00000	WorkersCompPrem	1,733.00	1,733.00		1,733.00	
11000- 2300- 52720- 0000- 001118- 0000- 00000	WorkrsCompERFee	10.00	10.00	2.30	6.90	.80
11000- 2300- 53411- 0000- 001118- 0000- 00000	Auditing	15,000.00	21,841.00		24,487.62	2,646.62-
11000- 2300- 53413- 0000- 001118- 0000- 00000	Legal	32,363.00	32,363.00	11,327.75	29,126.25	8,091.00-
11000- 2300- 53711- 0000- 001118- 0000- 00000	Other Charges	500.00	500.00			500.00
11000- 2300- 55400- 0000- 001118- 0000- 00000	Advertising		44.00		43.80	.20
11000- 2300- 55812- 0000- 001118- 0000- 00000	Board Training	2,500.00	3,750.00	2,700.00	1,200.00	150.00-
11000- 2300- 55915- 0000- 001118- 0000- 00000	OthContractSvcs			15,000.00	15,000.00	30,000.00-

Selection Grouped by Account Type, Filtered by User Permissions, (Org = 130, Online/Offline = N, Period = 10, UnPosted JEs? = N, Assets and Liabilities? = N, Restricted Accts? = Y, Funds = 1..8, Objct = 5, Obj Digits = 0, Page Break Lvl =)



Balances through 04/30/2022

Fiscal Year 2021/22

Funds- Func- Obj ct - Pr gm- Locat n- JbCl - Opt nl	Description	Adopted Budget	Revised Budget	Encumbered	Expenditure	Account Balance
Total for Func 2300 and Expense accounts		200,843.00	224,352.00	60,655.91	203,810.68	40,114.59-
Funds 11000 - Operational, Func 2400 - SupSvcsSchAdmin						
11000- 2400- 51100- 0000- 001118- 1112- 00000	SalariesExpense,Principal	71,050.00	71,050.00	16,153.70	52,230.22	2,666.08
11000- 2400- 51100- 0000- 001118- 1217- 00000	SalariesExpense,SecClerTe	82,267.00	89,431.00	20,114.28	69,287.53	29.19
11000- 2400- 51200- 0000- 001118- 1217- 00000	OvertimeExpense,SecClerTe	4,000.00	4,000.00		5,936.31	1,936.31-
11000- 2400- 51300- 0000- 001118- 1112- 00000	AddtnlCompenstn,Principal				395.87	395.87-
11000- 2400- 51300- 0000- 001118- 1217- 00000	AddtnlCompenstn,SecClerTe		5,534.00	937.56	7,256.61	2,660.17-
11000- 2400- 52111- 0000- 001118- 0000- 00000	EducRetirement	23,796.00	25,044.00	5,636.61	20,442.86	1,035.47-
11000- 2400- 52112- 0000- 001118- 0000- 00000	ERARetireeHlth	3,147.00	3,307.00	744.12	2,698.84	135.96-
11000- 2400- 52210- 0000- 001118- 0000- 00000	FICA Payments	9,757.00	10,262.00	2,175.30	8,377.21	290.51-
11000- 2400- 52220- 0000- 001118- 0000- 00000	MedicarePaymnts	2,283.00	2,400.00	508.74	1,959.22	67.96-
11000- 2400- 52311- 0000- 001118- 0000- 00000	Hth&MedPremiums	18,353.00	18,353.00	2,740.92	10,121.22	5,490.86
11000- 2400- 52312- 0000- 001118- 0000- 00000	Life	228.00	263.00	63.12	160.01	39.87
11000- 2400- 52313- 0000- 001118- 0000- 00000	Dental	533.00	533.00	107.28	384.18	41.54
11000- 2400- 52314- 0000- 001118- 0000- 00000	Vision	151.00	151.00	23.46	69.17	58.37
11000- 2400- 52315- 0000- 001118- 0000- 00000	Disability	378.00	378.00	80.43	212.20	85.37
11000- 2400- 52500- 0000- 001118- 0000- 00000	UnemploymntComp	360.00	419.00	79.14	360.71	20.85-
11000- 2400- 52710- 0000- 001118- 0000- 00000	WorkersCompPrem	2,494.00	2,494.00		2,496.00	2.00-
11000- 2400- 52720- 0000- 001118- 0000- 00000	WorkrsCompERFee	40.00	40.00	9.20	25.76	5.04
11000- 2400- 53330- 0000- 001118- 0000- 00000	ProfessDevelop	500.00	500.00	225.00	1,350.00	1,075.00-
11000- 2400- 53711- 0000- 001118- 0000- 00000	Other Charges	4,631.00	5,312.00	599.00	5,311.13	598.13-
11000- 2400- 54630- 0000- 001118- 0000- 00000	RentalCompEqpmt	11,000.00	13,139.00	5,191.46	7,252.42	695.12
11000- 2400- 55915- 0000- 001118- 0000- 00000	OthContractSvcs	8,394.00	8,951.00	473.00	9,221.86	743.86-
11000- 2400- 56118- 0000- 001118- 0000- 00000	GenSuppliesMats	20,600.00	20,600.00	5,274.73	11,282.84	4,042.43
11000- 2400- 57332- 0000- 001118- 0000- 00000	SupplAssets<\$5k		900.00	900.00		
Total for Func 2400 and Expense accounts		263,962.00	283,061.00	62,037.05	216,832.17	4,191.78

Funds 11000 - Operational, Func 2500 - Central Svcs						
11000- 2500- 51100- 0000- 001118- 1511- 00000	SalariesExpense,Data Proc	25,000.00	25,000.00			25,000.00
11000- 2500- 52111- 0000- 001118- 0000- 00000	EducRetirement	3,788.00	3,788.00			3,788.00
11000- 2500- 52112- 0000- 001118- 0000- 00000	ERARetireeHlth	500.00	500.00			500.00
11000- 2500- 52210- 0000- 001118- 0000- 00000	FICA Payments	1,550.00	1,550.00			1,550.00
11000- 2500- 52220- 0000- 001118- 0000- 00000	MedicarePaymnts	363.00	363.00			363.00
11000- 2500- 52311- 0000- 001118- 0000- 00000	Hth&MedPremiums	13,233.00	13,233.00			13,233.00
11000- 2500- 52312- 0000- 001118- 0000- 00000	Life	57.00	57.00			57.00
11000- 2500- 52313- 0000- 001118- 0000- 00000	Dental	309.00	309.00			309.00
11000- 2500- 52314- 0000- 001118- 0000- 00000	Vision	102.00	102.00			102.00
11000- 2500- 52315- 0000- 001118- 0000- 00000	Disability	288.00	288.00			288.00

Selection Grouped by Account Type, Filtered by User Permissions, (Org = 130, Online/Offline = N, Period = 10, UnPosted JEs? = N, Assets and Liabilities? = N, Restricted Accts? = Y, Funds = 1..8, Objct = 5, Obj Digits = 0, Page Break Lvl =)

Balances through 04/30/2022						Fiscal Year 2021/22
Funds- Func- Obj ct - Pr gm- Locat n- Jb Cl - Opt nl	Description	Adopted Budget	Revised Budget	Encumbered	Expenditure	Account Balance
Funds 11000 - Operational, Func 2500 - Central Svcs (continued)						
11000- 2500- 52500- 0000- 001118- 0000- 00000	UnemploymntComp	90.00	90.00			90.00
11000- 2500- 52710- 0000- 001118- 0000- 00000	WorkersCompPrem	407.00	407.00		407.00	
11000- 2500- 52720- 0000- 001118- 0000- 00000	WorkrsCompERFee	10.00	10.00			10.00
11000- 2500- 53414- 0000- 001118- 0000- 00000	OthProfTechSvcs	237,156.00	242,471.00	100,959.74	143,996.39	2,485.13-
11000- 2500- 53711- 0000- 001118- 0000- 00000	Other Charges	7,000.00	7,000.00	1,108.88	1,200.00	4,691.12
11000- 2500- 55400- 0000- 001118- 0000- 00000	Advertising	700.00	700.00		636.00	64.00
11000- 2500- 55915- 0000- 001118- 0000- 00000	OthContractSvcs	3,500.00	4,132.00	2,695.32	106.60	1,330.08
11000- 2500- 56113- 0000- 001118- 0000- 00000	Software	18,020.00	34,520.00	17,260.00	17,260.00	
11000- 2500- 56118- 0000- 001118- 0000- 00000	GenSuppliesMats	500.00	500.00	42.23	118.74	339.03
11000- 2500- 57332- 0000- 001118- 0000- 00000	SupplAssets<\$5k				21,765.80	21,765.80-
Total for Func 2500 and Expense accounts		312,573.00	335,020.00	122,066.17	185,490.53	27,463.30
Funds 11000 - Operational, Func 2600 - Op&MaintofPlant						
11000- 2600- 51100- 0000- 001118- 1615- 00000	SalariesExpense,Custodial	44,393.00	55,751.00	12,761.28	42,989.48	.24
11000- 2600- 51200- 0000- 001118- 1615- 00000	OvertimeExpense,Custodial		8,856.00		12,952.78	4,096.78-
11000- 2600- 51300- 0000- 001118- 1615- 00000	AddtnlCompenstn,Custodial	3,000.00	16,087.00		15,403.93	683.07
11000- 2600- 52111- 0000- 001118- 0000- 00000	EducRetirement	7,152.00	11,544.00	1,933.38	9,891.40	280.78-
11000- 2600- 52112- 0000- 001118- 0000- 00000	ERARetireeHlth	948.00	1,513.00	255.18	1,305.77	47.95-
11000- 2600- 52210- 0000- 001118- 0000- 00000	FICA Payments	2,940.00	5,416.00	746.22	4,442.13	227.65
11000- 2600- 52220- 0000- 001118- 0000- 00000	MedicarePaymnts	688.00	1,236.00	174.54	1,038.89	22.57
11000- 2600- 52311- 0000- 001118- 0000- 00000	Hth&MedPremiums	5,120.00	5,120.00	1,279.92	3,815.62	24.46
11000- 2600- 52312- 0000- 001118- 0000- 00000	Life	114.00	179.00	47.34	131.50	.16
11000- 2600- 52313- 0000- 001118- 0000- 00000	Dental	224.00	224.00	55.80	167.40	.80
11000- 2600- 52314- 0000- 001118- 0000- 00000	Vision	49.00	49.00	12.18	36.72	.10
11000- 2600- 52500- 0000- 001118- 0000- 00000	UnemploymntComp	180.00	204.00	42.18	181.91	20.09-
11000- 2600- 52710- 0000- 001118- 0000- 00000	WorkersCompPrem	723.00	723.00		723.00	
11000- 2600- 52720- 0000- 001118- 0000- 00000	WorkrsCompERFee	20.00	26.00	6.90	18.40	.70
11000- 2600- 53711- 0000- 001118- 0000- 00000	Other Charges		25.00	125.00	145.00	245.00-
11000- 2600- 54312- 0000- 001118- 0000- 00000	MntRepBlgsGrnds	1,000.00	2,177.00	3,862.46	2,964.08	4,649.54-
11000- 2600- 54411- 0000- 001118- 0000- 00000	Electricity	48,000.00	66,860.00	32,265.15	34,594.11	.74
11000- 2600- 54412- 0000- 001118- 0000- 00000	NatGasBuildings	2,000.00	2,344.00	646.79	1,697.15	.06
11000- 2600- 54415- 0000- 001118- 0000- 00000	Water/Sewage	10,000.00	16,267.00	6,073.08	9,783.11	410.81
11000- 2600- 54416- 0000- 001118- 0000- 00000	CommunicatnSvcs	14,500.00	25,550.00	23,784.30	12,658.43	10,892.73-
11000- 2600- 54610- 0000- 001118- 0000- 00000	RentLandBldngs	168,834.00	168,834.00	18,146.98	258,708.48	108,021.46-
11000- 2600- 55200- 0000- 001118- 0000- 00000	PropertyLiablns	53,372.00	53,372.00		53,372.00	
11000- 2600- 55915- 0000- 001118- 0000- 00000	OthContractSvcs	73,030.00	98,334.00	38,427.39	61,440.82	1,534.21-
11000- 2600- 56118- 0000- 001118- 0000- 00000	GenSuppliesMats	20,000.00	20,000.00	6,586.01	13,954.89	540.90-

Selection Grouped by Account Type, Filtered by User Permissions, (Org = 130, Online/Offline = N, Period = 10, UnPosted JEs? = N, Assets and Liabilities? = N, Restricted Accts? = Y, Funds = 1..8, Objct = 5, Obj Digits = 0, Page Break Lvl =)

Balances through 04/30/2022						Fiscal Year 2021/22
Funds- Func- Obj ct - Pr gm- Locat n- JbCl - Opt nl	Description	Adopted Budget	Revised Budget	Encumbered	Expenditure	Account Balance
Funds 11000 - Operational, Func 2600 - Op&MaintofPlant (continued)						
11000-2600-56216-0000-001118-0000-00000	MaintSuppsParts	2,000.00	2,000.00	500.00		1,500.00
11000-2600-57331-0000-001118-0000-00000	FixedAssets>\$5k	187,337.00	72,753.00		41,474.70	31,278.30
11000-2600-57332-0000-001118-0000-00000	SupplAssets<\$5k	35,000.00	43,404.00		8,646.27	34,757.73
Total for Func 2600 and Expense accounts		680,624.00	678,848.00	147,732.08	592,537.97	61,422.05-
Funds 11000 - Operational, Func 2700 - StudentTranspnt						
11000-2700-55111-0000-001118-0000-00000	TransPerCapita		2,718.00			2,718.00
11000-2700-55813-0000-001118-0000-00000	EmpTravNonTeach				450.00	450.00-
11000-2700-57312-0000-001118-0000-00000	Buses		2,800.00		2,717.99	82.01
Total for Func 2700 and Expense accounts		.00	5,518.00	.00	3,167.99	2,350.01
Funds 11000 - Operational, Func 2900 - Oth Suppt Svcs						
11000-2900-58211-0000-001118-0000-00000	TaxLiab/Penalty		5.00		569.37	564.37-
Total for Func 2900 and Expense accounts		.00	5.00	.00	569.37	564.37-
Funds 11000 - Operational, Func 3100 - FoodSvcsOpertns						
11000-3100-52210-0000-001118-0000-00000	FICA Payments		10.00		6.20	3.80
11000-3100-52220-0000-001118-0000-00000	MedicarePaymnts		5.00		1.45	3.55
11000-3100-52500-0000-001118-0000-00000	UnemploymntComp				.33	.33-
Total for Func 3100 and Expense accounts		.00	15.00	.00	7.98	7.02
Total for Funds 11000		4,795,235.00	5,082,289.00	1,324,592.36	3,398,831.07	358,865.57
Funds 14000 - TotlnsMatSubFnd, Func 1000 - Instruction						
14000-1000-56111-1010-001118-0000-00000	InsMatCsh50%Txb	3,088.00	3,088.00	4,368.00	1,779.00	3,059.00-
14000-1000-56113-1010-001118-0000-00000	Software			5,210.00	2,711.00	7,921.00-
Total for Funds 14000, Func 1000 and Expense accounts		3,088.00	3,088.00	9,578.00	4,490.00	10,980.00-
Funds 21000 - Food Svcs, Func 2600 - Op&MaintofPlant						
21000-2600-53414-0000-001118-0000-00000	OthProfTechSvcs				8,711.31	8,711.31-
Total for Func 2600 and Expense accounts		.00	.00	.00	8,711.31	8,711.31-
Funds 21000 - Food Svcs, Func 3100 - FoodSvcsOpertns						
21000-3100-51100-0000-001118-1217-00000	SalariesExpense,SecClerTe	17,059.00	17,144.00	12,134.29	13,044.39	8,034.68-
21000-3100-51300-0000-001118-1217-00000	AddtnlCompenstn,SecClerTe	2,665.00	2,665.00		7.36	2,657.64
21000-3100-52111-0000-001118-0000-00000	EducRetirement	2,963.00	2,963.00	1,838.34	1,977.32	852.66-
21000-3100-52112-0000-001118-0000-00000	ERARetireeHlth	396.00	396.00	242.72	261.08	107.80-
21000-3100-52210-0000-001118-0000-00000	FICA Payments	1,224.00	1,224.00	752.32	809.19	337.51-
21000-3100-52220-0000-001118-0000-00000	MedicarePaymnts	287.00	287.00	176.00	189.24	78.24-
21000-3100-52312-0000-001118-0000-00000	Life	57.00	61.00	42.08	49.97	31.05-
21000-3100-52315-0000-001118-0000-00000	Disability			32.84	8.22	41.06-
21000-3100-52500-0000-001118-0000-00000	UnemploymntComp	90.00	90.00	40.08	43.13	6.79

Selection Grouped by Account Type, Filtered by User Permissions, (Org = 130, Online/Offline = N, Period = 10, UnPosted JEs? = N, Assets and Liabilities? = N, Restricted Accts? = Y, Funds = 1..8, Objct = 5, Obj Digits = 0, Page Break Lvl =)

Balances through 04/30/2022						Fiscal Year 2021/22
Funds- Func- Obj ct - Pr gm- Locat n- Jb Cl - Opt nl	Description	Adopted Budget	Revised Budget	Encumbered	Expenditure	Account Balance
Funds 21000 - Food Svcs, Func 3100 - FoodSvcsOpertns (continued)						
21000- 3100- 52710- 0000- 001118- 0000- 00000	WorkersCompPrem	278.00	278.00		280.00	2.00-
21000- 3100- 52720- 0000- 001118- 0000- 00000	WorkrsCompERFee	10.00	10.00	4.60	6.90	1.50-
21000- 3100- 53330- 0000- 001118- 0000- 00000	ProfessDevelop	200.00	200.00			200.00
21000- 3100- 54411- 0000- 001118- 0000- 00000	Electricity	6,300.00	9,146.00	4,604.62	4,540.47	.91
21000- 3100- 54412- 0000- 001118- 0000- 00000	NatGasBuildings	1,000.00	1,344.00	495.37	848.57	.06
21000- 3100- 54415- 0000- 001118- 0000- 00000	Water/Sewage	2,200.00	2,767.00	1,073.11	1,693.64	.25
21000- 3100- 55915- 0000- 001118- 0000- 00000	OthContractSvcs	200,000.00	200,198.00	15.05	203,073.10	2,890.15-
21000- 3100- 57331- 0000- 001118- 0000- 00000	FixedAssets>\$5k	37,246.00	33,202.00	19,300.00	21,223.58	7,321.58-
21000- 3100- 57332- 0000- 001118- 0000- 00000	SupplAssets<\$5k		35,886.00	3,683.55		32,202.45
Total for Func 3100 and Expense accounts		271,975.00	307,861.00	44,434.97	248,056.16	15,369.87
Total for Funds 21000		271,975.00	307,861.00	44,434.97	256,767.47	6,658.56
Funds 23000 - Non-InstrctSupp, Func 1000 - Instruction						
23000- 1000- 56118- 1010- 001118- 0000- 00000	GenSuppliesMats		9,288.00			9,288.00
Total for Funds 23000, Func 1000 and Expense accounts		.00	9,288.00	.00	.00	9,288.00
Funds 23001 - Athletic, Func 1000 - Instruction						
23001- 1000- 56118- 1010- 001118- 0000- 00000	GenSuppliesMats			3,587.64		3,587.64-
Total for Funds 23001, Func 1000 and Expense accounts		.00	.00	3,587.64	.00	3,587.64-
Funds 23002 - PreK Classroom, Func 1000 - Instruction						
23002- 1000- 56118- 1010- 001118- 0000- 00000	GenSuppliesMats			5,847.65	797.55	6,645.20-
Total for Funds 23002, Func 1000 and Expense accounts		.00	.00	5,847.65	797.55	6,645.20-
Funds 23004 - Student Council, Func 1000 - Instruction						
23004- 1000- 56118- 1010- 001118- 0000- 00000	GenSuppliesMats			1,352.00	1,404.00	2,756.00-
Total for Funds 23004, Func 1000 and Expense accounts		.00	.00	1,352.00	1,404.00	2,756.00-
Funds 23007 - Staff donations, Func 1000 - Instruction						
23007- 1000- 56118- 1010- 001118- 0000- 00000	GenSuppliesMats			34.01		34.01-
Total for Funds 23007, Func 1000 and Expense accounts		.00	.00	34.01	.00	34.01-
Funds 23010 - Admin Discr, Func 1000 - Instruction						
23010- 1000- 56118- 1010- 001118- 0000- 00000	GenSuppliesMats			2,081.67	1,621.63	3,703.30-
Total for Funds 23010, Func 1000 and Expense accounts		.00	.00	2,081.67	1,621.63	3,703.30-
Funds 23102 - GenActivity, Func 1000 - Instruction						
23102- 1000- 53711- 9000- 001118- 0000- 00000	Other Charges			2,314.06	60.94	2,375.00-
23102- 1000- 56118- 1010- 001118- 0000- 00000	GenSuppliesMats				154.00	154.00-
Total for Funds 23102, Func 1000 and Expense accounts		.00	.00	2,314.06	214.94	2,529.00-

Selection Grouped by Account Type, Filtered by User Permissions, (Org = 130, Online/Offline = N, Period = 10, UnPosted JEs? = N, Assets and Liabilities? = N, Restricted Accts? = Y, Funds = 1..8, Objct = 5, Obj Digits = 0, Page Break Lvl =)

Balances through 04/30/2022						Fiscal Year 2021/22	
Funds- Func- Obj ct - Pr gm- Locat n- JbCl - Opt nl	Description	Adopted Budget	Revised Budget	Encumbered	Expenditure	Account Balance	
Funds 24101 - Title I - IASA, Func 1000 - Instruction							
24101- 1000- 51100- 1010- 001118- 1411- 00000	SalariesExpense,Teachers	51,787.00	113,862.00	31,811.62	77,176.52	4,873.86	
24101- 1000- 51100- 1010- 001118- 1711- 00000	SalariesExpense,InstAsst1	17,387.00	18,047.00	5,577.92	12,468.42	.66	
24101- 1000- 51200- 1010- 001118- 1711- 00000	OvertimeExpense,InstAsst1				116.35	116.35-	
24101- 1000- 51300- 1010- 001118- 1411- 00000	AddtnlCompenstn,Teachers	8,092.00	12,357.00		2,763.25	9,593.75	
24101- 1000- 51300- 1010- 001118- 1711- 00000	AddtnlCompenstn,InstAsst1				333.25	333.25-	
24101- 1000- 52111- 0000- 001118- 0000- 00000	EducRetirement	11,627.00	23,174.00			23,174.00	
24101- 1000- 52111- 1010- 001118- 0000- 00000	EducRetirement			5,664.56	14,026.74	19,691.30-	
24101- 1000- 52112- 0000- 001118- 0000- 00000	ERARetireeHlth	1,546.00	2,961.00			2,961.00	
24101- 1000- 52112- 1010- 001118- 0000- 00000	ERARetireeHlth			747.76	1,851.60	2,599.36-	
24101- 1000- 52210- 0000- 001118- 0000- 00000	FICA Payments	4,791.00	8,985.00			8,985.00	
24101- 1000- 52210- 1010- 001118- 0000- 00000	FICA Payments			2,318.16	5,757.18	8,075.34-	
24101- 1000- 52220- 0000- 001118- 0000- 00000	MedicarePaymnts	1,122.00	2,197.00			2,197.00	
24101- 1000- 52220- 1010- 001118- 0000- 00000	MedicarePaymnts			542.16	1,346.42	1,888.58-	
24101- 1000- 52311- 0000- 001118- 0000- 00000	Hth&MedPremiums		4,726.00		920.56	3,805.44	
24101- 1000- 52311- 1010- 001118- 0000- 00000	Hth&MedPremiums				427.97	427.97-	
24101- 1000- 52312- 0000- 001118- 0000- 00000	Life	114.00	114.00		10.52	103.48	
24101- 1000- 52312- 1010- 001118- 0000- 00000	Life			63.12	120.98	184.10-	
24101- 1000- 52313- 0000- 001118- 0000- 00000	Dental		360.00		28.60	331.40	
24101- 1000- 52313- 1010- 001118- 0000- 00000	Dental				94.14	94.14-	
24101- 1000- 52314- 0000- 001118- 0000- 00000	Vision		96.00		17.31	78.69	
24101- 1000- 52314- 1010- 001118- 0000- 00000	Vision				29.20	29.20-	
24101- 1000- 52315- 0000- 001118- 0000- 00000	Disability	178.00	178.00		29.87	148.13	
24101- 1000- 52315- 1010- 001118- 0000- 00000	Disability			59.20	111.00	170.20-	
24101- 1000- 52500- 0000- 001118- 0000- 00000	UnemploymntComp	180.00	180.00			180.00	
24101- 1000- 52500- 1010- 001118- 0000- 00000	UnemploymntComp			60.36	236.34	296.70-	
24101- 1000- 52710- 0000- 001118- 0000- 00000	WorkersCompPrem	1,125.00	1,125.00		1,129.00	4.00-	
24101- 1000- 52720- 0000- 001118- 0000- 00000	WorkrsCompERFee	20.00	33.00			33.00	
24101- 1000- 52720- 1010- 001118- 0000- 00000	WorkrsCompERFee			6.90	18.40	25.30-	
24101- 1000- 56118- 1010- 001118- 0000- 00000	GenSuppliesMats			4,590.00		4,590.00-	
Total for Func 1000 and Expense accounts		97,969.00	188,395.00	51,441.76	119,013.62	17,939.62	
Funds 24101 - Title I - IASA, Func 2100 - SuppSvcStudnts							
24101- 2100- 51100- 0000- 001118- 1218- 00000	SalariesExpense,SchlStude	32,805.00	35,001.00	10,769.28	24,230.88	.84	
24101- 2100- 51300- 0000- 001118- 1218- 00000	AddtnlCompenstn,SchlStude				276.71	276.71-	
24101- 2100- 52111- 0000- 001118- 0000- 00000	EducRetirement	4,970.00	5,303.00	1,631.52	3,712.85	41.37-	
24101- 2100- 52112- 0000- 001118- 0000- 00000	ERARetireeHlth	657.00	657.00	215.36	490.09	48.45-	
24101- 2100- 52210- 0000- 001118- 0000- 00000	FICA Payments	2,034.00	2,213.00	667.68	1,519.45	25.87	
Selection Grouped by Account Type, Filtered by User Permissions, (Org = 130, Online/Offline = N, Period = 10, UnPosted JEs? = N, Assets and Liabilities? = N, Restricted Accts? = Y, Funds = 1..8, Objct = 5, Obj Digits = 0, Page Break Lvl =)						SCHOOLABILITY	

Balances through 04/30/2022

Fiscal Year 2021/22

Funds- Func- Obj ct - Pr gm- Locat n- JbCl - Opt nl	Description	Adopted Budget	Revised Budget	Encumbered	Expenditure	Account Balance
Funds 24101 - Title I - IASA, Func 2100 - SuppSvcsStudnts (continued)						
24101- 2100- 52220- 0000- 001118- 0000- 00000	MedicarePaymnts	476.00	508.00	156.16	355.38	3.54-
24101- 2100- 52312- 0000- 001118- 0000- 00000	Life	57.00	57.00	21.04	36.82	.86-
24101- 2100- 52500- 0000- 001118- 0000- 00000	UnemploymntComp	90.00	90.00	35.52	45.30	9.18
24101- 2100- 52710- 0000- 001118- 0000- 00000	WorkersCompPrem	534.00	534.00		536.00	2.00-
24101- 2100- 52720- 0000- 001118- 0000- 00000	WorkrsCompERFee	10.00	10.00	2.30	6.90	.80
24101- 2100- 53711- 0000- 001118- 0000- 00000	Other Charges	3,262.00	3,262.00		2,657.12	604.88
Total for Func 2100 and Expense accounts		44,895.00	47,635.00	13,498.86	33,867.50	268.64
Total for Funds 24101		142,864.00	236,030.00	64,940.62	152,881.12	18,208.26

Funds 24106 - IDEABEntitlemnt, Func 1000 - Instruction						
24106- 1000- 51100- 2000- 001118- 1712- 00000	SalariesExpense,InstAsstS	31,702.00	31,702.00	9,264.48	20,775.65	1,661.87
24106- 1000- 51200- 2000- 001118- 1712- 00000	OvertimeExpense,InstAsstS	3,000.00	1,710.00		151.96	1,558.04
24106- 1000- 51300- 2000- 001118- 1712- 00000	AddtnlCompenstn,InstAsstS	6,554.00	1,044.00		265.43	778.57
24106- 1000- 52111- 0000- 001118- 0000- 00000	EducRetirement	6,090.00	6,090.00			6,090.00
24106- 1000- 52111- 2000- 001118- 0000- 00000	EducRetirement			1,403.60	3,210.82	4,614.42-
24106- 1000- 52112- 0000- 001118- 0000- 00000	ERARetireeHlth	687.00	687.00			687.00
24106- 1000- 52112- 2000- 001118- 0000- 00000	ERARetireeHlth			185.36	423.99	609.35-
24106- 1000- 52210- 0000- 001118- 0000- 00000	FICA Payments	2,124.00	2,124.00			2,124.00
24106- 1000- 52210- 2000- 001118- 0000- 00000	FICA Payments			563.60	1,310.92	1,874.52-
24106- 1000- 52220- 0000- 001118- 0000- 00000	MedicarePaymnts	499.00	499.00			499.00
24106- 1000- 52220- 2000- 001118- 0000- 00000	MedicarePaymnts			131.84	306.72	438.56-
24106- 1000- 52311- 0000- 001118- 0000- 00000	Hth&MedPremiums	8,306.00	8,306.00		193.91-	8,499.91
24106- 1000- 52311- 2000- 001118- 0000- 00000	Hth&MedPremiums				2,154.66	2,154.66-
24106- 1000- 52312- 0000- 001118- 0000- 00000	Life	114.00	195.00		73.30	121.70
24106- 1000- 52312- 2000- 001118- 0000- 00000	Life			42.08	76.27	118.35-
24106- 1000- 52313- 0000- 001118- 0000- 00000	Dental	258.00	258.00		14.30	243.70
24106- 1000- 52313- 2000- 001118- 0000- 00000	Dental			80.08	150.15	230.23-
24106- 1000- 52314- 0000- 001118- 0000- 00000	Vision	57.00	57.00		3.14	53.86
24106- 1000- 52314- 2000- 001118- 0000- 00000	Vision			17.52	32.85	50.37-
24106- 1000- 52315- 0000- 001118- 0000- 00000	Disability		31.00		30.28	.72
24106- 1000- 52500- 0000- 001118- 0000- 00000	UnemploymntComp	180.00	68.00			68.00
24106- 1000- 52500- 2000- 001118- 0000- 00000	UnemploymntComp			30.56	69.90	100.46-
24106- 1000- 52710- 0000- 001118- 0000- 00000	WorkersCompPrem	402.00	402.00		406.00	4.00-
24106- 1000- 52720- 0000- 001118- 0000- 00000	WorkrsCompERFee	20.00	20.00		4.60	15.40
24106- 1000- 52720- 2000- 001118- 0000- 00000	WorkrsCompERFee			4.60	9.20	13.80-
24106- 1000- 56113- 2000- 001118- 0000- 00000	Software		6,800.00		6,800.00	

Selection Grouped by Account Type, Filtered by User Permissions, (Org = 130, Online/Offline = N, Period = 10, UnPosted JEs? = N, Assets and Liabilities? = N, Restricted Accts? = Y, Funds = 1..8, Objct = 5, Obj Digits = 0, Page Break Lvl =)

Balances through 04/30/2022						Fiscal Year 2021/22
Funds- Func- Obj ct - Pr gm- Locat n- Jb Cl - Opt nl	Description	Adopted Budget	Revised Budget	Encumbered	Expenditure	Account Balance
Funds 24106 - IDEABEntitlemnt, Func 1000 - Instruction (continued)						
24106- 1000- 56118- 2000- 001118- 0000- 00000	GenSuppliesMats				85.64	85.64-
Total for Func 1000 and Expense accounts		59,993.00	59,993.00	11,723.72	36,161.87	12,107.41
Funds 24106 - IDEABEntitlemnt, Func 2100 - SuppSvcsStudnts						
24106- 2100- 53212- 2000- 001118- 0000- 00000	SpeechThrpsCont	45,431.00	45,431.00	13,000.78	32,430.22	
Total for Func 2100 and Expense accounts		45,431.00	45,431.00	13,000.78	32,430.22	.00
Total for Funds 24106		105,424.00	105,424.00	24,724.50	68,592.09	12,107.41
Funds 24118 - FreshFruit&Vegs, Func 3100 - FoodSvcsOpertns						
24118- 3100- 56116- 0000- 001118- 0000- 00000	Food	22,256.00	22,256.00	22,256.00		
Total for Funds 24118, Func 3100 and Expense accounts		22,256.00	22,256.00	22,256.00	.00	.00
Funds 24153 - EngLangAcquistn, Func 1000 - Instruction						
24153- 1000- 51300- 1010- 001118- 1411- 00000	AddtnlCompenstn,Teachers	3,674.00	3,674.00			3,674.00
24153- 1000- 52111- 0000- 001118- 0000- 00000	EducRetirement	520.00	520.00			520.00
24153- 1000- 52112- 0000- 001118- 0000- 00000	ERARetireeHlth	74.00	74.00			74.00
24153- 1000- 52210- 0000- 001118- 0000- 00000	FICA Payments	228.00	228.00			228.00
24153- 1000- 52220- 0000- 001118- 0000- 00000	MedicarePaymnts	54.00	54.00			54.00
24153- 1000- 56118- 1010- 001118- 0000- 00000	GenSuppliesMats	350.00	350.00		237.00	113.00
Total for Funds 24153, Func 1000 and Expense accounts		4,900.00	4,900.00	.00	237.00	4,663.00
Funds 24154 - TchPrinTrainRec, Func 1000 - Instruction						
24154- 1000- 53330- 1010- 001118- 0000- 00000	ProfessDevelop	18,989.00	18,989.00	9,229.46	9,460.00	299.54
Total for Funds 24154, Func 1000 and Expense accounts		18,989.00	18,989.00	9,229.46	9,460.00	299.54
Funds 24183 - CP-Second-ReDs2, Func 3100 - FoodSvcsOpertns						
24183- 3100- 57331- 0000- 001118- 0000- 00000	FixedAssets>\$5k		22,000.00			22,000.00
Total for Funds 24183, Func 3100 and Expense accounts		.00	22,000.00	.00	.00	22,000.00
Funds 24308 - CRRSA, ESSER II, Func 2100 - SuppSvcsStudnts						
24308- 2100- 51100- 4025- 001118- 1211- 00000	SalariesExpense,CoordSubS	55,000.00	60,416.00	16,476.96	43,938.56	.48
24308- 2100- 51100- 4025- 001118- 1214- 00000	SalariesExpense,Couns-Soc	58,000.00	60,001.00	18,461.60	41,538.60	.80
24308- 2100- 51100- 4025- 001118- 1218- 00000	SalariesExpense,SchlStude	62,000.00	54,974.00		5,440.00	49,534.00
24308- 2100- 51300- 0000- 001118- 1211- 00000	AddtnlCompenstn,CoordSubS				301.52	301.52-
24308- 2100- 51300- 4025- 001118- 1211- 00000	AddtnlCompenstn,CoordSubS	55,000.00	55,000.00			55,000.00
24308- 2100- 51300- 4025- 001118- 1214- 00000	AddtnlCompenstn,Couns-Soc	58,000.00	58,000.00			58,000.00
24308- 2100- 51300- 4025- 001118- 1218- 00000	AddtnlCompenstn,SchlStude	62,000.00	62,000.00			62,000.00
24308- 2100- 52111- 0000- 001118- 0000- 00000	EducRetirement	51,276.00	51,276.00		45.68	51,230.32
24308- 2100- 52111- 4025- 001118- 0000- 00000	EducRetirement			5,293.20	13,773.96	19,067.16-
24308- 2100- 52112- 0000- 001118- 0000- 00000	ERARetireeHlth	7,000.00	4,999.00		6.04	4,992.96

Selection Grouped by Account Type, Filtered by User Permissions, (Org = 130, Online/Offline = N, Period = 10, UnPosted JEs? = N, Assets and Liabilities? = N, Restricted Accts? = Y, Funds = 1..8, Objct = 5, Obj Digits = 0, Page Break Lvl =)

Balances through 04/30/2022						Fiscal Year 2021/22
Funds- Func- Obj ct - Pr gm- Locat n- JbCl - Opt nl	Description	Adopted Budget	Revised Budget	Encumbered	Expenditure	Account Balance
Funds 24308 - CRRSA, ESSER II, Func 2100 - SuppSvcsStudnts (continued)						
24308-2100-52112-4025-001118-0000-00000	ERARetireeHlth			698.72	1,818.22	2,516.94-
24308-2100-52210-0000-001118-0000-00000	FICA Payments	21,700.00	21,700.00		18.69	21,681.31
24308-2100-52210-4025-001118-0000-00000	FICA Payments			2,112.42	5,636.88	7,749.30-
24308-2100-52220-0000-001118-0000-00000	MedicarePaymnts	5,076.00	5,076.00		4.37	5,071.63
24308-2100-52220-4025-001118-0000-00000	MedicarePaymnts			494.04	1,318.28	1,812.32-
24308-2100-52311-0000-001118-0000-00000	Hth&MedPremiums	28,150.00	28,150.00			28,150.00
24308-2100-52311-4025-001118-0000-00000	Hth&MedPremiums			1,181.46	2,732.64	3,914.10-
24308-2100-52312-0000-001118-0000-00000	Life	171.00	171.00		2.63	168.37
24308-2100-52312-4025-001118-0000-00000	Life			36.82	89.42	126.24-
24308-2100-52313-0000-001118-0000-00000	Dental	927.00	927.00		17.16	909.84
24308-2100-52313-4025-001118-0000-00000	Dental			94.38	197.34	291.72-
24308-2100-52314-0000-001118-0000-00000	Vision	306.00	306.00		3.76	302.24
24308-2100-52314-4025-001118-0000-00000	Vision			26.32	56.40	82.72-
24308-2100-52315-0000-001118-0000-00000	Disability	864.00	864.00		20.30	843.70
24308-2100-52315-4025-001118-0000-00000	Disability			69.60	78.30	147.90-
24308-2100-52500-0000-001118-0000-00000	UnemploymntComp	270.00	270.00		1.00	269.00
24308-2100-52500-4025-001118-0000-00000	UnemploymntComp			30.38	236.65	267.03-
24308-2100-52710-0000-001118-0000-00000	WorkersCompPrem	2,845.00	2,845.00		2,847.00	2.00-
24308-2100-52720-0000-001118-0000-00000	WorkrsCompERFee	30.00	30.00			30.00
24308-2100-52720-4025-001118-0000-00000	WorkrsCompERFee			4.60	11.50	16.10-
Total for Func 2100 and Expense accounts		468,615.00	467,005.00	44,980.50	120,134.90	301,889.60
Funds 24308 - CRRSA, ESSER II, Func 2600 - Op&MaintofPlant						
24308-2600-56118-0000-001118-0000-00000	GenSuppliesMats		1,610.00			1,610.00
24308-2600-57332-0000-001118-0000-00000	SupplAssets<\$5k	6,699.00	6,699.00			6,699.00
Total for Func 2600 and Expense accounts		6,699.00	8,309.00	.00	.00	8,309.00
Total for Funds 24308		475,314.00	475,314.00	44,980.50	120,134.90	310,198.60
Funds 24312 - CRRSA Retention, Func 1000 - Instruction						
24312-1000-51300-1010-001118-1411-00000	AddtnlCompenstn,Teachers		6,000.00		300.00	5,700.00
24312-1000-51300-1010-001118-1711-00000	AddtnlCompenstn,InstAsst1		2,000.00		700.00	1,300.00
Total for Func 1000 and Expense accounts		.00	8,000.00	.00	1,000.00	7,000.00
Funds 24312 - CRRSA Retention, Func 2100 - SuppSvcsStudnts						
24312-2100-51300-0000-001118-1214-00000	AddtnlCompenstn,Couns-Soc		2,000.00		100.00	1,900.00
24312-2100-51300-0000-001118-1218-00000	AddtnlCompenstn,SchlStude		1,990.00		100.00	1,890.00
Total for Func 2100 and Expense accounts		.00	3,990.00	.00	200.00	3,790.00
Funds 24312 - CRRSA Retention, Func 2400 - SupSvcsSchAdmin						

Selection Grouped by Account Type, Filtered by User Permissions, (Org = 130, Online/Offline = N, Period = 10, UnPosted JEs? = N, Assets and Liabilities? = N, Restricted Accts? = Y, Funds = 1..8, Objct = 5, Obj Digits = 0, Page Break Lvl =)

Balances through 04/30/2022						Fiscal Year 2021/22
Funds - Func - Obj ct - Pr gm - Locat n - JbCl - Opt nl	Description	Adopted Budget	Revised Budget	Encumbered	Expenditure	Account Balance
Funds 24312 - CRRSA Retention, Func 2400 - SupSvcsSchAdmin						
24312-2400-51300-0000-001118-1217-00000	AddtnlCompenstn,SecClerTe		1,000.00		200.00	800.00
Total for Func 2400 and Expense accounts		.00	1,000.00	.00	200.00	800.00
Funds 24312 - CRRSA Retention, Func 2600 - Op&MaintofPlant						
24312-2600-51300-0000-001118-1615-00000	AddtnlCompenstn,Custodial		1,000.00		300.00	700.00
Total for Func 2600 and Expense accounts		.00	1,000.00	.00	300.00	700.00
Funds 24312 - CRRSA Retention, Func 3100 - FoodSvcsOpertns						
24312-3100-51300-0000-001118-1617-00000	AddtnlCompenstn,Food Serv		1,000.00		100.00	900.00
Total for Func 3100 and Expense accounts		.00	1,000.00	.00	100.00	900.00
Total for Funds 24312		.00	14,990.00	.00	1,800.00	13,190.00
Funds 24316 - Air Quality, Func 2600 - Op&MaintofPlant						
24316-2600-56118-0000-001118-0000-00000	GenSuppliesMats		4,259.00		4,259.00	
Total for Funds 24316, Func 2600 and Expense accounts		.00	4,259.00	.00	4,259.00	.00
Funds 25153 - TitleXIX-3/21Yr, Func 2100 - SuppSvcsStudnts						
25153-2100-55915-2000-001118-0000-00000	OthContractSvcs	44,899.00	49,431.00		51,654.59	2,223.59-
Total for Funds 25153, Func 2100 and Expense accounts		44,899.00	49,431.00	.00	51,654.59	2,223.59-
Funds 25171 - Child&AdultFood, Func 3100 - FoodSvcsOpertns						
25171-3100-51300-0000-001118-1617-00000	AddtnlCompenstn,Food Serv		11,280.00			11,280.00
25171-3100-55915-0000-001118-0000-00000	OthContractSvcs	130,600.00	112,800.00		132,341.50	19,541.50-
25171-3100-56116-0000-001118-0000-00000	Food		64,520.00			64,520.00
25171-3100-57332-0000-001118-0000-00000	SupplAssets<\$5k		16,920.00			16,920.00
Total for Funds 25171, Func 3100 and Expense accounts		130,600.00	205,520.00	.00	132,341.50	73,178.50
Funds 25205 - GearUpNMInit, Func 1000 - Instruction						
25205-1000-51100-1010-001118-1411-00000	SalariesExpense,Teachers		31,000.00	3,932.40	8,956.59	18,111.01
25205-1000-51100-9000-001118-1411-00000	SalariesExpense,Teachers		2,376.00			2,376.00
25205-1000-52111-0000-001118-0000-00000	EducRetirement		5,060.00			5,060.00
25205-1000-52111-1010-001118-0000-00000	EducRetirement			595.76	1,356.93	1,952.69-
25205-1000-52112-0000-001118-0000-00000	ERARetireeHlth		670.00			670.00
25205-1000-52112-1010-001118-0000-00000	ERARetireeHlth			78.64	179.12	257.76-
25205-1000-52210-1010-001118-0000-00000	FICA Payments			214.96	555.34	770.30-
25205-1000-52220-0000-001118-0000-00000	MedicarePaymnts		490.00			490.00
25205-1000-52220-1010-001118-0000-00000	MedicarePaymnts			50.24	129.92	180.16-
25205-1000-52311-1010-001118-0000-00000	Hth&MedPremiums		3,184.00	666.88	879.26	1,637.86
25205-1000-52312-1010-001118-0000-00000	Life		30.00	4.24	8.46	17.30
25205-1000-52313-1010-001118-0000-00000	Dental		200.00	26.16	47.80	126.04
Selection Grouped by Account Type, Filtered by User Permissions, (Org = 130, Online/Offline = N, Period = 10, UnPosted JEs? = N, Assets and Liabilities? = N, Restricted Accts? = Y, Funds = 1..8, Objct = 5, Obj Digits = 0, Page Break Lvl =)						

Balances through 04/30/2022

Fiscal Year 2021/22

Funds- Func- Obj ct - Pr gm- Locat n- JbCl - Opt nl	Description	Adopted Budget	Revised Budget	Encumbered	Expenditure	Account Balance	
Funds 25205 - GearUpNMInit, Func 1000 - Instruction (continued)							
25205- 1000- 52314- 1010- 001118- 0000- 00000	Vision		100.00	5.04	10.02	84.94	
25205- 1000- 52315- 1010- 001118- 0000- 00000	Disability		150.00	12.16	17.54	120.30	
25205- 1000- 52500- 1010- 001118- 0000- 00000	UnemploymntComp			1.97	22.45	24.42-	
25205- 1000- 52710- 0000- 001118- 0000- 00000	WorkersCompPrem		10.00			10.00	
25205- 1000- 52720- 1010- 001118- 0000- 00000	WorkrsCompERFee			.46	.92	1.38-	
25205- 1000- 53330- 1010- 001118- 0000- 00000	ProfessDevelop		4,238.00	5,205.00	1,962.25	2,929.25-	
25205- 1000- 53711- 1010- 001118- 0000- 00000	Other Charges		1,024.00			1,024.00	
25205- 1000- 55817- 1010- 001118- 0000- 00000	Student Travel		500.00	300.00		200.00	
25205- 1000- 55819- 1010- 001118- 0000- 00000	EmpTravTeachers		52.00			52.00	
25205- 1000- 56112- 1010- 001118- 0000- 00000	Other Textbooks				5,160.00	5,160.00-	
25205- 1000- 56113- 1010- 001118- 0000- 00000	Software		10,400.00		980.00	9,420.00	
25205- 1000- 56118- 1010- 001118- 0000- 00000	GenSuppliesMats		5,300.00	6,275.40	13,594.05	14,569.45-	
25205- 1000- 57331- 1010- 001118- 0000- 00000	FixedAssets>\$5k			10,877.58		10,877.58-	
25205- 1000- 57332- 1010- 001118- 0000- 00000	SupplAssets<\$5k		3,399.00			3,399.00	
Total for Funds 25205, Func 1000 and Expense accounts			.00	68,183.00	28,246.89	33,860.65	6,075.46

Funds 26177 - ElemMidSchlnit, Func 1000 - Instruction						
26177- 1000- 51300- 9000- 001118- 1618- 00000	AddtnlCompenstn,Athletics	3,476.00	3,476.00			3,476.00
26177- 1000- 52111- 0000- 001118- 0000- 00000	EducRetirement	494.00	494.00			494.00
26177- 1000- 52112- 0000- 001118- 0000- 00000	ERARetireeHlth	71.00	71.00			71.00
26177- 1000- 52210- 0000- 001118- 0000- 00000	FICA Payments	217.00	217.00			217.00
26177- 1000- 52220- 0000- 001118- 0000- 00000	MedicarePaymnts	52.00	52.00			52.00
26177- 1000- 56118- 1010- 001118- 0000- 00000	GenSuppliesMats	690.00	690.00			690.00
Total for Funds 26177, Func 1000 and Expense accounts		5,000.00	5,000.00	.00	.00	5,000.00

Funds 27149 - PreK Initiative, Func 1000 - Instruction						
27149- 1000- 51100- 1010- 001118- 1414- 00000	SalariesExpense,TeachersP	93,709.00	93,709.00	29,605.40	60,617.91	3,485.69
27149- 1000- 51100- 1010- 001118- 1714- 00000	SalariesExpense,InstAsstP	35,427.00	22,807.00	5,443.44	16,649.65	713.91
27149- 1000- 51200- 1010- 001118- 1714- 00000	OvertimeExpense,InstAsstP				65.08	65.08-
27149- 1000- 51300- 1010- 001118- 1414- 00000	AddtnlCompenstn,TeachersP	7,113.00	7,113.00			7,113.00
27149- 1000- 51300- 1010- 001118- 1714- 00000	AddtnlCompenstn,InstAsstP	2,300.00	2,300.00		191.90	2,108.10
27149- 1000- 52111- 0000- 001118- 0000- 00000	EducRetirement	20,900.00	20,900.00			20,900.00
27149- 1000- 52111- 1010- 001118- 0000- 00000	EducRetirement			5,309.92	11,745.02	17,054.94-
27149- 1000- 52112- 0000- 001118- 0000- 00000	ERARetireeHlth	2,775.00	2,775.00			2,775.00
27149- 1000- 52112- 1010- 001118- 0000- 00000	ERARetireeHlth			701.04	1,550.62	2,251.66-
27149- 1000- 52210- 0000- 001118- 0000- 00000	FICA Payments	8,593.00	8,593.00			8,593.00
27149- 1000- 52210- 1010- 001118- 0000- 00000	FICA Payments			2,173.04	4,806.58	6,979.62-

Selection Grouped by Account Type, Filtered by User Permissions, (Org = 130, Online/Offline = N, Period = 10, UnPosted JEs? = N, Assets and Liabilities? = N, Restricted Accts? = Y, Funds = 1.8, Objct = 5, Obj Digits = 0, Page Break Lvl =)

Balances through 04/30/2022						Fiscal Year 2021/22
Funds- Func- Obj ct - Pr gm- Locat n- JbCl - Opt nl	Description	Adopted Budget	Revised Budget	Encumbered	Expenditure	Account Balance
Funds 27149 - PreK Initiative, Func 1000 - Instruction (continued)						
27149- 1000- 52220- 0000- 001118- 0000- 00000	MedicarePaymnts	2,013.00	2,013.00			2,013.00
27149- 1000- 52220- 1010- 001118- 0000- 00000	MedicarePaymnts			508.16	1,124.03	1,632.19-
27149- 1000- 52312- 0000- 001118- 0000- 00000	Life	228.00	253.00		18.41-	271.41
27149- 1000- 52312- 1010- 001118- 0000- 00000	Life			63.12	142.02	205.14-
27149- 1000- 52500- 0000- 001118- 0000- 00000	UnemploymntComp	360.00	392.00			392.00
27149- 1000- 52500- 1010- 001118- 0000- 00000	UnemploymntComp			72.55	248.91	321.46-
27149- 1000- 52710- 0000- 001118- 0000- 00000	WorkersCompPrem	2,101.00	2,101.00		2,101.00	
27149- 1000- 52720- 0000- 001118- 0000- 00000	WorkrsCompERFee	40.00	40.00			40.00
27149- 1000- 52720- 1010- 001118- 0000- 00000	WorkrsCompERFee			6.90	23.00	29.90-
27149- 1000- 56118- 1010- 001118- 0000- 00000	GenSuppliesMats	70,440.00	80,383.00	9,584.37	5,201.96	65,596.67
27149- 1000- 57332- 1010- 001118- 0000- 00000	SupplAssets<\$5k	10,001.00	12,621.00	6,777.86	4,066.85	1,776.29
Total for Func 1000 and Expense accounts		256,000.00	256,000.00	60,245.80	108,516.12	87,238.08
Funds 27149 - PreK Initiative, Func 2600 - Op&MaintofPlant						
27149- 2600- 56118- 0000- 001118- 0000- 00000	GenSuppliesMats			13.55	.01	13.56-
27149- 2600- 57332- 0000- 001118- 0000- 00000	SupplAssets<\$5k	10,000.00	10,000.00	379.50	8,043.37	1,577.13
Total for Func 2600 and Expense accounts		10,000.00	10,000.00	393.05	8,043.38	1,563.57
Total for Funds 27149		266,000.00	266,000.00	60,638.85	116,559.50	88,801.65
Funds 27183 - NM Grown FVV, Func 3100 - FoodSvcsOpertns						
27183- 3100- 56116- 0000- 001118- 0000- 00000	Food	5,000.00	5,000.00	3,853.00	1,755.00	608.00-
Total for Funds 27183, Func 3100 and Expense accounts		5,000.00	5,000.00	3,853.00	1,755.00	608.00-
Funds 28211 - Covid Testing, Func 2100 - SuppSvcsStudnts						
28211- 2100- 51300- 0000- 001118- 1216- 00000	AddtnlCompenstn,HealthAss			3,990.00	3,990.00	7,980.00-
28211- 2100- 52111- 0000- 001118- 0000- 00000	EducRetiree			604.50	604.50	1,209.00-
28211- 2100- 52112- 0000- 001118- 0000- 00000	ERARetireeHlth			79.86	79.80	159.66-
28211- 2100- 52210- 0000- 001118- 0000- 00000	FICA Payments			247.38	247.38	494.76-
28211- 2100- 52220- 0000- 001118- 0000- 00000	MedicarePaymnts			57.84	57.84	115.68-
28211- 2100- 52500- 0000- 001118- 0000- 00000	UnemploymntComp			13.14	13.14	26.28-
Total for Funds 28211, Func 2100 and Expense accounts		.00	.00	4,992.72	4,992.66	9,985.38-
Funds 31200 - PubSchCapOutlay, Func 4000 - Capital Outlay						
31200- 4000- 54610- 0000- 001118- 0000- 00000	RentLandBldngs		298,417.00	52,780.43	96,428.07	149,208.50
Total for Funds 31200, Func 4000 and Expense accounts		.00	298,417.00	52,780.43	96,428.07	149,208.50
Funds 31600 - CapImprvmtsHB33, Func 2300 - SupptSvcs-Admin						
31600- 2300- 53712- 0000- 001118- 0000- 00000	CityTaxCollCost	5,433.00	5,433.00		2,073.03	3,359.97
Total for Func 2300 and Expense accounts		5,433.00	5,433.00	.00	2,073.03	3,359.97
Selection Grouped by Account Type, Filtered by User Permissions, (Org = 130, Online/Offline = N, Period = 10, UnPosted JEs? = N, Assets and Liabilities? = N, Restricted Accts? = Y, Funds = 1..8, Objct = 5, Obj Digits = 0, Page Break Lvl =)						SCHOOLABILITY

Balances through 04/30/2022						Fiscal Year 2021/22
Funds- Func- Obj ct - Pr gm- Locat n- Jb Cl - Opt nl	Description	Adopted Budget	Revised Budget	Encumbered	Expenditure	Account Balance
Funds 31600 - CapImprvmtsHB33, Func 4000 - Capital Outlay						
31600- 4000- 57200- 0000- 001118- 0000- 00000	BuildingPurchase	1,382,634.00	1,408,754.00			1,408,754.00
	Total for Func 4000 and Expense accounts	1,382,634.00	1,408,754.00	.00	.00	1,408,754.00
	Total for Funds 31600	1,388,067.00	1,414,187.00	.00	2,073.03	1,412,113.97
Funds 31700 - CapImprvmtsSB-9, Func 4000 - Capital Outlay						
31700- 4000- 57331- 0000- 001118- 0000- 00000	FixedAssets>\$5k	10,000.00	10,000.00			10,000.00
31700- 4000- 57332- 0000- 001118- 0000- 00000	SupplAssets<\$5k	10,350.00	10,350.00	36,879.80	25,681.08	52,210.88-
	Total for Funds 31700, Func 4000 and Expense accounts	20,350.00	20,350.00	36,879.80	25,681.08	42,210.88-
Funds 31701 - CapImprvsSB9Loc, Func 2300 - SupptSvcs-Admin						
31701- 2300- 53712- 0000- 001118- 0000- 00000	CityTaxCollCost	2,700.00	2,700.00		1,063.30	1,636.70
	Total for Func 2300 and Expense accounts	2,700.00	2,700.00	.00	1,063.30	1,636.70
Funds 31701 - CapImprvsSB9Loc, Func 4000 - Capital Outlay						
31701- 4000- 54315- 0000- 001118- 0000- 00000	MntRepBlgsGrdEq	41,500.00	41,500.00			41,500.00
31701- 4000- 57200- 0000- 001118- 0000- 00000	BuildingPurchase	610,516.00	610,516.00			610,516.00
31701- 4000- 57331- 0000- 001118- 0000- 00000	FixedAssets>\$5k	15,000.00	15,000.00			15,000.00
31701- 4000- 57332- 0000- 001118- 0000- 00000	SupplAssets<\$5k	20,000.00	24,324.00	29,020.00	5,737.81	10,433.81-
	Total for Func 4000 and Expense accounts	687,016.00	691,340.00	29,020.00	5,737.81	656,582.19
	Total for Funds 31701	689,716.00	694,040.00	29,020.00	6,801.11	658,218.89
Funds 31703 - SB9 SMCash, Func 4000 - Capital Outlay						
31703- 4000- 57332- 0000- 001118- 0000- 00000	SupplAssets<\$5k	21,080.00	32,486.00		1,719.00	30,767.00
	Total for Funds 31703, Func 4000 and Expense accounts	21,080.00	32,486.00	.00	1,719.00	30,767.00
	Total for Org 130 - Christine Duncan Heritage	8,410,757.00	9,365,302.00	1,776,365.13	4,495,356.96	3,093,579.91