

Checks Dated 03/01/2022 through 03/31/2022

Check Number	Check Date	Pay to the Order of	Check Amount
13384	03/03/2022	Amaro's Carpet Cleaning	280.48
13385	03/03/2022	Association of Charter School Education Services	1,070.41
13386	03/03/2022	De Lage Landen Financial Services Inc	988.71
13387	03/03/2022	InAccord PC	3,236.25
13388	03/03/2022	Lifetouch Natl School Studios	967.58
13389	03/03/2022	Marcia Lee Unnever, Kids Focus	360.00
13390	03/03/2022	Quill Corporation	882.75
13391	03/03/2022	Saylor Family Trust, LLC	35,000.00
13392	03/03/2022	Saylor Family Trust, LLC	514.58
13395	03/10/2022	ABCWUA	12.26
13396	03/10/2022	Albuquerque Charter School League	410.00
13397	03/10/2022	Alpine Protection LLC	159.96
13398	03/10/2022	American Waste Removal, Inc	217.06
13399	03/10/2022	Association of Charter School Education Services	17,118.64
13400	03/10/2022	AVID Center	1,962.25
13401	03/10/2022	Brady Industries, LLC	2,360.76
13402	03/10/2022	City of Albuquerque	120.00
13403	03/10/2022	Diverse Development LLC	2,300.00
13404	03/10/2022	Rising Sun Technologies	5,103.56
13405	03/10/2022	Scholastic Inc	230.86
13406	03/10/2022	Veronica Vigil	121.50
13407	03/10/2022	Western State Fire Protection Co.	210.25
13408	03/15/2022	Alpine Protection LLC	1,490.95
13409	03/15/2022	Amaro's Carpet Cleaning	280.48
13410	03/15/2022	Charter School Nursing Service	7,289.65
13411	03/15/2022	Crystal Springs	161.81
13412	03/15/2022	Ephesus Office Technologies	357.07
13413	03/15/2022	PSG Graphics	2,614.50
13414	03/15/2022	Rising Sun Technologies	1,779.00
13415	03/15/2022	School Nurse Supply, Inc.	765.87
13416	03/15/2022	Theresa Bustos	71.11
13419	03/23/2022	Amaro's Carpet Cleaning	280.48
13420	03/23/2022	Association of Charter School Education Services	292.50
13421	03/23/2022	Bilingual Multicultural Services Inc	1,963.33
13422	03/23/2022	Comcast	352.86
13423	03/23/2022	Cooperative Educational Services	44,668.20
13424	03/23/2022	Crystal Springs	1,151.52
13425	03/23/2022	Fiber Platform, LLC	87.03
13426	03/23/2022	Julie Weeks	85.64
13427	03/23/2022	Melissa Maestas	18.98
13428	03/23/2022	PNM	4,320.06
13429	03/23/2022	Quill Corporation	189.99
13430	03/23/2022	School Equipment, Inc.	1,719.00
13431	03/23/2022	T-Mobile USA Inc	1,920.05
13432	03/23/2022	The Recognition Place	154.00
13433	03/23/2022	Verizon Wireless	139.97
13434	03/30/2022	Pre-Paid Legal Services, Inc.	37.90
13435	03/30/2022	Metropolitan Life Insurance	200.00
13436	03/30/2022	NM Dept of Workforce Solutions	2,160.40

The preceding Checks have been issued in accordance with the District's Policy and authorization of the Board of Trustees. It is recommended that the preceding Checks be approved.



Page 1 of 2

Checks Dated 03/01/2022 through 03/31/2022

Check Number	Check Date	Pay to the Order of	Check Amount
VCH-00000166	03/04/2022	NM Taxation/Revenue Department	6,291.92
VCH-00000167	03/07/2022	NMPSIA	20,750.08
VCH-00000168	03/29/2022	NM Taxation/Revenue Department	6,129.53
VCH-00000169	03/30/2022	NM Educational RetirementBoard	55,997.10
VCH-00000170	03/30/2022	NM RHC	6,590.05
VCH-00000171	03/30/2022	New Mexico Taxation and Revenue Department	245.10
Total Number of Checks			55
			244,183.99

Fund Recap

Fund	Description	Check Count	Expensed Amount
11000	Operational Fund	44	182,640.08
14000	Inst. Materials Fund	1	1,779.00
21000	Food Services Fund	11	3,440.31
23004	Student Council	1	1,404.00
23010	Admin Discretionary Account	2	90.09
23102	General Activities	1	154.00
24101	Title I - IASA	8	4,998.95
24106	IDEA-B Entitlement	9	2,403.31
24308	CRRSA, ESSER II	7	4,517.67
25205	Gear Up New Mexico Initiative	8	2,611.73
27149	PreK Initiative	7	2,980.45
28211	NM Schools Covid Testing	5	445.40
31200	Public School Capital Outlay	1	35,000.00
31703	SB9 State Match Cash	1	1,719.00
Total Number of Checks		55	244,183.99
Less Unpaid Tax Liability			.00
Net (Check Amount)			244,183.99

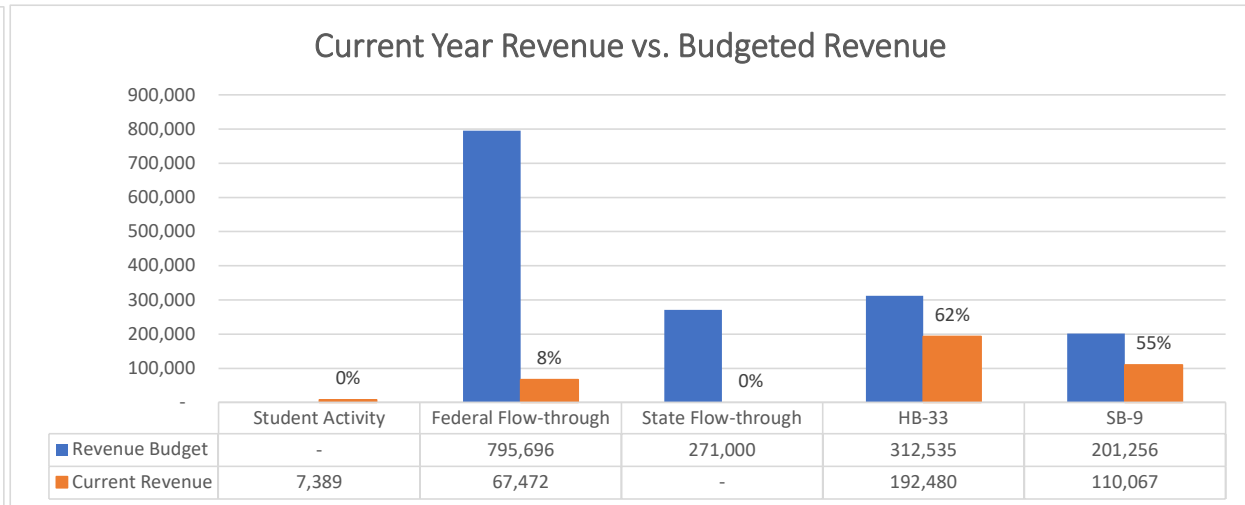
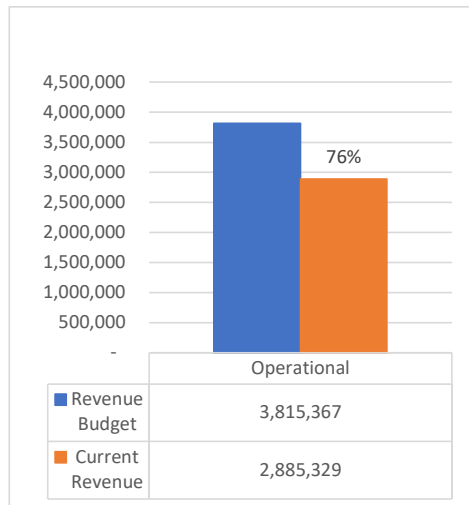
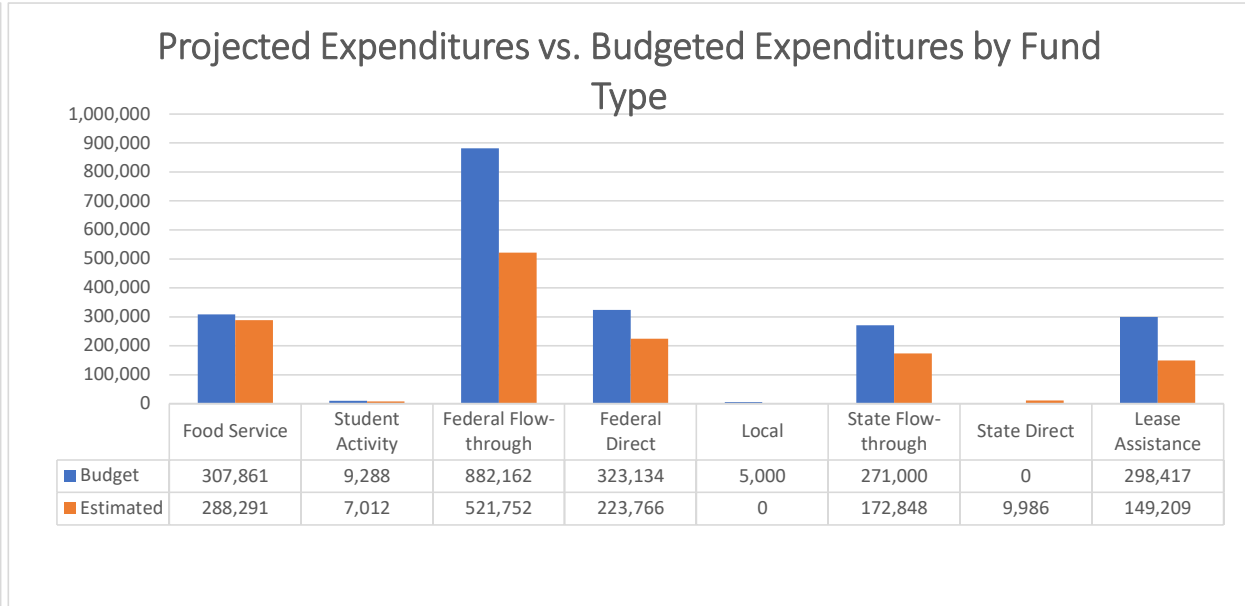
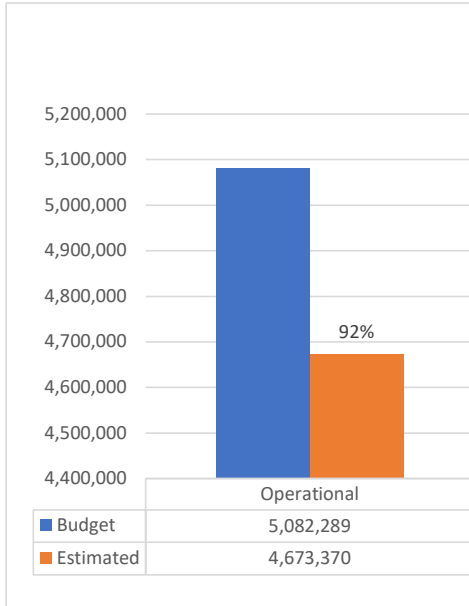
Includes checks for only Bank Account 130MAIN

The preceding Checks have been issued in accordance with the District's Policy and authorization of the Board of Trustees. It is recommended that the preceding Checks be approved.

Christine Duncan Heritage Academy

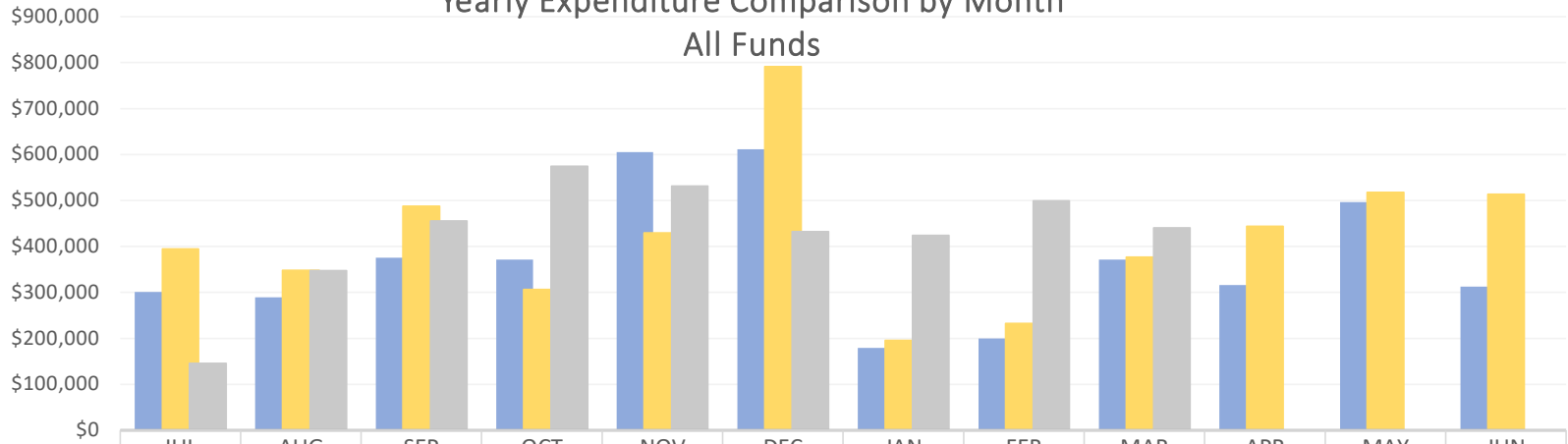
Expenditure Analytical Review

March 31, 2022



Yearly Expenditure Comparison by Month

All Funds

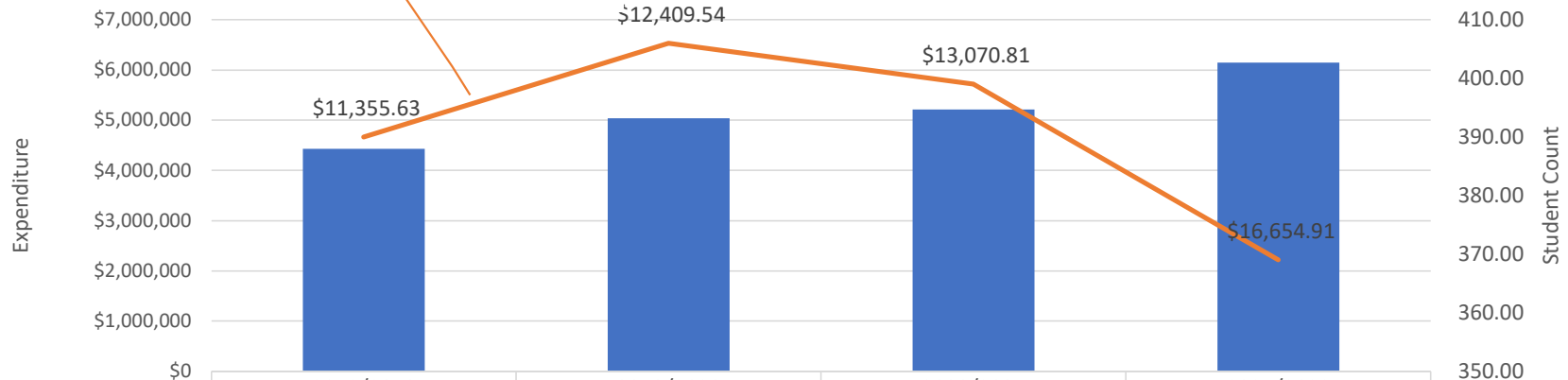


2018/2019	\$301,405	\$288,687	\$375,566	\$371,393	\$605,292	\$611,298	\$178,876	\$200,264	\$371,575	\$315,939	\$496,481	\$311,918
2019/2020	\$394,813	\$348,450	\$487,785	\$306,080	\$429,344	\$791,114	\$195,596	\$232,344	\$376,686	\$444,175	\$517,792	\$514,094
2021/2022	\$145,278	\$346,923	\$454,945	\$574,152	\$531,171	\$432,211	\$423,854	\$499,051	\$440,857			

Spending Per Student

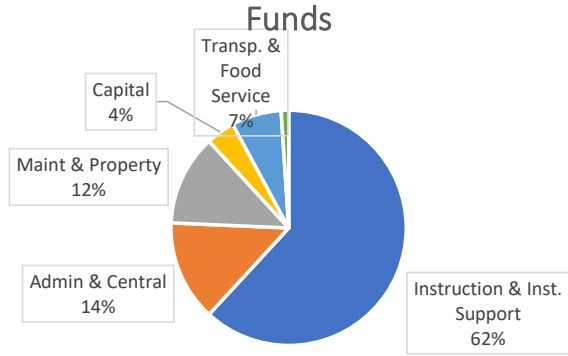
All Funds

Note: amount per year indicates Spending Per Student

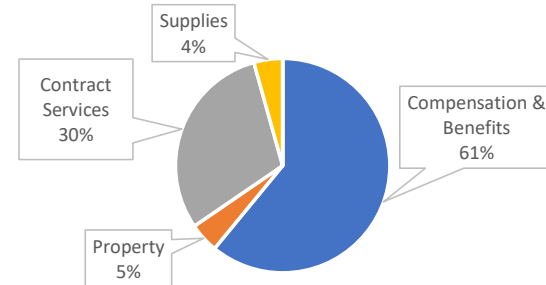


Expenditures	\$4,428,696	\$5,038,274	\$5,215,255	\$6,145,662
Student Count	390.00	406.00	399.00	369.00

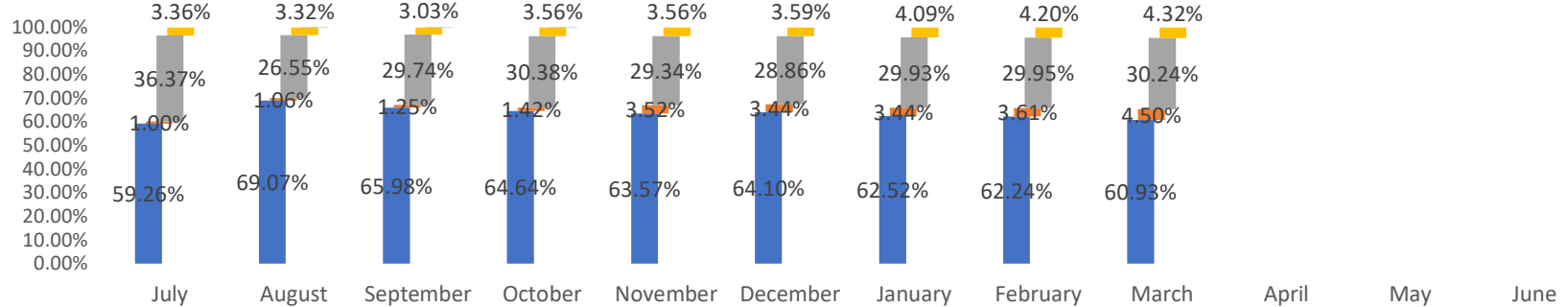
Estimated Expenditures by Function - All Funds



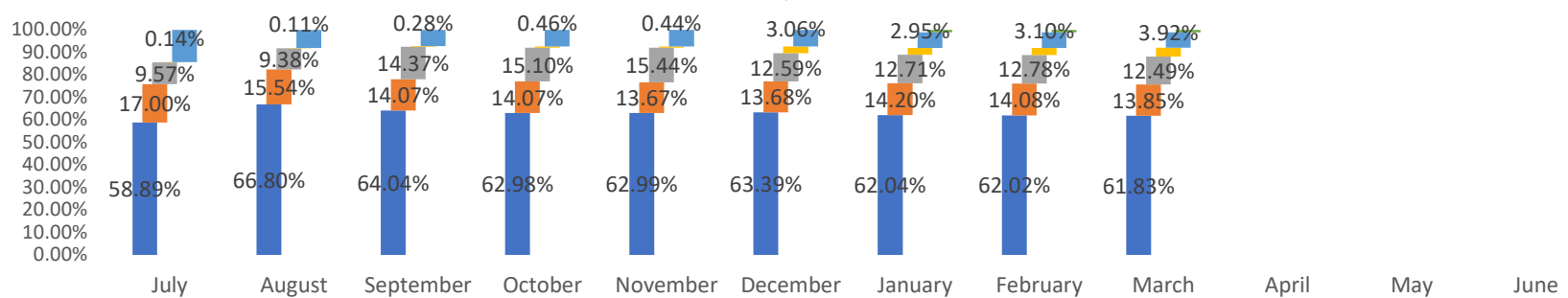
Estimated Expenditures by Object - All Funds



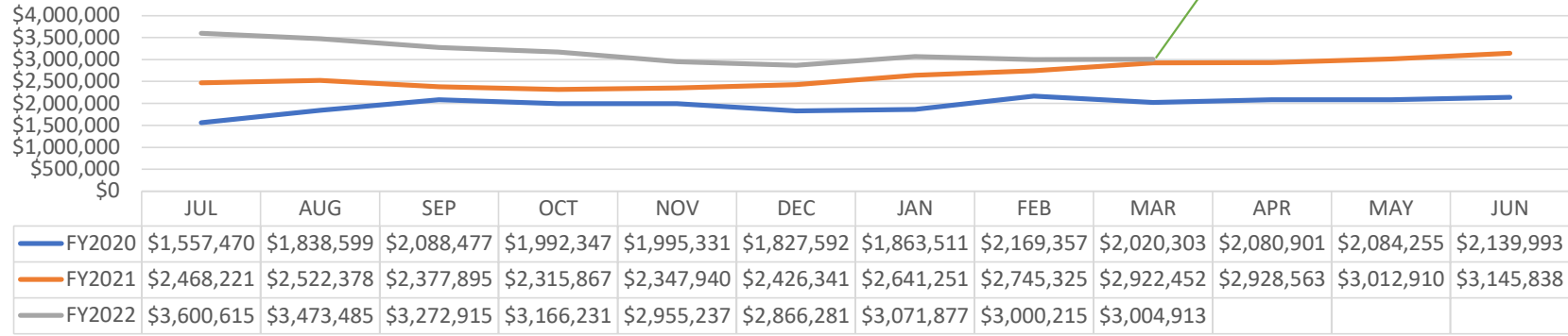
Object Code Change in Percentage by Month (All Funds - Exp & Encumbrance)



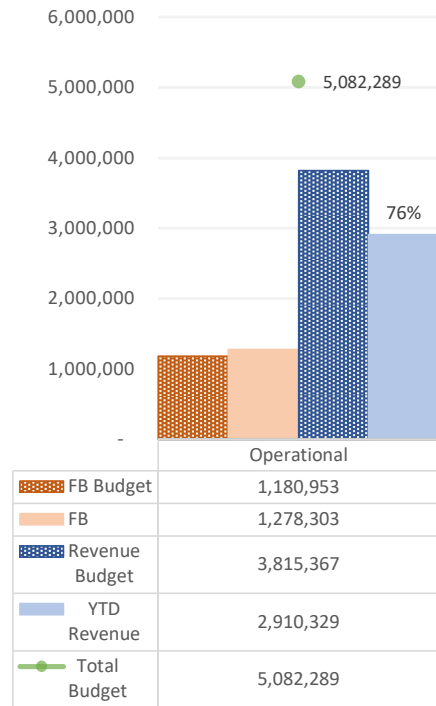
Function Code Change in Percentage by Month (All Funds - Exp & Encumbrance)



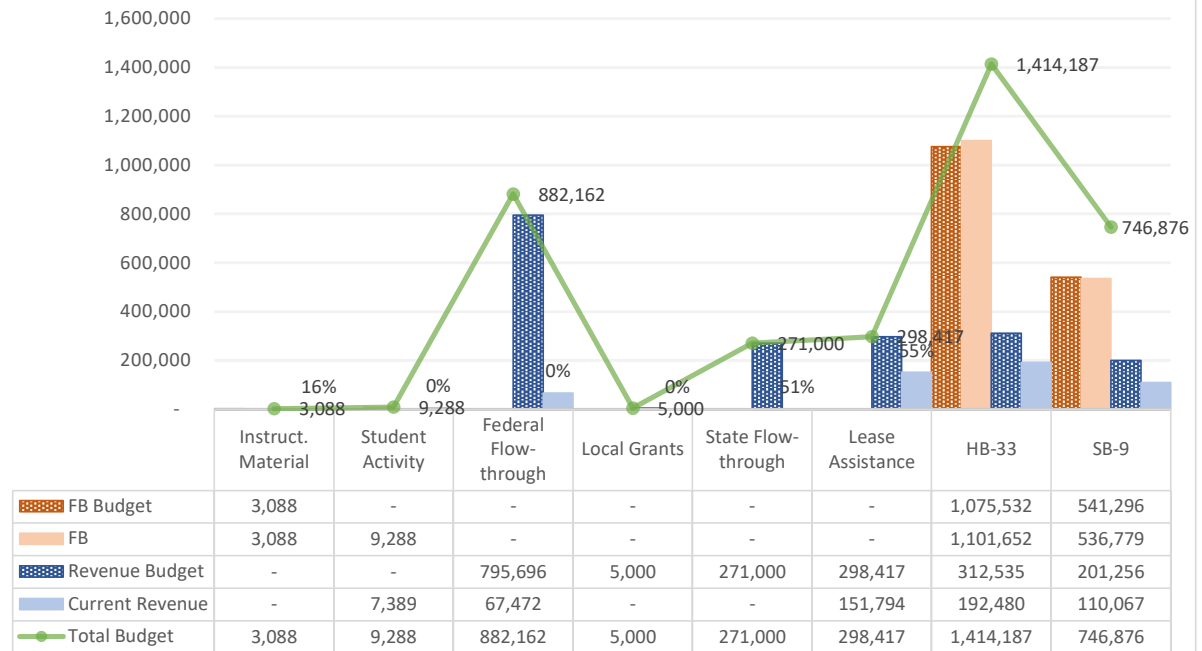
Monthly Cash Balance All Funds



(Operational Fund Only)



Current Year Revenue vs. Budgeted Revenue & Beg Fund Balance vs. Budgeted Fund Balance



Analyzed Business Checking - PF

Account number: ■ March 1, 2022 - March 31, 2022 ■ Page 1 of 3



CHRISTINE DUNCAN'S HERITAGE ACADEMY
1900 ATRISCO DR NW
ALBUQUERQUE NM 87120-1146

Questions?

Call your Customer Service Officer or Client Services
1-800-AT WELLS (1-800-289-3557)
5:00 AM TO 6:00 PM Pacific Time Monday - Friday

Online: wellsfargo.com

Write: Wells Fargo Bank, N.A. (585)
P.O. Box 6995
Portland, OR 97228-6995

Account summary

Analyzed Business Checking - PF

<i>Account number</i>	<i>Beginning balance</i>	<i>Total credits</i>	<i>Total debits</i>	<i>Ending balance</i>
	\$3,095,219.97	\$452,917.51	-\$597,541.27	\$2,950,596.21

Credits

Deposits

<i>Effective date</i>	<i>Posted date</i>	<i>Amount</i>	<i>Transaction detail</i>
03/01	03/02	402.18	Reversal of Check Posted 3-01-22 Reposted 3-02-22 as Serial 0000013379 Our Ref: 3-01-22 00000000
		\$402.18	Total deposits

Electronic deposits/bank credits

<i>Effective date</i>	<i>Posted date</i>	<i>Amount</i>	<i>Transaction detail</i>
	03/03	480.00	Post Verify Deposit
	03/03	20,430.00	State of NEW Mex Vndr Pymt Nmap0001322865 11000 1% Erb Contributions 11000 1% Erb Contribut
	03/07	570.00	Post Verify Deposit
	03/09	280.00	Post Verify Deposit
	03/14	9,690.24	State of NM Earlychild Nmap0001329878 Christine Duncan's Her
	03/14	319,498.40	APS Payments Christine Dncn Christine Duncan Ha Cs
	03/16	83.84	Sandoval County ACH Paymen 640726 Februry 2022 Distribution Hb-33
	03/17	43.50	Sandoval County ACH Paymen 643064 February 2022 Distribution Sb-9
	03/18	4,807.78	State of NEW Mex Vndr Pymt Nmap0001335477 CD.Rfr.2022.01 Gearup CD.Rfr.2022.01
	03/18	52,866.56	Post Verify Deposit
	03/21	5,696.20	Bernalillo Count Distr_Pymt Christine Duncans Heri
	03/28	13,853.28	State of NM Earlychild Nmap0001340309 Christine Duncan's Her

Electronic deposits/bank credits (continued)

<i>Effective date</i>	<i>Posted date</i>	<i>Amount</i>	<i>Transaction detail</i>
	03/30	448.00	State of NEW Mex Vndr Pymt Nmap0001342372 USDA February 2022 USDA February 2022
	03/30	23,767.53	State of NEW Mex Vndr Pymt Nmap0001342606 USDA February 2022 Sso USDA February 2022 Sso
		\$452,515.33	Total electronic deposits/bank credits
		\$452,917.51	Total credits

Debits

Electronic debits/bank debits

<i>Effective date</i>	<i>Posted date</i>	<i>Amount</i>	<i>Transaction detail</i>
	03/01	37.90	Legalshield Grp Paymt 250929410148716 Christine Duncan Herit
	03/01	37.90	Legalshield Grp Paymt 250929420148716 Christine Duncan Herit
	03/01	285.48 <	Business to Business ACH Debit - AFLAC Insurance 022522 L7U96374159 Christine Duncans
	03/03	74,815.59	ACH Prep Origintn - Christine Duncan - File 7878782339 Coid 1205009183
	03/04	21,469.77 <	Business to Business ACH Debit - IRS Usatxpymt 030422 270246371676479 Christine Duncans Heri
	03/07	20,750.08	WT Seq130370 State of NEW Mexico /Bnf=Nmpsia Srf# 2022 02 Nmpsia Trn#220307130370 Rfb# 75
	03/07	6,291.92 <	Business to Business ACH Debit - Tax_Rev_Wwt_Ecks Trd Pmnt 220304 1922973824 Christine Duncan Herit
	03/11	409.86	Client Analysis Svc Chrg 220310 Svc Chge 0222 000009790384409
	03/17	82,190.48	ACH Prep Origintn - Christine Duncan - File 7878782339 Coid 1205009183
	03/18	24,554.30 <	Business to Business ACH Debit - IRS Usatxpymt 031822 270247792159126 Christine Duncans Heri
	03/30	6,590.05	WT Seq192090 State of NEW Mexico /Bnf=NM Rehtiree Healthcare Srf# 2022 03 Rhc Trn#220330192090 Rfb# 76
	03/31	69,317.13	ACH Prep Origintn - Christine Duncan - File 7878782339 Coid 1205009183
	03/31	2,160.40 <	Business to Business ACH Debit - State of NM Dws Ui Payment 2201478 Christina Duncan Commu
	03/31	6,129.53 <	Business to Business ACH Debit - Tax_Rev_Wwt_Ecks Trd Pmnt 220329 1323081856 Christine Duncan Herit
	03/31	55,997.10 <	Business to Business ACH Debit - Nmerb Web Pay 220330 02353 Christine Duncan Herit
		\$371,037.49	Total electronic debits/bank debits

< Business to Business ACH: If this is a business account, this transaction has a return time frame of one business day from post date. This time frame does not apply to consumer accounts.

Checks paid

<i>Number</i>	<i>Amount</i>	<i>Date</i>	<i>Number</i>	<i>Amount</i>	<i>Date</i>	<i>Number</i>	<i>Amount</i>	<i>Date</i>
1179	402.18	03/01	13363*	707.81	03/01	13369	44.00	03/15
13299*	280.48	03/09	13364	21,845.78	03/01	13371*	74.98	03/04
13330*	160.00	03/25	13365	560.96	03/01	13372	2,589.00	03/03
13333*	560.96	03/09	13366	40,405.17	03/07	13374*	110.18	03/03
13351*	1,680.55	03/01	13367	960.25	03/02	13377*	646.93	03/01
13357*	1,000.00	03/16	13368	352.86	03/02	13378	9,562.94	03/04

Checks paid (continued)

<i>Number</i>	<i>Amount</i>	<i>Date</i>	<i>Number</i>	<i>Amount</i>	<i>Date</i>	<i>Number</i>	<i>Amount</i>	<i>Date</i>
13379	402.18	03/02	13399	17,118.64	03/15	13414	1,779.00	03/22
13380	194.16	03/01	13400	1,962.25	03/15	13415	765.87	03/22
13384*	280.48	03/10	13401	2,360.76	03/14	13416	71.11	03/31
13385	1,070.41	03/11	13402	120.00	03/15	13418*	219.22	03/21
13386	988.71	03/22	13403	2,300.00	03/21	13419	280.48	03/29
13387	3,236.25	03/10	13404	5,103.56	03/15	13420	292.50	03/29
13388	967.58	03/17	13405	230.86	03/16	13422*	352.86	03/30
13389	360.00	03/15	13406	121.50	03/16	13423	44,668.20	03/30
13390	882.75	03/28	13407	210.25	03/16	13424	1,151.52	03/29
13391	35,000.00	03/14	13408	1,490.95	03/25	13425	87.03	03/30
13392	514.58	03/14	13409	280.48	03/25	13428*	4,320.06	03/28
13394*	219.22	03/10	13410	7,289.65	03/28	13430*	1,719.00	03/28
13395	12.26	03/14	13411	161.81	03/22	13431	1,920.05	03/31
13396	410.00	03/29	13412	357.07	03/25	13432	154.00	03/29
13397	159.96	03/24	13413	2,614.50	03/28	13433	139.97	03/30
13398	217.06	03/15						
			\$226,503.78	Total checks paid				

* *Gap in check sequence.*

 \$597,541.27 Total debits

Daily ledger balance summary

<i>Date</i>	<i>Balance</i>	<i>Date</i>	<i>Balance</i>	<i>Date</i>	<i>Balance</i>
02/28	3,095,219.97	03/11	2,907,139.92	03/22	3,121,523.75
03/01	3,068,820.32	03/14	3,198,440.96	03/24	3,121,363.79
03/02	3,067,507.21	03/15	3,173,515.45	03/25	3,119,075.29
03/03	3,010,902.44	03/16	3,172,036.68	03/28	3,116,102.61
03/04	2,979,794.75	03/17	3,088,922.12	03/29	3,113,814.11
03/07	2,912,917.58	03/18	3,122,042.16	03/30	3,086,191.53
03/09	2,912,356.14	03/21	3,125,219.14	03/31	2,950,596.21
03/10	2,908,620.19				
Average daily ledger balance		\$3,050,562.83			

Statement Date 03/31/2022

Cash Object 11010

Status Posted

Journal Entry # CA22-00021

Bank Statement Ending Balance	2,950,596.21	Service Charge	409.86
Less: Uncleared Payments	17,218.60	Interest Earned	0.00
Add: Uncleared Deposits	0.00		
Add: Uncleared Other	0.00	Cleared Payments	527,657.20
Adjusted Bank Balance	2,933,377.61	Cleared Deposits	452,515.33
System Cash Balance	2,933,377.61	Cleared Other	69,481.89-
Add: Unposted Charges and Interest	0.00		
Revised System Cash Balance	2,933,377.61	Submitted By	JPINEDA, 04/12/2022
Difference	0.00	Posted By	BRUNYAN, 04/13/2022

Uncleared Payments

Issued	Check #	Check Amount	Pay To Name	Vendor ID	Emp ID	Bank Acct
08/26/21	Batch 08/26/2021	5.00				130MAIN
10/01/21	13057	43.80	Albuquerque Publishing Company	000024		130MAIN
11/13/21	13161	46.11	Susana Corpus		000238	130MAIN
12/23/21	13252	219.22	NM Child Supp Enforc Agency	901001		130MAIN
01/04/22	13259	6,637.01	Charter School Nursing Service	000251		130MAIN
01/07/22	13273	771.45	Elsa Aguirre		000247	130MAIN
02/09/22	13335	6,800.17	Charter School Nursing Service	000251		130MAIN
02/25/22	13381	200.00	Metropolitan Life Insurance	901002		130MAIN
03/23/22	13421	1,963.33	Bilingual Multicultural Services Inc	000241		130MAIN
03/23/22	13426	85.64	Julie Weeks	010144		130MAIN
03/23/22	13427	18.98	Melissa Maestas	010136		130MAIN
03/23/22	13429	189.99	Quill Corporation	000214		130MAIN
03/30/22	13434	37.90	Pre-Paid Legal Services, Inc.	901000		130MAIN
03/30/22	13435	200.00	Metropolitan Life Insurance	901002		130MAIN
		<u>17,218.60</u>				

Cleared Payments

Issued	Check #	Check Amount	Cleared Amount	Difference	Cleared	Pay To Name	Vendor ID	Emp ID	Bank Acct
01/05/22	13264	28.42	28.42		03/31/22	Pre-Paid Legal Services, Inc.	901000		130MAIN
01/05/22	13265	9.48	9.48		03/31/22	Pre-Paid Legal Services, Inc.	901000		130MAIN
01/20/22	13299	280.48	280.48		03/31/22	Amaro's Carpet Cleaning	010114		130MAIN
02/07/22	13330	160.00	160.00		03/31/22	Viscoli, April	010046		130MAIN
02/09/22	13333	560.96	560.96		03/31/22	Amaro's Carpet Cleaning	010114		130MAIN
02/14/22	13357	1,000.00	1,000.00		03/31/22	New Mexico Association for Bilingual Educ	000191		130MAIN
02/15/22	13351	1,680.55	1,680.55		03/31/22	Ephesus Office Technologies	000209		130MAIN
02/24/22	13363	707.81	707.81		03/31/22	Accountability and Compliance Resources LI	000461		130MAIN

Selection Grouped by Org, Cash Object, Statement Date - Sorted by Item date, Item #, (Org = 130, Cash Object IN ('11010'), Bank Statement Date = 3/31/2022, Uncleared Only? = No)



Statement Date 03/31/2022

Cash Object 11010

Status Posted

Journal Entry # CA22-00021

Cleared Payments (continued)

Issued	Check #	Check Amount	Cleared Amount	Difference	Cleared	Pay To Name	Vendor ID	Emp ID	Bank Acct
02/24/22	13364	21,845.78	21,845.78		03/31/22	Alpine Protection LLC	010013		130MAIN
02/24/22	13365	560.96	560.96		03/31/22	Amaro's Carpet Cleaning	010114		130MAIN
02/24/22	13366	40,405.17	40,405.17		03/31/22	Association of Charter School Education Ser	000635		130MAIN
02/24/22	13367	960.25	960.25		03/31/22	Bulk Bookstore	BULBOO		130MAIN
02/24/22	13368	352.86	352.86		03/31/22	Comcast	000208		130MAIN
02/24/22	13369	44.00	44.00		03/31/22	Concepcion Beltran	CONBEL		130MAIN
02/24/22	13371	74.98	74.98		03/31/22	Elsa Aguirre	ELSA A		130MAIN
02/24/22	13372	2,589.00	2,589.00		03/31/22	Houghton Mifflin Harcourt	000288		130MAIN
02/24/22	13374	110.18	110.18		03/31/22	Melissa Maestas	010136		130MAIN
02/24/22	13377	646.93	646.93		03/31/22	Rising Sun Technologies	010179		130MAIN
02/24/22	13378	9,562.94	9,562.94		03/31/22	School Equipment, Inc.	010115		130MAIN
02/24/22	13379	402.18	402.18		03/31/22	School Nurse Supply, Inc.	000441		130MAIN
02/24/22	13380	194.16	194.16		03/31/22	Summit Fire & Security	000562		130MAIN
02/25/22	13382	285.48	285.48		03/31/22	American Family Life	901012		130MAIN
02/25/22	13383	37.90	37.90		03/31/22	Pre-Paid Legal Services, Inc.	901000		130MAIN
03/03/22	13384	280.48	280.48		03/31/22	Amaro's Carpet Cleaning	010114		130MAIN
03/03/22	13385	1,070.41	1,070.41		03/31/22	Association of Charter School Education Ser	000635		130MAIN
03/03/22	13386	988.71	988.71		03/31/22	De Lage Landen Financial Services	000411		130MAIN
03/03/22	13387	3,236.25	3,236.25		03/31/22	InAccord PC	010081		130MAIN
03/03/22	13388	967.58	967.58		03/31/22	Lifetouch Natl School Studios	010015		130MAIN
03/03/22	13389	360.00	360.00		03/31/22	Marcia Lee Unnever, Kids Focus	000579		130MAIN
03/03/22	13390	882.75	882.75		03/31/22	Quill Corporation	000214		130MAIN
03/03/22	13391	35,000.00	35,000.00		03/31/22	Saylor Family Trust, LLC	000555		130MAIN
03/03/22	13392	514.58	514.58		03/31/22	Saylor Family Trust, LLC	000555		130MAIN
03/04/22	13393	21,469.77	21,469.77		03/31/22	EFTPS	900004		130MAIN
03/04/22	13394	219.22	219.22		03/31/22	NM Child Supp Enforc Agency	901001		130MAIN
03/04/22	Batch 03/04/2022	81,107.51	81,107.51		03/31/22				130MAIN
03/07/22	Batch 03/07/2022	20,750.08	20,750.08		03/31/22				130MAIN
03/10/22	13395	12.26	12.26		03/31/22	ABCWUA	000221		130MAIN
03/10/22	13396	410.00	410.00		03/31/22	Albuquerque Charter School League	000744		130MAIN
03/10/22	13397	159.96	159.96		03/31/22	Alpine Protection LLC	010013		130MAIN
03/10/22	13398	217.06	217.06		03/31/22	American Waste Removal, Inc	000573		130MAIN
03/10/22	13399	17,118.64	17,118.64		03/31/22	Association of Charter School Education Ser	000635		130MAIN
03/10/22	13400	1,962.25	1,962.25		03/31/22	AVID Center	010199		130MAIN
03/10/22	13401	2,360.76	2,360.76		03/31/22	Brady Industries, LLC	000620		130MAIN

Selection Grouped by Org, Cash Object, Statement Date - Sorted by Item date, Item #, (Org = 130, Cash Object IN ('11010'), Bank Statement Date = 3/31/2022, Uncleared Only? = No)



Statement Date 03/31/2022

Cash Object 11010

Status Posted

Journal Entry # CA22-00021

Cleared Payments (continued)

Issued	Check #	Check Amount	Cleared Amount	Difference	Cleared	Pay To Name	Vendor ID	Emp ID	Bank Acct
03/10/22	13402	120.00	120.00		03/31/22	City of Albuquerque	000055		130MAIN
03/10/22	13403	2,300.00	2,300.00		03/31/22	Diverse Development LLC	DIVDEV		130MAIN
03/10/22	13404	5,103.56	5,103.56		03/31/22	Rising Sun Technologies	010179		130MAIN
03/10/22	13405	230.86	230.86		03/31/22	Scholastic Inc	010044		130MAIN
03/10/22	13406	121.50	121.50		03/31/22	Veronica Vigil	010191		130MAIN
03/10/22	13407	210.25	210.25		03/31/22	Western State Fire Protection Co.	000577		130MAIN
03/15/22	13408	1,490.95	1,490.95		03/31/22	Alpine Protection LLC	010013		130MAIN
03/15/22	13409	280.48	280.48		03/31/22	Amaro's Carpet Cleaning	010114		130MAIN
03/15/22	13410	7,289.65	7,289.65		03/31/22	Charter School Nursing Service	000251		130MAIN
03/15/22	13411	161.81	161.81		03/31/22	Crystal Springs	010183		130MAIN
03/15/22	13412	357.07	357.07		03/31/22	Ephesus Office Technologies	000209		130MAIN
03/15/22	13413	2,614.50	2,614.50		03/31/22	PSG Graphics	000496		130MAIN
03/15/22	13414	1,779.00	1,779.00		03/31/22	Rising Sun Technologies	010179		130MAIN
03/15/22	13415	765.87	765.87		03/31/22	School Nurse Supply, Inc.	000441		130MAIN
03/15/22	13416	71.11	71.11		03/31/22	Theresa Bustos	010132		130MAIN
03/18/22	13417	24,554.30	24,554.30		03/31/22	EFTPS	900004		130MAIN
03/18/22	13418	219.22	219.22		03/31/22	NM Child Supp Enforc Agency	901001		130MAIN
03/18/22	Batch 03/18/2022	82,190.48	82,190.48		03/31/22				130MAIN
03/23/22	13419	280.48	280.48		03/31/22	Amaro's Carpet Cleaning	010114		130MAIN
03/23/22	13420	292.50	292.50		03/31/22	Association of Charter School Education Ser	000635		130MAIN
03/23/22	13422	352.86	352.86		03/31/22	Comcast	000208		130MAIN
03/23/22	13423	44,668.20	44,668.20		03/31/22	Cooperative Educational Services	000070		130MAIN
03/23/22	13424	1,151.52	1,151.52		03/31/22	Crystal Springs	010183		130MAIN
03/23/22	13425	87.03	87.03		03/31/22	Fiber Platform, LLC	UPN		130MAIN
03/23/22	13428	4,320.06	4,320.06		03/31/22	PNM	000178		130MAIN
03/23/22	13430	1,719.00	1,719.00		03/31/22	School Equipment, Inc.	010115		130MAIN
03/23/22	13431	1,920.05	1,920.05		03/31/22	T-Mobile USA Inc	010181		130MAIN
03/23/22	13432	154.00	154.00		03/31/22	The Recognition Place	000718		130MAIN
03/23/22	13433	139.97	139.97		03/31/22	Verizon Wireless	000206		130MAIN
03/29/22	Batch 03/29/2022	6,129.53	6,129.53		03/31/22				130MAIN
03/30/22	13436	2,160.40	2,160.40		03/31/22	NM Dept of Workforce Solutions	900002		130MAIN
03/30/22	Batch 03/30/2022	62,832.25	62,832.25		03/31/22				130MAIN
		527,657.20	527,657.20						

Cleared Deposits

Deposited	Deposit #	Deposit Amount	Cleared Amount	Difference	Cleared	Bank Acct
-----------	-----------	----------------	----------------	------------	---------	-----------

Selection Grouped by Org, Cash Object, Statement Date - Sorted by Item date, Item #, (Org = 130, Cash Object IN ('11010'), Bank Statement Date = 3/31/2022, Uncleared Only? = No)



Statement Date 03/31/2022

Cash Object 11010

Status Posted

Journal Entry # CA22-00021

Cleared Deposits (continued)

Deposited	Deposit #	Deposit Amount	Cleared Amount	Difference	Cleared	Bank Acct
02/01/22	Batch 02/01/2022	0.00			03/31/22	130MAIN
03/03/22	Batch 03/03/2022	20,910.00	20,910.00		03/31/22	130MAIN
03/07/22	Batch 03/07/2022	570.00	570.00		03/31/22	130MAIN
03/09/22	Batch 03/09/2022	280.00	280.00		03/31/22	130MAIN
03/14/22	Batch 03/14/2022	329,188.64	329,188.64		03/31/22	130MAIN
03/16/22	Batch 03/16/2022	83.84	83.84		03/31/22	130MAIN
03/17/22	Batch 03/17/2022	43.50	43.50		03/31/22	130MAIN
03/18/22	Batch 03/18/2022	57,674.34	57,674.34		03/31/22	130MAIN
03/21/22	Batch 03/21/2022	5,696.20	5,696.20		03/31/22	130MAIN
03/28/22	Batch 03/28/2022	13,853.28	13,853.28		03/31/22	130MAIN
03/30/22	Batch 03/30/2022	24,215.53	24,215.53		03/31/22	130MAIN
		452,515.33	452,515.33			

Cleared Other

Effective	JE #	Amount	Cleared Amount	Difference	Cleared	JE Comment	Bank Acct
03/30/22	CA22-00017	245.10	245.10		03/31/22		
03/31/22	CA22-00019	69,317.13-	69,317.13-		03/31/22		
03/31/22	CA22-00021	409.86-	409.86-		04/13/22		
		69,481.89-	69,481.89-				

As of 03/31/2022		Fiscal Year 2021/22 Actuals			
Resource	Beginning Balance	Revenue Activity	Expense Activity	Net Activity	Resulting Balance
Fund 11000 - Operational Fund	1,278,303.42	2,910,329.21	2,955,447.44	45,118.23-	1,233,185.19
Fund 14000 - Inst. Materials Fund	3,088.37	.00	1,779.00	1,779.00-	1,309.37
Fund 21000 - Food Services Fund	100,547.14	333,691.18	189,616.28	144,074.90	244,622.04
Fund 23000 - Non-Instruct. Fund	75.60	1,278.08	.00	1,278.08	1,353.68
Fund 23001 - Athletic	.00	4,166.90	.00	4,166.90	4,166.90
Fund 23003 - Chess Club	39.71	.00	.00	.00	39.71
Fund 23004 - Student Council	2,962.08	.00	1,404.00	1,404.00-	1,558.08
Fund 23005 - Yearbook	2,109.50	20.00	.00	20.00	2,129.50
Fund 23006 - Cheer	140.02	.00	.00	.00	140.02
Fund 23007 - Sunshine	181.43	418.44	.00	418.44	599.87
Fund 23010 - Admin Discretionary Account	882.02	2,132.10	1,269.67	862.43	1,744.45
Fund 23102 - General Activities	2,897.49	.00	154.00	154.00-	2,743.49
Fund 24101 - Title I - IASA	52,876.58-	52,876.58	129,550.85	76,674.27-	129,550.85-
Fund 24106 - IDEA-B Entitlement	61,522.49-	61,522.49	62,385.47	862.98-	62,385.47-
Fund 24118 - Fresh Fruit & Vegetables	7,686.63-	.00	.00	.00	7,686.63-
Fund 24146 - Charter Schools	134,065.89-	134,065.89	.00	134,065.89	.00
Fund 24153 - English Language Acquisition	229.00	.00	237.00	237.00-	8.00-
Fund 24154 - Teach./Princp. Train & Recruit	16,159.00-	16,449.00	8,410.00	8,039.00	8,120.00-
Fund 24301 - CARES Act	31,791.99-	31,791.99	.00	31,791.99	.00
Fund 24305 - GEERF	700.00-	700.00	.00	700.00	.00
Fund 24307 - CARES Act SEL	6,844.85-	6,844.85	.00	6,844.85	.00
Fund 24308 - CRRSA, ESSER II	.00	61,264.42	100,708.23	39,443.81-	39,443.81-
Fund 24312 - CRRSA Retention Stipends	.00	1,800.00	1,800.00	.00	.00
Fund 24316 - Air Quality Relief Fund	.00	4,118.00	4,259.00	141.00-	141.00-
Fund 25153 - Title XIX MEDICAID 3/21 Years					

Selection Grouped by Fund - Sorted by Resource, (Org = 130, As of Date = 3/31/2022, Actuals = Y, Enc = N, SACS Fund = N, SACS Rsrc = N, SACS = N, Restricted Accts = Y)

SCHOOLABILITY

Page 1 of 2

As of 03/31/2022	Fiscal Year 2021/22 Actuals				
Resource	Beginning Balance	Revenue Activity	Expense Activity	Net Activity	Resulting Balance
Fund 25153 - Title XIX MEDICAID 3/21 Years	39,431.00	20,321.84	51,654.59	31,332.75-	8,098.25
Fund 25171 - Child & Adult Food Program	64,519.94	.00	100,762.30	100,762.30-	36,242.36-
Fund 25205 - Gear Up New Mexico Initiative	51,951.92-	64,476.23	30,856.79	33,619.44	18,332.48-
Fund 26177 - Elementry & Mid Sch Initiative	2,320.34-	2,260.00	.00	2,260.00	60.34-
Fund 27109 - Instructional Materials- GAA	3,500.58	.00	.00	.00	3,500.58
Fund 27149 - PreK Initiative	85,038.20-	85,038.20	99,480.23	14,442.03-	99,480.23-
Fund 27183 - NM Grown FVV	1,318.50-	1,318.50	.00	1,318.50	.00
Fund 28211 - NM Schools Covid Testing	.00	24,000.00	2,496.33	21,503.67	21,503.67
Fund 31200 - Public School Capital Outlay	151,793.50-	151,793.50	70,000.00	81,793.50	70,000.00-
Fund 31600 - Capital Improv. HB 33	1,101,652.27	200,412.37	2,004.12	198,408.25	1,300,060.52
Fund 31700 - Capital Improv. SB9	8,841.17-	8,841.17	25,681.08	16,839.91-	25,681.08-
Fund 31701 - Capital Improv. SB9 Local	535,766.40	102,808.65	6,765.89	96,042.76	631,809.16
Fund 31703 - SB9 State Match Cash	9,854.00	11,226.00	1,719.00	9,507.00	19,361.00
Total for Org	2,533,268.91	4,295,965.59	3,848,441.27	447,524.32	2,980,793.23

Balances through 03/31/2022						Fiscal Year 2021/22
Funds- Func- Obj ct - Pr gm- Locat n- JbCl - Opt nl	Description	Adopted Budget	Revised Budget	Encumbered	Expenditure	Account Balance
Funds 11000 - Operational, Func 0000 - NoFunctionCode						
11000- 0000- 53711- 1010- 001118- 0000- 00000	Other Charges			51,535.60	10,854.05	62,389.65-
Total for Func 0000 and Expense accounts		.00	.00	51,535.60	10,854.05	62,389.65-
Funds 11000 - Operational, Func 1000 - Instruction						
11000- 1000- 51100- 0000- 001118- 1611- 00000	SalariesExpense,SubsSickL		31,724.00	8,461.64	22,421.60	840.76
11000- 1000- 51100- 1010- 001118- 1411- 00000	SalariesExpense,Teachers	525,331.00	525,331.00	220,241.50	313,413.23	8,323.73-
11000- 1000- 51100- 1010- 001118- 1413- 00000	SalariesExpense,TeachersE	104,169.00	104,683.00	17,693.94	29,628.37	57,360.69
11000- 1000- 51100- 1010- 001118- 1711- 00000	SalariesExpense,InstAsst1	22,712.00	22,712.00			22,712.00
11000- 1000- 51100- 1010- 001118- 1713- 00000	SalariesExpense,InstAsst-	73,461.00	73,824.00	30,955.87	41,849.42	1,018.71
11000- 1000- 51100- 2000- 001118- 1412- 00000	SalariesExpense,Teachers	226,795.00	284,185.00	96,453.06	150,035.70	37,696.24
11000- 1000- 51100- 2000- 001118- 1712- 00000	SalariesExpense,InstAsstS			5,891.36	4,284.64	10,176.00-
11000- 1000- 51100- 4010- 001118- 1413- 00000	SalariesExpense,TeachersE	93,094.00	93,094.00	39,232.93	53,499.45	361.62
11000- 1000- 51100- 4010- 001118- 1416- 00000	SalariesExpense,TeachersO	321,417.00	405,527.00	196,587.38	250,247.55	41,307.93-
11000- 1000- 51100- 4025- 001118- 1412- 00000	SalariesExpense,Teachers	106,029.00	160,546.00	69,697.48	90,848.38	.14
11000- 1000- 51200- 1010- 001118- 1713- 00000	OvertimeExpense,InstAsst-				166.89	166.89-
11000- 1000- 51200- 2000- 001118- 1712- 00000	OvertimeExpense,InstAsstS				46.78	46.78-
11000- 1000- 51300- 1010- 001118- 1411- 00000	AddtnlCompenstn,Teachers	27,000.00	27,000.00	9,172.95	46,513.61	28,686.56-
11000- 1000- 51300- 1010- 001118- 1621- 00000	AddtnlCompenstn,Sum/After				2,101.52	2,101.52-
11000- 1000- 51300- 1010- 001118- 1711- 00000	AddtnlCompenstn,InstAsst1		824.00		3,432.48	2,608.48-
11000- 1000- 51300- 1010- 001118- 1713- 00000	AddtnlCompenstn,InstAsst-		27.00		136.50	109.50-
11000- 1000- 51300- 2000- 001118- 1412- 00000	AddtnlCompenstn,Teachers	4,500.00			431.87	431.87-
11000- 1000- 51300- 4010- 001118- 1411- 00000	AddtnlCompenstn,Teachers	18,000.00	22,961.00	17,019.88	22,842.81	16,901.69-
11000- 1000- 51300- 4010- 001118- 1416- 00000	AddtnlCompenstn,TeachersO	24,000.00	36,663.00	13,326.39	23,396.01	59.40-
11000- 1000- 51300- 4025- 001118- 1412- 00000	AddtnlCompenstn,Teachers				94.12	94.12-
11000- 1000- 51300- 4030- 001118- 1411- 00000	AddtnlCompenstn,Teachers				1,000.00	1,000.00-
11000- 1000- 51300- 4040- 001118- 0000- 00000	AddtnlCompenstn,NoJobClas		60,000.00			60,000.00
11000- 1000- 51300- 4040- 001118- 1411- 00000	AddtnlCompenstn,Teachers		54,945.00		126,246.53	71,301.53-
11000- 1000- 51300- 4040- 001118- 1711- 00000	AddtnlCompenstn,InstAsst1		25,424.00		26,816.39	1,392.39-
11000- 1000- 51300- 9000- 001118- 1618- 00000	AddtnlCompenstn,Athletics		1,500.00		1,500.00	
11000- 1000- 51300- 9000- 001118- 1621- 00000	AddtnlCompenstn,Sum/After		15,000.00		11,910.00	3,090.00
11000- 1000- 52111- 0000- 001118- 0000- 00000	EducRetirement		3,771.00	1,281.94	3,270.67	781.61-
11000- 1000- 52111- 1010- 001118- 0000- 00000	EducRetirement	113,995.00	113,743.00	42,126.71	62,293.80	9,322.49
11000- 1000- 52111- 2000- 001118- 0000- 00000	EducRetirement	34,999.00	43,054.00	15,505.16	23,452.01	4,096.83
11000- 1000- 52111- 4010- 001118- 0000- 00000	EducRetirement	68,541.00	84,519.00	40,324.15	52,177.62	7,982.77-
11000- 1000- 52111- 4025- 001118- 0000- 00000	EducRetirement	16,064.00	24,281.00	10,559.23	13,735.08	13.31-
11000- 1000- 52111- 4040- 001118- 0000- 00000	EducRetirement		11,874.00		13,539.05	1,665.05-
11000- 1000- 52111- 9000- 001118- 0000- 00000	EducRetirement		3,200.00		2,031.64	1,168.36

Selection Grouped by Account Type, Filtered by User Permissions, (Org = 130, Online/Offline = N, Period = 9, UnPosted JE? = N, Assets and Liabilities? = N, Restricted Accts? = Y, Funds = 1.8, Objct = 5, Obj Digits = 0, Page Break Lvl =)

Balances through 03/31/2022						Fiscal Year 2021/22
Funds- Func- Obj ct - Pr gm- Locat n- JbCl - Opt nl	Description	Adopted Budget	Revised Budget	Encumbered	Expenditure	Account Balance
Funds 11000 - Operational, Func 1000 - Instruction (continued)						
11000- 1000- 52112- 0000- 001118- 0000- 00000	ERARetireeHlth		498.00	169.18	431.72	102.90-
11000- 1000- 52112- 1010- 001118- 0000- 00000	ERARetireeHlth	15,093.00	15,060.00	5,561.14	8,223.45	1,275.41
11000- 1000- 52112- 2000- 001118- 0000- 00000	ERARetireeHlth	4,628.00	5,684.00	2,046.88	3,096.00	541.12
11000- 1000- 52112- 4010- 001118- 0000- 00000	ERARetireeHlth	9,106.00	11,159.00	5,323.47	6,888.44	1,052.91-
11000- 1000- 52112- 4025- 001118- 0000- 00000	ERARetireeHlth	2,121.00	3,206.00	1,393.92	1,813.17	1.09-
11000- 1000- 52112- 4040- 001118- 0000- 00000	ERARetireeHlth		1,448.00		1,787.22	339.22-
11000- 1000- 52112- 9000- 001118- 0000- 00000	ERARetireeHlth		400.00		268.19	131.81
11000- 1000- 52210- 0000- 001118- 0000- 00000	FICA Payments		1,595.00	524.59	1,390.10	319.69-
11000- 1000- 52210- 1010- 001118- 0000- 00000	FICA Payments	46,767.00	46,767.00	17,214.62	27,005.14	2,547.24
11000- 1000- 52210- 2000- 001118- 0000- 00000	FICA Payments	14,342.00	14,988.00	4,723.77	7,386.23	2,878.00
11000- 1000- 52210- 4010- 001118- 0000- 00000	FICA Payments	28,214.00	34,490.00	16,459.63	21,643.04	3,612.67-
11000- 1000- 52210- 4025- 001118- 0000- 00000	FICA Payments	6,575.00	9,954.00	4,321.24	5,638.43	5.67-
11000- 1000- 52210- 4030- 001118- 0000- 00000	FICA Payments				61.99	61.99-
11000- 1000- 52210- 4040- 001118- 0000- 00000	FICA Payments		8,347.00		9,305.61	958.61-
11000- 1000- 52210- 9000- 001118- 0000- 00000	FICA Payments				831.47	831.47-
11000- 1000- 52220- 0000- 001118- 0000- 00000	MedicarePaymnts		373.00	122.65	325.10	74.75-
11000- 1000- 52220- 1010- 001118- 0000- 00000	MedicarePaymnts	10,949.00	10,949.00	4,025.86	6,315.72	607.42
11000- 1000- 52220- 2000- 001118- 0000- 00000	MedicarePaymnts	3,356.00	3,506.00	1,104.83	1,727.54	673.63
11000- 1000- 52220- 4010- 001118- 0000- 00000	MedicarePaymnts	6,608.00	8,067.00	3,849.55	5,061.53	844.08-
11000- 1000- 52220- 4025- 001118- 0000- 00000	MedicarePaymnts	1,538.00	2,328.00	1,010.57	1,318.62	1.19-
11000- 1000- 52220- 4030- 001118- 0000- 00000	MedicarePaymnts				14.50	14.50-
11000- 1000- 52220- 4040- 001118- 0000- 00000	MedicarePaymnts		1,917.00		2,176.40	259.40-
11000- 1000- 52220- 9000- 001118- 0000- 00000	MedicarePaymnts				194.50	194.50-
11000- 1000- 52311- 0000- 001118- 0000- 00000	Hth&MedPremiums				4,581.96	4,581.96-
11000- 1000- 52311- 1010- 001118- 0000- 00000	Hth&MedPremiums	61,059.00	61,059.00	11,009.60	7,237.70	42,811.70
11000- 1000- 52311- 2000- 001118- 0000- 00000	Hth&MedPremiums	15,842.00	17,773.00		2,171.61	15,601.39
11000- 1000- 52311- 4010- 001118- 0000- 00000	Hth&MedPremiums	44,845.00	45,737.00	23,105.40	26,602.04	3,970.44-
11000- 1000- 52311- 4025- 001118- 0000- 00000	Hth&MedPremiums	9,924.00	9,924.00	4,135.00	7,463.44	1,674.44-
11000- 1000- 52312- 0000- 001118- 0000- 00000	Life		63.00		214.70	151.70-
11000- 1000- 52312- 1010- 001118- 0000- 00000	Life	969.00	1,077.00	394.50	555.88	126.62
11000- 1000- 52312- 2000- 001118- 0000- 00000	Life	228.00	306.00	126.24	157.80	21.96
11000- 1000- 52312- 4010- 001118- 0000- 00000	Life	456.00	624.00	257.70	347.12	19.18
11000- 1000- 52312- 4025- 001118- 0000- 00000	Life	114.00	179.00	78.90	97.31	2.79
11000- 1000- 52313- 0000- 001118- 0000- 00000	Dental		29.00		257.24	228.24-
11000- 1000- 52313- 1010- 001118- 0000- 00000	Dental	3,395.00	3,395.00	910.60	1,481.10	1,003.30
11000- 1000- 52313- 2000- 001118- 0000- 00000	Dental	598.00	1,189.00	249.10	390.13	549.77

Selection Grouped by Account Type, Filtered by User Permissions, (Org = 130, Online/Offline = N, Period = 9, UnPosted JEs? = N, Assets and Liabilities? = N, Restricted Accts? = Y, Funds = 1.8, Objct = 5, Obj Digits = 0, Page Break Lvl =)

Balances through 03/31/2022						Fiscal Year 2021/22
Funds- Func- Obj ct - Pr gm- Locat n- Jb Cl - Opt nl	Description	Adopted Budget	Revised Budget	Encumbered	Expenditure	Account Balance
Funds 11000 - Operational, Func 1000 - Instruction (continued)						
11000- 1000- 52313- 4010- 001118- 0000- 00000	Dental	1,608.00	25,664.00	997.90	1,209.10	23,457.00
11000- 1000- 52313- 4025- 001118- 0000- 00000	Dental	392.00	392.00	163.30	314.93	86.23-
11000- 1000- 52314- 0000- 001118- 0000- 00000	Vision		21.00		113.11	92.11-
11000- 1000- 52314- 1010- 001118- 0000- 00000	Vision	708.00	708.00	136.50	230.68	340.82
11000- 1000- 52314- 2000- 001118- 0000- 00000	Vision	122.00	24,178.00	50.30	78.82	24,048.88
11000- 1000- 52314- 4010- 001118- 0000- 00000	Vision	402.00	402.00	193.60	234.67	26.27-
11000- 1000- 52314- 4025- 001118- 0000- 00000	Vision	76.00	76.00	31.50	40.95	3.55
11000- 1000- 52315- 0000- 001118- 0000- 00000	Disability		25.00		265.91	240.91-
11000- 1000- 52315- 1010- 001118- 0000- 00000	Disability	947.00	947.00	242.75	277.89	426.36
11000- 1000- 52315- 2000- 001118- 0000- 00000	Disability	356.00	356.00	130.67	201.52	23.81
11000- 1000- 52315- 4010- 001118- 0000- 00000	Disability	691.00	691.00	240.60	206.58	243.82
11000- 1000- 52315- 4025- 001118- 0000- 00000	Disability	365.00	365.00	151.45	196.89	16.66
11000- 1000- 52500- 0000- 001118- 0000- 00000	UnemploymntComp		86.00	27.94	60.89	2.83-
11000- 1000- 52500- 1010- 001118- 0000- 00000	UnemploymntComp	1,530.00	1,530.00	598.37	864.54	67.09
11000- 1000- 52500- 2000- 001118- 0000- 00000	UnemploymntComp	360.00	428.00	157.00	168.48	102.52
11000- 1000- 52500- 4010- 001118- 0000- 00000	UnemploymntComp	720.00	1,175.00	568.45	708.16	101.61-
11000- 1000- 52500- 4025- 001118- 0000- 00000	UnemploymntComp	180.00	314.00	137.72	177.51	1.23-
11000- 1000- 52500- 4030- 001118- 0000- 00000	UnemploymntComp				3.29	3.29-
11000- 1000- 52500- 4040- 001118- 0000- 00000	UnemploymntComp		95.00		270.62	175.62-
11000- 1000- 52500- 9000- 001118- 0000- 00000	UnemploymntComp				12.47	12.47-
11000- 1000- 52710- 0000- 001118- 0000- 00000	WorkersCompPrem				39.40	39.40-
11000- 1000- 52710- 1010- 001118- 0000- 00000	WorkersCompPrem	11,804.00	12,564.00		12,564.00	
11000- 1000- 52710- 2000- 001118- 0000- 00000	WorkersCompPrem	3,687.00	3,687.00		3,687.00	
11000- 1000- 52710- 4010- 001118- 0000- 00000	WorkersCompPrem	6,741.00	6,741.00		6,741.00	
11000- 1000- 52710- 4025- 001118- 0000- 00000	WorkersCompPrem	1,725.00	1,725.00		1,725.00	
11000- 1000- 52720- 0000- 001118- 0000- 00000	WorkrsCompERFee		10.00	2.30	6.90	.80
11000- 1000- 52720- 1010- 001118- 0000- 00000	WorkrsCompERFee	170.00	170.00	34.50	84.64	50.86
11000- 1000- 52720- 2000- 001118- 0000- 00000	WorkrsCompERFee	40.00	46.00	11.50	27.60	6.90
11000- 1000- 52720- 4010- 001118- 0000- 00000	WorkrsCompERFee	80.00	92.00	24.84	56.58	10.58
11000- 1000- 52720- 4025- 001118- 0000- 00000	WorkrsCompERFee	20.00	26.00	6.90	13.80	5.30
11000- 1000- 53330- 1010- 001118- 0000- 00000	ProfessDevelop	8,100.00	16,340.00	2,432.00	10,390.44	3,517.56
11000- 1000- 53330- 4040- 001118- 0000- 00000	ProfessDevelop		3,339.00	3,338.88		.12
11000- 1000- 53711- 1010- 001118- 0000- 00000	Other Charges	500.00	2,150.00	3,296.60	1,932.79	3,079.39-
11000- 1000- 53711- 9000- 001118- 0000- 00000	Other Charges			250.00	1,075.00	1,325.00-
11000- 1000- 55817- 1010- 001118- 0000- 00000	Student Travel	2,000.00	2,000.00			2,000.00
11000- 1000- 55819- 1010- 001118- 0000- 00000	EmpTravTeachers	1,000.00	1,000.00			1,000.00

Selection Grouped by Account Type, Filtered by User Permissions, (Org = 130, Online/Offline = N, Period = 9, UnPosted JEs? = N, Assets and Liabilities? = N, Restricted Accts? = Y, Funds = 1.8, Objct = 5, Obj Digits = 0, Page Break Lvl =)

Balances through 03/31/2022						Fiscal Year 2021/22
Funds- Func- Obj ct - Pr gm- Locat n- JbCl - Opt nl	Description	Adopted Budget	Revised Budget	Encumbered	Expenditure	Account Balance
Funds 11000 - Operational, Func 1000 - Instruction (continued)						
11000- 1000- 55915- 1010- 001118- 0000- 00000	OthContractSvcs	59,800.00	72,250.00	55,337.50	20,167.50	3,255.00-
11000- 1000- 56112- 1010- 001118- 0000- 00000	Other Textbooks	90,945.00	90,945.00	1,614.00	1,099.36	88,231.64
11000- 1000- 56113- 1010- 001118- 0000- 00000	Software	43,495.00	43,495.00	1,330.00	25,098.05	17,066.95
11000- 1000- 56118- 1010- 001118- 0000- 00000	GenSuppliesMats	35,000.00	64,850.00	28,580.98	31,597.92	4,671.10
11000- 1000- 57331- 1010- 001118- 0000- 00000	FixedAssets>\$5k	235,398.00	142,281.00			142,281.00
11000- 1000- 57331- 4030- 001118- 0000- 00000	FixedAssets>\$5k	338,328.00				
11000- 1000- 57331- 4040- 001118- 0000- 00000	FixedAssets>\$5k	102,251.00	50,940.00			50,940.00
11000- 1000- 57332- 1010- 001118- 0000- 00000	SupplAssets<\$5k	2,000.00	143,603.00	40,633.07	42,697.05	60,272.88
Total for Func 1000 and Expense accounts		3,018,375.00	3,268,210.00	1,083,371.63	1,722,466.90	462,371.47
Funds 11000 - Operational, Func 2100 - SuppSvcsStudnts						
11000- 2100- 51100- 0000- 001118- 1211- 00000	SalariesExpense,CoordSubS		75,481.00		10,984.64	64,496.36
11000- 2100- 51100- 4025- 001118- 1211- 00000	SalariesExpense,CoordSubS	62,000.00				
11000- 2100- 51100- 4025- 001118- 1214- 00000	SalariesExpense,Couns-Soc	51,271.00	51,525.00	21,798.70	29,725.50	.80
11000- 2100- 51300- 0000- 001118- 1211- 00000	AddtnlCompenstn,CoordSubS		4,590.00		4,590.00	
11000- 2100- 51300- 0000- 001118- 1218- 00000	AddtnlCompenstn,SchlStude		164.00		163.62	.38
11000- 2100- 52111- 0000- 001118- 0000- 00000	EducRetirement		11,460.00		2,384.34	9,075.66
11000- 2100- 52111- 4025- 001118- 0000- 00000	EducRetirement	17,161.00	7,806.00	3,302.53	4,503.45	.02
11000- 2100- 52112- 0000- 001118- 0000- 00000	ERARetireeHlth		1,513.00		314.75	1,198.25
11000- 2100- 52112- 4025- 001118- 0000- 00000	ERARetireeHlth	2,266.00	1,031.00	435.93	594.45	.62
11000- 2100- 52210- 0000- 001118- 0000- 00000	FICA Payments		4,703.00		988.16	3,714.84
11000- 2100- 52210- 4025- 001118- 0000- 00000	FICA Payments	7,023.00	3,195.00	1,351.57	1,843.05	.38
11000- 2100- 52220- 0000- 001118- 0000- 00000	MedicarePaymnts		1,100.00		231.10	868.90
11000- 2100- 52220- 4025- 001118- 0000- 00000	MedicarePaymnts	1,643.00	747.00	316.03	430.95	.02
11000- 2100- 52311- 0000- 001118- 0000- 00000	Hth&MedPremiums		4,890.00		1,215.85	3,674.15
11000- 2100- 52311- 4025- 001118- 0000- 00000	Hth&MedPremiums	19,078.00	8,078.00	2,435.00	2,939.11	2,703.89
11000- 2100- 52312- 0000- 001118- 0000- 00000	Life		66.00		13.15	52.85
11000- 2100- 52312- 4025- 001118- 0000- 00000	Life	114.00	61.00	26.30	31.56	3.14
11000- 2100- 52313- 0000- 001118- 0000- 00000	Dental		108.00		35.75	72.25
11000- 2100- 52313- 4025- 001118- 0000- 00000	Dental	515.00	198.00	85.80	111.54	.66
11000- 2100- 52314- 0000- 001118- 0000- 00000	Vision		47.00		12.53	34.47
11000- 2100- 52314- 4025- 001118- 0000- 00000	Vision	148.00	44.00	18.80	24.44	.76
11000- 2100- 52315- 0000- 001118- 0000- 00000	Disability				4.89	4.89-
11000- 2100- 52315- 4025- 001118- 0000- 00000	Disability	464.00	169.00	73.25	95.23	.52
11000- 2100- 52500- 0000- 001118- 0000- 00000	UnemploymntComp		90.00		.87	89.13
11000- 2100- 52500- 4025- 001118- 0000- 00000	UnemploymntComp	180.00	180.00	53.35	39.24	87.41
11000- 2100- 52710- 0000- 001118- 0000- 00000	WorkersCompPrem				2.00	2.00-

Selection Grouped by Account Type, Filtered by User Permissions, (Org = 130, Online/Offline = N, Period = 9, UnPosted JEs? = N, Assets and Liabilities? = N, Restricted Accts? = Y, Funds = 1.8, Objct = 5, Obj Digits = 0, Page Break Lvl =)

Balances through 03/31/2022						Fiscal Year 2021/22	
Funds- Func- Obj ct - Pr gm- Locat n- JbCl - Opt nl	Description	Adopted Budget	Revised Budget	Encumbered	Expenditure	Account Balance	
Funds 11000 - Operational, Func 2100 - SuppSvcsStudnts (continued)							
11000- 2100- 52710- 4025- 001118- 0000- 00000	WorkersCompPrem	1,842.00	1,842.00		1,842.00		
11000- 2100- 52720- 0000- 001118- 0000- 00000	WorkrsCompERFee		10.00		4.60	5.40	
11000- 2100- 52720- 4025- 001118- 0000- 00000	WorkrsCompERFee	20.00	20.00	2.30	4.60	13.10	
11000- 2100- 53211- 2000- 001118- 0000- 00000	DiagsContracted	15,853.00	17,465.00	7,972.86	9,491.44	.70	
11000- 2100- 53212- 2000- 001118- 0000- 00000	SpeechThrpsCont	25,000.00	25,000.00	31,204.08	9,832.65	16,036.73-	
11000- 2100- 53213- 2000- 001118- 0000- 00000	OccThrpstCont	27,000.00	27,000.00	2,192.17	9,329.68	15,478.15	
11000- 2100- 53215- 2000- 001118- 0000- 00000	PsychologtsCont			22,000.00		22,000.00-	
11000- 2100- 53330- 0000- 001118- 0000- 00000	ProfessDevelop		200.00	200.00			
11000- 2100- 53414- 0000- 001118- 0000- 00000	OthProfTechSvcs	3,900.00	7,118.00	5,525.00	1,592.50	.50	
11000- 2100- 53711- 0000- 001118- 0000- 00000	Other Charges	500.00	500.00			500.00	
11000- 2100- 55915- 0000- 001118- 0000- 00000	OthContractSvcs	5,500.00	7,079.00	2,123.42	4,954.67	.91	
11000- 2100- 55915- 2000- 001118- 0000- 00000	OthContractSvcs				7,289.65	7,289.65-	
11000- 2100- 55915- 4025- 001118- 0000- 00000	OthContractSvcs	59,880.00	6,280.00		6,254.05	25.95	
11000- 2100- 56118- 0000- 001118- 0000- 00000	GenSuppliesMats	15,000.00	15,000.00	161.35	5,620.19	9,218.46	
11000- 2100- 56118- 4025- 001118- 0000- 00000	GenSuppliesMats	2,500.00	2,500.00	667.65	2,455.80	623.45-	
Total for Func 2100 and Expense accounts		318,858.00	287,260.00	101,946.09	119,952.00	65,361.91	
Funds 11000 - Operational, Func 2300 - SupptSvcs-Admin							
11000- 2300- 51100- 0000- 001118- 1111- 00000	SalariesExpense,Superinte	106,591.00	118,952.00	36,600.54	82,351.26	.20	
11000- 2300- 52111- 0000- 001118- 0000- 00000	EducRetirement	16,149.00	18,022.00	5,544.96	12,476.16	.88	
11000- 2300- 52112- 0000- 001118- 0000- 00000	ERARetireeHlth	2,132.00	2,379.00	732.00	1,647.00		
11000- 2300- 52210- 0000- 001118- 0000- 00000	FICA Payments	6,609.00	7,327.00	2,255.06	5,071.36	.58	
11000- 2300- 52220- 0000- 001118- 0000- 00000	MedicarePaymnts	1,546.00	1,714.00	527.36	1,185.96	.68	
11000- 2300- 52311- 0000- 001118- 0000- 00000	Hth&MedPremiums	14,845.00	14,845.00	4,329.71	10,409.98	105.31	
11000- 2300- 52312- 0000- 001118- 0000- 00000	Life	57.00	64.00	18.41	44.71	.88	
11000- 2300- 52313- 0000- 001118- 0000- 00000	Dental	616.00	616.00	179.62	436.22	.16	
11000- 2300- 52314- 0000- 001118- 0000- 00000	Vision	102.00	102.00	29.68	72.08	.24	
11000- 2300- 52500- 0000- 001118- 0000- 00000	UnemploymntComp	90.00	90.00	4.12	90.60	4.72-	
11000- 2300- 52710- 0000- 001118- 0000- 00000	WorkersCompPrem	1,733.00	1,733.00		1,733.00		
11000- 2300- 52720- 0000- 001118- 0000- 00000	WorkrsCompERFee	10.00	10.00	2.30	6.90	.80	
11000- 2300- 53411- 0000- 001118- 0000- 00000	Auditing	15,000.00	21,841.00		24,487.62	2,646.62-	
11000- 2300- 53413- 0000- 001118- 0000- 00000	Legal	32,363.00	32,363.00	14,564.00	25,890.00	8,091.00-	
11000- 2300- 53711- 0000- 001118- 0000- 00000	Other Charges	500.00	500.00			500.00	
11000- 2300- 55400- 0000- 001118- 0000- 00000	Advertising		44.00		43.80	.20	
11000- 2300- 55812- 0000- 001118- 0000- 00000	Board Training	2,500.00	3,750.00	2,850.00	1,050.00	150.00-	
11000- 2300- 55915- 0000- 001118- 0000- 00000	OthContractSvcs			15,000.00	15,000.00	30,000.00-	
Total for Func 2300 and Expense accounts		200,843.00	224,352.00	82,637.76	181,996.65	40,282.41-	

Selection Grouped by Account Type, Filtered by User Permissions, (Org = 130, Online/Offline = N, Period = 9, UnPosted JEs? = N, Assets and Liabilities? = N, Restricted Accts? = Y, Funds = 1.8, Objct = 5, Obj Digits = 0, Page Break Lvl =)

Balances through 03/31/2022						Fiscal Year 2021/22
Funds- Func- Obj ct - Pr gm- Locat n- Jb Cl - Opt nl	Description	Adopted Budget	Revised Budget	Encumbered	Expenditure	Account Balance
Funds 11000 - Operational, Func 2400 - SupSvcsSchAdmin						
11000- 2400- 51100- 0000- 001118- 1112- 00000	SalariesExpense,Principal	71,050.00	71,050.00	24,230.54	44,153.38	2,666.08
11000- 2400- 51100- 0000- 001118- 1217- 00000	SalariesExpense,SecClerTe	82,267.00	89,431.00	30,171.43	59,230.38	29.19
11000- 2400- 51200- 0000- 001118- 1217- 00000	OvertimeExpense,SecClerTe	4,000.00	4,000.00		5,322.69	1,322.69-
11000- 2400- 51300- 0000- 001118- 1112- 00000	AddtnlCompenstn,Principal				395.87	395.87-
11000- 2400- 51300- 0000- 001118- 1217- 00000	AddtnlCompenstn,SecClerTe		5,534.00	1,406.34	6,553.53	2,425.87-
11000- 2400- 52111- 0000- 001118- 0000- 00000	EducRetirement	23,796.00	25,044.00	8,454.92	17,496.08	907.00-
11000- 2400- 52112- 0000- 001118- 0000- 00000	ERARetireeHlth	3,147.00	3,307.00	1,116.18	2,309.80	118.98-
11000- 2400- 52210- 0000- 001118- 0000- 00000	FICA Payments	9,757.00	10,262.00	3,460.14	7,183.03	381.17-
11000- 2400- 52220- 0000- 001118- 0000- 00000	MedicarePaymnts	2,283.00	2,400.00	809.19	1,679.93	89.12-
11000- 2400- 52311- 0000- 001118- 0000- 00000	Hth&MedPremiums	18,353.00	18,353.00	3,654.56	9,207.58	5,490.86
11000- 2400- 52312- 0000- 001118- 0000- 00000	Life	228.00	263.00	84.16	138.97	39.87
11000- 2400- 52313- 0000- 001118- 0000- 00000	Dental	533.00	533.00	143.04	348.42	41.54
11000- 2400- 52314- 0000- 001118- 0000- 00000	Vision	151.00	151.00	31.36	61.33	58.31
11000- 2400- 52315- 0000- 001118- 0000- 00000	Disability	378.00	378.00	107.24	185.39	85.37
11000- 2400- 52500- 0000- 001118- 0000- 00000	UnemploymntComp	360.00	419.00	141.81	296.52	19.33-
11000- 2400- 52710- 0000- 001118- 0000- 00000	WorkersCompPrem	2,494.00	2,494.00		2,496.00	2.00-
11000- 2400- 52720- 0000- 001118- 0000- 00000	WorkrsCompERFee	40.00	40.00	9.20	25.76	5.04
11000- 2400- 53330- 0000- 001118- 0000- 00000	ProfessDevelop	500.00	500.00	225.00	1,350.00	1,075.00-
11000- 2400- 53711- 0000- 001118- 0000- 00000	Other Charges	4,631.00	5,312.00	599.00	5,311.13	598.13-
11000- 2400- 54630- 0000- 001118- 0000- 00000	RentalCompEqpmt	11,000.00	13,139.00	6,180.17	6,263.71	695.12
11000- 2400- 55915- 0000- 001118- 0000- 00000	OthContractSvcs	8,394.00	8,951.00	1,304.18	8,096.02	449.20-
11000- 2400- 56118- 0000- 001118- 0000- 00000	GenSuppliesMats	20,600.00	20,600.00	7,638.08	6,747.52	6,214.40
11000- 2400- 57332- 0000- 001118- 0000- 00000	SupplAssets<\$5k		900.00	900.00		
Total for Func 2400 and Expense accounts		263,962.00	283,061.00	90,666.54	184,853.04	7,541.42
Funds 11000 - Operational, Func 2500 - Central Svcs						
11000- 2500- 51100- 0000- 001118- 1511- 00000	SalariesExpense,Data Proc	25,000.00	25,000.00			25,000.00
11000- 2500- 52111- 0000- 001118- 0000- 00000	EducRetirement	3,788.00	3,788.00			3,788.00
11000- 2500- 52112- 0000- 001118- 0000- 00000	ERARetireeHlth	500.00	500.00			500.00
11000- 2500- 52210- 0000- 001118- 0000- 00000	FICA Payments	1,550.00	1,550.00			1,550.00
11000- 2500- 52220- 0000- 001118- 0000- 00000	MedicarePaymnts	363.00	363.00			363.00
11000- 2500- 52311- 0000- 001118- 0000- 00000	Hth&MedPremiums	13,233.00	13,233.00			13,233.00
11000- 2500- 52312- 0000- 001118- 0000- 00000	Life	57.00	57.00			57.00
11000- 2500- 52313- 0000- 001118- 0000- 00000	Dental	309.00	309.00			309.00
11000- 2500- 52314- 0000- 001118- 0000- 00000	Vision	102.00	102.00			102.00
11000- 2500- 52315- 0000- 001118- 0000- 00000	Disability	288.00	288.00			288.00
11000- 2500- 52500- 0000- 001118- 0000- 00000	UnemploymntComp	90.00	90.00			90.00

Selection Grouped by Account Type, Filtered by User Permissions, (Org = 130, Online/Offline = N, Period = 9, UnPosted JEs? = N, Assets and Liabilities? = N, Restricted Accts? = Y, Funds = 1.8, Objct = 5, Obj Digits = 0, Page Break Lvl =)

Balances through 03/31/2022						Fiscal Year 2021/22
Funds- Func- Obj ct - Pr gm- Locat n- Jb Cl - Opt nl	Description	Adopted Budget	Revised Budget	Encumbered	Expenditure	Account Balance
Funds 11000 - Operational, Func 2500 - Central Svcs (continued)						
11000- 2500- 52710- 0000- 001118- 0000- 00000	WorkersCompPrem	407.00	407.00		407.00	
11000- 2500- 52720- 0000- 001118- 0000- 00000	WorkrsCompERFee	10.00	10.00			10.00
11000- 2500- 53414- 0000- 001118- 0000- 00000	OthProfTechSvcs	237,156.00	242,471.00	113,875.07	130,817.01	2,221.08-
11000- 2500- 53711- 0000- 001118- 0000- 00000	Other Charges	7,000.00	7,000.00	1,108.88	1,200.00	4,691.12
11000- 2500- 55400- 0000- 001118- 0000- 00000	Advertising	700.00	700.00		636.00	64.00
11000- 2500- 55915- 0000- 001118- 0000- 00000	OthContractSvcs	3,500.00	4,132.00	2,695.32	106.60	1,330.08
11000- 2500- 56113- 0000- 001118- 0000- 00000	Software	18,020.00	34,520.00	17,260.00	17,260.00	
11000- 2500- 56118- 0000- 001118- 0000- 00000	GenSuppliesMats	500.00	500.00	42.23	118.74	339.03
Total for Func 2500 and Expense accounts		312,573.00	335,020.00	134,981.50	150,545.35	49,493.15
Funds 11000 - Operational, Func 2590 - OthSupSvcs-Cent						
11000- 2590- 56118- 0000- 001118- 0000- 00000	GenSuppliesMats				21,765.80	21,765.80-
Total for Func 2590 and Expense accounts		.00	.00	.00	21,765.80	21,765.80-
Funds 11000 - Operational, Func 2600 - Op&MaintofPlant						
11000- 2600- 51100- 0000- 001118- 1615- 00000	SalariesExpense,Custodial	44,393.00	55,751.00	19,141.92	36,608.84	.24
11000- 2600- 51200- 0000- 001118- 1615- 00000	OvertimeExpense,Custodial		8,856.00		11,324.07	2,468.07-
11000- 2600- 51300- 0000- 001118- 1615- 00000	AddtnlCompenstrn,Custodial	3,000.00	16,087.00		14,708.90	1,378.10
11000- 2600- 52111- 0000- 001118- 0000- 00000	EducRetirement	7,152.00	11,544.00	2,900.07	8,572.68	71.25
11000- 2600- 52112- 0000- 001118- 0000- 00000	ERARetireeHlth	948.00	1,513.00	382.77	1,131.69	1.46-
11000- 2600- 52210- 0000- 001118- 0000- 00000	FICA Payments	2,940.00	5,416.00	1,186.83	3,902.45	326.72
11000- 2600- 52220- 0000- 001118- 0000- 00000	MedicarePaymnts	688.00	1,236.00	277.56	912.67	45.77
11000- 2600- 52311- 0000- 001118- 0000- 00000	Hth&MedPremiums	5,120.00	5,120.00	1,706.56	3,388.98	24.46
11000- 2600- 52312- 0000- 001118- 0000- 00000	Life	114.00	179.00	63.12	115.72	.16
11000- 2600- 52313- 0000- 001118- 0000- 00000	Dental	224.00	224.00	74.40	148.80	.80
11000- 2600- 52314- 0000- 001118- 0000- 00000	Vision	49.00	49.00	16.32	32.64	.04
11000- 2600- 52500- 0000- 001118- 0000- 00000	UnemploymntComp	180.00	204.00	63.27	153.17	12.44-
11000- 2600- 52710- 0000- 001118- 0000- 00000	WorkersCompPrem	723.00	723.00		723.00	
11000- 2600- 52720- 0000- 001118- 0000- 00000	WorkrsCompERFee	20.00	26.00	6.90	18.40	.70
11000- 2600- 53711- 0000- 001118- 0000- 00000	Other Charges		25.00	125.00	145.00	245.00-
11000- 2600- 54312- 0000- 001118- 0000- 00000	MntRepBlgsGrnds	1,000.00	2,177.00	4,237.85	2,588.69	4,649.54-
11000- 2600- 54411- 0000- 001118- 0000- 00000	Electricity	48,000.00	66,860.00	32,265.15	34,594.11	.74
11000- 2600- 54412- 0000- 001118- 0000- 00000	NatGasBuildings	2,000.00	2,344.00	1,081.54	1,262.40	.06
11000- 2600- 54415- 0000- 001118- 0000- 00000	Water/Sewage	10,000.00	16,267.00	8,533.04	7,323.15	410.81
11000- 2600- 54416- 0000- 001118- 0000- 00000	CommunicatnSvcs	14,500.00	25,550.00	23,897.45	12,390.31	10,737.76-
11000- 2600- 54610- 0000- 001118- 0000- 00000	RentlLandBldngs	168,834.00	168,834.00	27,233.49	249,621.97	108,021.46-
11000- 2600- 55200- 0000- 001118- 0000- 00000	PropertyLiablns	53,372.00	53,372.00		53,372.00	
11000- 2600- 55915- 0000- 001118- 0000- 00000	OthContractSvcs	73,030.00	98,334.00	44,312.27	54,061.65	39.92-

Selection Grouped by Account Type, Filtered by User Permissions, (Org = 130, Online/Offline = N, Period = 9, UnPosted JEs? = N, Assets and Liabilities? = N, Restricted Accts? = Y, Funds = 1.8, Objct = 5, Obj Digits = 0, Page Break Lvl =)

Balances through 03/31/2022						Fiscal Year 2021/22
Funds- Func- Obj ct - Pr gm- Locat n- JbCl - Opt nl	Description	Adopted Budget	Revised Budget	Encumbered	Expenditure	Account Balance
Funds 11000 - Operational, Func 2600 - Op&MaintofPlant (continued)						
11000-2600-56118-0000-001118-0000-00000	GenSuppliesMats	20,000.00	20,000.00	4,778.36	12,046.05	3,175.59
11000-2600-56216-0000-001118-0000-00000	MaintSuppsParts	2,000.00	2,000.00	500.00		1,500.00
11000-2600-57331-0000-001118-0000-00000	FixedAssets>\$5k	187,337.00	72,753.00		41,474.70	31,278.30
11000-2600-57332-0000-001118-0000-00000	SupplAssets<\$5k	35,000.00	43,404.00		8,646.27	34,757.73
Total for Func 2600 and Expense accounts		680,624.00	678,848.00	172,783.87	559,268.31	53,204.18-
Funds 11000 - Operational, Func 2700 - StudentTranspnt						
11000-2700-55111-0000-001118-0000-00000	TransPerCapita		2,718.00			2,718.00
11000-2700-55813-0000-001118-0000-00000	EmpTravNonTeach				450.00	450.00-
11000-2700-57312-0000-001118-0000-00000	Buses		2,800.00		2,717.99	82.01
Total for Func 2700 and Expense accounts		.00	5,518.00	.00	3,167.99	2,350.01
Funds 11000 - Operational, Func 2900 - Oth Suppt Svcs						
11000-2900-58211-0000-001118-0000-00000	TaxLiab/Penalty		5.00		569.37	564.37-
Total for Func 2900 and Expense accounts		.00	5.00	.00	569.37	564.37-
Funds 11000 - Operational, Func 3100 - FoodSvcsOpertns						
11000-3100-52210-0000-001118-0000-00000	FICA Payments		10.00		6.20	3.80
11000-3100-52220-0000-001118-0000-00000	MedicarePaymnts		5.00		1.45	3.55
11000-3100-52500-0000-001118-0000-00000	UnemploymntComp				.33	.33-
Total for Func 3100 and Expense accounts		.00	15.00	.00	7.98	7.02
Total for Funds 11000		4,795,235.00	5,082,289.00	1,717,922.99	2,955,447.44	408,918.57
Funds 14000 - TotlinsMatSubFnd, Func 1000 - Instruction						
14000-1000-56111-1010-001118-0000-00000	InsMatCsh50%Txb	3,088.00	3,088.00	1,779.00		1,309.00
14000-1000-56113-1010-001118-0000-00000	Software			1,030.00	1,779.00	2,809.00-
Total for Funds 14000, Func 1000 and Expense accounts		3,088.00	3,088.00	2,809.00	1,779.00	1,500.00-
Funds 21000 - Food Svcs, Func 2600 - Op&MaintofPlant						
21000-2600-53414-0000-001118-0000-00000	OthProfTechSvcs			7,300.00	15,500.00	22,800.00-
Total for Func 2600 and Expense accounts		.00	.00	7,300.00	15,500.00	22,800.00-
Funds 21000 - Food Svcs, Func 3100 - FoodSvcsOpertns						
21000-3100-51100-0000-001118-1217-00000	SalariesExpense,SecClerTe	17,059.00	17,144.00	8,129.04	10,049.64	1,034.68-
21000-3100-51300-0000-001118-1217-00000	AddtnlCompenstn,SecClerTe	2,665.00	2,665.00			2,665.00
21000-3100-52111-0000-001118-0000-00000	EducRetirement	2,963.00	2,963.00	1,231.58	1,522.50	208.92
21000-3100-52112-0000-001118-0000-00000	ERARetireeHlth	396.00	396.00	162.58	201.03	32.39
21000-3100-52210-0000-001118-0000-00000	FICA Payments	1,224.00	1,224.00	504.02	623.07	96.91
21000-3100-52220-0000-001118-0000-00000	MedicarePaymnts	287.00	287.00	117.92	145.71	23.37
21000-3100-52312-0000-001118-0000-00000	Life	57.00	61.00	26.30	39.45	4.75-
21000-3100-52500-0000-001118-0000-00000	UnemploymntComp	90.00	90.00	26.84	33.22	29.94

Selection Grouped by Account Type, Filtered by User Permissions, (Org = 130, Online/Offline = N, Period = 9, UnPosted JEs? = N, Assets and Liabilities? = N, Restricted Accts? = Y, Funds = 1.8, Objct = 5, Obj Digits = 0, Page Break Lvl =)

Balances through 03/31/2022						Fiscal Year 2021/22
Funds- Func- Obj ct - Pr gm- Locat n- Jb Cl - Opt nl	Description	Adopted Budget	Revised Budget	Encumbered	Expenditure	Account Balance
Funds 21000 - Food Svcs, Func 3100 - FoodSvcsOpertns (continued)						
21000- 3100- 52710- 0000- 001118- 0000- 00000	WorkersCompPrem	278.00	278.00		280.00	2.00-
21000- 3100- 52720- 0000- 001118- 0000- 00000	WorkrsCompERFee	10.00	10.00	2.30	6.90	.80
21000- 3100- 53330- 0000- 001118- 0000- 00000	ProfessDevelop	200.00	200.00			200.00
21000- 3100- 54411- 0000- 001118- 0000- 00000	Electricity	6,300.00	9,146.00	4,604.62	4,540.47	.91
21000- 3100- 54412- 0000- 001118- 0000- 00000	NatGasBuildings	1,000.00	1,344.00	712.73	631.21	.06
21000- 3100- 54415- 0000- 001118- 0000- 00000	Water/Sewage	2,200.00	2,767.00	1,444.81	1,321.94	.25
21000- 3100- 55915- 0000- 001118- 0000- 00000	OthContractSvcs	200,000.00	200,198.00	45,705.05	154,721.14	228.19-
21000- 3100- 57331- 0000- 001118- 0000- 00000	FixedAssets>\$5k	37,246.00	33,202.00	25,023.58		8,178.42
21000- 3100- 57332- 0000- 001118- 0000- 00000	SupplAssets<\$5k		35,886.00	3,683.55		32,202.45
Total for Func 3100 and Expense accounts		271,975.00	307,861.00	91,374.92	174,116.28	42,369.80
Total for Funds 21000		271,975.00	307,861.00	98,674.92	189,616.28	19,569.80
Funds 23000 - Non-InstrctSupp, Func 1000 - Instruction						
23000- 1000- 56118- 1010- 001118- 0000- 00000	GenSuppliesMats		9,288.00			9,288.00
Total for Funds 23000, Func 1000 and Expense accounts		.00	9,288.00	.00	.00	9,288.00
Funds 23001 - Athletic, Func 1000 - Instruction						
23001- 1000- 56118- 1010- 001118- 0000- 00000	GenSuppliesMats			1,047.00		1,047.00-
Total for Funds 23001, Func 1000 and Expense accounts		.00	.00	1,047.00	.00	1,047.00-
Funds 23004 - Student Council, Func 1000 - Instruction						
23004- 1000- 56118- 1010- 001118- 0000- 00000	GenSuppliesMats			1,352.00	1,404.00	2,756.00-
Total for Funds 23004, Func 1000 and Expense accounts		.00	.00	1,352.00	1,404.00	2,756.00-
Funds 23007 - Staff donations, Func 1000 - Instruction						
23007- 1000- 56118- 1010- 001118- 0000- 00000	GenSuppliesMats			34.01		34.01-
Total for Funds 23007, Func 1000 and Expense accounts		.00	.00	34.01	.00	34.01-
Funds 23010 - Admin Discr, Func 1000 - Instruction						
23010- 1000- 56118- 1010- 001118- 0000- 00000	GenSuppliesMats			651.57	1,269.67	1,921.24-
Total for Funds 23010, Func 1000 and Expense accounts		.00	.00	651.57	1,269.67	1,921.24-
Funds 23102 - GenActivity, Func 1000 - Instruction						
23102- 1000- 53711- 9000- 001118- 0000- 00000	Other Charges			1,100.00		1,100.00-
23102- 1000- 56118- 1010- 001118- 0000- 00000	GenSuppliesMats				154.00	154.00-
Total for Funds 23102, Func 1000 and Expense accounts		.00	.00	1,100.00	154.00	1,254.00-
Funds 24101 - Title I - IASA, Func 1000 - Instruction						
24101- 1000- 51100- 1010- 001118- 1411- 00000	SalariesExpense,Teachers	51,787.00	113,862.00	43,740.97	65,247.17	4,873.86
24101- 1000- 51100- 1010- 001118- 1711- 00000	SalariesExpense,InstAsst1	17,387.00	18,047.00	7,669.64	10,376.70	.66

Selection Grouped by Account Type, Filtered by User Permissions, (Org = 130, Online/Offline = N, Period = 9, UnPosted JEs? = N, Assets and Liabilities? = N, Restricted Accts? = Y, Funds = 1.8, Objct = 5, Obj Digits = 0, Page Break Lvl =)

Balances through 03/31/2022						Fiscal Year 2021/22	
Funds- Func- Obj ct - Pr gm- Locat n- JbCl - Opt nl	Description	Adopted Budget	Revised Budget	Encumbered	Expenditure	Account Balance	
Funds 24101 - Title I - IASA, Func 1000 - Instruction (continued)							
24101- 1000- 51200- 1010- 001118- 1711- 00000	OvertimeExpense,InstAsst1				66.35	66.35-	
24101- 1000- 51300- 1010- 001118- 1411- 00000	AddtnlCompenstn,Teachers	8,092.00	12,357.00		2,403.25	9,953.75	
24101- 1000- 51300- 1010- 001118- 1711- 00000	AddtnlCompenstn,InstAsst1				186.62	186.62-	
24101- 1000- 52111- 0000- 001118- 0000- 00000	EducRetirement	11,627.00	23,174.00			23,174.00	
24101- 1000- 52111- 1010- 001118- 0000- 00000	EducRetirement			7,788.77	11,818.19	19,606.96-	
24101- 1000- 52112- 0000- 001118- 0000- 00000	ERARetireeHlth	1,546.00	2,961.00			2,961.00	
24101- 1000- 52112- 1010- 001118- 0000- 00000	ERARetireeHlth			1,028.17	1,560.06	2,588.23-	
24101- 1000- 52210- 0000- 001118- 0000- 00000	FICA Payments	4,791.00	8,985.00			8,985.00	
24101- 1000- 52210- 1010- 001118- 0000- 00000	FICA Payments			3,187.47	4,853.36	8,040.83-	
24101- 1000- 52220- 0000- 001118- 0000- 00000	MedicarePaymnts	1,122.00	2,197.00			2,197.00	
24101- 1000- 52220- 1010- 001118- 0000- 00000	MedicarePaymnts			745.47	1,135.04	1,880.51-	
24101- 1000- 52311- 0000- 001118- 0000- 00000	Hth&MedPremiums		4,726.00		920.56	3,805.44	
24101- 1000- 52311- 1010- 001118- 0000- 00000	Hth&MedPremiums				427.97	427.97-	
24101- 1000- 52312- 0000- 001118- 0000- 00000	Life	114.00	114.00		10.52	103.48	
24101- 1000- 52312- 1010- 001118- 0000- 00000	Life			78.90	105.20	184.10-	
24101- 1000- 52313- 0000- 001118- 0000- 00000	Dental		360.00		28.60	331.40	
24101- 1000- 52313- 1010- 001118- 0000- 00000	Dental				94.14	94.14-	
24101- 1000- 52314- 0000- 001118- 0000- 00000	Vision		96.00		17.31	78.69	
24101- 1000- 52314- 1010- 001118- 0000- 00000	Vision				29.20	29.20-	
24101- 1000- 52315- 0000- 001118- 0000- 00000	Disability	178.00	178.00		29.87	148.13	
24101- 1000- 52315- 1010- 001118- 0000- 00000	Disability			74.00	96.20	170.20-	
24101- 1000- 52500- 0000- 001118- 0000- 00000	UnemploymntComp	180.00	180.00			180.00	
24101- 1000- 52500- 1010- 001118- 0000- 00000	UnemploymntComp			114.91	188.22	303.13-	
24101- 1000- 52710- 0000- 001118- 0000- 00000	WorkersCompPrem	1,125.00	1,125.00		1,129.00	4.00-	
24101- 1000- 52720- 0000- 001118- 0000- 00000	WorkrsCompERFee	20.00	33.00			33.00	
24101- 1000- 52720- 1010- 001118- 0000- 00000	WorkrsCompERFee			6.90	18.40	25.30-	
24101- 1000- 56118- 1010- 001118- 0000- 00000	GenSuppliesMats			4,590.00		4,590.00-	
Total for Func 1000 and Expense accounts		97,969.00	188,395.00	69,025.20	100,741.93	18,627.87	
Funds 24101 - Title I - IASA, Func 2100 - SuppSvcsStudnts							
24101- 2100- 51100- 0000- 001118- 1218- 00000	SalariesExpense,SchlStude	32,805.00	35,001.00	14,807.76	20,192.40	.84	
24101- 2100- 51300- 0000- 001118- 1218- 00000	AddtnlCompenstn,SchlStude				276.71	276.71-	
24101- 2100- 52111- 0000- 001118- 0000- 00000	EducRetirement	4,970.00	5,303.00	2,243.34	3,101.03	41.37-	
24101- 2100- 52112- 0000- 001118- 0000- 00000	ERARetireeHlth	657.00	657.00	296.12	409.33	48.45-	
24101- 2100- 52210- 0000- 001118- 0000- 00000	FICA Payments	2,034.00	2,213.00	918.06	1,269.07	25.87	
24101- 2100- 52220- 0000- 001118- 0000- 00000	MedicarePaymnts	476.00	508.00	214.72	296.82	3.54-	
24101- 2100- 52312- 0000- 001118- 0000- 00000	Life	57.00	57.00	26.30	31.56	.86-	

Selection Grouped by Account Type, Filtered by User Permissions, (Org = 130, Online/Offline = N, Period = 9, UnPosted JEs? = N, Assets and Liabilities? = N, Restricted Accts? = Y, Funds = 1.8, Objct = 5, Obj Digits = 0, Page Break Lvl =)

Balances through 03/31/2022						Fiscal Year 2021/22
Funds- Func- Obj ct - Pr gm- Locat n- JbCl - Opt nl	Description	Adopted Budget	Revised Budget	Encumbered	Expenditure	Account Balance
Funds 24101 - Title I - IASA, Func 2100 - SuppSvcsStudnts (continued)						
24101- 2100- 52500- 0000- 001118- 0000- 00000	UnemploymntComp	90.00	90.00	48.84	31.98	9.18
24101- 2100- 52710- 0000- 001118- 0000- 00000	WorkersCompPrem	534.00	534.00		536.00	2.00-
24101- 2100- 52720- 0000- 001118- 0000- 00000	WorkrsCompERFee	10.00	10.00	2.30	6.90	.80
24101- 2100- 53711- 0000- 001118- 0000- 00000	Other Charges	3,262.00	3,262.00		2,657.12	604.88
Total for Func 2100 and Expense accounts		44,895.00	47,635.00	18,557.44	28,808.92	268.64
Total for Funds 24101		142,864.00	236,030.00	87,582.64	129,550.85	18,896.51
Funds 24106 - IDEABEntitlemnt, Func 1000 - Instruction						
24106- 1000- 51100- 2000- 001118- 1712- 00000	SalariesExpense,InstAsstS	31,702.00	31,702.00	12,738.66	17,370.90	1,592.44
24106- 1000- 51200- 2000- 001118- 1712- 00000	OvertimeExpense,InstAsstS	3,000.00	1,710.00		136.24	1,573.76
24106- 1000- 51300- 2000- 001118- 1712- 00000	AddtnlCompenstn,InstAsstS	6,554.00	1,044.00		139.70	904.30
24106- 1000- 52111- 0000- 001118- 0000- 00000	EducRetirement	6,090.00	6,090.00			6,090.00
24106- 1000- 52111- 2000- 001118- 0000- 00000	EducRetirement			1,929.95	2,673.56	4,603.51-
24106- 1000- 52112- 0000- 001118- 0000- 00000	ERARetireeHlth	687.00	687.00			687.00
24106- 1000- 52112- 2000- 001118- 0000- 00000	ERARetireeHlth			254.87	353.05	607.92-
24106- 1000- 52210- 0000- 001118- 0000- 00000	FICA Payments	2,124.00	2,124.00			2,124.00
24106- 1000- 52210- 2000- 001118- 0000- 00000	FICA Payments			789.80	1,094.14	1,883.94-
24106- 1000- 52220- 0000- 001118- 0000- 00000	MedicarePaymnts	499.00	499.00			499.00
24106- 1000- 52220- 2000- 001118- 0000- 00000	MedicarePaymnts			184.80	256.00	440.80-
24106- 1000- 52311- 0000- 001118- 0000- 00000	Hth&MedPremiums	8,306.00	8,306.00		193.91-	8,499.91
24106- 1000- 52311- 2000- 001118- 0000- 00000	Hth&MedPremiums				2,154.66	2,154.66-
24106- 1000- 52312- 0000- 001118- 0000- 00000	Life	114.00	195.00		73.30	121.70
24106- 1000- 52312- 2000- 001118- 0000- 00000	Life			52.60	65.75	118.35-
24106- 1000- 52313- 0000- 001118- 0000- 00000	Dental	258.00	258.00		14.30	243.70
24106- 1000- 52313- 2000- 001118- 0000- 00000	Dental			100.10	130.13	230.23-
24106- 1000- 52314- 0000- 001118- 0000- 00000	Vision	57.00	57.00		3.14	53.86
24106- 1000- 52314- 2000- 001118- 0000- 00000	Vision			21.90	28.47	50.37-
24106- 1000- 52315- 0000- 001118- 0000- 00000	Disability		31.00		30.28	.72
24106- 1000- 52500- 0000- 001118- 0000- 00000	UnemploymntComp	180.00	68.00			68.00
24106- 1000- 52500- 2000- 001118- 0000- 00000	UnemploymntComp			42.02	58.21	100.23-
24106- 1000- 52710- 0000- 001118- 0000- 00000	WorkersCompPrem	402.00	402.00		406.00	4.00-
24106- 1000- 52720- 0000- 001118- 0000- 00000	WorkrsCompERFee	20.00	20.00		4.60	15.40
24106- 1000- 52720- 2000- 001118- 0000- 00000	WorkrsCompERFee			4.60	9.20	13.80-
24106- 1000- 56113- 2000- 001118- 0000- 00000	Software		6,800.00		6,800.00	
24106- 1000- 56118- 2000- 001118- 0000- 00000	GenSuppliesMats				85.64	85.64-
Total for Func 1000 and Expense accounts		59,993.00	59,993.00	16,119.30	31,693.36	12,180.34

Selection Grouped by Account Type, Filtered by User Permissions, (Org = 130, Online/Offline = N, Period = 9, UnPosted JE? = N, Assets and Liabilities? = N, Restricted Accts? = Y, Funds = 1.8, Objct = 5, Obj Digits = 0, Page Break Lvl =)

Balances through 03/31/2022					Fiscal Year 2021/22	
Funds- Func- Obj ct - Pr gm- Locat n- Jb Cl - Opt nl	Description	Adopted Budget	Revised Budget	Encumbered	Expenditure	Account Balance
Funds 24106 - IDEABEntitlemnt, Func 2100 - SuppSvcsStudnts						
24106- 2100- 53212- 2000- 001118- 0000- 00000	SpeechThrpsCont	45,431.00	45,431.00	14,738.89	30,692.11	
Total for Func 2100 and Expense accounts		45,431.00	45,431.00	14,738.89	30,692.11	.00
Total for Funds 24106		105,424.00	105,424.00	30,858.19	62,385.47	12,180.34
Funds 24118 - FreshFruit&Vegs, Func 3100 - FoodSvcsOpertns						
24118- 3100- 56116- 0000- 001118- 0000- 00000	Food	22,256.00	22,256.00	22,256.00		
Total for Funds 24118, Func 3100 and Expense accounts		22,256.00	22,256.00	22,256.00	.00	.00
Funds 24153 - EngLangAcquistn, Func 1000 - Instruction						
24153- 1000- 51300- 1010- 001118- 1411- 00000	AddtnlCompenstn,Teachers	3,674.00	3,674.00			3,674.00
24153- 1000- 52111- 0000- 001118- 0000- 00000	EducRetirement	520.00	520.00			520.00
24153- 1000- 52112- 0000- 001118- 0000- 00000	ERARetireeHlth	74.00	74.00			74.00
24153- 1000- 52210- 0000- 001118- 0000- 00000	FICA Payments	228.00	228.00			228.00
24153- 1000- 52220- 0000- 001118- 0000- 00000	MedicarePaymnts	54.00	54.00			54.00
24153- 1000- 56118- 1010- 001118- 0000- 00000	GenSuppliesMats	350.00	350.00		237.00	113.00
Total for Funds 24153, Func 1000 and Expense accounts		4,900.00	4,900.00	.00	237.00	4,663.00
Funds 24154 - TchPrinTrainRec, Func 1000 - Instruction						
24154- 1000- 53330- 1010- 001118- 0000- 00000	ProfessDevelop	18,989.00	18,989.00	9,229.46	8,410.00	1,349.54
Total for Funds 24154, Func 1000 and Expense accounts		18,989.00	18,989.00	9,229.46	8,410.00	1,349.54
Funds 24308 - CRRSA, ESSER II, Func 2100 - SuppSvcsStudnts						
24308- 2100- 51100- 4025- 001118- 1211- 00000	SalariesExpense,CoordSubS	55,000.00	60,416.00	24,715.44	35,700.08	.48
24308- 2100- 51100- 4025- 001118- 1214- 00000	SalariesExpense,Couns-Soc	58,000.00	60,001.00	25,384.70	34,615.50	.80
24308- 2100- 51100- 4025- 001118- 1218- 00000	SalariesExpense,SchlStude	62,000.00	54,974.00		5,440.00	49,534.00
24308- 2100- 51300- 0000- 001118- 1211- 00000	AddtnlCompenstn,CoordSubS				301.52	301.52-
24308- 2100- 51300- 4025- 001118- 1211- 00000	AddtnlCompenstn,CoordSubS	55,000.00	55,000.00			55,000.00
24308- 2100- 51300- 4025- 001118- 1214- 00000	AddtnlCompenstn,Couns-Soc	58,000.00	58,000.00			58,000.00
24308- 2100- 51300- 4025- 001118- 1218- 00000	AddtnlCompenstn,SchlStude	62,000.00	62,000.00			62,000.00
24308- 2100- 52111- 0000- 001118- 0000- 00000	EducRetirement	51,276.00	51,276.00		45.68	51,230.32
24308- 2100- 52111- 4025- 001118- 0000- 00000	EducRetirement			7,590.18	11,476.98	19,067.16-
24308- 2100- 52112- 0000- 001118- 0000- 00000	ERARetireeHlth	7,000.00	4,999.00		6.04	4,992.96
24308- 2100- 52112- 4025- 001118- 0000- 00000	ERARetireeHlth			1,001.93	1,515.01	2,516.94-
24308- 2100- 52210- 0000- 001118- 0000- 00000	FICA Payments	21,700.00	21,700.00		18.69	21,681.31
24308- 2100- 52210- 4025- 001118- 0000- 00000	FICA Payments			3,106.22	4,696.86	7,803.08-
24308- 2100- 52220- 0000- 001118- 0000- 00000	MedicarePaymnts	5,076.00	5,076.00		4.37	5,071.63
24308- 2100- 52220- 4025- 001118- 0000- 00000	MedicarePaymnts			726.44	1,098.44	1,824.88-
24308- 2100- 52311- 0000- 001118- 0000- 00000	Hth&MedPremiums	28,150.00	28,150.00			28,150.00

Selection Grouped by Account Type, Filtered by User Permissions, (Org = 130, Online/Offline = N, Period = 9, UnPosted JEs? = N, Assets and Liabilities? = N, Restricted Accts? = Y, Funds = 1.8, Objct = 5, Obj Digits = 0, Page Break Lvl =)

Balances through 03/31/2022						Fiscal Year 2021/22
Funds- Func- Obj ct - Pr gm- Locat n- Jb Cl - Opt nl	Description	Adopted Budget	Revised Budget	Encumbered	Expenditure	Account Balance
Funds 24308 - CRRSA, ESSER II, Func 2100 - SuppSvcsStudnts (continued)						
24308-2100-52311-4025-001118-0000-00000	Hth&MedPremiums			1,575.28	2,338.82	3,914.10-
24308-2100-52312-0000-001118-0000-00000	Life	171.00	171.00		2.63	168.37
24308-2100-52312-4025-001118-0000-00000	Life			47.34	78.90	126.24-
24308-2100-52313-0000-001118-0000-00000	Dental	927.00	927.00		17.16	909.84
24308-2100-52313-4025-001118-0000-00000	Dental			120.12	171.60	291.72-
24308-2100-52314-0000-001118-0000-00000	Vision	306.00	306.00		3.76	302.24
24308-2100-52314-4025-001118-0000-00000	Vision			33.84	48.88	82.72-
24308-2100-52315-0000-001118-0000-00000	Disability	864.00	864.00		20.30	843.70
24308-2100-52315-4025-001118-0000-00000	Disability			87.00	60.90	147.90-
24308-2100-52500-0000-001118-0000-00000	UnemploymntComp	270.00	270.00		1.00	269.00
24308-2100-52500-4025-001118-0000-00000	UnemploymntComp			82.17	186.61	268.78-
24308-2100-52710-0000-001118-0000-00000	WorkersCompPrem	2,845.00	2,845.00		2,847.00	2.00-
24308-2100-52720-0000-001118-0000-00000	WorkrsCompERFee	30.00	30.00			30.00
24308-2100-52720-4025-001118-0000-00000	WorkrsCompERFee			4.60	11.50	16.10-
Total for Func 2100 and Expense accounts		468,615.00	467,005.00	64,475.26	100,708.23	301,821.51
Funds 24308 - CRRSA, ESSER II, Func 2600 - Op&MaintofPlant						
24308-2600-56118-0000-001118-0000-00000	GenSuppliesMats		1,610.00			1,610.00
24308-2600-57332-0000-001118-0000-00000	SupplAssets<\$5k	6,699.00	6,699.00			6,699.00
Total for Func 2600 and Expense accounts		6,699.00	8,309.00	.00	.00	8,309.00
Total for Funds 24308		475,314.00	475,314.00	64,475.26	100,708.23	310,130.51
Funds 24312 - CRRSA Retention, Func 1000 - Instruction						
24312-1000-51300-1010-001118-1411-00000	AddtnlCompenstn,Teachers		6,000.00		300.00	5,700.00
24312-1000-51300-1010-001118-1711-00000	AddtnlCompenstn,InstAsst1		2,000.00		700.00	1,300.00
Total for Func 1000 and Expense accounts		.00	8,000.00	.00	1,000.00	7,000.00
Funds 24312 - CRRSA Retention, Func 2100 - SuppSvcsStudnts						
24312-2100-51300-0000-001118-1214-00000	AddtnlCompenstn,Couns-Soc		2,000.00		100.00	1,900.00
24312-2100-51300-0000-001118-1218-00000	AddtnlCompenstn,SchlStude		1,990.00		100.00	1,890.00
Total for Func 2100 and Expense accounts		.00	3,990.00	.00	200.00	3,790.00
Funds 24312 - CRRSA Retention, Func 2400 - SupSvcsSchAdmin						
24312-2400-51300-0000-001118-1217-00000	AddtnlCompenstn,SecClerTe		1,000.00		200.00	800.00
Total for Func 2400 and Expense accounts		.00	1,000.00	.00	200.00	800.00
Funds 24312 - CRRSA Retention, Func 2600 - Op&MaintofPlant						
24312-2600-51300-0000-001118-1615-00000	AddtnlCompenstn,Custodial		1,000.00		300.00	700.00
Total for Func 2600 and Expense accounts		.00	1,000.00	.00	300.00	700.00
Funds 24312 - CRRSA Retention, Func 3100 - FoodSvcsOpertns						

Selection Grouped by Account Type, Filtered by User Permissions, (Org = 130, Online/Offline = N, Period = 9, UnPosted JEs? = N, Assets and Liabilities? = N, Restricted Accts? = Y, Funds = 1.8, Objct = 5, Obj Digits = 0, Page Break Lvl =)

Balances through 03/31/2022						Fiscal Year 2021/22
Funds- Func- Obj ct - Pr gm- Locat n- Jb Cl - Opt nl	Description	Adopted Budget	Revised Budget	Encumbered	Expenditure	Account Balance
Funds 24312 - CRRSA Retention, Func 3100 - FoodSvcsOpertns						
24312- 3100- 51300- 0000- 001118- 1617- 00000	AddtlCompenstn,Food Serv		1,000.00		100.00	900.00
Total for Func 3100 and Expense accounts		.00	1,000.00	.00	100.00	900.00
Total for Funds 24312		.00	14,990.00	.00	1,800.00	13,190.00
Funds 24316 - Air Quality, Func 2600 - Op&MaintofPlant						
24316- 2600- 56118- 0000- 001118- 0000- 00000	GenSuppliesMats		4,259.00		4,259.00	
Total for Funds 24316, Func 2600 and Expense accounts		.00	4,259.00	.00	4,259.00	.00
Funds 25153 - TitleXIX-3/21Yr, Func 2100 - SuppSvcsStudnts						
25153- 2100- 55915- 2000- 001118- 0000- 00000	OthContractSvcs	44,899.00	49,431.00		51,654.59	2,223.59-
Total for Funds 25153, Func 2100 and Expense accounts		44,899.00	49,431.00	.00	51,654.59	2,223.59-
Funds 25171 - Child&AdultFood, Func 3100 - FoodSvcsOpertns						
25171- 3100- 51300- 0000- 001118- 1617- 00000	AddtlCompenstn,Food Serv		11,280.00			11,280.00
25171- 3100- 55915- 0000- 001118- 0000- 00000	OthContractSvcs	130,600.00	112,800.00	29,837.70	100,762.30	17,800.00-
25171- 3100- 56116- 0000- 001118- 0000- 00000	Food		64,520.00			64,520.00
25171- 3100- 57332- 0000- 001118- 0000- 00000	SupplAssets<\$5k		16,920.00			16,920.00
Total for Funds 25171, Func 3100 and Expense accounts		130,600.00	205,520.00	29,837.70	100,762.30	74,920.00
Funds 25205 - GearUpNMIinit, Func 1000 - Instruction						
25205- 1000- 51100- 1010- 001118- 1411- 00000	SalariesExpense,Teachers		31,000.00	5,407.05	7,481.94	18,111.01
25205- 1000- 51100- 9000- 001118- 1411- 00000	SalariesExpense,Teachers		2,376.00			2,376.00
25205- 1000- 52111- 0000- 001118- 0000- 00000	EducRetirement		5,060.00			5,060.00
25205- 1000- 52111- 1010- 001118- 0000- 00000	EducRetirement			819.17	1,133.52	1,952.69-
25205- 1000- 52112- 0000- 001118- 0000- 00000	ERARetireeHlth		670.00			670.00
25205- 1000- 52112- 1010- 001118- 0000- 00000	ERARetireeHlth			108.13	149.63	257.76-
25205- 1000- 52210- 1010- 001118- 0000- 00000	FICA Payments			335.28	463.90	799.18-
25205- 1000- 52220- 0000- 001118- 0000- 00000	MedicarePaymnts		490.00			490.00
25205- 1000- 52220- 1010- 001118- 0000- 00000	MedicarePaymnts			78.43	108.53	186.96-
25205- 1000- 52311- 1010- 001118- 0000- 00000	Hth&MedPremiums		3,184.00	833.60	712.54	1,637.86
25205- 1000- 52312- 1010- 001118- 0000- 00000	Life		30.00	5.30	7.40	17.30
25205- 1000- 52313- 1010- 001118- 0000- 00000	Dental		200.00	32.70	41.26	126.04
25205- 1000- 52314- 1010- 001118- 0000- 00000	Vision		100.00	6.30	8.76	84.94
25205- 1000- 52315- 1010- 001118- 0000- 00000	Disability		150.00	15.20	14.50	120.30
25205- 1000- 52500- 1010- 001118- 0000- 00000	UnemploymntComp			7.55	17.59	25.14-
25205- 1000- 52710- 0000- 001118- 0000- 00000	WorkersCompPrem		10.00			10.00
25205- 1000- 52720- 1010- 001118- 0000- 00000	WorkrsCompERFee			.46	.92	1.38-
25205- 1000- 53330- 1010- 001118- 0000- 00000	ProfessDevelop		4,238.00	1,355.00	1,962.25	920.75

Selection Grouped by Account Type, Filtered by User Permissions, (Org = 130, Online/Offline = N, Period = 9, UnPosted JEs? = N, Assets and Liabilities? = N, Restricted Accts? = Y, Funds = 1.8, Objct = 5, Obj Digits = 0, Page Break Lvl =)

Balances through 03/31/2022 **Fiscal Year 2021/22**

Funds- Func- Obj ct - Pr gm- Locat n- Jb Cl - Opt nl	Description	Adopted Budget	Revised Budget	Encumbered	Expenditure	Account Balance
Funds 25205 - GearUpNMInit, Func 1000 - Instruction (continued)						
25205- 1000- 53711- 1010- 001118- 0000- 00000	Other Charges		1,024.00			1,024.00
25205- 1000- 55817- 1010- 001118- 0000- 00000	Student Travel		500.00	300.00		200.00
25205- 1000- 55819- 1010- 001118- 0000- 00000	EmpTravTeachers		52.00			52.00
25205- 1000- 56112- 1010- 001118- 0000- 00000	Other Textbooks				5,160.00	5,160.00-
25205- 1000- 56113- 1010- 001118- 0000- 00000	Software		10,400.00	980.00		9,420.00
25205- 1000- 56118- 1010- 001118- 0000- 00000	GenSuppliesMats		5,300.00	370.90	13,594.05	8,664.95-
25205- 1000- 57332- 1010- 001118- 0000- 00000	SupplAssets<\$5k		3,399.00			3,399.00
Total for Funds 25205, Func 1000 and Expense accounts		.00	68,183.00	10,655.07	30,856.79	26,671.14

Funds 26177 - ElemMidSchlnit, Func 1000 - Instruction						
26177- 1000- 51300- 9000- 001118- 1618- 00000	AddtnlCompenstn,Athletics	3,476.00	3,476.00			3,476.00
26177- 1000- 52111- 0000- 001118- 0000- 00000	EducRetirement	494.00	494.00			494.00
26177- 1000- 52112- 0000- 001118- 0000- 00000	ERARetireeHlth	71.00	71.00			71.00
26177- 1000- 52210- 0000- 001118- 0000- 00000	FICA Payments	217.00	217.00			217.00
26177- 1000- 52220- 0000- 001118- 0000- 00000	MedicarePaymnts	52.00	52.00			52.00
26177- 1000- 56118- 1010- 001118- 0000- 00000	GenSuppliesMats	690.00	690.00			690.00
Total for Funds 26177, Func 1000 and Expense accounts		5,000.00	5,000.00	.00	.00	5,000.00

Funds 27149 - PreK Initiative, Func 1000 - Instruction						
27149- 1000- 51100- 1010- 001118- 1414- 00000	SalariesExpense,TeachersP	93,709.00	93,709.00	40,707.42	49,515.89	3,485.69
27149- 1000- 51100- 1010- 001118- 1714- 00000	SalariesExpense,InstAsstP	35,427.00	22,807.00	7,484.73	14,608.36	713.91
27149- 1000- 51200- 1010- 001118- 1714- 00000	OvertimeExpense,InstAsstP				65.08	65.08-
27149- 1000- 51300- 1010- 001118- 1414- 00000	AddtnlCompenstn,TeachersP	7,113.00	7,113.00			7,113.00
27149- 1000- 51300- 1010- 001118- 1714- 00000	AddtnlCompenstn,InstAsstP	2,300.00	2,300.00		120.34	2,179.66
27149- 1000- 52111- 0000- 001118- 0000- 00000	EducRetirement	20,900.00	20,900.00			20,900.00
27149- 1000- 52111- 1010- 001118- 0000- 00000	EducRetirement			7,301.14	9,742.96	17,044.10-
27149- 1000- 52112- 0000- 001118- 0000- 00000	ERARetireeHlth	2,775.00	2,775.00			2,775.00
27149- 1000- 52112- 1010- 001118- 0000- 00000	ERARetireeHlth			963.93	1,286.30	2,250.23-
27149- 1000- 52210- 0000- 001118- 0000- 00000	FICA Payments	8,593.00	8,593.00			8,593.00
27149- 1000- 52210- 1010- 001118- 0000- 00000	FICA Payments			2,987.93	3,987.25	6,975.18-
27149- 1000- 52220- 0000- 001118- 0000- 00000	MedicarePaymnts	2,013.00	2,013.00			2,013.00
27149- 1000- 52220- 1010- 001118- 0000- 00000	MedicarePaymnts			698.72	932.43	1,631.15-
27149- 1000- 52312- 0000- 001118- 0000- 00000	Life	228.00	253.00		13.15-	266.15
27149- 1000- 52312- 1010- 001118- 0000- 00000	Life			78.90	126.24	205.14-
27149- 1000- 52500- 0000- 001118- 0000- 00000	UnemploymntComp	360.00	392.00			392.00
27149- 1000- 52500- 1010- 001118- 0000- 00000	UnemploymntComp			117.81	205.29	323.10-
27149- 1000- 52710- 0000- 001118- 0000- 00000	WorkersCompPrem	2,101.00	2,101.00		2,101.00	

Selection Grouped by Account Type, Filtered by User Permissions, (Org = 130, Online/Offline = N, Period = 9, UnPosted JEs? = N, Assets and Liabilities? = N, Restricted Accts? = Y, Funds = 1.8, Objct = 5, Obj Digits = 0, Page Break Lvl =)

Balances through 03/31/2022						Fiscal Year 2021/22
Funds- Func- Obj ct - Pr gm- Locat n- JbCl - Opt nl	Description	Adopted Budget	Revised Budget	Encumbered	Expenditure	Account Balance
Funds 27149 - PreK Initiative, Func 1000 - Instruction (continued)						
27149- 1000- 52720- 0000- 001118- 0000- 00000	WorkrsCompERFee	40.00	40.00			40.00
27149- 1000- 52720- 1010- 001118- 0000- 00000	WorkrsCompERFee			6.90	23.00	29.90-
27149- 1000- 56118- 1010- 001118- 0000- 00000	GenSuppliesMats	70,440.00	80,383.00	4,094.77	4,669.01	71,619.22
27149- 1000- 57332- 1010- 001118- 0000- 00000	SupplAssets<\$5k	10,001.00	12,621.00	6,777.86	4,066.85	1,776.29
Total for Func 1000 and Expense accounts		256,000.00	256,000.00	71,220.11	91,436.85	93,343.04
Funds 27149 - PreK Initiative, Func 2600 - Op&MaintofPlant						
27149- 2600- 56118- 0000- 001118- 0000- 00000	GenSuppliesMats			13.55	.01	13.56-
27149- 2600- 57332- 0000- 001118- 0000- 00000	SupplAssets<\$5k	10,000.00	10,000.00	379.50	8,043.37	1,577.13
Total for Func 2600 and Expense accounts		10,000.00	10,000.00	393.05	8,043.38	1,563.57
Total for Funds 27149		266,000.00	266,000.00	71,613.16	99,480.23	94,906.61
Funds 27183 - NM Grown FVV, Func 3100 - FoodSvcsOpertns						
27183- 3100- 56116- 0000- 001118- 0000- 00000	Food	5,000.00	5,000.00	1,755.00		3,245.00
Total for Funds 27183, Func 3100 and Expense accounts		5,000.00	5,000.00	1,755.00	.00	3,245.00
Funds 28211 - Covid Testing, Func 2100 - SuppSvcsStudnts						
28211- 2100- 51300- 0000- 001118- 1216- 00000	AddtnlCompenstr,HealthAss			5,985.00	1,995.00	7,980.00-
28211- 2100- 52111- 0000- 001118- 0000- 00000	EducRetirement			906.75	302.25	1,209.00-
28211- 2100- 52112- 0000- 001118- 0000- 00000	ERARetireeHlth			119.79	39.90	159.69-
28211- 2100- 52210- 0000- 001118- 0000- 00000	FICA Payments			371.07	123.69	494.76-
28211- 2100- 52220- 0000- 001118- 0000- 00000	MedicarePaymnts			86.85	28.92	115.77-
28211- 2100- 52500- 0000- 001118- 0000- 00000	UnemploymntComp			19.71	6.57	26.28-
Total for Funds 28211, Func 2100 and Expense accounts		.00	.00	7,489.17	2,496.33	9,985.50-
Funds 31200 - PubSchCapOutlay, Func 4000 - Capital Outlay						
31200- 4000- 54610- 0000- 001118- 0000- 00000	RentILandBldngs		298,417.00	79,208.50	70,000.00	149,208.50
Total for Funds 31200, Func 4000 and Expense accounts		.00	298,417.00	79,208.50	70,000.00	149,208.50
Funds 31600 - CapImprvmtsHB33, Func 2300 - SupptSvcs-Admin						
31600- 2300- 53712- 0000- 001118- 0000- 00000	CityTaxCollCost	5,433.00	5,433.00		2,004.12	3,428.88
Total for Func 2300 and Expense accounts		5,433.00	5,433.00	.00	2,004.12	3,428.88
Funds 31600 - CapImprvmtsHB33, Func 4000 - Capital Outlay						
31600- 4000- 57200- 0000- 001118- 0000- 00000	BuildingPurchase	1,382,634.00	1,408,754.00			1,408,754.00
Total for Func 4000 and Expense accounts		1,382,634.00	1,408,754.00	.00	.00	1,408,754.00
Total for Funds 31600		1,388,067.00	1,414,187.00	.00	2,004.12	1,412,182.88
Funds 31700 - CapImprvmtsSB-9, Func 4000 - Capital Outlay						
31700- 4000- 57331- 0000- 001118- 0000- 00000	FixedAssets>\$5k	10,000.00	10,000.00			10,000.00
31700- 4000- 57332- 0000- 001118- 0000- 00000	SupplAssets<\$5k	10,350.00	10,350.00	29,648.80	25,681.08	44,979.88-

Selection Grouped by Account Type, Filtered by User Permissions, (Org = 130, Online/Offline = N, Period = 9, UnPosted JEs? = N, Assets and Liabilities? = N, Restricted Accts? = Y, Funds = 1.8, Objct = 5, Obj Digits = 0, Page Break Lvl =)

Balances through 03/31/2022					Fiscal Year 2021/22	
Funds- Func- Obj ct - Pr gm- Locat n- JbCl - Opt nl	Description	Adopted Budget	Revised Budget	Encumbered	Expenditure	Account Balance
Total for Funds 31700, Func 4000 and Expense accounts		20,350.00	20,350.00	29,648.80	25,681.08	34,979.88-
Funds 31701 - CapImprvsSB9Loc, Func 2300 - SupptSvcs-Admin						
31701- 2300- 53712- 0000- 001118- 0000- 00000	CityTaxCollCost	2,700.00	2,700.00		1,028.08	1,671.92
Total for Func 2300 and Expense accounts		2,700.00	2,700.00	.00	1,028.08	1,671.92
Funds 31701 - CapImprvsSB9Loc, Func 4000 - Capital Outlay						
31701- 4000- 54315- 0000- 001118- 0000- 00000	MntRepBlgsGrdEq	41,500.00	41,500.00			41,500.00
31701- 4000- 57200- 0000- 001118- 0000- 00000	BuildingPurchase	610,516.00	610,516.00			610,516.00
31701- 4000- 57331- 0000- 001118- 0000- 00000	FixedAssets>\$5k	15,000.00	15,000.00			15,000.00
31701- 4000- 57332- 0000- 001118- 0000- 00000	SupplAssets<\$5k	20,000.00	24,324.00	29,020.00	5,737.81	10,433.81-
Total for Func 4000 and Expense accounts		687,016.00	691,340.00	29,020.00	5,737.81	656,582.19
Total for Funds 31701		689,716.00	694,040.00	29,020.00	6,765.89	658,254.11
Funds 31703 - SB9 SMCash, Func 4000 - Capital Outlay						
31703- 4000- 57332- 0000- 001118- 0000- 00000	SupplAssets<\$5k	21,080.00	32,486.00		1,719.00	30,767.00
Total for Funds 31703, Func 4000 and Expense accounts		21,080.00	32,486.00	.00	1,719.00	30,767.00
Total for Org 130 - Christine Duncan Heritage		8,410,757.00	9,343,302.00	2,297,220.44	3,848,441.27	3,197,640.29