

Christine Duncan Heritage Academy
Financial Update
March 16, 2022

A. BARs

	<u>BAR #</u>	<u>Fund Description</u>	<u>Reason/Type</u>	<u>Amount</u>
1	2122-0043-IB	24183 - USDA2010 Equipment Assistance Program	Initial Budget	\$ 22,000

B. Payroll & Accounts Payable Payment Vouchers

1 February 2022

C. Financial Statement Reports - as of February 28, 2022

1 Financial Analysis
2 Bank Reconciliations

D. Other

1 None

Must submit backup for all BARs,
except transfers of funds for SEG or
direct grants

STATE OF NEW MEXICO
PUBLIC EDUCATION DEPARTMENT
300 Don Gaspar Santa Fe, NM 87501-2786
Budget Adjustment Request

Page 2 of 34
Doc. ID: 001-118-2122-0043-IB

Fund Type: Flowthrough

Adjustment Type: Initial Budget

Fiscal Year: 2021-2022

Entity Name: Christine Duncan's Heritage Academy

Adjustment Changes Intent/Scope of Program Yes or No?: No

Contact: Bryan Runyan, Business Manager

Total Approved Budget (Flowthrough): 22,000

Phone: 575-993-3063

Email: bryan@k12accounting.com

FLOWTHROUGH ONLY	
Budget Period: 07/01/2021	To: 06/30/2022
A. Approved Carryover:	
B. Total Current Year Allocation: 22,000	
D. Total Funding Available: 22,000	

Revenue 24183.0000.44500 \$22,000

Fund	Function	Object	Program	Location	Job Class	Present Budget	Adj Amt Exp	Adj Budget	ADD'L FTE
24183 USDA 2010 Equipmen t Assistanc e Program	3100 Food Services Operations	57331 Fixed Assets (more than \$5,000)	0000 No Program	001118 Christine Duncan's Heritage Academy	0000 No Job Class		\$22,000	\$22,000	
Sub Total							\$22,000		
Indirect Cost									
DOC. TOTAL							\$22,000		

Justification:

Initial Budget for fund 244183

Compliance with Sections 10-15-1 and 22-8-12, NMSA, 1978 Compilation:

A. The requested budget/changes were authorized at a scheduled Board of Education or Governance Council meeting open to the public on:

B. Justification for the transfer: Explanation such as "underbudgeted", "insufficient budget", or "needed to close out Project" ARE NOT ACCEPTABLE. Attach additional sheets if necessary.

ALL TRANSFER BARS MUST NET OUT TO ZERO ON THE DOC. TOTAL LINE.

Approvals by Digital Signature		
<u>Name</u>	<u>Role</u>	<u>Date</u>
Bryan Runyan	Business Manager	3/14/2022 2:27:27 PM

Checks Dated 02/01/2022 through 02/28/2022

Check Number	Check Date	Pay to the Order of	Check Amount
13315	02/01/2022	Brady Industries, LLC	800.00
13316	02/01/2022	Cooperative Educational Services	2,193.75
13317	02/01/2022	Crystal Springs	44.60
13318	02/01/2022	De Lage Landen Financial Services Inc	938.10
13319	02/01/2022	Dual Language Education of NM	450.00
13320	02/01/2022	Dual Language Education of NM	3,425.00
13321	02/01/2022	InAccord PC	3,236.25
13322	02/01/2022	Rising Sun Technologies	5,103.56
13323	02/01/2022	Saylor Family Trust, LLC	35,000.00
13324	02/01/2022	Saylor Family Trust, LLC	514.58
13327	02/03/2022	American Family Life	285.48
13328	02/03/2022	Metropolitan Life Insurance	200.00
13330	02/07/2022	Viscoli, April	160.00
13331	02/07/2022	Association of Charter School Education Services	15,004.03
13332	02/09/2022	ABCWUA	18.21
13333	02/09/2022	Amaro's Carpet Cleaning	560.96
13334	02/09/2022	Association of Charter School Education Services	14,272.46
13335	02/09/2022	Charter School Nursing Service	6,800.17
13336	02/09/2022	Crystal Springs	784.33
13337	02/09/2022	Ephesus Office Technologies	611.13
13338	02/09/2022	Houghton Mifflin Harcourt	784.88
13339	02/09/2022	Moss Adams LLP	3,640.78
13340	02/09/2022	Orkin Pest Control	112.19
13341	02/09/2022	Sandia Office Supply	3,875.36
13342	02/09/2022	Savvas Learning Company, LLC	1,200.00
13343	02/09/2022	Sundance Educational Consulting Inc.	15,000.00
13344	02/09/2022	Theresa Bustos	39.94
13345	02/09/2022	Verizon Wireless	259.97
13346	02/09/2022	Western State Fire Protection Co.	367.94
13347	02/15/2022	Association of Charter School Education Services	2,250.00
13348	02/15/2022	Bilingual Multicultural Services Inc	2,646.98
13349	02/15/2022	Cooperative Educational Services	440.95
13350	02/15/2022	Crystal Springs	162.50
13351	02/15/2022	Ephesus Office Technologies	1,680.55
13352	02/15/2022	Fiber Platform, LLC	87.03
13353	02/15/2022	Jesus A Moncada	60.00
13354	02/15/2022	Luz Adriana Arias	84.42
13355	02/15/2022	Pitney Bowes Purchase Power	197.42
13356	02/15/2022	Veronica Vigil	113.54
13357	02/14/2022	New Mexico Association for Bilingual Education	1,000.00
13362	02/24/2022	ABCWUA	1,325.64
13363	02/24/2022	Accountability and Compliance Resources LLC	707.81
13364	02/24/2022	Alpine Protection LLC	21,845.78
13365	02/24/2022	Amaro's Carpet Cleaning	560.96
13366	02/24/2022	Association of Charter School Education Services	40,405.17
13367	02/24/2022	Bulk Bookstore	960.25
13368	02/24/2022	Comcast	352.86
13369	02/24/2022	Concepcion Beltran	44.00
13370	02/24/2022	Crystal Springs	618.59

The preceding Checks have been issued in accordance with the District's Policy and authorization of the Board of Trustees. It is recommended that the preceding Checks be approved.



Page 1 of 2

Checks Dated 02/01/2022 through 02/28/2022

Check Number	Check Date	Pay to the Order of	Check Amount
13371	02/24/2022	Elsa Aguirre	74.98
13372	02/24/2022	Houghton Mifflin Harcourt	2,589.00
13373	02/24/2022	Lakeshore Learning Materials	3,919.97
13374	02/24/2022	Melissa Maestas	110.18
13375	02/24/2022	NM Gas Company	703.64
13376	02/24/2022	PNM	4,170.37
13377	02/24/2022	Rising Sun Technologies	646.93
13378	02/24/2022	School Equipment, Inc.	9,562.94
13379	02/24/2022	School Nurse Supply, Inc.	402.18
13380	02/24/2022	Summit Fire & Security	194.16
13381	02/25/2022	Metropolitan Life Insurance	200.00
13382	02/25/2022	American Family Life	285.48
13383	02/25/2022	Pre-Paid Legal Services, Inc.	37.90
VCH-00000160	02/04/2022	NM RHC	6,163.78
VCH-00000161	02/04/2022	NM Taxation/Revenue Department	5,612.18
VCH-00000162	02/04/2022	NM Educational RetirementBoard	52,424.90
VCH-00000163	02/03/2022	NMPSIA	21,471.20
VCH-00000164	02/25/2022	NM Educational RetirementBoard	59,197.01
VCH-00000165	02/25/2022	NM RHC	6,965.87
Total Number of Checks			68
			365,960.79

Fund Recap

Fund	Description	Check Count	Expensed Amount
11000	Operational Fund	59	259,921.38
21000	Food Services Fund	11	13,367.58
23010	Admin Discretionary Account	2	150.12
24101	Title I - IASA	7	8,156.99
24106	IDEA-B Entitlement	7	3,424.40
24154	Teach./Princp. Train & Recruit	2	5,425.00
24308	CRRSA, ESSER II	6	6,901.46
25153	Title XIX MEDICAID 3/21 Years	1	6,800.17
25171	Child & Adult Food Program	1	7,690.05
25205	Gear Up New Mexico Initiative	8	4,265.84
27149	PreK Initiative	6	5,103.01
28211	NM Schools Covid Testing	2	191.85
31200	Public School Capital Outlay	1	35,000.00
31700	Capital Improv. SB9	1	9,562.94
Total Number of Checks		68	365,960.79
Less Unpaid Tax Liability			.00
Net (Check Amount)			365,960.79

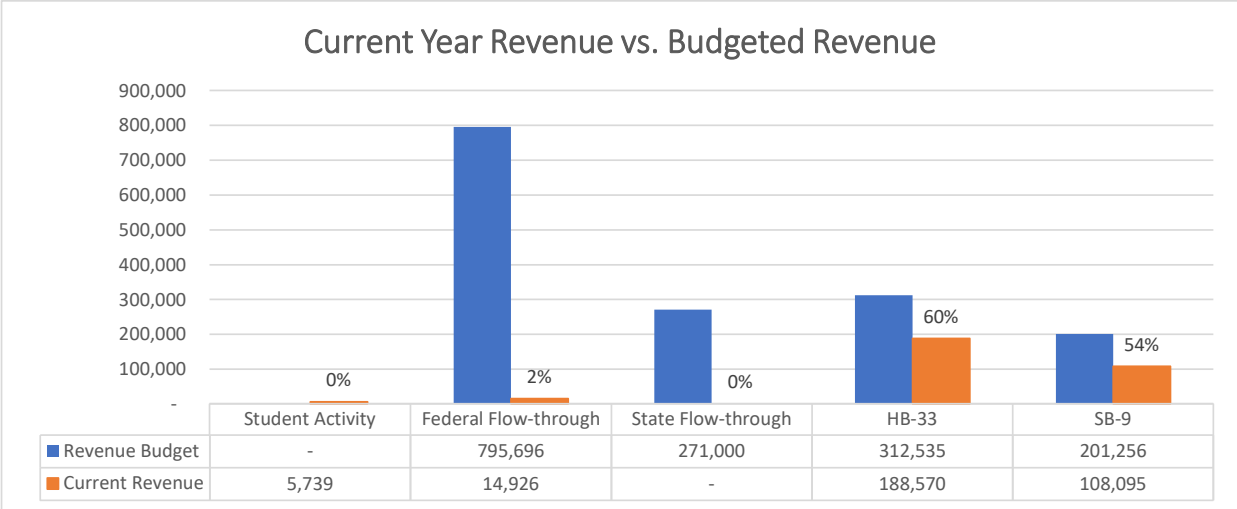
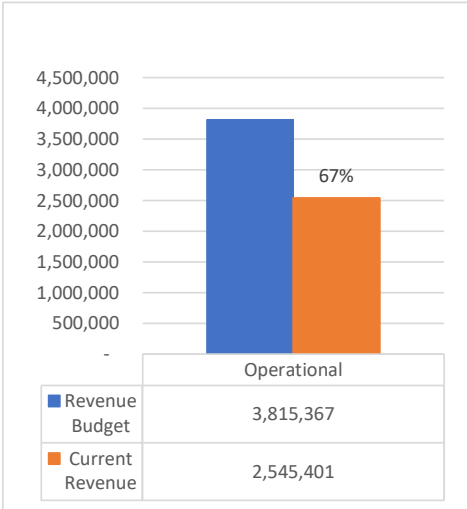
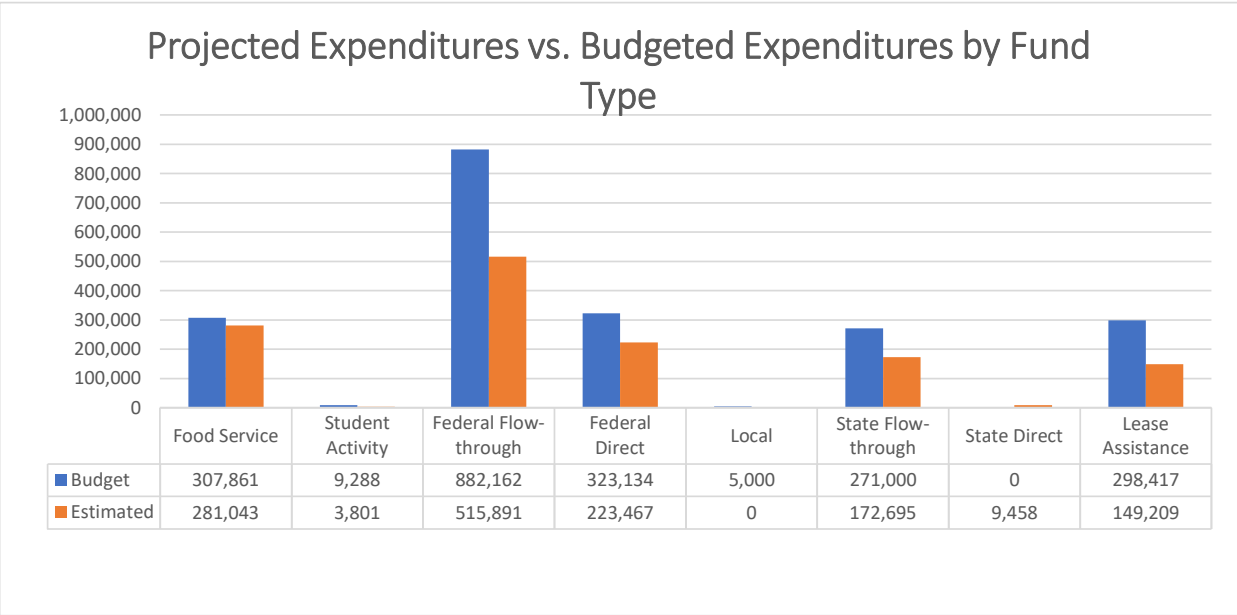
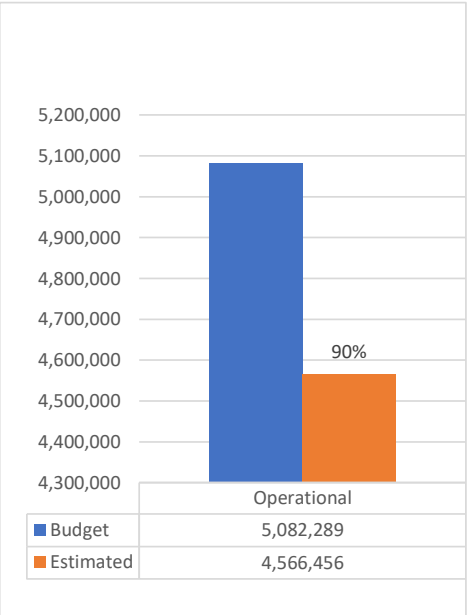
Includes checks for only Bank Account 130MAIN

The preceding Checks have been issued in accordance with the District's Policy and authorization of the Board of Trustees. It is recommended that the preceding Checks be approved.

Christine Duncan Heritage Academy

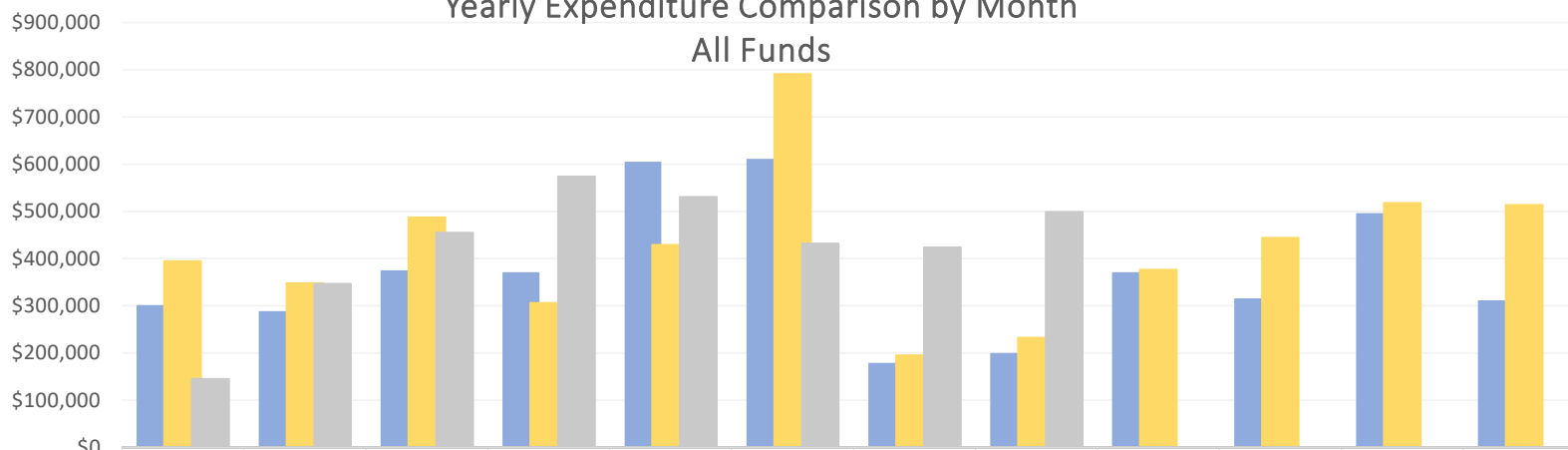
Expenditure Analytical Review

February 28, 2022



Yearly Expenditure Comparison by Month

All Funds

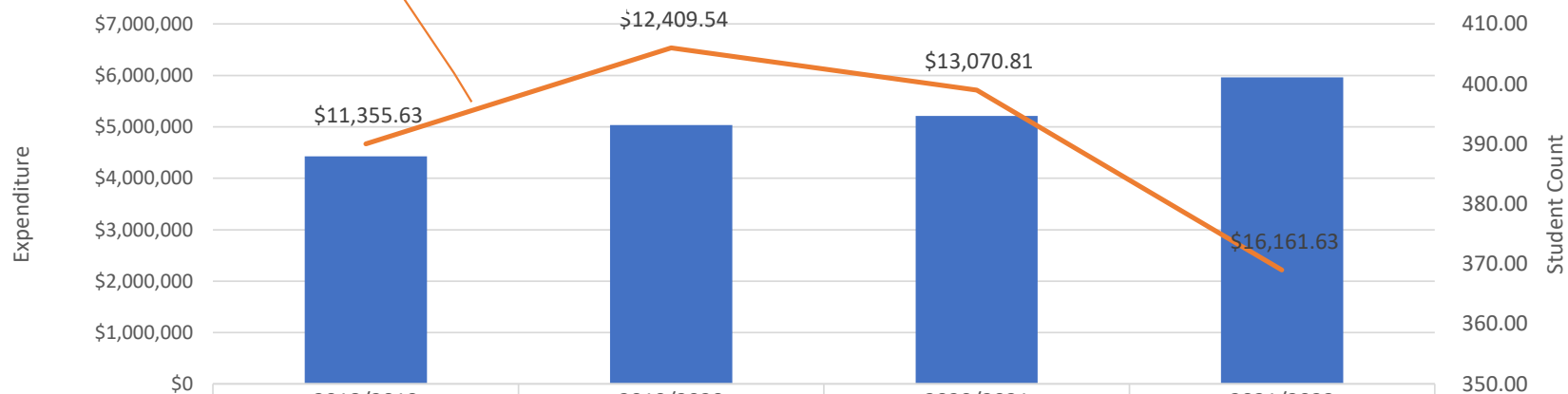


■ 2018/2019	\$301,405	\$288,687	\$375,566	\$371,393	\$605,292	\$611,298	\$178,876	\$200,264	\$371,575	\$315,939	\$496,481	\$311,918
■ 2019/2020	\$394,813	\$348,450	\$487,785	\$306,080	\$429,344	\$791,114	\$195,596	\$232,344	\$376,686	\$444,175	\$517,792	\$514,094
■ 2021/2022	\$145,278	\$346,923	\$454,945	\$574,152	\$531,171	\$432,211	\$423,854	\$499,051				

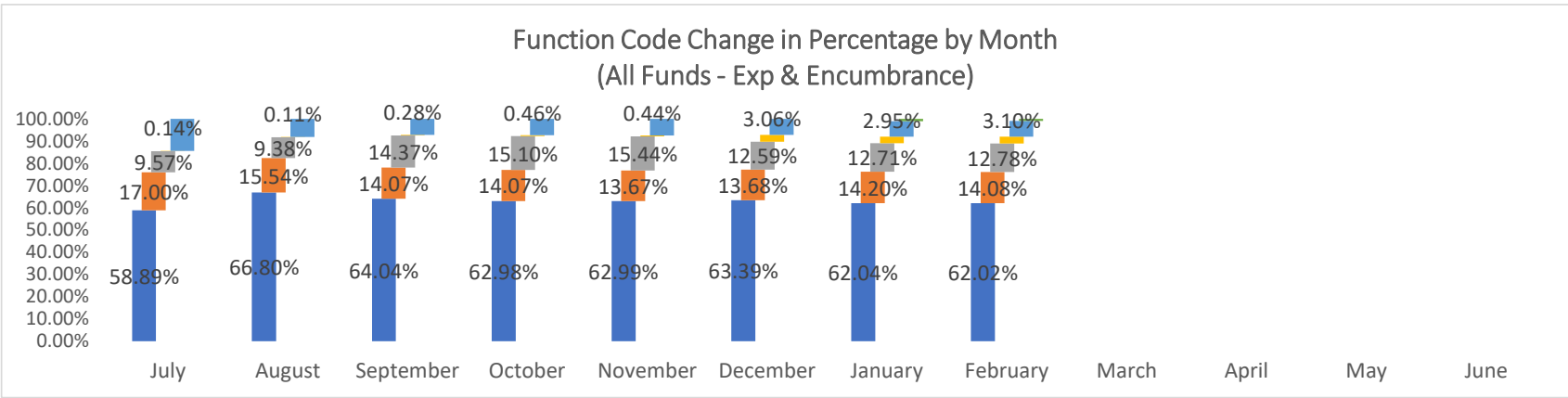
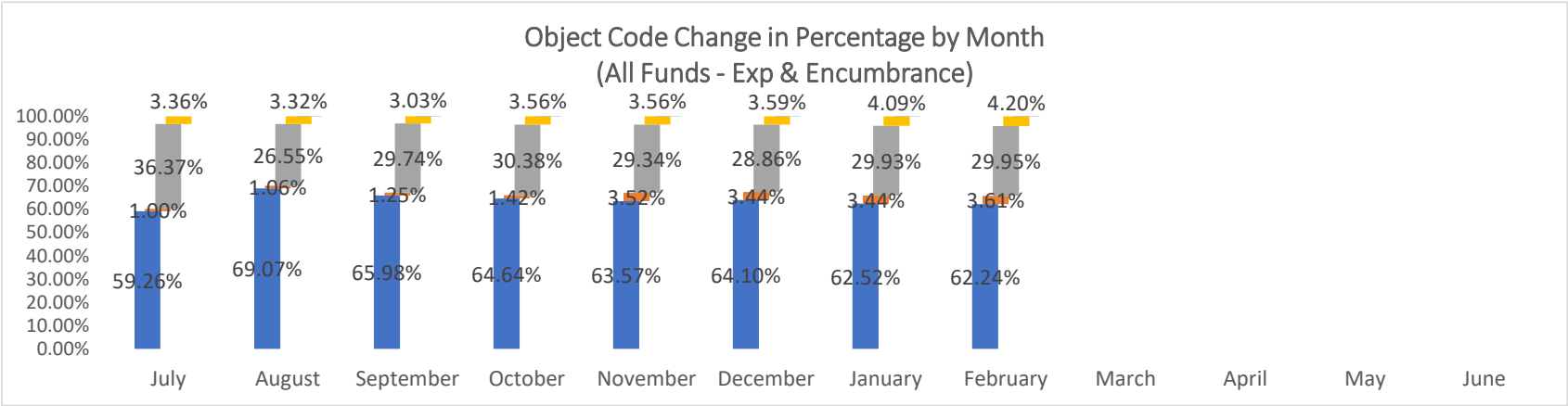
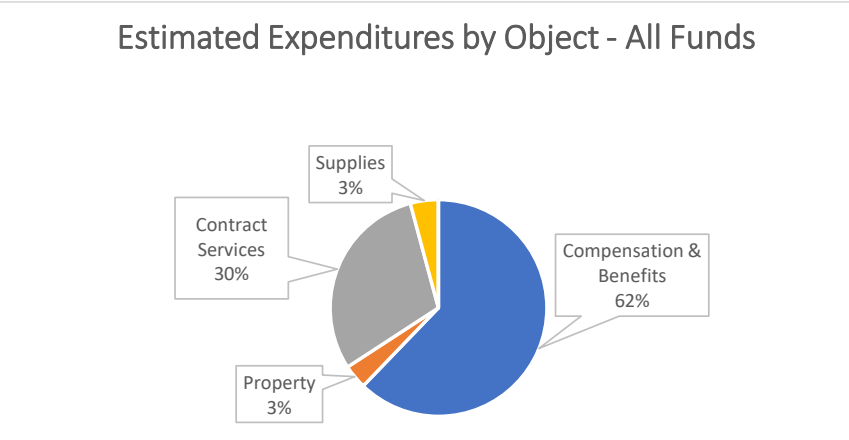
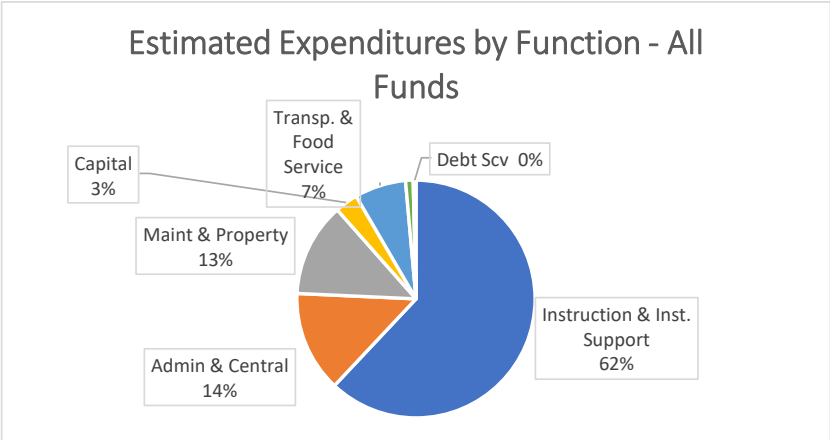
Spending Per Student

All Funds

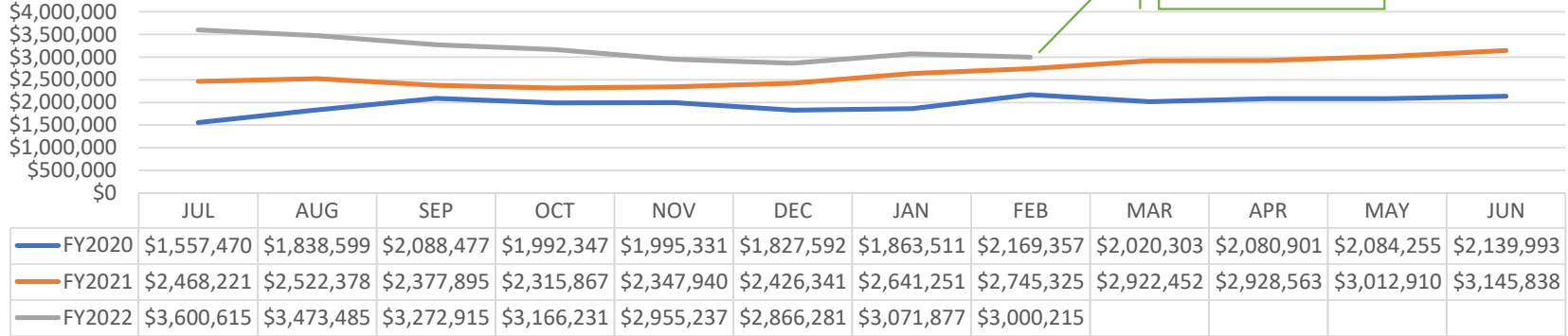
Note: amount per year indicates Spending Per Student



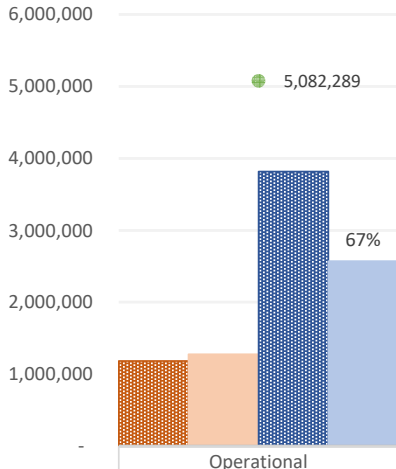
■ Expenditures
— Student Count



Monthly Cash Balance All Funds

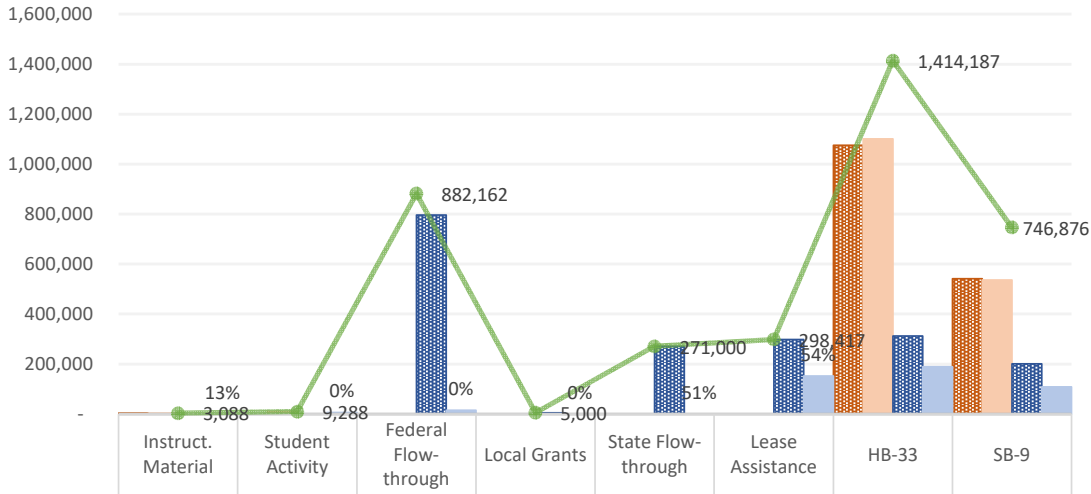


(Operational Fund Only)



FB Budget	1,180,953
FB	1,278,303
Revenue Budget	3,815,367
YTD Revenue	2,570,401
Total Budget	5,082,289

Current Year Revenue vs. Budgeted Revenue & Beg Fund Balance vs. Budgeted Fund Balance



FB Budget	3,088	-	-	-	-	-	1,075,532	541,296
FB	3,088	9,288	-	-	-	-	1,101,652	536,779
Revenue Budget	-	-	795,696	5,000	271,000	298,417	312,535	201,256
Current Revenue	-	5,739	14,926	-	-	151,794	188,570	108,095
Total Budget	3,088	9,288	882,162	5,000	271,000	298,417	1,414,187	746,876

Analyzed Business Checking - PF

Account number: 9790384409 ■ February 1, 2022 - February 28, 2022 ■ Page 1 of 4



CHRISTINE DUNCAN'S HERITAGE ACADEMY
1900 ATRISCO DR NW
ALBUQUERQUE NM 87120-1146

Questions?

Call your Customer Service Officer or Client Services
1-800-AT WELLS (1-800-289-3557)
5:00 AM TO 6:00 PM Pacific Time Monday - Friday

Online: wellsfargo.com

Write: Wells Fargo Bank, N.A. (585)
P.O. Box 6995
Portland, OR 97228-6995

Account summary

Analyzed Business Checking - PF

<i>Account number</i>	<i>Beginning balance</i>	<i>Total credits</i>	<i>Total debits</i>	<i>Ending balance</i>
9790384409	\$3,128,667.43	\$489,615.17	-\$523,062.63	\$3,095,219.97

Credits

Deposits

<i>Effective date</i>	<i>Posted date</i>	<i>Amount</i>	<i>Transaction detail</i>
02/01	02/02	678.54	Reversal of Check Posted 2-01-22 Reposted 2-02-22 as Serial 0000013284 Our Ref: 2-01-22 00000000
		\$678.54	Total deposits

Electronic deposits/bank credits

<i>Effective date</i>	<i>Posted date</i>	<i>Amount</i>	<i>Transaction detail</i>
	02/01	5,118.00	Post Verify Deposit
	02/01	288.00	State of NEW Mex Vndr Pymt Nmap0001294600 USDA December 2021 USDA December 2021
	02/03	18,141.76	State of NEW Mex Vndr Pymt Nmap0001299569 USDA December 2021 Sso USDA December 2021 Sso
	02/07	1,403.31	Cstar Adj Ref # A-2020716296AZ
	02/11	319,498.39	APS Payments Christine Dncn Christine Duncan Ha Cs
	02/16	617.10	Post Verify Deposit
	02/17	106.75	Sandoval County ACH Paymen 616462 January 2022 Distribution Hb-33
	02/18	54.37	Sandoval County ACH Paymen 617130 January 2022 Distribution Sb-9
	02/22	125,958.23	Bernalillo Count Distr_Pymt Christine Duncans Heri
	02/25	6,910.82	State of NEW Mex Vndr Pymt Nmap0001315982 CD.Rfr.2021.12 Gearup-CD.Rfr.2021.12

Electronic deposits/bank credits (continued)

<i>Effective date</i>	<i>Posted date</i>	<i>Amount</i>	<i>Transaction detail</i>
	02/28	6,152.86	Post Verify Deposit
	02/28	4,687.04	State of NEW Mex Vndr Pymt Nmap0001317242 USDA January 2022 Sso USDA January 2022 Sso
		\$488,936.63	Total electronic deposits/bank credits
		\$489,615.17	Total credits

Debits

Electronic debits/bank debits

<i>Effective date</i>	<i>Posted date</i>	<i>Amount</i>	<i>Transaction detail</i>
	02/03	21,471.20	WT Seq170861 State of NEW Mexico /Bnf=Nmpsia Srf# 2022 01 Nmpsia Trn#220203170861 Rfb# 72
	02/03	78,330.63	ACH Prep Origintn - Christine Duncan - File 7878782339 Coid 1205009183
	02/04	6,163.78	WT Seq142066 State of NEW Mexico /Bnf=NM Rehtiree Healthcare Srf# 2022 01 Rhc Trn#220204142066 Rfb# 73
	02/04	22,004.67	< Business to Business ACH Debit - IRS Usatxpymt 020422 270243572237849 Christine Duncans Heri
	02/07	52,424.90	< Business to Business ACH Debit - Nmerb Web Pay 220204 02353 Christine Duncan Herit
	02/07	5,612.18	< Business to Business ACH Debit - Tax_Rev_Wwt_Ecks Trd Pmnt 220204 1304461056 Christine Duncan Herit
	02/07	285.48	< Business to Business ACH Debit - AFLAC Insurance 020322 L7U96989317 Christine Duncans
	02/11	229.55	Client Analysis Svc Chrg 220210 Svc Chge 0122 000009790384409
	02/17	81,912.92	ACH Prep Origintn - Christine Duncan - File 7878782339 Coid 1205009183
	02/18	25,036.62	< Business to Business ACH Debit - IRS Usatxpymt 021822 270244982689281 Christine Duncans Heri
	02/28	6,965.87	WT Seq243915 State of NEW Mexico /Bnf=NM Rehtiree Healthcare Srf# 2022 02 Rhc Trn#220225243915 Rfb# 74
	02/28	59,197.01	< Business to Business ACH Debit - Nmerb Web Pay 220225 02353 Christine Duncan Herit
		\$359,634.81	Total electronic debits/bank debits

< *Business to Business ACH: If this is a business account, this transaction has a return time frame of one business day from post date. This time frame does not apply to consumer accounts.*

Checks paid

<i>Number</i>	<i>Amount</i>	<i>Date</i>	<i>Number</i>	<i>Amount</i>	<i>Date</i>	<i>Number</i>	<i>Amount</i>	<i>Date</i>
13284	678.54	02/02	13315*	800.00	02/07	13326*	219.22	02/10
13300*	30,046.85	02/01	13316	2,193.75	02/07	13328*	200.00	02/15
13305*	853.18	02/15	13317	44.60	02/08	13331*	15,004.03	02/18
13307*	707.81	02/14	13318	938.10	02/22	13332	18.21	02/11
13308	79.98	02/22	13319	450.00	02/10	13334*	14,272.46	02/18
13309	560.96	02/02	13320	3,425.00	02/10	13336*	784.33	02/11
13310	168.55	02/03	13321	3,236.25	02/08	13337	611.13	02/23
13311	34.50	02/03	13322	5,103.56	02/08	13338	784.88	02/17
13312	112.19	02/07	13323	35,000.00	02/09	13339	3,640.78	02/14
13313	3,575.53	02/02	13324	514.58	02/09	13340	112.19	02/16

Checks paid (continued)

<i>Number</i>	<i>Amount</i>	<i>Date</i>	<i>Number</i>	<i>Amount</i>	<i>Date</i>	<i>Number</i>	<i>Amount</i>	<i>Date</i>
13341	3,875.36	02/10	13349	440.95	02/24	13359	96.78	02/23
13342	1,200.00	02/17	13350	162.50	02/23	13361*	219.22	02/28
13343	15,000.00	02/18	13352*	87.03	02/23	13362	1,325.64	02/28
13344	39.94	02/14	13353	60.00	02/25	13370*	618.59	02/28
13345	259.97	02/22	13354	84.42	02/22	13373*	3,919.97	02/28
13346	367.94	02/15	13355	197.42	02/28	13375*	703.64	02/28
13347	2,250.00	02/22	13356	113.54	02/22	13376	4,170.37	02/28
13348	2,646.98	02/28	13358*	737.86	02/22	133284*	678.54	02/01
\$163,427.82			Total checks paid					

* Gap in check sequence.

 \$523,062.63 Total debits

Daily ledger balance summary

<i>Date</i>	<i>Balance</i>	<i>Date</i>	<i>Balance</i>	<i>Date</i>	<i>Balance</i>
01/31	3,128,667.43	02/09	2,885,255.80	02/18	3,037,397.99
02/01	3,103,348.04	02/10	2,877,286.22	02/22	3,158,892.35
02/02	3,099,211.55	02/11	3,195,752.52	02/23	3,157,934.91
02/03	3,017,348.43	02/14	3,191,363.99	02/24	3,157,493.96
02/04	2,989,179.98	02/15	3,189,942.87	02/25	3,164,344.78
02/07	2,929,154.79	02/16	3,190,447.78	02/28	3,095,219.97
02/08	2,920,770.38	02/17	3,106,656.73		
Average daily ledger balance		\$3,081,348.27			

Addendum to Wells Fargo Commercial Account Agreement

Effective March 18, 2022, Wells Fargo is updating the descriptions of its procedures in Wells Fargo's Commercial Account Agreement (and the other agreements governing your commercial deposit account) for determining your account's available balance, posting transactions to your account, and overdrawing your account. In the event of a conflict between this update and any other agreements governing your deposit account, this update will control. Except as expressly modified by this Addendum, these agreements remain in full force and effect. In the Wells Fargo Commercial Account Agreement, delete the provision titled "Available balance, posting order, and overdrafts" (and similar provisions in other agreements governing your Wells Fargo commercial deposit account) and replace them with the following:

Available balance, posting order, and overdrafts

How do we determine your account's available balance?

Your account's available balance is our most current record of the amount of money in your account available for your use or withdrawal. We use the available balance to process your transactions during the day (e.g., wire transfers and other electronic transactions). We also use the available balance when we process your transactions during our nightly processing. We calculate your available balance as follows:

- We start with the ending daily account balance from our prior business day nightly processing that includes all transactions deposited to or paid from your account.
- We subtract from this balance any holds placed on a deposit to your account and any holds placed due to legal process.
- We add pending deposits that are immediately available for your use (including cash deposits, electronic deposits, and the portion of a paper check deposit we make available; see "Funds availability policy" section for details).

- We subtract pending withdrawals we have either received (such as wire transfers and other electronic transactions) or are known to us (such as your checks we receive for payment from your account) but have not processed.

How do we post transactions to your account?

We post transactions each business day (Monday through Friday except federal holidays) during our nightly processing. Once we process a transaction, we post the results to your account. There are three key steps to this process. The most common types of transactions are processed as described below.

1. We determine the available balance in your account (as described above) that we can use to pay your transactions.

2. We sort your transactions into three categories: deposits, "must-pay" transactions, and checks and certain ACH payments.

- Deposits. We credit your account for deposits, including cash and check deposits and incoming electronic transfers, received before the cutoff time at the location the deposit or transfer was made.

- "Must-pay" transactions. A "must-pay" transaction is a withdrawal/payment we have previously authorized and cannot return unpaid, such as account transfers, and teller-cashed checks. If we receive more than one of these transactions for payment from your account, we will generally sort and pay them based on the date and time we received them. Multiple transactions that have the same time will be sorted and paid from lowest to highest dollar amount.

- Checks and certain ACH payments. Finally, we use your remaining funds to pay your checks and preauthorized ACH payments (such as bills you pay by authorizing a third party to withdraw funds directly from your account). If there is more than one of these types of transactions, they will be sorted by the date and time we received them. Multiple transactions that have the same time will be sorted and paid from lowest to highest dollar amount.

3. If the available balance in your account is not enough to pay all of your transactions, we will decide whether to pay your transaction and overdraw your account or return your transaction unpaid.

- Important Note: When we receive multiple transactions on the same day and the available balance in your account is not enough to pay all the transactions, we reserve the right to choose the order in which we pay the transactions, including paying the highest dollar amount first or in any other order we determine in our sole discretion.

How do we handle overdrafts?

At our discretion, we are permitted to pay items into overdraft rather than returning them unpaid. You agree to pay the applicable fee associated with an overdraft or returned item. Any overdraft on your account is immediately due and payable, unless we agree otherwise in writing. You agree to reimburse us for any attorneys' fees and other costs and expenses we incur in recovering the overdraft (including overdraft and associated fees). When we post items in the order of highest to lowest dollar amount, the overdraft and returned item fees may be more than these fees would be if we were to post the items in the order of lowest to highest dollar amount.

Statement Date 02/28/2022

Cash Object 11010

Status Posted

Journal Entry # CA22-00016

Bank Statement Ending Balance	3,095,219.97	Service Charge	229.55
Less: Uncleared Payments	97,223.23	Interest Earned	0.00
Add: Uncleared Deposits	0.00		
Add: Uncleared Other	0.00	Cleared Payments	522,154.54
Adjusted Bank Balance	2,997,996.74	Cleared Deposits	487,533.32
System Cash Balance	2,997,996.74	Cleared Other	1,173.76
Add: Unposted Charges and Interest	0.00		
Revised System Cash Balance	2,997,996.74	Submitted By	JPINEDA, 03/07/2022
Difference	0.00	Posted By	BRUNYAN, 03/09/2022

Uncleared Payments

Issued	Check #	Check Amount	Pay To Name	Vendor ID	Emp ID	Bank Acct
08/26/21	12958(*)		Metropolitan Life Insurance	901002		130MAIN
08/26/21	Batch 08/26/2021	5.00				130MAIN
09/21/21	13024(*)		NM Gas Company	000558		130MAIN
10/01/21	13057	43.80	Albuquerque Publishing Company	000024		130MAIN
11/13/21	13161	46.11	Susana Corpus		000238	130MAIN
11/19/21	13167(*)		Alpine Protection LLC	010013		130MAIN
12/23/21	13252	219.22	NM Child Supp Enforc Agency	901001		130MAIN
01/04/22	13259	6,637.01	Charter School Nursing Service	000251		130MAIN
01/05/22	13264	28.42	Pre-Paid Legal Services, Inc.	901000		130MAIN
01/05/22	13265	9.48	Pre-Paid Legal Services, Inc.	901000		130MAIN
01/07/22	13273	771.45	Elsa Aguirre		000247	130MAIN
01/13/22	13283(*)		Elsa Aguirre	ELSA A		130MAIN
01/20/22	13299	280.48	Amaro's Carpet Cleaning	010114		130MAIN
02/07/22	13330	160.00	Viscoli, April	010046		130MAIN
02/09/22	13333	560.96	Amaro's Carpet Cleaning	010114		130MAIN
02/09/22	13335	6,800.17	Charter School Nursing Service	000251		130MAIN
02/14/22	13357	1,000.00	New Mexico Association for Bilingual Educ	000191		130MAIN
02/15/22	13351	1,680.55	Ephesus Office Technologies	000209		130MAIN
02/24/22	13363	707.81	Accountability and Compliance Resources LI	000461		130MAIN
02/24/22	13364	21,845.78	Alpine Protection LLC	010013		130MAIN
02/24/22	13365	560.96	Amaro's Carpet Cleaning	010114		130MAIN
02/24/22	13366	40,405.17	Association of Charter School Education Ser	000635		130MAIN
02/24/22	13367	960.25	Bulk Bookstore	BULBOO		130MAIN
02/24/22	13368	352.86	Comcast	000208		130MAIN
02/24/22	13369	44.00	Concepcion Beltran	CONBEL		130MAIN
02/24/22	13371	74.98	Elsa Aguirre	ELSA A		130MAIN

Selection Grouped by Org, Cash Object, Statement Date - Sorted by Item date, Item #, (Org = 130, Cash Object IN ('11010'), Bank Statement Date = 2/28/2022, Uncleared Only? = No)



Statement Date 02/28/2022

Cash Object 11010

Status Posted

Journal Entry # CA22-00016

Uncleared Payments (continued)

Issued	Check #	Check Amount	Pay To Name	Vendor ID	Emp ID	Bank Acct
02/24/22	13372	2,589.00	Houghton Mifflin Harcourt	000288		130MAIN
02/24/22	13374	110.18	Melissa Maestas	010136		130MAIN
02/24/22	13377	646.93	Rising Sun Technologies	010179		130MAIN
02/24/22	13378	9,562.94	School Equipment, Inc.	010115		130MAIN
02/24/22	13379	402.18	School Nurse Supply, Inc.	000441		130MAIN
02/24/22	13380	194.16	Summit Fire & Security	000562		130MAIN
02/25/22	13381	200.00	Metropolitan Life Insurance	901002		130MAIN
02/25/22	13382	285.48	American Family Life	901012		130MAIN
02/25/22	13383	37.90	Pre-Paid Legal Services, Inc.	901000		130MAIN
		97,223.23	(* Canceled Payments	389.20		

Cleared Payments

Issued	Check #	Check Amount	Cleared Amount	Difference	Cleared	Pay To Name	Vendor ID	Emp ID	Bank Acct
01/13/22	13284	678.54	678.54		02/28/22	Ephesus Office Technologies	000209		130MAIN
01/20/22	13300	30,046.85	30,046.85		02/28/22	Association of Charter School Education Ser	000635		130MAIN
01/20/22	13305	853.18	853.18		02/28/22	Quill Corporation	000214		130MAIN
01/28/22	13307	707.81	707.81		02/28/22	Accountability and Compliance Resources LI	000461		130MAIN
01/28/22	13308	79.98	79.98		02/28/22	Alpine Protection LLC	010013		130MAIN
01/28/22	13309	560.96	560.96		02/28/22	Amaro's Carpet Cleaning	010114		130MAIN
01/28/22	13310	168.55	168.55		02/28/22	Crystal Springs	010183		130MAIN
01/28/22	13311	34.50	34.50		02/28/22	Crystal Springs	010183		130MAIN
01/28/22	13312	112.19	112.19		02/28/22	Orkin Pest Control	000697		130MAIN
01/28/22	13313	3,575.53	3,575.53		02/28/22	PNM	000178		130MAIN
02/01/22	13315	800.00	800.00		02/28/22	Brady Industries, LLC	000620		130MAIN
02/01/22	13316	2,193.75	2,193.75		02/28/22	Cooperative Educational Services	000070		130MAIN
02/01/22	13317	44.60	44.60		02/28/22	Crystal Springs	010183		130MAIN
02/01/22	13318	938.10	938.10		02/28/22	De Lage Landen Financial Services	000411		130MAIN
02/01/22	13319	450.00	450.00		02/28/22	Dual Language Education of NM	000039		130MAIN
02/01/22	13320	3,425.00	3,425.00		02/28/22	Dual Language Education of NM	000156		130MAIN
02/01/22	13321	3,236.25	3,236.25		02/28/22	InAccord PC	010081		130MAIN
02/01/22	13322	5,103.56	5,103.56		02/28/22	Rising Sun Technologies	010179		130MAIN
02/01/22	13323	35,000.00	35,000.00		02/28/22	Saylor Family Trust, LLC	000555		130MAIN
02/01/22	13324	514.58	514.58		02/28/22	Saylor Family Trust, LLC	000555		130MAIN
02/03/22	13327	285.48	285.48		02/28/22	American Family Life	901012		130MAIN
02/03/22	13328	200.00	200.00		02/28/22	Metropolitan Life Insurance	901002		130MAIN
02/03/22	Batch 02/03/2022	21,471.20	21,471.20		02/28/22				130MAIN

Selection Grouped by Org, Cash Object, Statement Date - Sorted by Item date, Item #, (Org = 130, Cash Object IN ('11010'), Bank Statement Date = 2/28/2022, Uncleared Only? = No)



Statement Date 02/28/2022

Cash Object 11010

Status Posted

Journal Entry # CA22-00016

Cleared Payments (continued)

Issued	Check #	Check Amount	Cleared Amount	Difference	Cleared	Pay To Name	Vendor ID	Emp ID	Bank Acct
02/04/22	13325	22,004.67	22,004.67		02/28/22	EFTPS	900004		130MAIN
02/04/22	13326	219.22	219.22		02/28/22	NM Child Supp Enforc Agency	901001		130MAIN
02/04/22	Batch 02/04/2022	142,531.49	142,531.49		02/28/22				130MAIN
02/07/22	13331	15,004.03	15,004.03		02/28/22	Association of Charter School Education Ser	000635		130MAIN
02/09/22	13332	18.21	18.21		02/28/22	ABCWUA	000221		130MAIN
02/09/22	13334	14,272.46	14,272.46		02/28/22	Association of Charter School Education Ser	000635		130MAIN
02/09/22	13336	784.33	784.33		02/28/22	Crystal Springs	010183		130MAIN
02/09/22	13337	611.13	611.13		02/28/22	Ephesus Office Technologies	000209		130MAIN
02/09/22	13338	784.88	784.88		02/28/22	Houghton Mifflin Harcourt	000288		130MAIN
02/09/22	13339	3,640.78	3,640.78		02/28/22	Moss Adams LLP	901011		130MAIN
02/09/22	13340	112.19	112.19		02/28/22	Orkin Pest Control	000697		130MAIN
02/09/22	13341	3,875.36	3,875.36		02/28/22	Sandia Office Supply	000500		130MAIN
02/09/22	13342	1,200.00	1,200.00		02/28/22	Savvas Learning Company, LLC	010180		130MAIN
02/09/22	13343	15,000.00	15,000.00		02/28/22	Sundance Educational Consulting Inc.	000095		130MAIN
02/09/22	13344	39.94	39.94		02/28/22	Theresa Bustos	010132		130MAIN
02/09/22	13345	259.97	259.97		02/28/22	Verizon Wireless	000206		130MAIN
02/09/22	13346	367.94	367.94		02/28/22	Western State Fire Protection Co.	000577		130MAIN
02/15/22	13347	2,250.00	2,250.00		02/28/22	Association of Charter School Education Ser	000635		130MAIN
02/15/22	13348	2,646.98	2,646.98		02/28/22	Bilingual Multicultural Services Inc	000241		130MAIN
02/15/22	13349	440.95	440.95		02/28/22	Cooperative Educational Services	000070		130MAIN
02/15/22	13350	162.50	162.50		02/28/22	Crystal Springs	010183		130MAIN
02/15/22	13352	87.03	87.03		02/28/22	Fiber Platform, LLC	UPN		130MAIN
02/15/22	13353	60.00	60.00		02/28/22	Jesus A Moncada	000111		130MAIN
02/15/22	13354	84.42	84.42		02/28/22	Luz Adriana Arias	010160		130MAIN
02/15/22	13355	197.42	197.42		02/28/22	Pitney Bowes Purchase Power	000760		130MAIN
02/15/22	13356	113.54	113.54		02/28/22	Veronica Vigil	010191		130MAIN
02/18/22	13358	737.86	737.86		02/28/22	Sandra Martinez		000143	130MAIN
02/18/22	13359	96.78	96.78		02/28/22	Nora Padilla		000254	130MAIN
02/18/22	13360	25,036.62	25,036.62		02/28/22	EFTPS	900004		130MAIN
02/18/22	13361	219.22	219.22		02/28/22	NM Child Supp Enforc Agency	901001		130MAIN
02/18/22	Batch 02/18/2022	81,912.92	81,912.92		02/28/22				130MAIN
02/24/22	13362	1,325.64	1,325.64		02/28/22	ABCWUA	000221		130MAIN
02/24/22	13370	618.59	618.59		02/28/22	Crystal Springs	010183		130MAIN
02/24/22	13373	3,919.97	3,919.97		02/28/22	Lakeshore Learning Materials	000533		130MAIN
02/24/22	13375	703.64	703.64		02/28/22	NM Gas Company	000558		130MAIN

Selection Grouped by Org, Cash Object, Statement Date - Sorted by Item date, Item #, (Org = 130, Cash Object IN ('11010'), Bank Statement Date = 2/28/2022, Uncleared Only? = No)



Statement Date 02/28/2022

Cash Object 11010

Status Posted

Journal Entry # CA22-00016

Cleared Payments (continued)

Issued	Check #	Check Amount	Cleared Amount	Difference	Cleared	Pay To Name	Vendor ID	Emp ID	Bank Acct
02/24/22	13376	4,170.37	4,170.37		02/28/22	PNM	000178		130MAIN
02/25/22	Batch 02/25/2022	66,162.88	66,162.88		02/28/22				130MAIN
		522,154.54	522,154.54			(*) Cancelled Payments			389.20

Cleared Deposits

Deposited	Deposit #	Deposit Amount	Cleared Amount	Difference	Cleared	Bank Acct
02/01/22	Batch 02/01/2022	5,406.00	5,406.00		02/28/22	130MAIN
02/03/22	Batch 02/03/2022	18,141.76	18,141.76		02/28/22	130MAIN
02/11/22	Batch 02/11/2022	319,498.39	319,498.39		02/28/22	130MAIN
02/16/22	Batch 02/16/2022	617.10	617.10		02/28/22	130MAIN
02/17/22	Batch 02/17/2022	106.75	106.75		02/28/22	130MAIN
02/18/22	Batch 02/18/2022	54.37	54.37		02/28/22	130MAIN
02/22/22	Batch 02/22/2022	125,958.23	125,958.23		02/28/22	130MAIN
02/25/22	Batch 02/25/2022	6,910.82	6,910.82		02/28/22	130MAIN
02/28/22	Batch 02/28/2022	10,839.90	10,839.90		02/28/22	130MAIN
		487,533.32	487,533.32			

Cleared Other

Effective	JE #	Amount	Cleared Amount	Difference	Cleared	JE Comment	Bank Acct
02/07/22	CA22-00015	1,403.31	1,403.31		02/28/22		
02/28/22	CA22-00016	229.55-	229.55-		03/09/22		
		1,173.76	1,173.76				

As of 02/28/2022		Fiscal Year 2021/22 Actuals			
Resource	Beginning Balance	Revenue Activity	Expense Activity	Net Activity	Resulting Balance
Fund 11000 - Operational Fund	1,278,303.42	2,570,400.81	2,609,797.38	39,396.57-	1,238,906.85
Fund 14000 - Inst. Materials Fund	3,088.37	.00	.00	.00	3,088.37
Fund 21000 - Food Services Fund	100,547.14	285,932.13	184,739.31	101,192.82	201,739.96
Fund 23000 - Non-Instruct. Fund	75.60	1,278.08	.00	1,278.08	1,353.68
Fund 23001 - Athletic	.00	2,666.90	.00	2,666.90	2,666.90
Fund 23003 - Chess Club	39.71	.00	.00	.00	39.71
Fund 23004 - Student Council	2,962.08	.00	.00	.00	2,962.08
Fund 23005 - Yearbook	2,109.50	20.00	.00	20.00	2,129.50
Fund 23006 - Cheer	140.02	.00	.00	.00	140.02
Fund 23007 - Sunshine	181.43	418.44	.00	418.44	599.87
Fund 23010 - Admin Discretionary Account	882.02	1,982.10	1,179.58	802.52	1,684.54
Fund 23102 - General Activities	2,897.49	.00	.00	.00	2,897.49
Fund 24101 - Title I - IASA	52,876.58-	52,876.58	113,634.02	60,757.44-	113,634.02-
Fund 24106 - IDEA-B Entitlement	61,522.49-	61,522.49	57,679.03	3,843.46	57,679.03-
Fund 24118 - Fresh Fruit & Vegetables	7,686.63-	.00	.00	.00	7,686.63-
Fund 24146 - Charter Schools	134,065.89-	134,065.89	.00	134,065.89	.00
Fund 24153 - English Language Acquisition	229.00	.00	237.00	237.00-	8.00-
Fund 24154 - Teach./Princp. Train & Recruit	16,159.00-	16,449.00	8,410.00	8,039.00	8,120.00-
Fund 24301 - CARES Act	31,791.99-	31,791.99	.00	31,791.99	.00
Fund 24305 - GEERF	700.00-	700.00	.00	700.00	.00
Fund 24307 - CARES Act SEL	6,844.85-	6,844.85	.00	6,844.85	.00
Fund 24308 - CRRSA, ESSER II	.00	8,647.86	87,223.55	78,575.69-	78,575.69-
Fund 24312 - CRRSA Retention Stipends	.00	1,800.00	1,800.00	.00	.00
Fund 24316 - Air Quality Relief Fund	.00	4,188.00	4,259.00	71.00-	71.00-
Fund 25153 - Title XIX MEDICAID 3/21 Years					

Selection Grouped by Fund - Sorted by Resource, (Org = 130, As of Date = 2/28/2022, Actuals = Y, Enc = N, SACS Fund = N, SACS Rsrc = N, SACS = N, Restricted Accts = Y)

SCHOOLABILITY

Page 1 of 2

As of 02/28/2022		Fiscal Year 2021/22 Actuals			
Resource	Beginning Balance	Revenue Activity	Expense Activity	Net Activity	Resulting Balance
Fund 25153 - Title XIX MEDICAID 3/21 Years	39,431.00	20,321.84	51,654.59	31,332.75-	8,098.25
Fund 25171 - Child & Adult Food Program	64,519.94	.00	100,762.30	100,762.30-	36,242.36-
Fund 25205 - Gear Up New Mexico Initiative	51,951.92-	59,668.45	27,485.30	32,183.15	19,768.77-
Fund 26177 - Elementry & Mid Sch Initiative	2,320.34-	2,260.00	.00	2,260.00	60.34-
Fund 27109 - Instructional Materials- GAA	3,500.58	.00	.00	.00	3,500.58
Fund 27149 - PreK Initiative	85,038.20-	85,038.20	88,498.64	3,460.44-	88,498.64-
Fund 27183 - NM Grown FVV	1,318.50-	1,318.50	.00	1,318.50	.00
Fund 28211 - NM Schools Covid Testing	.00	24,000.00	832.11	23,167.89	23,167.89
Fund 31200 - Public School Capital Outlay	151,793.50-	151,793.50	35,000.00	116,793.50	35,000.00-
Fund 31600 - Capital Improv. HB 33	1,101,652.27	196,502.04	1,965.01	194,537.03	1,296,189.30
Fund 31700 - Capital Improv. SB9	8,841.17-	8,841.17	25,681.08	16,839.91-	25,681.08-
Fund 31701 - Capital Improv. SB9 Local	535,766.40	100,836.61	6,746.17	94,090.44	629,856.84
Fund 31703 - SB9 State Match Cash	9,854.00	11,226.00	.00	11,226.00	21,080.00
Total for Org	2,533,268.91	3,843,391.43	3,407,584.07	435,807.36	2,969,076.27

Balances through 02/28/2022						Fiscal Year 2021/22
Funds- Func- Obj ct - Pr gm- Locat n- JbCl - Opt nl	Description	Adopted Budget	Revised Budget	Encumbered	Expenditure	Account Balance
Funds 11000 - Operational, Func 0000 - NoFunctionCode						
11000- 0000- 53711- 1010- 001118- 0000- 00000	Other Charges			56,639.16	5,750.49	62,389.65-
Total for Func 0000 and Expense accounts		.00	.00	56,639.16	5,750.49	62,389.65-
Funds 11000 - Operational, Func 1000 - Instruction						
11000- 1000- 51100- 0000- 001118- 1611- 00000	SalariesExpense,SubsSickL		31,724.00	10,000.12	19,984.62	1,739.26
11000- 1000- 51100- 1010- 001118- 1411- 00000	SalariesExpense,Teachers	525,331.00	525,331.00	260,285.41	273,369.32	8,323.73-
11000- 1000- 51100- 1010- 001118- 1413- 00000	SalariesExpense,TeachersE	104,169.00	104,683.00	20,911.02	26,411.29	57,360.69
11000- 1000- 51100- 1010- 001118- 1711- 00000	SalariesExpense,InstAsst1	22,712.00	22,712.00			22,712.00
11000- 1000- 51100- 1010- 001118- 1713- 00000	SalariesExpense,InstAsst-	73,461.00	73,824.00	36,584.21	36,221.08	1,018.71
11000- 1000- 51100- 2000- 001118- 1412- 00000	SalariesExpense,Teachers	226,795.00	284,185.00	115,047.94	131,440.82	37,696.24
11000- 1000- 51100- 2000- 001118- 1712- 00000	SalariesExpense,InstAsstS			6,962.52	3,213.48	10,176.00-
11000- 1000- 51100- 4010- 001118- 1413- 00000	SalariesExpense,TeachersE	93,094.00	93,094.00	46,366.19	46,366.19	361.62
11000- 1000- 51100- 4010- 001118- 1416- 00000	SalariesExpense,TeachersO	321,417.00	405,527.00	232,330.54	214,504.39	41,307.93-
11000- 1000- 51100- 4025- 001118- 1412- 00000	SalariesExpense,Teachers	106,029.00	160,546.00	82,369.75	78,176.11	.14
11000- 1000- 51200- 1010- 001118- 1713- 00000	OvertimeExpense,InstAsst-				166.89	166.89-
11000- 1000- 51200- 2000- 001118- 1712- 00000	OvertimeExpense,InstAsstS				46.78	46.78-
11000- 1000- 51300- 1010- 001118- 1411- 00000	AddtnlCompenstn,Teachers	27,000.00	27,000.00	10,874.85	43,955.20	27,830.05-
11000- 1000- 51300- 1010- 001118- 1621- 00000	AddtnlCompenstn,Sum/After				660.00	660.00-
11000- 1000- 51300- 1010- 001118- 1711- 00000	AddtnlCompenstn,InstAsst1		824.00		2,352.50	1,528.50-
11000- 1000- 51300- 1010- 001118- 1713- 00000	AddtnlCompenstn,InstAsst-		27.00		136.50	109.50-
11000- 1000- 51300- 2000- 001118- 1412- 00000	AddtnlCompenstn,Teachers	4,500.00			90.92	90.92-
11000- 1000- 51300- 4010- 001118- 1411- 00000	AddtnlCompenstn,Teachers	18,000.00	22,961.00	20,156.36	19,706.33	16,901.69-
11000- 1000- 51300- 4010- 001118- 1416- 00000	AddtnlCompenstn,TeachersO	24,000.00	36,663.00	15,749.37	20,973.03	59.40-
11000- 1000- 51300- 4025- 001118- 1412- 00000	AddtnlCompenstn,Teachers				94.12	94.12-
11000- 1000- 51300- 4040- 001118- 0000- 00000	AddtnlCompenstn,NoJobClas		60,000.00			60,000.00
11000- 1000- 51300- 4040- 001118- 1411- 00000	AddtnlCompenstn,Teachers		54,945.00		110,714.67	55,769.67-
11000- 1000- 51300- 4040- 001118- 1711- 00000	AddtnlCompenstn,InstAsst1		25,424.00		25,205.83	218.17
11000- 1000- 51300- 9000- 001118- 1618- 00000	AddtnlCompenstn,Athletics		1,500.00		1,500.00	
11000- 1000- 51300- 9000- 001118- 1621- 00000	AddtnlCompenstn,Sum/After		15,000.00		11,310.00	3,690.00
11000- 1000- 52111- 0000- 001118- 0000- 00000	EducRetirement		3,771.00	1,515.02	2,901.49	645.51-
11000- 1000- 52111- 1010- 001118- 0000- 00000	EducRetirement	113,995.00	113,743.00	49,791.28	54,268.98	9,682.74
11000- 1000- 52111- 2000- 001118- 0000- 00000	EducRetirement	34,999.00	43,054.00	18,484.56	20,420.95	4,148.49
11000- 1000- 52111- 4010- 001118- 0000- 00000	EducRetirement	68,541.00	84,519.00	47,662.17	44,839.60	7,982.77-
11000- 1000- 52111- 4025- 001118- 0000- 00000	EducRetirement	16,064.00	24,281.00	12,479.09	11,815.22	13.31-
11000- 1000- 52111- 4040- 001118- 0000- 00000	EducRetirement		11,874.00		11,765.85	108.15
11000- 1000- 52111- 9000- 001118- 0000- 00000	EducRetirement		3,200.00		1,940.73	1,259.27
11000- 1000- 52112- 0000- 001118- 0000- 00000	ERARetireeHlth		498.00	199.94	382.98	84.92-

Selection Grouped by Account Type, Filtered by User Permissions, (Org = 130, Online/Offline = N, Period = 8, UnPosted JEs? = N, Assets and Liabilities? = N, Restricted Accts? = Y, Funds = 1.8, Objct = 5, Obj Digits = 0, Page Break Lvl =)



Balances through 02/28/2022						Fiscal Year 2021/22
Funds- Func- Obj ct - Pr gm- Locat n- JbCl - Opt nl	Description	Adopted Budget	Revised Budget	Encumbered	Expenditure	Account Balance
Funds 11000 - Operational, Func 1000 - Instruction (continued)						
11000- 1000- 52112- 1010- 001118- 0000- 00000	ERARetireeHlth	15,093.00	15,060.00	6,572.94	7,164.08	1,322.98
11000- 1000- 52112- 2000- 001118- 0000- 00000	ERARetireeHlth	4,628.00	5,684.00	2,440.20	2,695.85	547.95
11000- 1000- 52112- 4010- 001118- 0000- 00000	ERARetireeHlth	9,106.00	11,159.00	6,292.21	5,919.69	1,052.90-
11000- 1000- 52112- 4025- 001118- 0000- 00000	ERARetireeHlth	2,121.00	3,206.00	1,647.36	1,559.73	1.09-
11000- 1000- 52112- 4040- 001118- 0000- 00000	ERARetireeHlth		1,448.00		1,553.13	105.13-
11000- 1000- 52112- 9000- 001118- 0000- 00000	ERARetireeHlth		400.00		256.19	143.81
11000- 1000- 52210- 0000- 001118- 0000- 00000	FICA Payments		1,595.00	619.97	1,239.03	264.00-
11000- 1000- 52210- 1010- 001118- 0000- 00000	FICA Payments	46,767.00	46,767.00	20,346.20	23,664.14	2,756.66
11000- 1000- 52210- 2000- 001118- 0000- 00000	FICA Payments	14,342.00	14,988.00	5,648.23	6,440.63	2,899.14
11000- 1000- 52210- 4010- 001118- 0000- 00000	FICA Payments	28,214.00	34,490.00	19,454.11	18,648.65	3,612.76-
11000- 1000- 52210- 4025- 001118- 0000- 00000	FICA Payments	6,575.00	9,954.00	5,106.92	4,852.75	5.67-
11000- 1000- 52210- 4040- 001118- 0000- 00000	FICA Payments		8,347.00		8,282.00	65.00
11000- 1000- 52210- 9000- 001118- 0000- 00000	FICA Payments				794.27	794.27-
11000- 1000- 52220- 0000- 001118- 0000- 00000	MedicarePaymnts		373.00	144.95	289.77	61.72-
11000- 1000- 52220- 1010- 001118- 0000- 00000	MedicarePaymnts	10,949.00	10,949.00	4,758.22	5,534.34	656.44
11000- 1000- 52220- 2000- 001118- 0000- 00000	MedicarePaymnts	3,356.00	3,506.00	1,321.05	1,506.37	678.58
11000- 1000- 52220- 4010- 001118- 0000- 00000	MedicarePaymnts	6,608.00	8,067.00	4,549.89	4,361.28	844.17-
11000- 1000- 52220- 4025- 001118- 0000- 00000	MedicarePaymnts	1,538.00	2,328.00	1,194.31	1,134.88	1.19-
11000- 1000- 52220- 4040- 001118- 0000- 00000	MedicarePaymnts		1,917.00		1,937.01	20.01-
11000- 1000- 52220- 9000- 001118- 0000- 00000	MedicarePaymnts				185.79	185.79-
11000- 1000- 52311- 0000- 001118- 0000- 00000	Hth&MedPremiums				5,074.24	5,074.24-
11000- 1000- 52311- 1010- 001118- 0000- 00000	Hth&MedPremiums	61,059.00	61,059.00	13,211.52	5,035.78	42,811.70
11000- 1000- 52311- 2000- 001118- 0000- 00000	Hth&MedPremiums	15,842.00	17,773.00		2,171.61	15,601.39
11000- 1000- 52311- 4010- 001118- 0000- 00000	Hth&MedPremiums	44,845.00	45,737.00	27,726.48	21,980.96	3,970.44-
11000- 1000- 52311- 4025- 001118- 0000- 00000	Hth&MedPremiums	9,924.00	9,924.00	4,962.00	6,636.44	1,674.44-
11000- 1000- 52312- 0000- 001118- 0000- 00000	Life		63.00		219.96	156.96-
11000- 1000- 52312- 1010- 001118- 0000- 00000	Life	969.00	1,077.00	473.40	476.98	126.62
11000- 1000- 52312- 2000- 001118- 0000- 00000	Life	228.00	306.00	152.54	131.50	21.96
11000- 1000- 52312- 4010- 001118- 0000- 00000	Life	456.00	624.00	309.24	295.58	19.18
11000- 1000- 52312- 4025- 001118- 0000- 00000	Life	114.00	179.00	94.68	81.53	2.79
11000- 1000- 52313- 0000- 001118- 0000- 00000	Dental		29.00		278.69	249.69-
11000- 1000- 52313- 1010- 001118- 0000- 00000	Dental	3,395.00	3,395.00	1,092.72	1,298.98	1,003.30
11000- 1000- 52313- 2000- 001118- 0000- 00000	Dental	598.00	1,189.00	298.92	340.31	549.77
11000- 1000- 52313- 4010- 001118- 0000- 00000	Dental	1,608.00	25,664.00	1,197.48	1,009.52	23,457.00
11000- 1000- 52313- 4025- 001118- 0000- 00000	Dental	392.00	392.00	195.96	282.27	86.23-
11000- 1000- 52314- 0000- 001118- 0000- 00000	Vision		21.00		113.11	92.11-

Selection Grouped by Account Type, Filtered by User Permissions, (Org = 130, Online/Offline = N, Period = 8, UnPosted JEs? = N, Assets and Liabilities? = N, Restricted Accts? = Y, Funds = 1.8, Objct = 5, Obj Digits = 0, Page Break Lvl =)

Balances through 02/28/2022 **Fiscal Year 2021/22**

Funds- Func- Obj ct - Pr gm- Locat n- Jb Cl - Opt nl	Description	Adopted Budget	Revised Budget	Encumbered	Expenditure	Account Balance
Funds 11000 - Operational, Func 1000 - Instruction (continued)						
11000- 1000- 52314- 1010- 001118- 0000- 00000	Vision	708.00	708.00	163.80	203.38	340.82
11000- 1000- 52314- 2000- 001118- 0000- 00000	Vision	122.00	24,178.00	60.36	68.76	24,048.88
11000- 1000- 52314- 4010- 001118- 0000- 00000	Vision	402.00	402.00	232.32	195.95	26.27-
11000- 1000- 52314- 4025- 001118- 0000- 00000	Vision	76.00	76.00	37.80	34.65	3.55
11000- 1000- 52315- 0000- 001118- 0000- 00000	Disability		25.00		265.91	240.91-
11000- 1000- 52315- 1010- 001118- 0000- 00000	Disability	947.00	947.00	291.30	229.34	426.36
11000- 1000- 52315- 2000- 001118- 0000- 00000	Disability	356.00	356.00	160.32	171.87	23.81
11000- 1000- 52315- 4010- 001118- 0000- 00000	Disability	691.00	691.00	288.72	158.46	243.82
11000- 1000- 52315- 4025- 001118- 0000- 00000	Disability	365.00	365.00	181.74	166.60	16.66
11000- 1000- 52500- 0000- 001118- 0000- 00000	UnemploymntComp		86.00	33.02	52.91	.07
11000- 1000- 52500- 1010- 001118- 0000- 00000	UnemploymntComp	1,530.00	1,530.00	788.15	686.45	55.40
11000- 1000- 52500- 2000- 001118- 0000- 00000	UnemploymntComp	360.00	428.00	199.40	118.13	110.47
11000- 1000- 52500- 4010- 001118- 0000- 00000	UnemploymntComp	720.00	1,175.00	725.64	548.33	98.97-
11000- 1000- 52500- 4025- 001118- 0000- 00000	UnemploymntComp	180.00	314.00	177.56	135.69	.75
11000- 1000- 52500- 4040- 001118- 0000- 00000	UnemploymntComp		95.00		216.14	121.14-
11000- 1000- 52500- 9000- 001118- 0000- 00000	UnemploymntComp				10.49	10.49-
11000- 1000- 52710- 0000- 001118- 0000- 00000	WorkersCompPrem				39.40	39.40-
11000- 1000- 52710- 1010- 001118- 0000- 00000	WorkersCompPrem	11,804.00	12,564.00		12,564.00	
11000- 1000- 52710- 2000- 001118- 0000- 00000	WorkersCompPrem	3,687.00	3,687.00		3,687.00	
11000- 1000- 52710- 4010- 001118- 0000- 00000	WorkersCompPrem	6,741.00	6,741.00		6,741.00	
11000- 1000- 52710- 4025- 001118- 0000- 00000	WorkersCompPrem	1,725.00	1,725.00		1,725.00	
11000- 1000- 52720- 0000- 001118- 0000- 00000	WorkrsCompERFee		10.00	4.60	4.60	.80
11000- 1000- 52720- 1010- 001118- 0000- 00000	WorkrsCompERFee	170.00	170.00	69.00	47.84	53.16
11000- 1000- 52720- 2000- 001118- 0000- 00000	WorkrsCompERFee	40.00	46.00	23.00	16.10	6.90
11000- 1000- 52720- 4010- 001118- 0000- 00000	WorkrsCompERFee	80.00	92.00	49.68	31.74	10.58
11000- 1000- 52720- 4025- 001118- 0000- 00000	WorkrsCompERFee	20.00	26.00	13.80	6.90	5.30
11000- 1000- 53330- 1010- 001118- 0000- 00000	ProfessDevelop	8,100.00	16,340.00	2,432.00	10,390.44	3,517.56
11000- 1000- 53330- 4040- 001118- 0000- 00000	ProfessDevelop		3,339.00	3,338.88		.12
11000- 1000- 53711- 1010- 001118- 0000- 00000	Other Charges	500.00	2,150.00	4,264.18	965.21	3,079.39-
11000- 1000- 53711- 9000- 001118- 0000- 00000	Other Charges			410.00	665.00	1,075.00-
11000- 1000- 55817- 1010- 001118- 0000- 00000	Student Travel	2,000.00	2,000.00			2,000.00
11000- 1000- 55819- 1010- 001118- 0000- 00000	EmpTravTeachers	1,000.00	1,000.00			1,000.00
11000- 1000- 55915- 1010- 001118- 0000- 00000	OthContractSvcs	59,800.00	72,250.00	57,947.50	17,557.50	3,255.00-
11000- 1000- 56112- 1010- 001118- 0000- 00000	Other Textbooks	90,945.00	90,945.00	1,614.00	1,099.36	88,231.64
11000- 1000- 56113- 1010- 001118- 0000- 00000	Software	43,495.00	43,495.00	1,330.00	25,098.05	17,066.95
11000- 1000- 56118- 1010- 001118- 0000- 00000	GenSuppliesMats	35,000.00	64,850.00	29,937.87	28,808.37	6,103.76

Selection Grouped by Account Type, Filtered by User Permissions, (Org = 130, Online/Offline = N, Period = 8, UnPosted JEs? = N, Assets and Liabilities? = N, Restricted Accts? = Y, Funds = 1.8, Objct = 5, Obj Digits = 0, Page Break Lvl =)



Balances through 02/28/2022						Fiscal Year 2021/22	
Funds- Func- Obj ct - Pr gm- Locat n- JbCl - Opt nl	Description	Adopted Budget	Revised Budget	Encumbered	Expenditure	Account Balance	
Funds 11000 - Operational, Func 1000 - Instruction (continued)							
11000- 1000- 57331- 1010- 001118- 0000- 00000	FixedAssets>\$5k	235,398.00	142,281.00			142,281.00	
11000- 1000- 57331- 4030- 001118- 0000- 00000	FixedAssets>\$5k	338,328.00					
11000- 1000- 57331- 4040- 001118- 0000- 00000	FixedAssets>\$5k	102,251.00	50,940.00			50,940.00	
11000- 1000- 57332- 1010- 001118- 0000- 00000	SupplAssets<\$5k	2,000.00	143,603.00	40,633.07	42,697.05	60,272.88	
Total for Func 1000 and Expense accounts		3,018,375.00	3,268,210.00	1,262,989.55	1,513,790.53	491,429.92	
Funds 11000 - Operational, Func 2100 - SuppSvcsStudnts							
11000- 2100- 51100- 0000- 001118- 1211- 00000	SalariesExpense,CoordSubS		75,481.00		10,984.64	64,496.36	
11000- 2100- 51100- 4025- 001118- 1211- 00000	SalariesExpense,CoordSubS	62,000.00					
11000- 2100- 51100- 4025- 001118- 1214- 00000	SalariesExpense,Couns-Soc	51,271.00	51,525.00	25,762.10	25,762.10	.80	
11000- 2100- 51300- 0000- 001118- 1211- 00000	AddtnlCompenstn,CoordSubS		4,590.00		4,590.00		
11000- 2100- 51300- 0000- 001118- 1218- 00000	AddtnlCompenstn,SchlStude		164.00		163.62	.38	
11000- 2100- 52111- 0000- 001118- 0000- 00000	EducRetirement		11,460.00		2,384.34	9,075.66	
11000- 2100- 52111- 4025- 001118- 0000- 00000	EducRetirement	17,161.00	7,806.00	3,902.99	3,902.99	.02	
11000- 2100- 52112- 0000- 001118- 0000- 00000	ERARetireeHlth		1,513.00		314.75	1,198.25	
11000- 2100- 52112- 4025- 001118- 0000- 00000	ERARetireeHlth	2,266.00	1,031.00	515.19	515.19	.62	
11000- 2100- 52210- 0000- 001118- 0000- 00000	FICA Payments		4,703.00		988.16	3,714.84	
11000- 2100- 52210- 4025- 001118- 0000- 00000	FICA Payments	7,023.00	3,195.00	1,597.31	1,597.31	.38	
11000- 2100- 52220- 0000- 001118- 0000- 00000	MedicarePaymnts		1,100.00		231.10	868.90	
11000- 2100- 52220- 4025- 001118- 0000- 00000	MedicarePaymnts	1,643.00	747.00	373.49	373.49	.02	
11000- 2100- 52311- 0000- 001118- 0000- 00000	Hth&MedPremiums		4,890.00		1,215.85	3,674.15	
11000- 2100- 52311- 4025- 001118- 0000- 00000	Hth&MedPremiums	19,078.00	8,078.00	2,922.00	2,452.11	2,703.89	
11000- 2100- 52312- 0000- 001118- 0000- 00000	Life		66.00		13.15	52.85	
11000- 2100- 52312- 4025- 001118- 0000- 00000	Life	114.00	61.00	31.56	26.30	3.14	
11000- 2100- 52313- 0000- 001118- 0000- 00000	Dental		108.00		35.75	72.25	
11000- 2100- 52313- 4025- 001118- 0000- 00000	Dental	515.00	198.00	102.96	94.38	.66	
11000- 2100- 52314- 0000- 001118- 0000- 00000	Vision		47.00		12.53	34.47	
11000- 2100- 52314- 4025- 001118- 0000- 00000	Vision	148.00	44.00	22.56	20.68	.76	
11000- 2100- 52315- 0000- 001118- 0000- 00000	Disability				4.89	4.89-	
11000- 2100- 52315- 4025- 001118- 0000- 00000	Disability	464.00	169.00	87.90	80.58	.52	
11000- 2100- 52500- 0000- 001118- 0000- 00000	UnemploymntComp		90.00		.87	89.13	
11000- 2100- 52500- 4025- 001118- 0000- 00000	UnemploymntComp	180.00	180.00	68.56	26.16	85.28	
11000- 2100- 52710- 0000- 001118- 0000- 00000	WorkersCompPrem				2.00	2.00-	
11000- 2100- 52710- 4025- 001118- 0000- 00000	WorkersCompPrem	1,842.00	1,842.00		1,842.00		
11000- 2100- 52720- 0000- 001118- 0000- 00000	WorkrsCompERFee		10.00		4.60	5.40	
11000- 2100- 52720- 4025- 001118- 0000- 00000	WorkrsCompERFee	20.00	20.00	4.60	2.30	13.10	
11000- 2100- 53211- 2000- 001118- 0000- 00000	DiagsContracted	15,853.00	17,465.00	11,166.36	6,297.94	.70	

Selection Grouped by Account Type, Filtered by User Permissions, (Org = 130, Online/Offline = N, Period = 8, UnPosted JEs? = N, Assets and Liabilities? = N, Restricted Accts? = Y, Funds = 1.8, Objct = 5, Obj Digits = 0, Page Break Lvl =)

Balances through 02/28/2022						Fiscal Year 2021/22
Funds- Func- Obj ct - Pr gm- Locat n- Jb Cl - Opt nl	Description	Adopted Budget	Revised Budget	Encumbered	Expenditure	Account Balance
Funds 11000 - Operational, Func 2100 - SuppSvcsStudnts (continued)						
11000- 2100- 53212- 2000- 001118- 0000- 00000	SpeechThrpsCont	25,000.00	25,000.00	1,334.43	9,702.30	13,963.27
11000- 2100- 53213- 2000- 001118- 0000- 00000	OccThrpstCont	27,000.00	27,000.00	2,429.50	9,092.35	15,478.15
11000- 2100- 53330- 0000- 001118- 0000- 00000	ProfessDevelop		200.00	200.00		
11000- 2100- 53414- 0000- 001118- 0000- 00000	OthProfTechSvcs	3,900.00	7,118.00	5,817.50	1,300.00	.50
11000- 2100- 53711- 0000- 001118- 0000- 00000	Other Charges	500.00	500.00			500.00
11000- 2100- 55915- 0000- 001118- 0000- 00000	OthContractSvcs	5,500.00	7,079.00	2,123.42	4,954.67	.91
11000- 2100- 55915- 4025- 001118- 0000- 00000	OthContractSvcs	59,880.00	6,280.00		6,254.05	25.95
11000- 2100- 56118- 0000- 001118- 0000- 00000	GenSuppliesMats	15,000.00	15,000.00	161.35	5,620.19	9,218.46
11000- 2100- 56118- 4025- 001118- 0000- 00000	GenSuppliesMats	2,500.00	2,500.00	573.01	1,689.93	237.06
Total for Func 2100 and Expense accounts		318,858.00	287,260.00	59,196.79	102,553.27	125,509.94
Funds 11000 - Operational, Func 2300 - SupptSvcs-Admin						
11000- 2300- 51100- 0000- 001118- 1111- 00000	SalariesExpense,Superinte	106,591.00	118,952.00	45,750.68	73,201.12	.20
11000- 2300- 52111- 0000- 001118- 0000- 00000	EducRetirement	16,149.00	18,022.00	6,931.20	11,089.92	.88
11000- 2300- 52112- 0000- 001118- 0000- 00000	ERARetireeHlth	2,132.00	2,379.00	915.00	1,464.00	
11000- 2300- 52210- 0000- 001118- 0000- 00000	FICA Payments	6,609.00	7,327.00	2,818.32	4,508.10	.58
11000- 2300- 52220- 0000- 001118- 0000- 00000	MedicarePaymnts	1,546.00	1,714.00	659.08	1,054.24	.68
11000- 2300- 52311- 0000- 001118- 0000- 00000	Hth&MedPremiums	14,845.00	14,845.00	5,566.77	9,172.92	105.31
11000- 2300- 52312- 0000- 001118- 0000- 00000	Life	57.00	64.00	23.67	39.45	.88
11000- 2300- 52313- 0000- 001118- 0000- 00000	Dental	616.00	616.00	230.94	384.90	.16
11000- 2300- 52314- 0000- 001118- 0000- 00000	Vision	102.00	102.00	38.16	63.60	.24
11000- 2300- 52500- 0000- 001118- 0000- 00000	UnemploymntComp	90.00	90.00	34.32	60.40	4.72-
11000- 2300- 52710- 0000- 001118- 0000- 00000	WorkersCompPrem	1,733.00	1,733.00		1,733.00	
11000- 2300- 52720- 0000- 001118- 0000- 00000	WorkrsCompERFee	10.00	10.00	4.60	4.60	.80
11000- 2300- 53411- 0000- 001118- 0000- 00000	Auditing	15,000.00	21,841.00		24,487.62	2,646.62-
11000- 2300- 53413- 0000- 001118- 0000- 00000	Legal	32,363.00	32,363.00	9,709.25	22,653.75	
11000- 2300- 53711- 0000- 001118- 0000- 00000	Other Charges	500.00	500.00			500.00
11000- 2300- 55400- 0000- 001118- 0000- 00000	Advertising		44.00		43.80	.20
11000- 2300- 55812- 0000- 001118- 0000- 00000	Board Training	2,500.00	3,750.00	2,700.00	1,050.00	
11000- 2300- 55915- 0000- 001118- 0000- 00000	OthContractSvcs			15,000.00	15,000.00	30,000.00-
Total for Func 2300 and Expense accounts		200,843.00	224,352.00	90,381.99	166,011.42	32,041.41-
Funds 11000 - Operational, Func 2400 - SupSvcsSchAdmin						
11000- 2400- 51100- 0000- 001118- 1112- 00000	SalariesExpense,Principal	71,050.00	71,050.00	29,615.10	38,768.82	2,666.08
11000- 2400- 51100- 0000- 001118- 1217- 00000	SalariesExpense,SecClerTe	82,267.00	89,431.00	36,876.19	52,525.62	29.19
11000- 2400- 51200- 0000- 001118- 1217- 00000	OvertimeExpense,SecClerTe	4,000.00	4,000.00		4,399.45	399.45-
11000- 2400- 51300- 0000- 001118- 1217- 00000	AddtnlCompenstn,SecClerTe		5,534.00	1,718.86	5,895.96	2,080.82-
11000- 2400- 52111- 0000- 001118- 0000- 00000	EducRetirement	23,796.00	25,044.00	10,333.79	15,365.11	654.90-

Selection Grouped by Account Type, Filtered by User Permissions, (Org = 130, Online/Offline = N, Period = 8, UnPosted JEs? = N, Assets and Liabilities? = N, Restricted Accts? = Y, Funds = 1.8, Objct = 5, Obj Digits = 0, Page Break Lvl =)

Balances through 02/28/2022						Fiscal Year 2021/22
Funds- Func- Obj ct - Pr gm- Locat n- JbCl - Opt nl	Description	Adopted Budget	Revised Budget	Encumbered	Expenditure	Account Balance
Funds 11000 - Operational, Func 2400 - SupSvcsSchAdmin (continued)						
11000- 2400- 52112- 0000- 001118- 0000- 00000	ERARetireeHlth	3,147.00	3,307.00	1,364.22	2,028.48	85.70-
11000- 2400- 52210- 0000- 001118- 0000- 00000	FICA Payments	9,757.00	10,262.00	4,229.06	6,310.94	278.00-
11000- 2400- 52220- 0000- 001118- 0000- 00000	MedicarePaymnts	2,283.00	2,400.00	989.01	1,475.96	64.97-
11000- 2400- 52311- 0000- 001118- 0000- 00000	Hth&MedPremiums	18,353.00	18,353.00	5,970.70	8,293.94	4,088.36
11000- 2400- 52312- 0000- 001118- 0000- 00000	Life	228.00	263.00	105.20	117.93	39.87
11000- 2400- 52313- 0000- 001118- 0000- 00000	Dental	533.00	533.00	221.70	312.66	1.36-
11000- 2400- 52314- 0000- 001118- 0000- 00000	Vision	151.00	151.00	39.20	53.49	58.31
11000- 2400- 52315- 0000- 001118- 0000- 00000	Disability	378.00	378.00	134.05	158.58	85.37
11000- 2400- 52500- 0000- 001118- 0000- 00000	UnemploymntComp	360.00	419.00	182.75	250.10	13.85-
11000- 2400- 52710- 0000- 001118- 0000- 00000	WorkersCompPrem	2,494.00	2,494.00		2,496.00	2.00-
11000- 2400- 52720- 0000- 001118- 0000- 00000	WorkrsCompERFee	40.00	40.00	18.40	16.56	5.04
11000- 2400- 53330- 0000- 001118- 0000- 00000	ProfessDevelop	500.00	500.00	225.00	1,350.00	1,075.00-
11000- 2400- 53711- 0000- 001118- 0000- 00000	Other Charges	4,631.00	5,312.00	599.00	5,311.13	598.13-
11000- 2400- 54630- 0000- 001118- 0000- 00000	RentalCompEqpmt	11,000.00	13,139.00	7,168.88	5,275.00	695.12
11000- 2400- 55915- 0000- 001118- 0000- 00000	OthContractSvcs	8,394.00	8,951.00	1,661.25	7,738.95	449.20-
11000- 2400- 56118- 0000- 001118- 0000- 00000	GenSuppliesMats	20,600.00	20,600.00	5,273.61	6,675.52	8,650.87
11000- 2400- 57332- 0000- 001118- 0000- 00000	SupplAssets<\$5k		900.00	900.00		
Total for Func 2400 and Expense accounts		263,962.00	283,061.00	107,625.97	164,820.20	10,614.83
Funds 11000 - Operational, Func 2500 - Central Svcs						
11000- 2500- 51100- 0000- 001118- 1511- 00000	SalariesExpense,Data Proc	25,000.00	25,000.00			25,000.00
11000- 2500- 52111- 0000- 001118- 0000- 00000	EducRetirement	3,788.00	3,788.00			3,788.00
11000- 2500- 52112- 0000- 001118- 0000- 00000	ERARetireeHlth	500.00	500.00			500.00
11000- 2500- 52210- 0000- 001118- 0000- 00000	FICA Payments	1,550.00	1,550.00			1,550.00
11000- 2500- 52220- 0000- 001118- 0000- 00000	MedicarePaymnts	363.00	363.00			363.00
11000- 2500- 52311- 0000- 001118- 0000- 00000	Hth&MedPremiums	13,233.00	13,233.00			13,233.00
11000- 2500- 52312- 0000- 001118- 0000- 00000	Life	57.00	57.00			57.00
11000- 2500- 52313- 0000- 001118- 0000- 00000	Dental	309.00	309.00			309.00
11000- 2500- 52314- 0000- 001118- 0000- 00000	Vision	102.00	102.00			102.00
11000- 2500- 52315- 0000- 001118- 0000- 00000	Disability	288.00	288.00			288.00
11000- 2500- 52500- 0000- 001118- 0000- 00000	UnemploymntComp	90.00	90.00			90.00
11000- 2500- 52710- 0000- 001118- 0000- 00000	WorkersCompPrem	407.00	407.00		407.00	
11000- 2500- 52720- 0000- 001118- 0000- 00000	WorkrsCompERFee	10.00	10.00			10.00
11000- 2500- 53414- 0000- 001118- 0000- 00000	OthProfTechSvcs	237,156.00	242,471.00	126,790.40	117,491.82	1,811.22-
11000- 2500- 53711- 0000- 001118- 0000- 00000	Other Charges	7,000.00	7,000.00	1,108.88	1,200.00	4,691.12
11000- 2500- 55400- 0000- 001118- 0000- 00000	Advertising	700.00	700.00		636.00	64.00
11000- 2500- 55915- 0000- 001118- 0000- 00000	OthContractSvcs	3,500.00	4,132.00	2,695.32	106.60	1,330.08
Selection Grouped by Account Type, Filtered by User Permissions, (Org = 130, Online/Offline = N, Period = 8, UnPosted JEs? = N, Assets and Liabilities? = N, Restricted Accts? = Y, Funds = 1.8, Objct = 5, Obj Digits = 0, Page Break Lvl =)						

Balances through 02/28/2022						Fiscal Year 2021/22
Funds- Func- Obj ct - Pr gm- Locat n- Jb Cl - Opt nl	Description	Adopted Budget	Revised Budget	Encumbered	Expenditure	Account Balance
Funds 11000 - Operational, Func 2500 - Central Svcs (continued)						
11000-2500-56113-0000-001118-0000-00000	Software	18,020.00	34,520.00	17,260.00	17,260.00	
11000-2500-56118-0000-001118-0000-00000	GenSuppliesMats	500.00	500.00	103.20	57.77	339.03
Total for Func 2500 and Expense accounts		312,573.00	335,020.00	147,957.80	137,159.19	49,903.01
Funds 11000 - Operational, Func 2590 - OthSupSvcs-Cent						
11000-2590-56118-0000-001118-0000-00000	GenSuppliesMats				21,765.80	21,765.80-
Total for Func 2590 and Expense accounts		.00	.00	.00	21,765.80	21,765.80-
Funds 11000 - Operational, Func 2600 - Op&MaintofPlant						
11000-2600-51100-0000-001118-1615-00000	SalariesExpense,Custodial	44,393.00	55,751.00	23,395.68	32,355.08	.24
11000-2600-51200-0000-001118-1615-00000	OvertimeExpense,Custodial		8,856.00		10,032.98	1,176.98-
11000-2600-51300-0000-001118-1615-00000	AddtnlCompenstr,Custodial	3,000.00	16,087.00		14,440.76	1,646.24
11000-2600-52111-0000-001118-0000-00000	EducRetirement	7,152.00	11,544.00	3,544.53	7,691.99	307.48
11000-2600-52112-0000-001118-0000-00000	ERARetireeHlth	948.00	1,513.00	467.83	1,015.42	29.75
11000-2600-52210-0000-001118-0000-00000	FICA Payments	2,940.00	5,416.00	1,450.57	3,542.03	423.40
11000-2600-52220-0000-001118-0000-00000	MedicarePaymnts	688.00	1,236.00	339.24	828.38	68.38
11000-2600-52311-0000-001118-0000-00000	Hth&MedPremiums	5,120.00	5,120.00	2,133.20	2,962.34	24.46
11000-2600-52312-0000-001118-0000-00000	Life	114.00	179.00	78.90	99.94	.16
11000-2600-52313-0000-001118-0000-00000	Dental	224.00	224.00	93.00	130.20	.80
11000-2600-52314-0000-001118-0000-00000	Vision	49.00	49.00	20.40	28.56	.04
11000-2600-52500-0000-001118-0000-00000	UnemploymntComp	180.00	204.00	77.33	133.97	7.30-
11000-2600-52710-0000-001118-0000-00000	WorkersCompPrem	723.00	723.00		723.00	
11000-2600-52720-0000-001118-0000-00000	WorkrsCompERFee	20.00	26.00	13.80	11.50	.70
11000-2600-53711-0000-001118-0000-00000	Other Charges		25.00		25.00	
11000-2600-54312-0000-001118-0000-00000	MntRepBlgsGrnds	1,000.00	2,177.00	3,628.10	2,378.44	3,829.54-
11000-2600-54411-0000-001118-0000-00000	Electricity	48,000.00	66,860.00	36,083.99	30,775.27	.74
11000-2600-54412-0000-001118-0000-00000	NatGasBuildings	2,000.00	2,344.00	1,081.54	1,262.40	.06
11000-2600-54415-0000-001118-0000-00000	Water/Sewage	10,000.00	16,267.00	8,543.69	7,312.50	410.81
11000-2600-54416-0000-001118-0000-00000	CommunicatnSvcs	14,500.00	25,550.00	26,257.39	9,890.40	10,597.79-
11000-2600-54610-0000-001118-0000-00000	RentLandBldngs	168,834.00	168,834.00	27,748.07	249,107.39	108,021.46-
11000-2600-55200-0000-001118-0000-00000	PropertyLiablns	53,372.00	53,372.00		53,372.00	
11000-2600-55915-0000-001118-0000-00000	OthContractSvcs	73,030.00	98,334.00	48,276.42	49,240.98	816.60
11000-2600-56118-0000-001118-0000-00000	GenSuppliesMats	20,000.00	20,000.00	5,206.89	9,685.29	5,107.82
11000-2600-56216-0000-001118-0000-00000	MaintSuppsParts	2,000.00	2,000.00	500.00		1,500.00
11000-2600-57331-0000-001118-0000-00000	FixedAssets>\$5k	187,337.00	72,753.00	41,474.70		31,278.30
11000-2600-57332-0000-001118-0000-00000	SupplAssets<\$5k	35,000.00	43,404.00	1,451.80	7,155.32	34,796.88
Total for Func 2600 and Expense accounts		680,624.00	678,848.00	231,867.07	494,201.14	47,220.21-

Selection Grouped by Account Type, Filtered by User Permissions, (Org = 130, Online/Offline = N, Period = 8, UnPosted JEs? = N, Assets and Liabilities? = N, Restricted Accts? = Y, Funds = 1.8, Objct = 5, Obj Digits = 0, Page Break Lvl =)

Balances through 02/28/2022						Fiscal Year 2021/22
Funds- Func- Obj ct - Pr gm- Locat n- JbCl - Opt nl	Description	Adopted Budget	Revised Budget	Encumbered	Expenditure	Account Balance
Funds 11000 - Operational, Func 2700 - StudentTranspntn						
11000- 2700- 55111- 0000- 001118- 0000- 00000	TransPerCapita		2,718.00			2,718.00
11000- 2700- 55813- 0000- 001118- 0000- 00000	EmpTravNonTeach				450.00	450.00-
11000- 2700- 57312- 0000- 001118- 0000- 00000	Buses		2,800.00		2,717.99	82.01
Total for Func 2700 and Expense accounts		.00	5,518.00	.00	3,167.99	2,350.01
Funds 11000 - Operational, Func 2900 - Oth Suppt Svcs						
11000- 2900- 58211- 0000- 001118- 0000- 00000	TaxLiab/Penalty		5.00		569.37	564.37-
Total for Func 2900 and Expense accounts		.00	5.00	.00	569.37	564.37-
Funds 11000 - Operational, Func 3100 - FoodSvcsOpertns						
11000- 3100- 52210- 0000- 001118- 0000- 00000	FICA Payments		10.00		6.20	3.80
11000- 3100- 52220- 0000- 001118- 0000- 00000	MedicarePaymnts		5.00		1.45	3.55
11000- 3100- 52500- 0000- 001118- 0000- 00000	UnemploymntComp				.33	.33-
Total for Func 3100 and Expense accounts		.00	15.00	.00	7.98	7.02
Total for Funds 11000		4,795,235.00	5,082,289.00	1,956,658.33	2,609,797.38	515,833.29
Funds 14000 - TotlnsMatSubFnd, Func 1000 - Instruction						
14000- 1000- 56111- 1010- 001118- 0000- 00000	InsMatCsh50%Txb	3,088.00	3,088.00			3,088.00
14000- 1000- 56113- 1010- 001118- 0000- 00000	Software			2,809.00		2,809.00-
Total for Funds 14000, Func 1000 and Expense accounts		3,088.00	3,088.00	2,809.00	.00	279.00
Funds 21000 - Food Svcs, Func 2600 - Op&MaintofPlant						
21000- 2600- 53414- 0000- 001118- 0000- 00000	OthProfTechSvcs			9,600.00	13,200.00	22,800.00-
Total for Func 2600 and Expense accounts		.00	.00	9,600.00	13,200.00	22,800.00-
Funds 21000 - Food Svcs, Func 3100 - FoodSvcsOpertns						
21000- 3100- 51100- 0000- 001118- 1217- 00000	SalariesExpense,SecClerTe	17,059.00	17,144.00	8,571.55	8,571.55	.90
21000- 3100- 51300- 0000- 001118- 1217- 00000	AddtnlCompenstn,SecClerTe	2,665.00	2,665.00			2,665.00
21000- 3100- 52111- 0000- 001118- 0000- 00000	EducRetirement	2,963.00	2,963.00	1,298.57	1,298.57	365.86
21000- 3100- 52112- 0000- 001118- 0000- 00000	ERARetireeHlth	396.00	396.00	171.47	171.47	53.06
21000- 3100- 52210- 0000- 001118- 0000- 00000	FICA Payments	1,224.00	1,224.00	531.44	531.44	161.12
21000- 3100- 52220- 0000- 001118- 0000- 00000	MedicarePaymnts	287.00	287.00	124.28	124.28	38.44
21000- 3100- 52312- 0000- 001118- 0000- 00000	Life	57.00	61.00	31.56	34.19	4.75-
21000- 3100- 52500- 0000- 001118- 0000- 00000	UnemploymntComp	90.00	90.00	28.34	28.34	33.32
21000- 3100- 52710- 0000- 001118- 0000- 00000	WorkersCompPrem	278.00	278.00		280.00	2.00-
21000- 3100- 52720- 0000- 001118- 0000- 00000	WorkrsCompERFee	10.00	10.00	4.60	4.60	.80
21000- 3100- 53330- 0000- 001118- 0000- 00000	ProfessDevelop	200.00	200.00			200.00
21000- 3100- 54411- 0000- 001118- 0000- 00000	Electricity	6,300.00	9,146.00	5,105.84	4,039.25	.91
21000- 3100- 54412- 0000- 001118- 0000- 00000	NatGasBuildings	1,000.00	1,344.00	712.73	631.21	.06
21000- 3100- 54415- 0000- 001118- 0000- 00000	Water/Sewage	2,200.00	2,767.00	1,446.42	1,320.33	.25

Selection Grouped by Account Type, Filtered by User Permissions, (Org = 130, Online/Offline = N, Period = 8, UnPosted JEs? = N, Assets and Liabilities? = N, Restricted Accts? = Y, Funds = 1.8, Objct = 5, Obj Digits = 0, Page Break Lvl =)

Balances through 02/28/2022						Fiscal Year 2021/22
Funds- Func- Obj ct - Pr gm- Locat n- Jb Cl - Opt nl	Description	Adopted Budget	Revised Budget	Encumbered	Expenditure	Account Balance
Funds 21000 - Food Svcs, Func 3100 - FoodSvcsOpertns (continued)						
21000- 3100- 55915- 0000- 001118- 0000- 00000	OthContractSvcs	200,000.00	200,198.00	45,693.25	154,504.08	.67
21000- 3100- 57331- 0000- 001118- 0000- 00000	FixedAssets>\$5k	37,246.00	33,202.00	19,300.00		13,902.00
21000- 3100- 57332- 0000- 001118- 0000- 00000	SupplAssets<\$5k		35,886.00	3,683.55		32,202.45
Total for Func 3100 and Expense accounts		271,975.00	307,861.00	86,703.60	171,539.31	49,618.09
Total for Funds 21000		271,975.00	307,861.00	96,303.60	184,739.31	26,818.09
Funds 23000 - Non-InstrctSupp, Func 1000 - Instruction						
23000- 1000- 56118- 1010- 001118- 0000- 00000	GenSuppliesMats		9,288.00			9,288.00
Total for Funds 23000, Func 1000 and Expense accounts		.00	9,288.00	.00	.00	9,288.00
Funds 23004 - Student Council, Func 1000 - Instruction						
23004- 1000- 56118- 1010- 001118- 0000- 00000	GenSuppliesMats			1,904.00		1,904.00-
Total for Funds 23004, Func 1000 and Expense accounts		.00	.00	1,904.00	.00	1,904.00-
Funds 23007 - Staff donations, Func 1000 - Instruction						
23007- 1000- 56118- 1010- 001118- 0000- 00000	GenSuppliesMats			34.01		34.01-
Total for Funds 23007, Func 1000 and Expense accounts		.00	.00	34.01	.00	34.01-
Funds 23010 - Admin Discr, Func 1000 - Instruction						
23010- 1000- 56118- 1010- 001118- 0000- 00000	GenSuppliesMats			683.68	1,179.58	1,863.26-
Total for Funds 23010, Func 1000 and Expense accounts		.00	.00	683.68	1,179.58	1,863.26-
Funds 24101 - Title I - IASA, Func 1000 - Instruction						
24101- 1000- 51100- 1010- 001118- 1411- 00000	SalariesExpense,Teachers	51,787.00	113,862.00	51,693.87	57,294.27	4,873.86
24101- 1000- 51100- 1010- 001118- 1711- 00000	SalariesExpense,InstAsst1	17,387.00	18,047.00	9,064.12	8,982.22	.66
24101- 1000- 51200- 1010- 001118- 1711- 00000	OvertimeExpense,InstAsst1				66.35	66.35-
24101- 1000- 51300- 1010- 001118- 1411- 00000	AddtnlCompenstn,Teachers	8,092.00	12,357.00		2,313.25	10,043.75
24101- 1000- 51300- 1010- 001118- 1711- 00000	AddtnlCompenstn,InstAsst1				93.31	93.31-
24101- 1000- 52111- 0000- 001118- 0000- 00000	EducRetirement	11,627.00	23,174.00			23,174.00
24101- 1000- 52111- 1010- 001118- 0000- 00000	EducRetirement			9,204.91	10,374.27	19,579.18-
24101- 1000- 52112- 0000- 001118- 0000- 00000	ERARetireeHlth	1,546.00	2,961.00			2,961.00
24101- 1000- 52112- 1010- 001118- 0000- 00000	ERARetireeHlth			1,215.11	1,369.45	2,584.56-
24101- 1000- 52210- 0000- 001118- 0000- 00000	FICA Payments	4,791.00	8,985.00			8,985.00
24101- 1000- 52210- 1010- 001118- 0000- 00000	FICA Payments			3,767.01	4,262.45	8,029.46-
24101- 1000- 52220- 0000- 001118- 0000- 00000	MedicarePaymnts	1,122.00	2,197.00			2,197.00
24101- 1000- 52220- 1010- 001118- 0000- 00000	MedicarePaymnts			881.01	996.85	1,877.86-
24101- 1000- 52311- 0000- 001118- 0000- 00000	Hth&MedPremiums		4,726.00		920.56	3,805.44
24101- 1000- 52311- 1010- 001118- 0000- 00000	Hth&MedPremiums				427.97	427.97-
24101- 1000- 52312- 0000- 001118- 0000- 00000	Life	114.00	114.00		10.52	103.48

Selection Grouped by Account Type, Filtered by User Permissions, (Org = 130, Online/Offline = N, Period = 8, UnPosted JEs? = N, Assets and Liabilities? = N, Restricted Accts? = Y, Funds = 1.8, Objct = 5, Obj Digits = 0, Page Break Lvl =)

Balances through 02/28/2022 **Fiscal Year 2021/22**

Funds- Func- Obj ct - Pr gm- Locat n- Jb Cl - Opt nl	Description	Adopted Budget	Revised Budget	Encumbered	Expenditure	Account Balance
Funds 24101 - Title I - IASA, Func 1000 - Instruction (continued)						
24101- 1000- 52312- 1010- 001118- 0000- 00000	Life			94.68	89.42	184.10-
24101- 1000- 52313- 0000- 001118- 0000- 00000	Dental		360.00		28.60	331.40
24101- 1000- 52313- 1010- 001118- 0000- 00000	Dental				94.14	94.14-
24101- 1000- 52314- 0000- 001118- 0000- 00000	Vision		96.00		17.31	78.69
24101- 1000- 52314- 1010- 001118- 0000- 00000	Vision				29.20	29.20-
24101- 1000- 52315- 0000- 001118- 0000- 00000	Disability	178.00	178.00		29.87	148.13
24101- 1000- 52315- 1010- 001118- 0000- 00000	Disability			88.80	81.40	170.20-
24101- 1000- 52500- 0000- 001118- 0000- 00000	UnemploymntComp	180.00	180.00			180.00
24101- 1000- 52500- 1010- 001118- 0000- 00000	UnemploymntComp			146.60	156.75	303.35-
24101- 1000- 52710- 0000- 001118- 0000- 00000	WorkersCompPrem	1,125.00	1,125.00		1,129.00	4.00-
24101- 1000- 52720- 0000- 001118- 0000- 00000	WorkrsCompERFee	20.00	33.00			33.00
24101- 1000- 52720- 1010- 001118- 0000- 00000	WorkrsCompERFee			13.80	11.50	25.30-
Total for Func 1000 and Expense accounts		97,969.00	188,395.00	76,169.91	88,778.66	23,446.43
Funds 24101 - Title I - IASA, Func 2100 - SuppSvcsStudnts						
24101- 2100- 51100- 0000- 001118- 1218- 00000	SalariesExpense,SchlStude	32,805.00	35,001.00	17,500.08	17,500.08	.84
24101- 2100- 52111- 0000- 001118- 0000- 00000	EducRetirement	4,970.00	5,303.00	2,651.22	2,651.22	.56
24101- 2100- 52112- 0000- 001118- 0000- 00000	ERARetireeHlth	657.00	657.00	349.96	349.96	42.92-
24101- 2100- 52210- 0000- 001118- 0000- 00000	FICA Payments	2,034.00	2,213.00	1,084.98	1,084.98	43.04
24101- 2100- 52220- 0000- 001118- 0000- 00000	MedicarePaymnts	476.00	508.00	253.76	253.76	.48
24101- 2100- 52312- 0000- 001118- 0000- 00000	Life	57.00	57.00	31.56	26.30	.86-
24101- 2100- 52500- 0000- 001118- 0000- 00000	UnemploymntComp	90.00	90.00	57.72	22.20	10.08
24101- 2100- 52710- 0000- 001118- 0000- 00000	WorkersCompPrem	534.00	534.00		536.00	2.00-
24101- 2100- 52720- 0000- 001118- 0000- 00000	WorkrsCompERFee	10.00	10.00	4.60	4.60	.80
24101- 2100- 53711- 0000- 001118- 0000- 00000	Other Charges	3,262.00	3,262.00	.93	2,426.26	834.81
Total for Func 2100 and Expense accounts		44,895.00	47,635.00	21,934.81	24,855.36	844.83
Total for Funds 24101		142,864.00	236,030.00	98,104.72	113,634.02	24,291.26
Funds 24106 - IDEABEntitlemnt, Func 1000 - Instruction						
24106- 1000- 51100- 2000- 001118- 1712- 00000	SalariesExpense,InstAsstS	31,702.00	31,702.00	15,054.78	15,054.78	1,592.44
24106- 1000- 51200- 2000- 001118- 1712- 00000	OvertimeExpense,InstAsstS	3,000.00	1,710.00		94.32	1,615.68
24106- 1000- 51300- 2000- 001118- 1712- 00000	AddtnlCompenstn,InstAsstS	6,554.00	1,044.00		111.76	932.24
24106- 1000- 52111- 0000- 001118- 0000- 00000	EducRetirement	6,090.00	6,090.00			6,090.00
24106- 1000- 52111- 2000- 001118- 0000- 00000	EducRetirement			2,280.85	2,312.07	4,592.92-
24106- 1000- 52112- 0000- 001118- 0000- 00000	ERARetireeHlth	687.00	687.00			687.00
24106- 1000- 52112- 2000- 001118- 0000- 00000	ERARetireeHlth			301.21	305.32	606.53-
24106- 1000- 52210- 0000- 001118- 0000- 00000	FICA Payments	2,124.00	2,124.00			2,124.00

Selection Grouped by Account Type, Filtered by User Permissions, (Org = 130, Online/Offline = N, Period = 8, UnPosted JEs? = N, Assets and Liabilities? = N, Restricted Accts? = Y, Funds = 1.8, Objct = 5, Obj Digits = 0, Page Break Lvl =)

Balances through 02/28/2022						Fiscal Year 2021/22
Funds- Func- Obj ct - Pr gm- Locat n- Jb Cl - Opt nl	Description	Adopted Budget	Revised Budget	Encumbered	Expenditure	Account Balance
Funds 24106 - IDEABEntitlemnt, Func 1000 - Instruction (continued)						
24106- 1000- 52210- 2000- 001118- 0000- 00000	FICA Payments			933.40	946.19	1,879.59-
24106- 1000- 52220- 0000- 001118- 0000- 00000	MedicarePaymnts	499.00	499.00			499.00
24106- 1000- 52220- 2000- 001118- 0000- 00000	MedicarePaymnts			218.40	221.39	439.79-
24106- 1000- 52311- 0000- 001118- 0000- 00000	Hth&MedPremiums	8,306.00	8,306.00		193.91-	8,499.91
24106- 1000- 52311- 2000- 001118- 0000- 00000	Hth&MedPremiums				2,154.66	2,154.66-
24106- 1000- 52312- 0000- 001118- 0000- 00000	Life	114.00	195.00		73.30	121.70
24106- 1000- 52312- 2000- 001118- 0000- 00000	Life			63.12	55.23	118.35-
24106- 1000- 52313- 0000- 001118- 0000- 00000	Dental	258.00	258.00		14.30	243.70
24106- 1000- 52313- 2000- 001118- 0000- 00000	Dental			120.12	110.11	230.23-
24106- 1000- 52314- 0000- 001118- 0000- 00000	Vision	57.00	57.00		3.14	53.86
24106- 1000- 52314- 2000- 001118- 0000- 00000	Vision			26.28	24.09	50.37-
24106- 1000- 52315- 0000- 001118- 0000- 00000	Disability		31.00		30.28	.72
24106- 1000- 52500- 0000- 001118- 0000- 00000	UnemploymntComp	180.00	68.00			68.00
24106- 1000- 52500- 2000- 001118- 0000- 00000	UnemploymntComp			49.66	50.34	100.00-
24106- 1000- 52710- 0000- 001118- 0000- 00000	WorkersCompPrem	402.00	402.00		406.00	4.00-
24106- 1000- 52720- 0000- 001118- 0000- 00000	WorkrsCompERFee	20.00	20.00		4.60	15.40
24106- 1000- 52720- 2000- 001118- 0000- 00000	WorkrsCompERFee			9.20	4.60	13.80-
24106- 1000- 56113- 2000- 001118- 0000- 00000	Software		6,800.00		6,800.00	
24106- 1000- 56118- 2000- 001118- 0000- 00000	GenSuppliesMats			85.64		85.64-
Total for Func 1000 and Expense accounts		59,993.00	59,993.00	19,142.66	28,582.57	12,267.77
Funds 24106 - IDEABEntitlemnt, Func 2100 - SuppSvcsStudnts						
24106- 2100- 53212- 2000- 001118- 0000- 00000	SpeechThrpsCont	45,431.00	45,431.00	16,334.54	29,096.46	
Total for Func 2100 and Expense accounts		45,431.00	45,431.00	16,334.54	29,096.46	.00
Total for Funds 24106		105,424.00	105,424.00	35,477.20	57,679.03	12,267.77
Funds 24118 - FreshFruit&Vegs, Func 3100 - FoodSvcsOpertns						
24118- 3100- 56116- 0000- 001118- 0000- 00000	Food	22,256.00	22,256.00	22,256.00		
Total for Funds 24118, Func 3100 and Expense accounts		22,256.00	22,256.00	22,256.00	.00	.00
Funds 24153 - EngLangAcquistn, Func 1000 - Instruction						
24153- 1000- 51300- 1010- 001118- 1411- 00000	AddtnlCompenstn,Teachers	3,674.00	3,674.00			3,674.00
24153- 1000- 52111- 0000- 001118- 0000- 00000	EducRetirement	520.00	520.00			520.00
24153- 1000- 52112- 0000- 001118- 0000- 00000	ERARetireeHlth	74.00	74.00			74.00
24153- 1000- 52210- 0000- 001118- 0000- 00000	FICA Payments	228.00	228.00			228.00
24153- 1000- 52220- 0000- 001118- 0000- 00000	MedicarePaymnts	54.00	54.00			54.00
24153- 1000- 56118- 1010- 001118- 0000- 00000	GenSuppliesMats	350.00	350.00		237.00	113.00
Total for Funds 24153, Func 1000 and Expense accounts		4,900.00	4,900.00	.00	237.00	4,663.00

Selection Grouped by Account Type, Filtered by User Permissions, (Org = 130, Online/Offline = N, Period = 8, UnPosted JEs? = N, Assets and Liabilities? = N, Restricted Accts? = Y, Funds = 1.8, Objct = 5, Obj Digits = 0, Page Break Lvl =)

Balances through 02/28/2022						Fiscal Year 2021/22
Funds- Func- Obj ct - Pr gm- Locat n- Jb Cl - Opt nl	Description	Adopted Budget	Revised Budget	Encumbered	Expenditure	Account Balance
Funds 24154 - TchPrinTrainRec, Func 1000 - Instruction						
24154- 1000- 53330- 1010- 001118- 0000- 00000	ProfessDevelop	18,989.00	18,989.00	9,229.46	8,410.00	1,349.54
Total for Funds 24154, Func 1000 and Expense accounts		18,989.00	18,989.00	9,229.46	8,410.00	1,349.54
Funds 24308 - CRRSA, ESSER II, Func 2100 - SuppSvcsStudnts						
24308- 2100- 51100- 4025- 001118- 1211- 00000	SalariesExpense,CoordSubS	55,000.00	60,416.00	30,207.76	30,207.76	.48
24308- 2100- 51100- 4025- 001118- 1214- 00000	SalariesExpense,Couns-Soc	58,000.00	60,001.00	30,000.10	30,000.10	.80
24308- 2100- 51100- 4025- 001118- 1218- 00000	SalariesExpense,SchlStude	62,000.00	54,974.00		5,440.00	49,534.00
24308- 2100- 51300- 4025- 001118- 1211- 00000	AddtnlCompenstrn,CoordSubS	55,000.00	55,000.00			55,000.00
24308- 2100- 51300- 4025- 001118- 1214- 00000	AddtnlCompenstrn,Couns-Soc	58,000.00	58,000.00			58,000.00
24308- 2100- 51300- 4025- 001118- 1218- 00000	AddtnlCompenstrn,SchlStude	62,000.00	62,000.00			62,000.00
24308- 2100- 52111- 0000- 001118- 0000- 00000	EducRetirement	51,276.00	51,276.00			51,276.00
24308- 2100- 52111- 4025- 001118- 0000- 00000	EducRetirement			9,121.50	9,945.66	19,067.16-
24308- 2100- 52112- 0000- 001118- 0000- 00000	ERARetireeHlth	7,000.00	4,999.00			4,999.00
24308- 2100- 52112- 4025- 001118- 0000- 00000	ERARetireeHlth			1,204.07	1,312.87	2,516.94-
24308- 2100- 52210- 0000- 001118- 0000- 00000	FICA Payments	21,700.00	21,700.00			21,700.00
24308- 2100- 52210- 4025- 001118- 0000- 00000	FICA Payments			3,732.90	4,070.18	7,803.08-
24308- 2100- 52220- 0000- 001118- 0000- 00000	MedicarePaymnts	5,076.00	5,076.00			5,076.00
24308- 2100- 52220- 4025- 001118- 0000- 00000	MedicarePaymnts			873.00	951.88	1,824.88-
24308- 2100- 52311- 0000- 001118- 0000- 00000	Hth&MedPremiums	28,150.00	28,150.00			28,150.00
24308- 2100- 52311- 4025- 001118- 0000- 00000	Hth&MedPremiums			1,969.10	1,945.00	3,914.10-
24308- 2100- 52312- 0000- 001118- 0000- 00000	Life	171.00	171.00		2.63	168.37
24308- 2100- 52312- 4025- 001118- 0000- 00000	Life			57.86	68.38	126.24-
24308- 2100- 52313- 0000- 001118- 0000- 00000	Dental	927.00	927.00		17.16	909.84
24308- 2100- 52313- 4025- 001118- 0000- 00000	Dental			145.86	145.86	291.72-
24308- 2100- 52314- 0000- 001118- 0000- 00000	Vision	306.00	306.00		3.76	302.24
24308- 2100- 52314- 4025- 001118- 0000- 00000	Vision			41.36	41.36	82.72-
24308- 2100- 52315- 0000- 001118- 0000- 00000	Disability	864.00	864.00		20.30	843.70
24308- 2100- 52315- 4025- 001118- 0000- 00000	Disability			104.40	43.50	147.90-
24308- 2100- 52500- 0000- 001118- 0000- 00000	UnemploymntComp	270.00	270.00			270.00
24308- 2100- 52500- 4025- 001118- 0000- 00000	UnemploymntComp			114.18	153.25	267.43-
24308- 2100- 52710- 0000- 001118- 0000- 00000	WorkersCompPrem	2,845.00	2,845.00		2,847.00	2.00-
24308- 2100- 52720- 0000- 001118- 0000- 00000	WorkrsCompERFee	30.00	30.00			30.00
24308- 2100- 52720- 4025- 001118- 0000- 00000	WorkrsCompERFee			9.20	6.90	16.10-
Total for Func 2100 and Expense accounts		468,615.00	467,005.00	77,581.29	87,223.55	302,200.16
Funds 24308 - CRRSA, ESSER II, Func 2600 - Op&MaintofPlant						
24308- 2600- 56118- 0000- 001118- 0000- 00000	GenSuppliesMats		1,610.00			1,610.00

Selection Grouped by Account Type, Filtered by User Permissions, (Org = 130, Online/Offline = N, Period = 8, UnPosted JEs? = N, Assets and Liabilities? = N, Restricted Accts? = Y, Funds = 1.8, Objct = 5, Obj Digits = 0, Page Break Lvl =)

Balances through 02/28/2022						Fiscal Year 2021/22
Funds- Func- Obj ct - Pr gm- Locat n- JbCl - Opt nl	Description	Adopted Budget	Revised Budget	Encumbered	Expenditure	Account Balance
Funds 24308 - CRRSA, ESSER II, Func 2600 - Op&MaintofPlant (continued)						
24308-2600-57332-0000-001118-0000-00000	SupplAssets<\$5k	6,699.00	6,699.00			6,699.00
Total for Func 2600 and Expense accounts		6,699.00	8,309.00	.00	.00	8,309.00
Total for Funds 24308		475,314.00	475,314.00	77,581.29	87,223.55	310,509.16
Funds 24312 - CRRSA Retention, Func 1000 - Instruction						
24312-1000-51300-1010-001118-1411-00000	AddtnlCompenstn,Teachers		6,000.00		300.00	5,700.00
24312-1000-51300-1010-001118-1711-00000	AddtnlCompenstn,InstAsst1		2,000.00		700.00	1,300.00
Total for Func 1000 and Expense accounts		.00	8,000.00	.00	1,000.00	7,000.00
Funds 24312 - CRRSA Retention, Func 2100 - SuppSvcsStudnts						
24312-2100-51300-0000-001118-1214-00000	AddtnlCompenstn,Couns-Soc		2,000.00		100.00	1,900.00
24312-2100-51300-0000-001118-1218-00000	AddtnlCompenstn,SchlStude		1,990.00		100.00	1,890.00
Total for Func 2100 and Expense accounts		.00	3,990.00	.00	200.00	3,790.00
Funds 24312 - CRRSA Retention, Func 2400 - SupSvcsSchAdmin						
24312-2400-51300-0000-001118-1217-00000	AddtnlCompenstn,SecClerTe		1,000.00		200.00	800.00
Total for Func 2400 and Expense accounts		.00	1,000.00	.00	200.00	800.00
Funds 24312 - CRRSA Retention, Func 2600 - Op&MaintofPlant						
24312-2600-51300-0000-001118-1615-00000	AddtnlCompenstn,Custodial		1,000.00		300.00	700.00
Total for Func 2600 and Expense accounts		.00	1,000.00	.00	300.00	700.00
Funds 24312 - CRRSA Retention, Func 3100 - FoodSvcsOpertns						
24312-3100-51300-0000-001118-1617-00000	AddtnlCompenstn,Food Serv		1,000.00		100.00	900.00
Total for Func 3100 and Expense accounts		.00	1,000.00	.00	100.00	900.00
Total for Funds 24312		.00	14,990.00	.00	1,800.00	13,190.00
Funds 24316 - Air Quality, Func 2600 - Op&MaintofPlant						
24316-2600-56118-0000-001118-0000-00000	GenSuppliesMats		4,259.00		4,259.00	
Total for Funds 24316, Func 2600 and Expense accounts		.00	4,259.00	.00	4,259.00	.00
Funds 25153 - TitleXIX-3/21Yr, Func 2100 - SuppSvcsStudnts						
25153-2100-55915-2000-001118-0000-00000	OthContractSvcs	44,899.00	49,431.00		51,654.59	2,223.59-
Total for Funds 25153, Func 2100 and Expense accounts		44,899.00	49,431.00	.00	51,654.59	2,223.59-
Funds 25171 - Child&AdultFood, Func 3100 - FoodSvcsOpertns						
25171-3100-51300-0000-001118-1617-00000	AddtnlCompenstn,Food Serv		11,280.00			11,280.00
25171-3100-55915-0000-001118-0000-00000	OthContractSvcs	130,600.00	112,800.00	29,837.70	100,762.30	17,800.00-
25171-3100-56116-0000-001118-0000-00000	Food		64,520.00			64,520.00
25171-3100-57332-0000-001118-0000-00000	SupplAssets<\$5k		16,920.00			16,920.00
Total for Funds 25171, Func 3100 and Expense accounts		130,600.00	205,520.00	29,837.70	100,762.30	74,920.00
Funds 25205 - GearUpNMIinit, Func 1000 - Instruction						

Selection Grouped by Account Type, Filtered by User Permissions, (Org = 130, Online/Offline = N, Period = 8, UnPosted JEs? = N, Assets and Liabilities? = N, Restricted Accts? = Y, Funds = 1.8, Objct = 5, Obj Digits = 0, Page Break Lvl =)

Balances through 02/28/2022						Fiscal Year 2021/22	
Funds- Func- Obj ct - Pr gm- Locat n- JbCl - Opt nl	Description	Adopted Budget	Revised Budget	Encumbered	Expenditure	Account Balance	
Funds 25205 - GearUpNMInit, Func 1000 - Instruction							
25205- 1000- 51100- 1010- 001118- 1411- 00000	SalariesExpense,Teachers		31,000.00	6,390.15	6,498.84	18,111.01	
25205- 1000- 51100- 9000- 001118- 1411- 00000	SalariesExpense,Teachers		2,376.00			2,376.00	
25205- 1000- 52111- 0000- 001118- 0000- 00000	EducRetirement		5,060.00			5,060.00	
25205- 1000- 52111- 1010- 001118- 0000- 00000	EducRetirement			968.11	984.58	1,952.69-	
25205- 1000- 52112- 0000- 001118- 0000- 00000	ERARetireeHlth		670.00			670.00	
25205- 1000- 52112- 1010- 001118- 0000- 00000	ERARetireeHlth			127.79	129.97	257.76-	
25205- 1000- 52210- 1010- 001118- 0000- 00000	FICA Payments			396.24	402.94	799.18-	
25205- 1000- 52220- 0000- 001118- 0000- 00000	MedicarePaymnts		490.00			490.00	
25205- 1000- 52220- 1010- 001118- 0000- 00000	MedicarePaymnts			92.69	94.27	186.96-	
25205- 1000- 52311- 1010- 001118- 0000- 00000	Hth&MedPremiums		3,184.00	1,000.32	545.82	1,637.86	
25205- 1000- 52312- 1010- 001118- 0000- 00000	Life		30.00	6.36	6.34	17.30	
25205- 1000- 52313- 1010- 001118- 0000- 00000	Dental		200.00	39.24	34.72	126.04	
25205- 1000- 52314- 1010- 001118- 0000- 00000	Vision		100.00	7.56	7.50	84.94	
25205- 1000- 52315- 1010- 001118- 0000- 00000	Disability		150.00	18.24	11.46	120.30	
25205- 1000- 52500- 1010- 001118- 0000- 00000	UnemploymntComp			11.59	14.35	25.94-	
25205- 1000- 52710- 0000- 001118- 0000- 00000	WorkersCompPrem		10.00			10.00	
25205- 1000- 52720- 1010- 001118- 0000- 00000	WorkrsCompERFee			.92	.46	1.38-	
25205- 1000- 53330- 1010- 001118- 0000- 00000	ProfessDevelop		4,238.00	3,317.25		920.75	
25205- 1000- 53711- 1010- 001118- 0000- 00000	Other Charges		1,024.00			1,024.00	
25205- 1000- 55817- 1010- 001118- 0000- 00000	Student Travel		500.00			500.00	
25205- 1000- 55819- 1010- 001118- 0000- 00000	EmpTravTeachers		52.00			52.00	
25205- 1000- 56112- 1010- 001118- 0000- 00000	Other Textbooks				5,160.00	5,160.00-	
25205- 1000- 56113- 1010- 001118- 0000- 00000	Software		10,400.00	980.00		9,420.00	
25205- 1000- 56118- 1010- 001118- 0000- 00000	GenSuppliesMats		5,300.00	370.90	13,594.05	8,664.95-	
25205- 1000- 57332- 1010- 001118- 0000- 00000	SupplAssets<\$5k		3,399.00			3,399.00	
Total for Funds 25205, Func 1000 and Expense accounts			.00	68,183.00	13,727.36	27,485.30	26,970.34
Funds 26177 - ElemMidSchlnit, Func 1000 - Instruction							
26177- 1000- 51300- 9000- 001118- 1618- 00000	AddtnlCompenstn,Athletics	3,476.00	3,476.00			3,476.00	
26177- 1000- 52111- 0000- 001118- 0000- 00000	EducRetirement	494.00	494.00			494.00	
26177- 1000- 52112- 0000- 001118- 0000- 00000	ERARetireeHlth	71.00	71.00			71.00	
26177- 1000- 52210- 0000- 001118- 0000- 00000	FICA Payments	217.00	217.00			217.00	
26177- 1000- 52220- 0000- 001118- 0000- 00000	MedicarePaymnts	52.00	52.00			52.00	
26177- 1000- 56118- 1010- 001118- 0000- 00000	GenSuppliesMats	690.00	690.00			690.00	
Total for Funds 26177, Func 1000 and Expense accounts		5,000.00	5,000.00	.00	.00	5,000.00	
Funds 27149 - PreK Initiative, Func 1000 - Instruction							

Selection Grouped by Account Type, Filtered by User Permissions, (Org = 130, Online/Offline = N, Period = 8, UnPosted JEs? = N, Assets and Liabilities? = N, Restricted Accts? = Y, Funds = 1.8, Objct = 5, Obj Digits = 0, Page Break Lvl =)

Balances through 02/28/2022						Fiscal Year 2021/22
Funds- Func- Obj ct - Pr gm- Locat n- JbCl - Opt nl	Description	Adopted Budget	Revised Budget	Encumbered	Expenditure	Account Balance
Funds 27149 - PreK Initiative, Func 1000 - Instruction						
27149- 1000- 51100- 1010- 001118- 1414- 00000	SalariesExpense,TeachersP	93,709.00	93,709.00	48,108.77	42,114.54	3,485.69
27149- 1000- 51100- 1010- 001118- 1714- 00000	SalariesExpense,InstAsstP	35,427.00	22,807.00	8,845.59	13,247.50	713.91
27149- 1000- 51200- 1010- 001118- 1714- 00000	OvertimeExpense,InstAsstP				65.08	65.08-
27149- 1000- 51300- 1010- 001118- 1414- 00000	AddtnlCompenstn,TeachersP	7,113.00	7,113.00			7,113.00
27149- 1000- 51300- 1010- 001118- 1714- 00000	AddtnlCompenstn,InstAsstP	2,300.00	2,300.00		120.34	2,179.66
27149- 1000- 52111- 0000- 001118- 0000- 00000	EducRetirement	20,900.00	20,900.00			20,900.00
27149- 1000- 52111- 1010- 001118- 0000- 00000	EducRetirement			8,628.62	8,415.48	17,044.10-
27149- 1000- 52112- 0000- 001118- 0000- 00000	ERARetireeHlth	2,775.00	2,775.00			2,775.00
27149- 1000- 52112- 1010- 001118- 0000- 00000	ERARetireeHlth			1,139.19	1,111.04	2,250.23-
27149- 1000- 52210- 0000- 001118- 0000- 00000	FICA Payments	8,593.00	8,593.00			8,593.00
27149- 1000- 52210- 1010- 001118- 0000- 00000	FICA Payments			3,531.19	3,443.99	6,975.18-
27149- 1000- 52220- 0000- 001118- 0000- 00000	MedicarePaymnts	2,013.00	2,013.00			2,013.00
27149- 1000- 52220- 1010- 001118- 0000- 00000	MedicarePaymnts			825.76	805.39	1,631.15-
27149- 1000- 52312- 0000- 001118- 0000- 00000	Life	228.00	253.00		7.89-	260.89
27149- 1000- 52312- 1010- 001118- 0000- 00000	Life			94.68	110.46	205.14-
27149- 1000- 52500- 0000- 001118- 0000- 00000	UnemploymntComp	360.00	392.00			392.00
27149- 1000- 52500- 1010- 001118- 0000- 00000	UnemploymntComp			138.88	176.37	315.25-
27149- 1000- 52710- 0000- 001118- 0000- 00000	WorkersCompPrem	2,101.00	2,101.00		2,101.00	
27149- 1000- 52720- 0000- 001118- 0000- 00000	WorkrsCompERFee	40.00	40.00			40.00
27149- 1000- 52720- 1010- 001118- 0000- 00000	WorkrsCompERFee			13.80	16.10	29.90-
27149- 1000- 56118- 1010- 001118- 0000- 00000	GenSuppliesMats	70,440.00	80,383.00	3,944.07	4,669.01	71,769.92
27149- 1000- 57332- 1010- 001118- 0000- 00000	SupplAssets<\$5k	10,001.00	12,621.00	6,777.86	4,066.85	1,776.29
Total for Func 1000 and Expense accounts		256,000.00	256,000.00	82,048.41	80,455.26	93,496.33
Funds 27149 - PreK Initiative, Func 2600 - Op&MaintofPlant						
27149- 2600- 56118- 0000- 001118- 0000- 00000	GenSuppliesMats			13.55	.01	13.56-
27149- 2600- 57332- 0000- 001118- 0000- 00000	SupplAssets<\$5k	10,000.00	10,000.00	379.50	8,043.37	1,577.13
Total for Func 2600 and Expense accounts		10,000.00	10,000.00	393.05	8,043.38	1,563.57
Total for Funds 27149		266,000.00	266,000.00	82,441.46	88,498.64	95,059.90
Funds 27183 - NM Grown FVV, Func 3100 - FoodSvcsOpertns						
27183- 3100- 56116- 0000- 001118- 0000- 00000	Food	5,000.00	5,000.00	1,755.00		3,245.00
Total for Funds 27183, Func 3100 and Expense accounts		5,000.00	5,000.00	1,755.00	.00	3,245.00
Funds 28211 - Covid Testing, Func 2100 - SuppSvcsStudnts						
28211- 2100- 51300- 0000- 001118- 1216- 00000	AddtnlCompenstn,HealthAss			7,315.00	665.00	7,980.00-
28211- 2100- 52111- 0000- 001118- 0000- 00000	EducRetirement			1,108.25	100.75	1,209.00-
28211- 2100- 52112- 0000- 001118- 0000- 00000	ERARetireeHlth			119.79	13.30	133.09-
Selection Grouped by Account Type, Filtered by User Permissions, (Org = 130, Online/Offline = N, Period = 8, UnPosted JEs? = N, Assets and Liabilities? = N, Restricted Accts? = Y, Funds = 1.8, Objct = 5, Obj Digits = 0, Page Break Lvl =)						

Balances through 02/28/2022						Fiscal Year 2021/22
Funds- Func- Obj ct - Pr gm- Locat n- JbCl - Opt nl	Description	Adopted Budget	Revised Budget	Encumbered	Expenditure	Account Balance
Funds 28211 - Covid Testing, Func 2100 - SuppSvcsStudnts (continued)						
28211- 2100- 52210- 0000- 001118- 0000- 00000	FICA Payments			82.46	41.23	123.69-
28211- 2100- 52220- 0000- 001118- 0000- 00000	MedicarePaymnts				9.64	9.64-
28211- 2100- 52500- 0000- 001118- 0000- 00000	UnemploymntComp				2.19	2.19-
Total for Funds 28211, Func 2100 and Expense accounts		.00	.00	8,625.50	832.11	9,457.61-
Funds 31200 - PubSchCapOutlay, Func 4000 - Capital Outlay						
31200- 4000- 54610- 0000- 001118- 0000- 00000	RentILandBldngs		298,417.00	114,208.50	35,000.00	149,208.50
Total for Funds 31200, Func 4000 and Expense accounts		.00	298,417.00	114,208.50	35,000.00	149,208.50
Funds 31600 - CapImprvmtsHB33, Func 2300 - SupptSvcs-Admin						
31600- 2300- 53712- 0000- 001118- 0000- 00000	CityTaxCollCost	5,433.00	5,433.00		1,965.01	3,467.99
Total for Func 2300 and Expense accounts		5,433.00	5,433.00	.00	1,965.01	3,467.99
Funds 31600 - CapImprvmtsHB33, Func 4000 - Capital Outlay						
31600- 4000- 57200- 0000- 001118- 0000- 00000	BuildingPurchase	1,382,634.00	1,408,754.00			1,408,754.00
Total for Func 4000 and Expense accounts		1,382,634.00	1,408,754.00	.00	.00	1,408,754.00
Total for Funds 31600		1,388,067.00	1,414,187.00	.00	1,965.01	1,412,221.99
Funds 31700 - CapImprvmtsSB-9, Func 4000 - Capital Outlay						
31700- 4000- 57331- 0000- 001118- 0000- 00000	FixedAssets>\$5k	10,000.00	10,000.00			10,000.00
31700- 4000- 57332- 0000- 001118- 0000- 00000	SupplAssets<\$5k	10,350.00	10,350.00	2,701.36	25,681.08	18,032.44-
Total for Funds 31700, Func 4000 and Expense accounts		20,350.00	20,350.00	2,701.36	25,681.08	8,032.44-
Funds 31701 - CapImprvsSB9Loc, Func 2300 - SupptSvcs-Admin						
31701- 2300- 53712- 0000- 001118- 0000- 00000	CityTaxCollCost	2,700.00	2,700.00		1,008.36	1,691.64
Total for Func 2300 and Expense accounts		2,700.00	2,700.00	.00	1,008.36	1,691.64
Funds 31701 - CapImprvsSB9Loc, Func 4000 - Capital Outlay						
31701- 4000- 54315- 0000- 001118- 0000- 00000	MntRepBlgsGrdEq	41,500.00	41,500.00			41,500.00
31701- 4000- 57200- 0000- 001118- 0000- 00000	BuildingPurchase	610,516.00	610,516.00			610,516.00
31701- 4000- 57331- 0000- 001118- 0000- 00000	FixedAssets>\$5k	15,000.00	15,000.00			15,000.00
31701- 4000- 57332- 0000- 001118- 0000- 00000	SupplAssets<\$5k	20,000.00	24,324.00		5,737.81	18,586.19
Total for Func 4000 and Expense accounts		687,016.00	691,340.00	.00	5,737.81	685,602.19
Total for Funds 31701		689,716.00	694,040.00	.00	6,746.17	687,293.83
Funds 31703 - SB9 SMCash, Func 4000 - Capital Outlay						
31703- 4000- 57332- 0000- 001118- 0000- 00000	SupplAssets<\$5k	21,080.00	32,486.00	1,719.00		30,767.00
Total for Funds 31703, Func 4000 and Expense accounts		21,080.00	32,486.00	1,719.00	.00	30,767.00
Total for Org 130 - Christine Duncan Heritage		8,410,757.00	9,343,302.00	2,556,057.17	3,407,584.07	3,379,660.76