

Checks Dated 01/01/2022 through 01/31/2022

Check Number	Check Date	Pay to the Order of	Check Amount
13257	01/04/2022	ABCWUA	1,403.31
13259	01/04/2022	Charter School Nursing Service	6,637.01
13260	01/04/2022	InAccord PC	3,236.25
13261	01/04/2022	Lakeshore Learning Materials	1,447.00
13262	01/04/2022	Marcia Lee Unnever, Kids Focus	455.00
13263	01/04/2022	School Equipment, Inc.	3,722.40
13264	01/05/2022	Pre-Paid Legal Services, Inc.	28.42
13265	01/05/2022	Pre-Paid Legal Services, Inc.	9.48
13270	01/07/2022	Pre-Paid Legal Services, Inc.	37.90
13271	01/07/2022	Blackboard Inc.	1,721.97
13272	01/11/2022	American Family Life	285.48
13274	01/13/2022	Metropolitan Life Insurance	200.00
13275	01/13/2022	Metropolitan Life Insurance	200.00
13276	01/13/2022	Pre-Paid Legal Services, Inc.	37.90
13277	01/13/2022	Accountability and Compliance Resources LLC	707.81
13278	01/13/2022	Amaro's Carpet Cleaning	1,871.64
13279	01/13/2022	Association of Charter School Education Services	3,320.41
13280	01/13/2022	Bilingual Multicultural Services Inc	1,823.09
13281	01/13/2022	Comcast	352.86
13282	01/13/2022	De Lage Landen Financial Services Inc	1,019.01
13283	01/13/2022	Elsa Aguirre	74.98
13284	01/13/2022	Ephesus Office Technologies	678.54
13285	01/13/2022	Fiber Platform, LLC	429.35
13286	01/13/2022	Marcia Lee Unnever, Kids Focus	180.00
13287	01/13/2022	Rising Sun Technologies	2,698.00
13288	01/13/2022	Saylor Family Trust, LLC	35,000.00
13289	01/13/2022	Saylor Family Trust, LLC	514.58
13290	01/13/2022	Scholastic Inc	230.86
13291	01/13/2022	T-Mobile USA Inc	700.00
13292	01/13/2022	Theresa Bustos	345.78
13293	01/13/2022	Verizon Wireless	245.18
13295	01/14/2022	Gorman Industries , INC	4,400.00
13299	01/20/2022	Amaro's Carpet Cleaning	280.48
13300	01/20/2022	Association of Charter School Education Services	30,046.85
13301	01/20/2022	Diverse Development LLC	13,200.00
13302	01/20/2022	Melissa Mendonca	441.11
13303	01/20/2022	NM Gas Company	1,051.66
13304	01/20/2022	Pacific OneSource Inc.	3,399.00
13305	01/20/2022	Quill Corporation	853.18
13306	01/24/2022	NM Dept of Workforce Solutions	915.92
13307	01/28/2022	Accountability and Compliance Resources LLC	707.81
13308	01/28/2022	Alpine Protection LLC	79.98
13309	01/28/2022	Amaro's Carpet Cleaning	560.96
13310	01/28/2022	Crystal Springs	168.55
13311	01/28/2022	Crystal Springs	34.50
13312	01/28/2022	Orkin Pest Control	112.19
13313	01/28/2022	PNM	3,575.53
13314	01/28/2022	Rachel Gamboa	83.85
13329	01/31/2022	Pre-Paid Legal Services, Inc.	37.90

The preceding Checks have been issued in accordance with the District's Policy and authorization of the Board of Trustees. It is recommended that the preceding Checks be approved.



Page 1 of 2

Checks Dated 01/01/2022 through 01/31/2022

Check Number	Check Date	Pay to the Order of	Check Amount
VCH-00000157	01/13/2022	NM Taxation/Revenue Department	6,044.40
VCH-00000158	01/24/2022	New Mexico Taxation and Revenue Department	240.80
VCH-00000159	01/07/2022	NMPSIA	27,256.60
Total Number of Checks			52
			163,105.48

Fund Recap

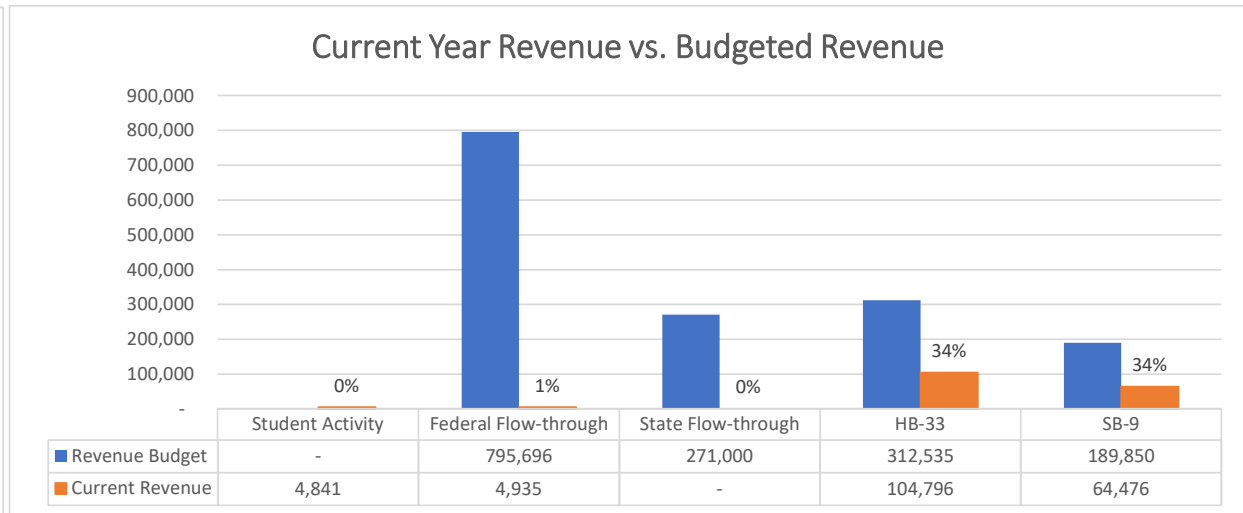
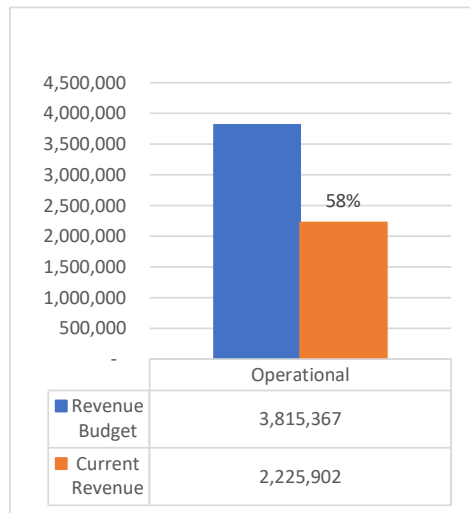
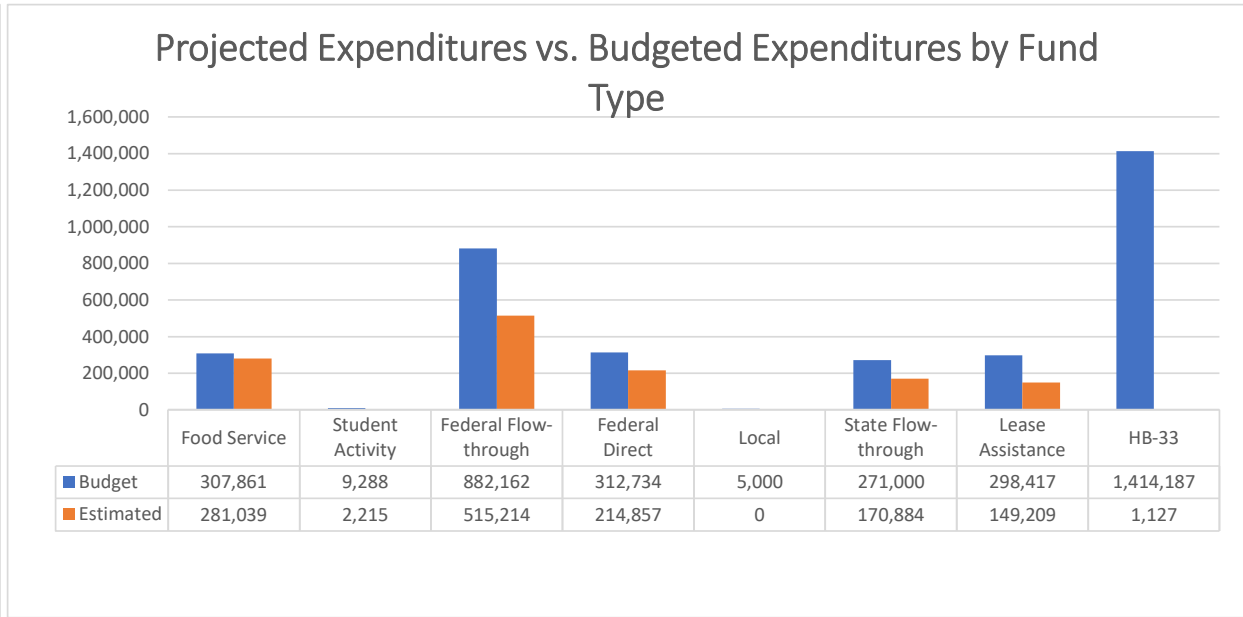
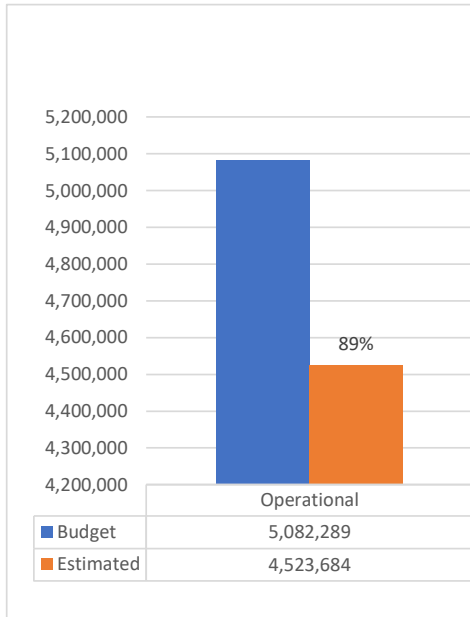
Fund	Description	Check Count	Expensed Amount
11000	Operational Fund	44	94,648.89
21000	Food Services Fund	9	32,362.19
23010	Admin Discretionary Account	1	345.78
24101	Title I - IASA	5	1,056.16
24106	IDEA-B Entitlement	5	1,577.39
24308	CRRSA, ESSER II	4	1,152.59
24316	Air Quality Relief Fund	1	4,259.00
25153	Title XIX MEDICAID 3/21 Years	1	6,637.01
25171	Child & Adult Food Program	1	11,869.69
25205	Gear Up New Mexico Initiative	5	3,726.43
27149	PreK Initiative	5	1,747.95
31700	Capital Improv. SB9	1	3,722.40
Total Number of Checks		52	163,105.48
Less Unpaid Tax Liability			.00
Net (Check Amount)			163,105.48

The preceding Checks have been issued in accordance with the District's Policy and authorization of the Board of Trustees. It is recommended that the preceding Checks be approved.

Christine Duncan Heritage Academy

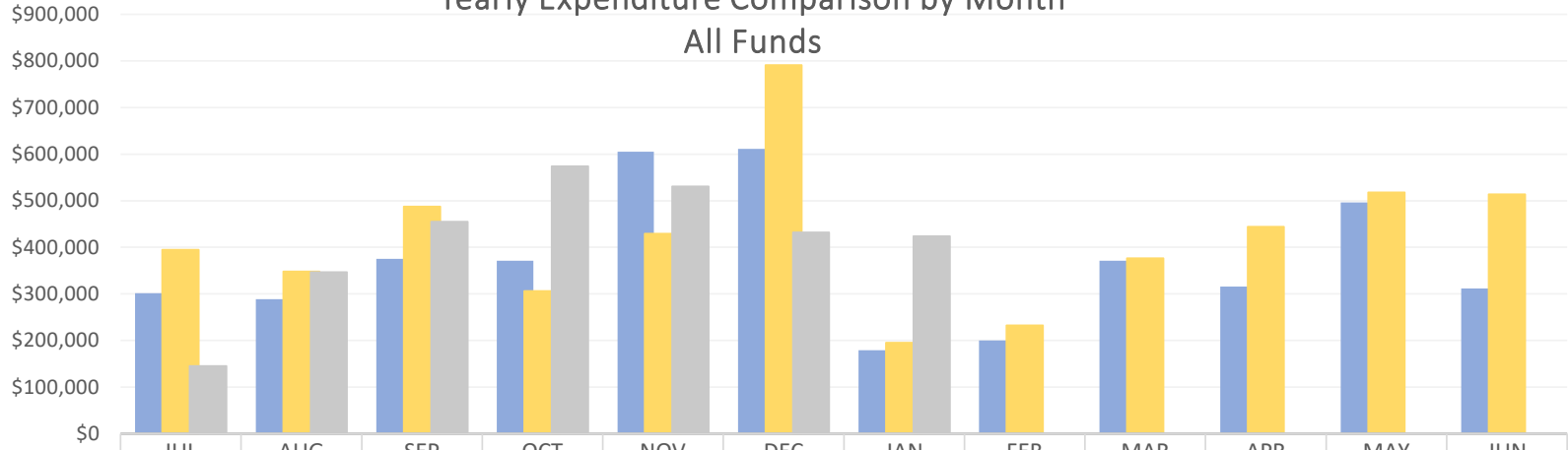
Expenditure Analytical Review

January 31, 2022



Yearly Expenditure Comparison by Month

All Funds

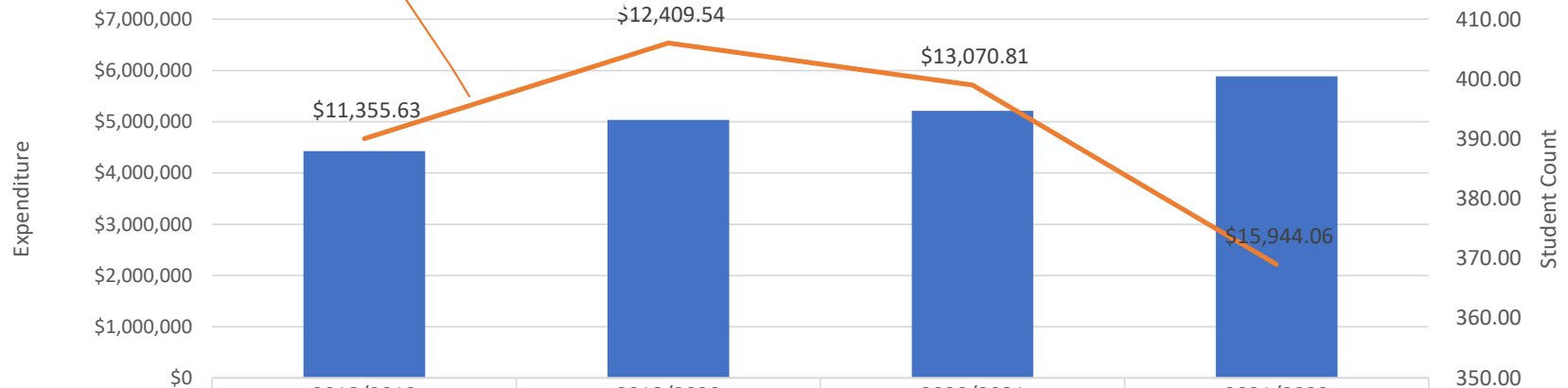


2018/2019	\$301,405	\$288,687	\$375,566	\$371,393	\$605,292	\$611,298	\$178,876	\$200,264	\$371,575	\$315,939	\$496,481	\$311,918
2019/2020	\$394,813	\$348,450	\$487,785	\$306,080	\$429,344	\$791,114	\$195,596	\$232,344	\$376,686	\$444,175	\$517,792	\$514,094
2021/2022	\$145,278	\$346,923	\$454,945	\$574,152	\$531,171	\$432,211	\$423,854					

Spending Per Student

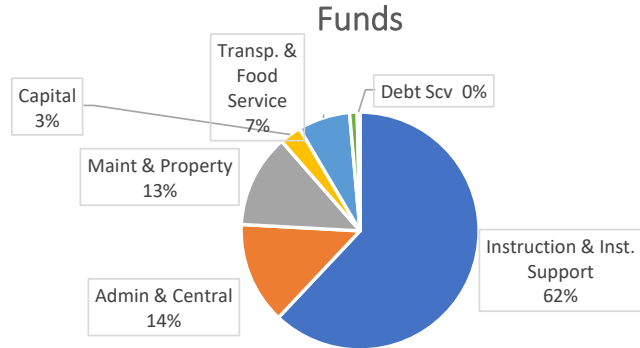
All Funds

Note: amount per year indicates Spending Per Student

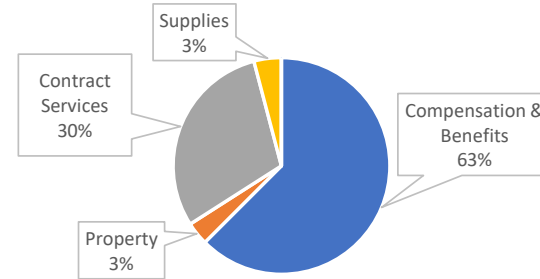


Expenditures	\$4,428,696	\$5,038,274	\$5,215,255	\$5,883,358
Student Count	390.00	406.00	399.00	369.00

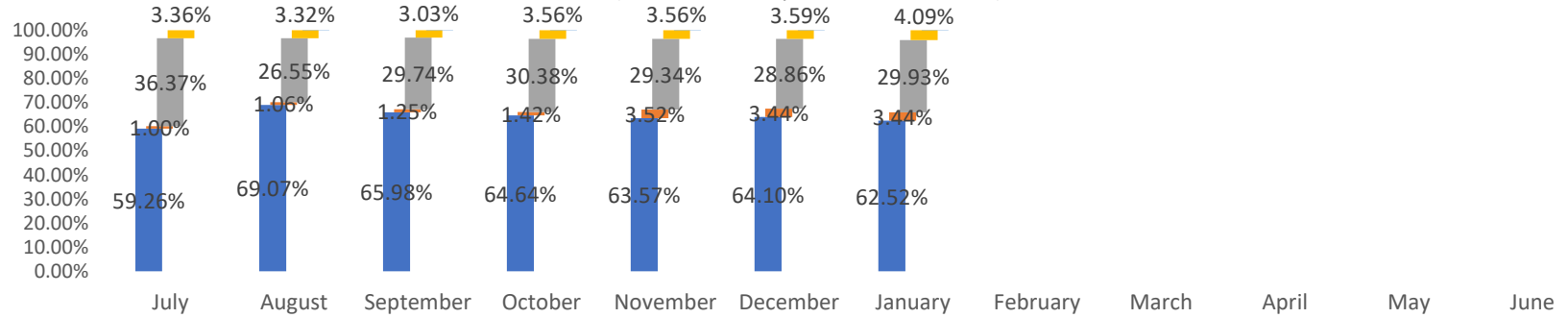
Estimated Expenditures by Function - All Funds



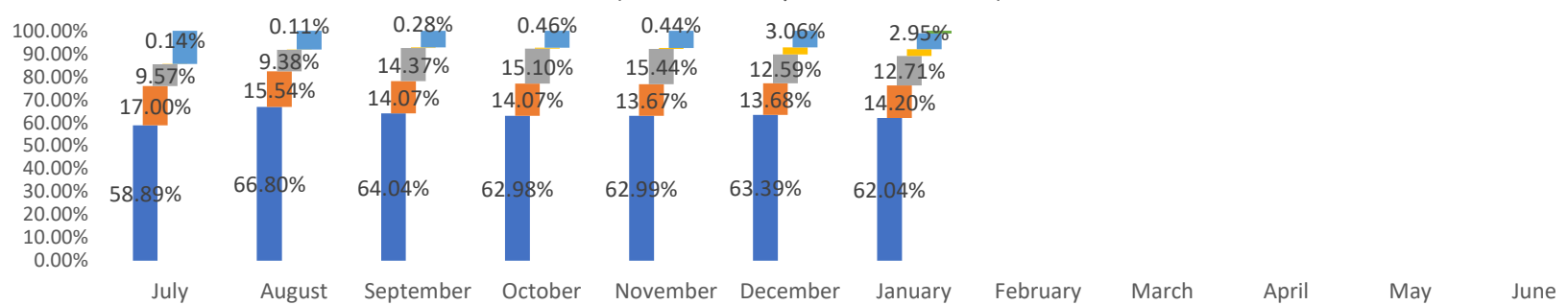
Estimated Expenditures by Object - All Funds



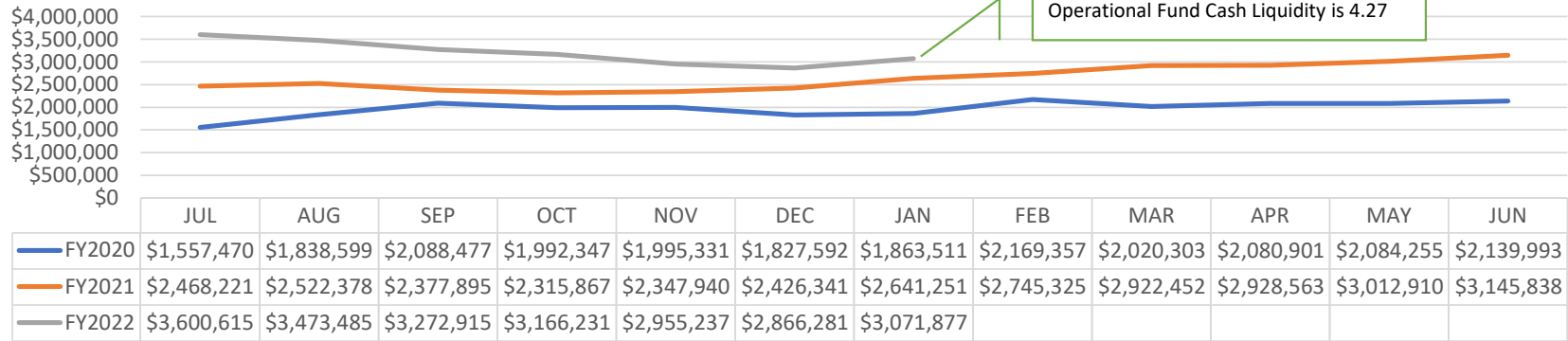
Object Code Change in Percentage by Month (All Funds - Exp & Encumbrance)



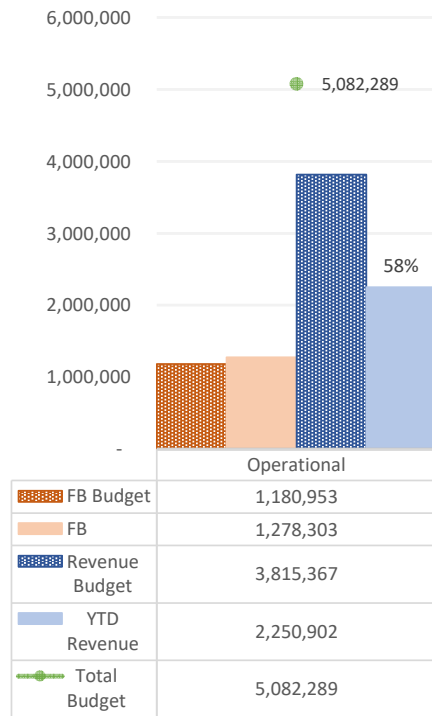
Function Code Change in Percentage by Month (All Funds - Exp & Encumbrance)



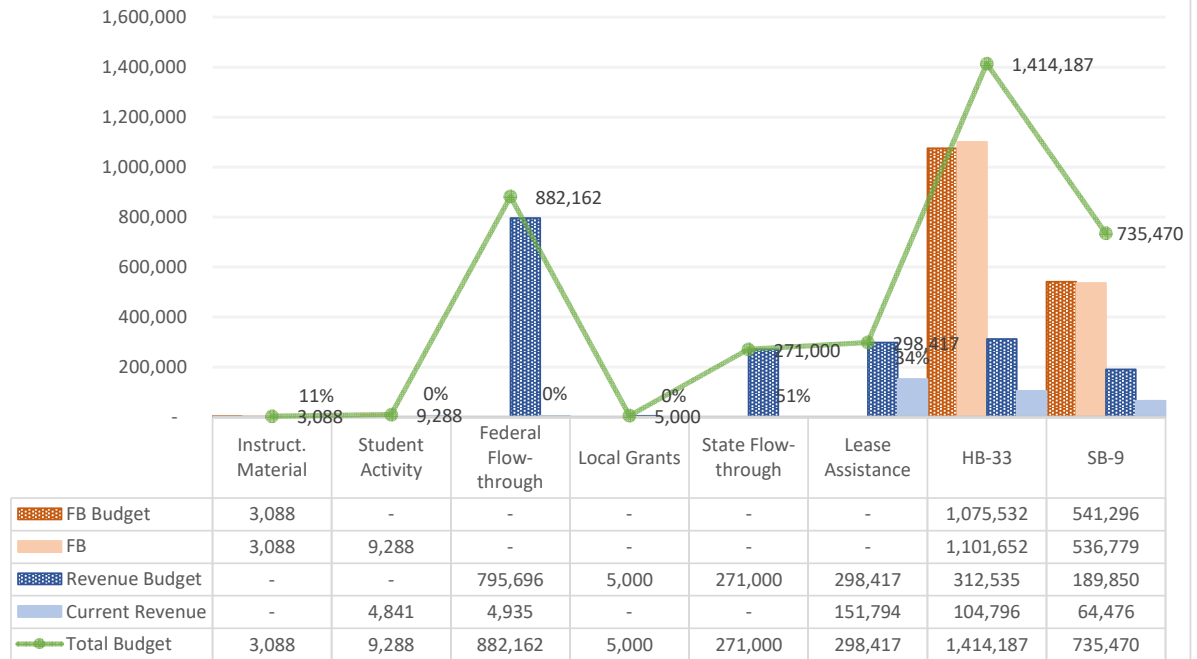
Monthly Cash Balance All Funds



(Operational Fund Only)



Current Year Revenue vs. Budgeted Revenue & Beg Fund Balance vs. Budgeted Fund Balance



Analyzed Business Checking - PF

Account number: 9790384409 ■ January 1, 2022 - January 31, 2022 ■ Page 1 of 4



CHRISTINE DUNCAN'S HERITAGE ACADEMY
1900 ATRISCO DR NW
ALBUQUERQUE NM 87120-1146

Questions?

Call your Customer Service Officer or Client Services
1-800-AT WELLS (1-800-289-3557)
5:00 AM TO 6:00 PM Pacific Time Monday - Friday

Online: wellsfargo.com

Write: Wells Fargo Bank, N.A. (585)
P.O. Box 6995
Portland, OR 97228-6995

Account summary

Analyzed Business Checking - PF

<i>Account number</i>	<i>Beginning balance</i>	<i>Total credits</i>	<i>Total debits</i>	<i>Ending balance</i>
9790384409	\$2,890,970.20	\$567,321.01	-\$329,623.78	\$3,128,667.43

Credits

Deposits

<i>Effective date</i>	<i>Posted date</i>	<i>Amount</i>	<i>Transaction detail</i>
01/13	01/14	1,403.31	Reversal of Check Posted 1-13-22 Reposted 1-14-22 as Serial 0000013257 Our Ref: 1-13-22 00000000
		\$1,403.31	Total deposits

Electronic deposits/bank credits

<i>Effective date</i>	<i>Posted date</i>	<i>Amount</i>	<i>Transaction detail</i>
	01/10	13,482.12	Post Verify Deposit
	01/10	11,226.00	State of NEW Mex Vndr Pymt Nmap0001278785 31703 Capital Outlay Sb-9 Fy22 31703 Capital Outl
	01/11	317,947.22	APS Payments Christine Dncn Christine Duncan Ha Cs
	01/12	2,025.12	State of NEW Mex Vndr Pymt Nmap0001279749 CD.Rfr.2021.10 Gearup-CD.Rfr.2021.10
	01/12	1,480.04	State of NEW Mex Vndr Pymt Nmap0001279751 CD.Rfr.2021.11 Gearup-CD.Rfr.2021.11
	01/14	428.00	State of NEW Mex Vndr Pymt Nmap0001281965 USDA November 2021 USDA November 2021
	01/18	16,895.20	State of NM Earlychild Nmap0001283962 Christine Duncan's Her
	01/18	16,291.52	State of NM Earlychild Nmap0001283963 Christine Duncan's Her
	01/18	10,921.12	State of NM Earlychild Nmap0001283964 Christine Duncan's Her
	01/19	2,827.42	Sandoval County ACH Paymen 588751 December 2021 Distribution Hb-33
	01/19	1,481.12	Sandoval County ACH Paymen 590137 December 2021 Distribution Sb-9



Electronic deposits/bank credits (continued)

<i>Effective date</i>	<i>Posted date</i>	<i>Amount</i>	<i>Transaction detail</i>
	01/21	145,713.66	Bernalillo Count Distr_Pymt Christine Duncans Heri
	01/24	25,199.16	State of NEW Mex Vndr Pymt Nmap0001289181 USDA November 2021 Sso USDA November 2021 Sso
		\$565,917.70	Total electronic deposits/bank credits
		\$567,321.01	Total credits

Debits

Electronic debits/bank debits

<i>Effective date</i>	<i>Posted date</i>	<i>Amount</i>	<i>Transaction detail</i>
	01/06	72,665.65	ACH Prep Origintn - Christine Duncan - File 7878782339 Coid 1205009183
	01/07	27,256.60	WT Seq165562 State of NEW Mexico /Bnf=Nmpsia Srf# 2021 12 Nmpsia Trn#220107165562 Rfb# 71
	01/07	37.90	Legalshield Grp Paymt 250873460148716 Christine Duncan Herit
	01/07	22,754.03	< Business to Business ACH Debit - IRS Usatapytmt 010722 270240723633005 Christine Duncans Heri
	01/11	286.26	Client Analysis Svc Chrg 220110 Svc Chge 1221 000009790384409
	01/13	285.48	< Business to Business ACH Debit - AFLAC Insurance 011122 L7U96701530 Christine Duncans
	01/14	37.90	Legalshield Grp Paymt 250878380148716 Christine Duncan Herit
	01/18	6,044.40	< Business to Business ACH Debit - Tax_Rev_Wwt_Ecks Trd Pmnt 220113 xxxxx5680 Christine Duncan Herit
	01/20	69,445.90	ACH Prep Origintn - Christine Duncan - File 7878782339 Coid 1205009183
	01/21	19,876.08	< Business to Business ACH Debit - IRS Usatapytmt 012122 270242100991952 Christine Duncans Heri
	01/25	915.92	< Business to Business ACH Debit - State of NM Dws Ui Payment 2187777 Christina Duncan Commu
	01/26	240.80	< Business to Business ACH Debit - Tax_Rev_Wkc_Ecks Trd Pmnt 220124 1112850176 Christine Duncan's Her
	01/31	37.90	Legalshield Grp Paymt 250898020148716 Christine Duncan Herit
		\$219,884.82	Total electronic debits/bank debits

< *Business to Business ACH: If this is a business account, this transaction has a return time frame of one business day from post date. This time frame does not apply to consumer accounts.*

Checks paid

<i>Number</i>	<i>Amount</i>	<i>Date</i>	<i>Number</i>	<i>Amount</i>	<i>Date</i>	<i>Number</i>	<i>Amount</i>	<i>Date</i>
1357	1,403.31	01/13	13254	200.00	01/13	13274*	200.00	01/25
13218*	499.00	01/04	13257*	1,403.31	01/12	13275	200.00	01/25
13221*	39.94	01/26	13257	1,403.31	01/14	13277*	707.81	01/24
13227*	1,305.00	01/04	13260*	3,236.25	01/11	13278	1,871.64	01/18
13236*	7,011.88	01/06	13261	1,447.00	01/10	13279	3,320.41	01/21
13240*	100.00	01/03	13262	455.00	01/14	13280	1,823.09	01/24
13244*	1,339.60	01/10	13263	3,722.40	01/12	13281	352.86	01/19
13247*	75.50	01/10	13266*	970.82	01/07	13282	1,019.01	01/31
13249*	1,360.46	01/07	13267	446.75	01/19	13285*	429.35	01/20
13250	531.56	01/07	13269*	219.22	01/11	13286	180.00	01/25
13253*	200.00	01/13	13271*	1,721.97	01/18	13287	2,698.00	01/19

Checks paid (continued)

<i>Number</i>	<i>Amount</i>	<i>Date</i>	<i>Number</i>	<i>Amount</i>	<i>Date</i>	<i>Number</i>	<i>Amount</i>	<i>Date</i>
13288	35,000.00	01/24	13293	245.18	01/24	13302	441.11	01/24
13289	514.58	01/24	13295*	4,400.00	01/24	13303	1,051.66	01/26
13290	230.86	01/26	13296	1,213.27	01/21	13304	3,399.00	01/31
13291	700.00	01/20	13298*	219.22	01/25	13314*	83.85	01/31
13292	345.78	01/18	13301*	13,200.00	01/31	20469*	6,800.00	01/03
			\$109,738.96	Total checks paid				

* *Gap in check sequence.*

 \$329,623.78 Total debits

Daily ledger balance summary

<i>Date</i>	<i>Balance</i>	<i>Date</i>	<i>Balance</i>	<i>Date</i>	<i>Balance</i>
12/31	2,890,970.20	01/11	3,085,728.81	01/20	3,046,314.30
01/03	2,884,070.20	01/12	3,084,108.26	01/21	3,167,618.20
01/04	2,882,266.20	01/13	3,082,019.47	01/24	3,149,685.59
01/06	2,802,588.67	01/14	3,081,954.57	01/25	3,147,970.45
01/07	2,749,677.30	01/18	3,116,078.62	01/26	3,146,407.19
01/10	2,771,523.32	01/19	3,116,889.55	01/31	3,128,667.43
Average daily ledger balance		\$3,024,876.13			

Addendum to Wells Fargo Commercial Account Agreement

Effective March 18, 2022, Wells Fargo is updating the descriptions of its procedures in Wells Fargo's Commercial Account Agreement (and the other agreements governing your commercial deposit account) for determining your account's available balance, posting transactions to your account, and overdrawing your account. In the event of a conflict between this update and any other agreements governing your deposit account, this update will control. Except as expressly modified by this Addendum, these agreements remain in full force and effect. In the Wells Fargo Commercial Account Agreement, delete the provision titled "Available balance, posting order, and overdrafts" (and similar provisions in other agreements governing your Wells Fargo commercial deposit account) and replace them with the following:

Available balance, posting order, and overdrafts

How do we determine your account's available balance?

Your account's available balance is our most current record of the amount of money in your account available for your use or withdrawal. We use the available balance to process your transactions during the day (e.g., wire transfers and other electronic transactions). We also use the available balance when we process your transactions during our nightly processing. We calculate your available balance as follows:

- We start with the ending daily account balance from our prior business day nightly processing that includes all transactions deposited to or paid from your account.
- We subtract from this balance any holds placed on a deposit to your account and any holds placed due to legal process.
- We add pending deposits that are immediately available for your use (including cash deposits, electronic deposits, and the portion of a paper check deposit we make available; see "Funds availability policy" section for details).
- We subtract pending withdrawals we have either received (such as wire transfers and other electronic transactions) or are known to us (such as your checks we receive for payment from your account) but have not processed.

How do we post transactions to your account?

We post transactions each business day (Monday through Friday except federal holidays) during our nightly processing. Once we process a transaction, we post the results to your account. There are three key steps to this process. The most common types of transactions are processed as described below.

1. We determine the available balance in your account (as described above) that we can use to pay your transactions.

2. We sort your transactions into three categories: deposits, "must-pay" transactions, and checks and certain ACH payments.

- Deposits. We credit your account for deposits, including cash and check deposits and incoming electronic transfers, received before the cutoff time at the location the deposit or transfer was made.

- "Must-pay" transactions. A "must-pay" transaction is a withdrawal/payment we have previously authorized and cannot return unpaid, such as account transfers, and teller-cashed checks. If we receive more than one of these transactions for payment from your account, we will generally sort and pay them based on the date and time we received them. Multiple transactions that have the same time will be sorted and paid from lowest to highest dollar amount.

- Checks and certain ACH payments. Finally, we use your remaining funds to pay your checks and preauthorized ACH payments (such as bills you pay by authorizing a third party to withdraw funds directly from your account). If there is more than one of these types of transactions, they will be sorted by the date and time we received them. Multiple transactions that have the same time will be sorted and paid from lowest to highest dollar amount.

3. If the available balance in your account is not enough to pay all of your transactions, we will decide whether to pay your transaction and overdraw your account or return your transaction unpaid.

- Important Note: When we receive multiple transactions on the same day and the available balance in your account is not enough to pay all the transactions, we reserve the right to choose the order in which we pay the transactions, including paying the highest dollar amount first or in any other order we determine in our sole discretion.

How do we handle overdrafts?

At our discretion, we are permitted to pay items into overdraft rather than returning them unpaid. You agree to pay the applicable fee associated with an overdraft or returned item. Any overdraft on your account is immediately due and payable, unless we agree otherwise in writing. You agree to reimburse us for any attorneys' fees and other costs and expenses we incur in recovering the overdraft (including overdraft and associated fees). When we post items in the order of highest to lowest dollar amount, the overdraft and returned item fees may be more than these fees would be if we were to post the items in the order of lowest to highest dollar amount.

Statement Date 01/31/2022

Cash Object 11010

Status Posted

Journal Entry # CA22-00014

Bank Statement Ending Balance	3,128,667.43		Service Charge	286.26
Less: Uncleared Payments	45,248.26		Interest Earned	0.00
Add: Uncleared Deposits	0.00	Difference due to timing: Voided checks reissued in Feb.		
Add: Uncleared Other	0.00			
Adjusted Bank Balance	3,083,419.17	Ck# 13258 \$ 15,004.32	Cleared Payments	326,530.90
System Cash Balance	3,068,255.14	Ck#13294 \$ 160.00	Cleared Deposits	565,917.70
Add: Unposted Charges and Interest	0.00		Cleared Other	1,689.57-
Revised System Cash Balance	3,068,255.14	Total : \$15,164.03		
Difference	15,164.03		Submitted By	JPINEDA, 02/08/2022
			Posted By	BRUNYAN, 02/09/2022

Uncleared Payments

Issued	Check #	Check Amount	Pay To Name	Vendor ID	Emp ID	Bank Acct
08/26/21	12958	200.00	Metropolitan Life Insurance	901002		130MAIN
08/26/21	Batch 08/26/2021	5.00				130MAIN
09/21/21	13024	34.24	NM Gas Company	000558		130MAIN
10/01/21	13057	43.80	Albuquerque Publishing Company	000024		130MAIN
11/13/21	13161	46.11	Susana Corpus		000238	130MAIN
11/19/21	13167	79.98	Alpine Protection LLC	010013		130MAIN
12/10/21	13228(*)		Elsa Aguirre		000247	130MAIN
12/23/21	13252	219.22	NM Child Supp Enforc Agency	901001		130MAIN
12/28/21	VCH-00000154(*)		NM Taxation/Revenue Department	900003		130MAIN
01/04/22	13259	6,637.01	Charter School Nursing Service	000251		130MAIN
01/05/22	13264	28.42	Pre-Paid Legal Services, Inc.	901000		130MAIN
01/05/22	13265	9.48	Pre-Paid Legal Services, Inc.	901000		130MAIN
01/07/22	13273	771.45	Elsa Aguirre		000247	130MAIN
01/13/22	13283	74.98	Elsa Aguirre	ELSA A		130MAIN
01/13/22	13284	678.54	Ephesus Office Technologies	000209		130MAIN
01/20/22	13299	280.48	Amaro's Carpet Cleaning	010114		130MAIN
01/20/22	13300	30,046.85	Association of Charter School Education Ser	000635		130MAIN
01/20/22	13305	853.18	Quill Corporation	000214		130MAIN
01/28/22	13307	707.81	Accountability and Compliance Resources LI	000461		130MAIN
01/28/22	13308	79.98	Alpine Protection LLC	010013		130MAIN
01/28/22	13309	560.96	Amaro's Carpet Cleaning	010114		130MAIN
01/28/22	13310	168.55	Crystal Springs	010183		130MAIN
01/28/22	13311	34.50	Crystal Springs	010183		130MAIN
01/28/22	13312	112.19	Orkin Pest Control	000697		130MAIN
01/28/22	13313	3,575.53	PNM	000178		130MAIN
		45,248.26				
			(*) Cancelled Payments	6,815.85		

Selection Grouped by Org, Cash Object, Statement Date - Sorted by Item date, Item #, (Org = 130, Cash Object IN ('11010'), Bank Statement Date = 1/31/2022, Uncleared Only? = No)



Statement Date 01/31/2022

Cash Object 11010

Status Posted

Journal Entry # CA22-00014

Cleared Payments

Issued	Check #	Check Amount	Cleared Amount	Difference	Cleared	Pay To Name	Vendor ID	Emp ID	Bank Acct
11/12/21	20469	6,800.00	6,800.00		01/31/22	Enome, Inc	ENOME		130MAIN
12/09/21	13218	499.00	499.00		01/31/22	Estrellita, Inc.	901007		130MAIN
12/09/21	13221	39.94	39.94		01/31/22	Melissa Maestas	010136		130MAIN
12/09/21	13227	1,305.00	1,305.00		01/31/22	Zia Promotional Products	010207		130MAIN
12/16/21	13236	7,011.88	7,011.88		01/31/22	Bilingual Multicultural Services, Inc.	000241		130MAIN
12/16/21	13240	100.00	100.00		01/31/22	Maria Garcia	MARGAR		130MAIN
12/16/21	13244	1,339.60	1,339.60		01/31/22	Quill Corporation	000214		130MAIN
12/16/21	13247	75.50	75.50		01/31/22	Quill Corporation	000214		130MAIN
12/23/21	13249	1,360.46	1,360.46		01/31/22	Elsa Aguirre		000247	130MAIN
12/23/21	13250	531.56	531.56		01/31/22	Concepcion Beltran		000252	130MAIN
12/29/21	13253	200.00	200.00		01/31/22	Metropolitan Life Insurance	901002		130MAIN
12/29/21	13254	200.00	200.00		01/31/22	Metropolitan Life Insurance	901002		130MAIN
01/04/22	13257	1,403.31	1,403.31		01/31/22	ABCWUA	000221		130MAIN
01/04/22	13260	3,236.25	3,236.25		01/31/22	InAccord PC	010081		130MAIN
01/04/22	13261	1,447.00	1,447.00		01/31/22	Lakeshore Learning Materials	000533		130MAIN
01/04/22	13262	455.00	455.00		01/31/22	Marcia Lee Unnever, Kids Focus	000579		130MAIN
01/04/22	13263	3,722.40	3,722.40		01/31/22	School Equipment, Inc.	010115		130MAIN
01/07/22	13266	970.82	970.82		01/31/22	Elsa Aguirre		000247	130MAIN
01/07/22	13267	446.75	446.75		01/31/22	Concepcion Beltran		000252	130MAIN
01/07/22	13268	22,754.03	22,754.03		01/31/22	EFTPS	900004		130MAIN
01/07/22	13269	219.22	219.22		01/31/22	NM Child Supp Enforc Agency	901001		130MAIN
01/07/22	13270	37.90	37.90		01/31/22	Pre-Paid Legal Services, Inc.	901000		130MAIN
01/07/22	13271	1,721.97	1,721.97		01/31/22	Blackboard Inc.	000532		130MAIN
01/07/22	Batch 01/07/2022	99,922.25	99,922.25		01/31/22				130MAIN
01/11/22	13272	285.48	285.48		01/31/22	American Family Life	901012		130MAIN
01/13/22	13274	200.00	200.00		01/31/22	Metropolitan Life Insurance	901002		130MAIN
01/13/22	13275	200.00	200.00		01/31/22	Metropolitan Life Insurance	901002		130MAIN
01/13/22	13276	37.90	37.90		01/31/22	Pre-Paid Legal Services, Inc.	901000		130MAIN
01/13/22	13277	707.81	707.81		01/31/22	Accountability and Compliance Resources LI	000461		130MAIN
01/13/22	13278	1,871.64	1,871.64		01/31/22	Amaro's Carpet Cleaning	010114		130MAIN
01/13/22	13279	3,320.41	3,320.41		01/31/22	Association of Charter School Education Ser	000635		130MAIN
01/13/22	13280	1,823.09	1,823.09		01/31/22	Bilingual Multicultural Services Inc	000241		130MAIN
01/13/22	13281	352.86	352.86		01/31/22	Comcast	000208		130MAIN
01/13/22	13282	1,019.01	1,019.01		01/31/22	De Lage Landen Financial Services	000411		130MAIN
01/13/22	13285	429.35	429.35		01/31/22	Fiber Platform, LLC	UPN		130MAIN

Selection Grouped by Org, Cash Object, Statement Date - Sorted by Item date, Item #, (Org = 130, Cash Object IN ('11010'), Bank Statement Date = 1/31/2022, Uncleared Only? = No)



Statement Date 01/31/2022

Cash Object 11010

Status Posted

Journal Entry # CA22-00014

Cleared Payments (continued)

Issued	Check #	Check Amount	Cleared Amount	Difference	Cleared	Pay To Name	Vendor ID	Emp ID	Bank Acct
01/13/22	13286	180.00	180.00		01/31/22	Marcia Lee Unnever, Kids Focus	000579		130MAIN
01/13/22	13287	2,698.00	2,698.00		01/31/22	Rising Sun Technologies	010179		130MAIN
01/13/22	13288	35,000.00	35,000.00		01/31/22	Saylor Family Trust, LLC	000555		130MAIN
01/13/22	13289	514.58	514.58		01/31/22	Saylor Family Trust, LLC	000555		130MAIN
01/13/22	13290	230.86	230.86		01/31/22	Scholastic Inc	010044		130MAIN
01/13/22	13291	700.00	700.00		01/31/22	T-Mobile USA Inc	010181		130MAIN
01/13/22	13292	345.78	345.78		01/31/22	Theresa Bustos	010132		130MAIN
01/13/22	13293	245.18	245.18		01/31/22	Verizon Wireless	000206		130MAIN
01/13/22	Batch 01/13/2022	6,044.40	6,044.40		01/31/22				130MAIN
01/14/22	13295	4,400.00	4,400.00		01/31/22	Gorman Industries , INC	010193		130MAIN
01/20/22	13301	13,200.00	13,200.00		01/31/22	Diverse Development LLC	DIVDEV		130MAIN
01/20/22	13302	441.11	441.11		01/31/22	Melissa Mendonca	010202		130MAIN
01/20/22	13303	1,051.66	1,051.66		01/31/22	NM Gas Company	000558		130MAIN
01/20/22	13304	3,399.00	3,399.00		01/31/22	Pacific OneSource Inc.	010217		130MAIN
01/21/22	13296	1,213.27	1,213.27		01/31/22	Jose Brito		000253	130MAIN
01/21/22	13297	19,876.08	19,876.08		01/31/22	EFTPS	900004		130MAIN
01/21/22	13298	219.22	219.22		01/31/22	NM Child Supp Enforc Agency	901001		130MAIN
01/21/22	Batch 01/21/2022	69,445.90	69,445.90		01/31/22				130MAIN
01/24/22	13306	915.92	915.92		01/31/22	NM Dept of Workforce Solutions	900002		130MAIN
01/24/22	Batch 01/24/2022	240.80	240.80		01/31/22				130MAIN
01/28/22	13314	83.85	83.85		01/31/22	Rachel Gamboa	010198		130MAIN
01/31/22	13329	37.90	37.90		01/31/22	Pre-Paid Legal Services, Inc.	901000		130MAIN
		326,530.90	326,530.90			(*) Cancelled Payments	6,815.85		

Cleared Deposits

Deposited	Deposit #	Deposit Amount	Cleared Amount	Difference	Cleared	Bank Acct
01/10/22	Batch 01/10/2022	24,708.12	24,708.12		01/31/22	130MAIN
01/11/22	Batch 01/11/2022	317,947.22	317,947.22		01/31/22	130MAIN
01/12/22	Batch 01/12/2022	3,505.16	3,505.16		01/31/22	130MAIN
01/14/22	Batch 01/14/2022	428.00	428.00		01/31/22	130MAIN
01/18/22	Batch 01/18/2022	44,107.84	44,107.84		01/31/22	130MAIN
01/19/22	Batch 01/19/2022	4,308.54	4,308.54		01/31/22	130MAIN
01/21/22	Batch 01/21/2022	145,713.66	145,713.66		01/31/22	130MAIN
01/24/22	Batch 01/24/2022	25,199.16	25,199.16		01/31/22	130MAIN
		565,917.70	565,917.70			

Selection Grouped by Org, Cash Object, Statement Date - Sorted by Item date, Item #, (Org = 130, Cash Object IN ('11010'), Bank Statement Date = 1/31/2022, Uncleared Only? = No)



Statement Date 01/31/2022

Cash Object 11010

Status Posted

Journal Entry # CA22-00014

Cleared Other

Effective	JE #	Amount	Cleared Amount	Difference	Cleared	JE Comment	Bank Acct
01/13/22	CA22-00013	1,403.31-	1,403.31-		01/31/22		
01/31/22	CA22-00014	286.26-	286.26-		02/09/22		
		<u>1,689.57-</u>	<u>1,689.57-</u>				

As of 01/31/2022		Fiscal Year 2021/22 Actuals			
Resource	Beginning Balance	Revenue Activity	Expense Activity	Net Activity	Resulting Balance
Fund 11000 - Operational Fund	1,278,303.42	2,250,902.42	2,241,632.39	9,270.03	1,287,573.45
Fund 14000 - Inst. Materials Fund	3,088.37	.00	.00	.00	3,088.37
Fund 21000 - Food Services Fund	100,547.14	262,815.33	170,419.76	92,395.57	192,942.71
Fund 23000 - Non-Instruct. Fund	75.60	1,278.08	.00	1,278.08	1,353.68
Fund 23001 - Athletic	.00	1,846.90	.00	1,846.90	1,846.90
Fund 23003 - Chess Club	39.71	.00	.00	.00	39.71
Fund 23004 - Student Council	2,962.08	.00	.00	.00	2,962.08
Fund 23005 - Yearbook	2,109.50	20.00	.00	20.00	2,129.50
Fund 23006 - Cheer	140.02	.00	.00	.00	140.02
Fund 23007 - Sunshine	181.43	341.34	.00	341.34	522.77
Fund 23010 - Admin Discretionary Account	882.02	1,982.10	1,029.46	952.64	1,834.66
Fund 23102 - General Activities	2,897.49	.00	.00	.00	2,897.49
Fund 24101 - Title I - IASA	52,876.58-	52,876.58	97,855.68	44,979.10-	97,855.68-
Fund 24106 - IDEA-B Entitlement	61,522.49-	61,522.49	52,546.56	8,975.93	52,546.56-
Fund 24118 - Fresh Fruit & Vegetables	7,686.63-	.00	.00	.00	7,686.63-
Fund 24146 - Charter Schools	134,065.89-	134,065.89	.00	134,065.89	.00
Fund 24153 - English Language Acquisition	229.00	.00	237.00	237.00-	8.00-
Fund 24154 - Teach./Princp. Train & Recruit	16,159.00-	16,449.00	2,985.00	13,464.00	2,695.00-
Fund 24301 - CARES Act	31,791.99-	31,791.99	.00	31,791.99	.00
Fund 24305 - GEERF	700.00-	700.00	.00	700.00	.00
Fund 24307 - CARES Act SEL	6,844.85-	6,844.85	.00	6,844.85	.00
Fund 24308 - CRRSA, ESSER II	.00	2,845.00	74,120.77	71,275.77-	71,275.77-
Fund 24312 - CRRSA Retention Stipends	.00	1,800.00	1,800.00	.00	.00
Fund 24316 - Air Quality Relief Fund	.00	.00	4,259.00	4,259.00-	4,259.00-
Fund 25153 - Title XIX MEDICAID 3/21 Years					

Selection Grouped by Fund - Sorted by Resource, (Org = 130, As of Date = 1/31/2022, Actuals = Y, Enc = N, SACS Fund = N, SACS Rsrc = N, SACS = N, Restricted Accts = Y)

SCHOOLABILITY

Page 1 of 2

As of 01/31/2022	Fiscal Year 2021/22 Actuals				
Resource	Beginning Balance	Revenue Activity	Expense Activity	Net Activity	Resulting Balance
Fund 25153 - Title XIX MEDICAID 3/21 Years	39,431.00	20,321.84	44,854.42	24,532.58-	14,898.42
Fund 25171 - Child & Adult Food Program	64,519.94	.00	93,072.25	93,072.25-	28,552.31-
Fund 25205 - Gear Up New Mexico Initiative	51,951.92-	52,757.63	22,702.64	30,054.99	21,896.93-
Fund 26177 - Elementry & Mid Sch Initiative	2,320.34-	2,260.00	.00	2,260.00	60.34-
Fund 27109 - Instructional Materials- GAA	3,500.58	.00	.00	.00	3,500.58
Fund 27149 - PreK Initiative	85,038.20-	85,038.20	77,462.87	7,575.33	77,462.87-
Fund 27183 - NM Grown FVV	1,318.50-	1,318.50	.00	1,318.50	.00
Fund 28211 - NM Schools Covid Testing	.00	24,000.00	.00	24,000.00	24,000.00
Fund 31200 - Public School Capital Outlay	151,793.50-	151,793.50	.00	151,793.50	.00
Fund 31600 - Capital Improv. HB 33	1,101,652.27	112,728.11	1,127.27	111,600.84	1,213,253.11
Fund 31700 - Capital Improv. SB9	8,841.17-	8,841.17	16,118.14	7,276.97-	16,118.14-
Fund 31701 - Capital Improv. SB9 Local	535,766.40	57,217.26	6,309.98	50,907.28	586,673.68
Fund 31703 - SB9 State Match Cash	9,854.00	11,226.00	.00	11,226.00	21,080.00
Total for Org	2,533,268.91	3,355,584.18	2,908,533.19	447,050.99	2,980,319.90

Balances through 01/31/2022						Fiscal Year 2021/22
Funds- Func- Obj ct - Pr gm- Locat n- JbCl - Opt nl	Description	Adopted Budget	Revised Budget	Encumbered	Expenditure	Account Balance
Funds 11000 - Operational, Func 0000 - NoFunctionCode						
11000- 0000- 53711- 1010- 001118- 0000- 00000	Other Charges			61,842.42		61,842.42-
Total for Func 0000 and Expense accounts		.00	.00	61,842.42	.00	61,842.42-
Funds 11000 - Operational, Func 1000 - Instruction						
11000- 1000- 51100- 0000- 001118- 1611- 00000	SalariesExpense,SubsSickL		31,724.00	11,538.60	17,756.14	2,429.26
11000- 1000- 51100- 1010- 001118- 1411- 00000	SalariesExpense,Teachers	525,331.00	525,331.00	300,329.32	233,837.93	8,836.25-
11000- 1000- 51100- 1010- 001118- 1413- 00000	SalariesExpense,TeachersE	104,169.00	104,683.00	24,128.10	23,194.21	57,360.69
11000- 1000- 51100- 1010- 001118- 1711- 00000	SalariesExpense,InstAsst1	22,712.00	22,712.00			22,712.00
11000- 1000- 51100- 1010- 001118- 1713- 00000	SalariesExpense,InstAsst-	73,461.00	73,824.00	42,212.55	30,592.74	1,018.71
11000- 1000- 51100- 2000- 001118- 1412- 00000	SalariesExpense,Teachers	226,795.00	284,185.00	133,642.82	112,845.94	37,696.24
11000- 1000- 51100- 2000- 001118- 1712- 00000	SalariesExpense,InstAsstS			8,033.68	2,142.32	10,176.00-
11000- 1000- 51100- 4010- 001118- 1413- 00000	SalariesExpense,TeachersE	93,094.00	93,094.00	53,499.45	39,232.93	361.62
11000- 1000- 51100- 4010- 001118- 1416- 00000	SalariesExpense,TeachersO	321,417.00	405,527.00	268,073.70	178,761.23	41,307.93-
11000- 1000- 51100- 4025- 001118- 1412- 00000	SalariesExpense,Teachers	106,029.00	160,546.00	95,042.02	65,503.84	.14
11000- 1000- 51200- 1010- 001118- 1713- 00000	OvertimeExpense,InstAsst-				34.01	34.01-
11000- 1000- 51300- 1010- 001118- 1411- 00000	AddtnlCompenstn,Teachers	27,000.00	27,000.00	12,576.75	34,878.02	20,454.77-
11000- 1000- 51300- 1010- 001118- 1621- 00000	AddtnlCompenstn,Sum/After				420.00	420.00-
11000- 1000- 51300- 1010- 001118- 1711- 00000	AddtnlCompenstn,InstAsst1		824.00		2,352.50	1,528.50-
11000- 1000- 51300- 1010- 001118- 1713- 00000	AddtnlCompenstn,InstAsst-		27.00		136.50	109.50-
11000- 1000- 51300- 2000- 001118- 1412- 00000	AddtnlCompenstn,Teachers	4,500.00			90.92	90.92-
11000- 1000- 51300- 4010- 001118- 1411- 00000	AddtnlCompenstn,Teachers	18,000.00	22,961.00	20,520.54	16,676.32	14,235.86-
11000- 1000- 51300- 4010- 001118- 1416- 00000	AddtnlCompenstn,TeachersO	24,000.00	36,663.00	18,172.35	18,550.05	59.40-
11000- 1000- 51300- 4025- 001118- 1412- 00000	AddtnlCompenstn,Teachers				94.12	94.12-
11000- 1000- 51300- 4040- 001118- 0000- 00000	AddtnlCompenstn,NoJobClas		60,000.00			60,000.00
11000- 1000- 51300- 4040- 001118- 1411- 00000	AddtnlCompenstn,Teachers		54,945.00		91,658.51	36,713.51-
11000- 1000- 51300- 4040- 001118- 1711- 00000	AddtnlCompenstn,InstAsst1		25,424.00		21,719.13	3,704.87
11000- 1000- 51300- 9000- 001118- 1618- 00000	AddtnlCompenstn,Athletics		1,500.00		1,500.00	
11000- 1000- 51300- 9000- 001118- 1621- 00000	AddtnlCompenstn,Sum/After		15,000.00		11,190.00	3,810.00
11000- 1000- 52111- 0000- 001118- 0000- 00000	EducRetirement		3,771.00	1,748.10	2,563.87	540.97-
11000- 1000- 52111- 1010- 001118- 0000- 00000	EducRetirement	113,995.00	113,743.00	57,455.85	45,508.21	10,778.94
11000- 1000- 52111- 2000- 001118- 0000- 00000	EducRetirement	34,999.00	43,054.00	21,463.96	17,434.46	4,155.58
11000- 1000- 52111- 4010- 001118- 0000- 00000	EducRetirement	68,541.00	84,519.00	54,580.19	37,529.58	7,590.77-
11000- 1000- 52111- 4025- 001118- 0000- 00000	EducRetirement	16,064.00	24,281.00	14,398.95	9,895.36	13.31-
11000- 1000- 52111- 4040- 001118- 0000- 00000	EducRetirement		11,874.00		8,350.64	3,523.36
11000- 1000- 52111- 9000- 001118- 0000- 00000	EducRetirement		3,200.00		1,922.55	1,277.45
11000- 1000- 52112- 0000- 001118- 0000- 00000	ERARetireeHlth		498.00	230.70	338.41	71.11-
11000- 1000- 52112- 1010- 001118- 0000- 00000	ERARetireeHlth	15,093.00	15,060.00	7,584.74	6,007.55	1,467.71

Selection Grouped by Account Type, Filtered by User Permissions, (Org = 130, Online/Offline = N, Period = 7, UnPosted JEs? = N, Assets and Liabilities? = N, Restricted Accts? = Y, Funds = 1.8, Objct = 5, Obj Digits = 0, Page Break Lvl =)

Balances through 01/31/2022						Fiscal Year 2021/22
Funds- Func- Obj ct - Pr gm- Locat n- JbCl - Opt nl	Description	Adopted Budget	Revised Budget	Encumbered	Expenditure	Account Balance
Funds 11000 - Operational, Func 1000 - Instruction (continued)						
11000- 1000- 52112- 2000- 001118- 0000- 00000	ERARetireeHlth	4,628.00	5,684.00	2,833.52	2,301.59	548.89
11000- 1000- 52112- 4010- 001118- 0000- 00000	ERARetireeHlth	9,106.00	11,159.00	7,205.60	4,954.65	1,001.25-
11000- 1000- 52112- 4025- 001118- 0000- 00000	ERARetireeHlth	2,121.00	3,206.00	1,900.80	1,306.29	1.09-
11000- 1000- 52112- 4040- 001118- 0000- 00000	ERARetireeHlth		1,448.00		1,102.34	345.66
11000- 1000- 52112- 9000- 001118- 0000- 00000	ERARetireeHlth		400.00		253.79	146.21
11000- 1000- 52210- 0000- 001118- 0000- 00000	FICA Payments		1,595.00	715.35	1,100.89	221.24-
11000- 1000- 52210- 1010- 001118- 0000- 00000	FICA Payments	46,767.00	46,767.00	23,477.78	20,083.96	3,205.26
11000- 1000- 52210- 2000- 001118- 0000- 00000	FICA Payments	14,342.00	14,988.00	6,572.69	5,513.27	2,902.04
11000- 1000- 52210- 4010- 001118- 0000- 00000	FICA Payments	28,214.00	34,490.00	22,276.69	15,660.86	3,447.55-
11000- 1000- 52210- 4025- 001118- 0000- 00000	FICA Payments	6,575.00	9,954.00	5,892.60	4,067.07	5.67-
11000- 1000- 52210- 4040- 001118- 0000- 00000	FICA Payments		8,347.00		6,932.22	1,414.78
11000- 1000- 52210- 9000- 001118- 0000- 00000	FICA Payments				786.83	786.83-
11000- 1000- 52220- 0000- 001118- 0000- 00000	MedicarePaymnts		373.00	167.25	257.46	51.71-
11000- 1000- 52220- 1010- 001118- 0000- 00000	MedicarePaymnts	10,949.00	10,949.00	5,490.58	4,697.04	761.38
11000- 1000- 52220- 2000- 001118- 0000- 00000	MedicarePaymnts	3,356.00	3,506.00	1,537.27	1,289.47	679.26
11000- 1000- 52220- 4010- 001118- 0000- 00000	MedicarePaymnts	6,608.00	8,067.00	5,210.16	3,662.57	805.73-
11000- 1000- 52220- 4025- 001118- 0000- 00000	MedicarePaymnts	1,538.00	2,328.00	1,378.05	951.14	1.19-
11000- 1000- 52220- 4040- 001118- 0000- 00000	MedicarePaymnts		1,917.00		1,621.34	295.66
11000- 1000- 52220- 9000- 001118- 0000- 00000	MedicarePaymnts				184.05	184.05-
11000- 1000- 52311- 0000- 001118- 0000- 00000	Hth&MedPremiums				7,278.70	7,278.70-
11000- 1000- 52311- 1010- 001118- 0000- 00000	Hth&MedPremiums	61,059.00	61,059.00	15,413.44	2,833.86	42,811.70
11000- 1000- 52311- 2000- 001118- 0000- 00000	Hth&MedPremiums	15,842.00	17,773.00	10,102.68	2,171.61	5,498.71
11000- 1000- 52311- 4010- 001118- 0000- 00000	Hth&MedPremiums	44,845.00	45,737.00	32,347.56	17,359.88	3,970.44-
11000- 1000- 52311- 4025- 001118- 0000- 00000	Hth&MedPremiums	9,924.00	9,924.00	14,448.42	5,809.44	10,333.86-
11000- 1000- 52312- 0000- 001118- 0000- 00000	Life		63.00		225.22	162.22-
11000- 1000- 52312- 1010- 001118- 0000- 00000	Life	969.00	1,077.00	552.30	398.08	126.62
11000- 1000- 52312- 2000- 001118- 0000- 00000	Life	228.00	306.00	178.84	105.20	21.96
11000- 1000- 52312- 4010- 001118- 0000- 00000	Life	456.00	624.00	360.78	244.04	19.18
11000- 1000- 52312- 4025- 001118- 0000- 00000	Life	114.00	179.00	110.46	65.75	2.79
11000- 1000- 52313- 0000- 001118- 0000- 00000	Dental		29.00		382.02	353.02-
11000- 1000- 52313- 1010- 001118- 0000- 00000	Dental	3,395.00	3,395.00	1,274.84	1,116.86	1,003.30
11000- 1000- 52313- 2000- 001118- 0000- 00000	Dental	598.00	1,189.00	558.46	290.49	340.05
11000- 1000- 52313- 4010- 001118- 0000- 00000	Dental	1,608.00	25,664.00	1,397.06	809.94	23,457.00
11000- 1000- 52313- 4025- 001118- 0000- 00000	Dental	392.00	392.00	587.86	249.61	445.47-
11000- 1000- 52314- 0000- 001118- 0000- 00000	Vision		21.00		118.77	97.77-
11000- 1000- 52314- 1010- 001118- 0000- 00000	Vision	708.00	708.00	191.10	176.08	340.82

Selection Grouped by Account Type, Filtered by User Permissions, (Org = 130, Online/Offline = N, Period = 7, UnPosted JEs? = N, Assets and Liabilities? = N, Restricted Accts? = Y, Funds = 1.8, Objct = 5, Obj Digits = 0, Page Break Lvl =)

Balances through 01/31/2022						Fiscal Year 2021/22	
Funds- Func- Obj ct - Pr gm- Locat n- Jb Cl - Opt nl	Description	Adopted Budget	Revised Budget	Encumbered	Expenditure	Account Balance	
Funds 11000 - Operational, Func 1000 - Instruction (continued)							
11000- 1000- 52314- 2000- 001118- 0000- 00000	Vision	122.00	24,178.00	139.72	58.70	23,979.58	
11000- 1000- 52314- 4010- 001118- 0000- 00000	Vision	402.00	402.00	271.04	157.23	26.27-	
11000- 1000- 52314- 4025- 001118- 0000- 00000	Vision	76.00	76.00	44.10	28.35	3.55	
11000- 1000- 52315- 0000- 001118- 0000- 00000	Disability		25.00		227.33	202.33-	
11000- 1000- 52315- 1010- 001118- 0000- 00000	Disability	947.00	947.00	339.85	180.79	426.36	
11000- 1000- 52315- 2000- 001118- 0000- 00000	Disability	356.00	356.00	189.97	142.22	23.81	
11000- 1000- 52315- 4010- 001118- 0000- 00000	Disability	691.00	691.00	336.84	110.34	243.82	
11000- 1000- 52315- 4025- 001118- 0000- 00000	Disability	365.00	365.00	212.03	136.31	16.66	
11000- 1000- 52500- 0000- 001118- 0000- 00000	UnemploymntComp		86.00	38.10	45.55	2.35	
11000- 1000- 52500- 1010- 001118- 0000- 00000	UnemploymntComp	1,530.00	1,530.00	957.88	495.63	76.49	
11000- 1000- 52500- 2000- 001118- 0000- 00000	UnemploymntComp	360.00	428.00	248.62	68.76	110.62	
11000- 1000- 52500- 4010- 001118- 0000- 00000	UnemploymntComp	720.00	1,175.00	874.11	388.83	87.94-	
11000- 1000- 52500- 4025- 001118- 0000- 00000	UnemploymntComp	180.00	314.00	219.38	93.87	.75	
11000- 1000- 52500- 4040- 001118- 0000- 00000	UnemploymntComp		95.00		144.37	49.37-	
11000- 1000- 52500- 9000- 001118- 0000- 00000	UnemploymntComp				10.09	10.09-	
11000- 1000- 52710- 0000- 001118- 0000- 00000	WorkersCompPrem				8.60-	8.60	
11000- 1000- 52710- 1010- 001118- 0000- 00000	WorkersCompPrem	11,804.00	12,564.00		12,564.00		
11000- 1000- 52710- 2000- 001118- 0000- 00000	WorkersCompPrem	3,687.00	3,687.00		3,687.00		
11000- 1000- 52710- 4010- 001118- 0000- 00000	WorkersCompPrem	6,741.00	6,741.00		6,741.00		
11000- 1000- 52710- 4025- 001118- 0000- 00000	WorkersCompPrem	1,725.00	1,725.00		1,725.00		
11000- 1000- 52720- 0000- 001118- 0000- 00000	WorkrsCompERFee		10.00	4.60	4.60	.80	
11000- 1000- 52720- 1010- 001118- 0000- 00000	WorkrsCompERFee	170.00	170.00	69.00	47.84	53.16	
11000- 1000- 52720- 2000- 001118- 0000- 00000	WorkrsCompERFee	40.00	46.00	23.00	16.10	6.90	
11000- 1000- 52720- 4010- 001118- 0000- 00000	WorkrsCompERFee	80.00	92.00	49.68	31.74	10.58	
11000- 1000- 52720- 4025- 001118- 0000- 00000	WorkrsCompERFee	20.00	26.00	13.80	6.90	5.30	
11000- 1000- 53330- 1010- 001118- 0000- 00000	ProfessDevelop	8,100.00	16,340.00	2,012.00	10,390.44	3,937.56	
11000- 1000- 53330- 4040- 001118- 0000- 00000	ProfessDevelop		3,339.00	3,338.88		.12	
11000- 1000- 53711- 1010- 001118- 0000- 00000	Other Charges	500.00	2,150.00	1,765.00	921.21	536.21-	
11000- 1000- 53711- 9000- 001118- 0000- 00000	Other Charges				665.00	665.00-	
11000- 1000- 55817- 1010- 001118- 0000- 00000	Student Travel	2,000.00	2,000.00			2,000.00	
11000- 1000- 55819- 1010- 001118- 0000- 00000	EmpTravTeachers	1,000.00	1,000.00			1,000.00	
11000- 1000- 55915- 1010- 001118- 0000- 00000	OthContractSvcs	59,800.00	72,250.00	60,197.50	15,307.50	3,255.00-	
11000- 1000- 56112- 1010- 001118- 0000- 00000	Other Textbooks	90,945.00	90,945.00	2,574.25	139.11	88,231.64	
11000- 1000- 56113- 1010- 001118- 0000- 00000	Software	43,495.00	43,495.00	1,330.00	25,098.05	17,066.95	
11000- 1000- 56118- 1010- 001118- 0000- 00000	GenSuppliesMats	35,000.00	64,850.00	32,907.90	23,817.67	8,124.43	
11000- 1000- 57331- 1010- 001118- 0000- 00000	FixedAssets>\$5k	235,398.00	142,281.00			142,281.00	

Selection Grouped by Account Type, Filtered by User Permissions, (Org = 130, Online/Offline = N, Period = 7, UnPosted JEs? = N, Assets and Liabilities? = N, Restricted Accts? = Y, Funds = 1.8, Objct = 5, Obj Digits = 0, Page Break Lvl =)

Balances through 01/31/2022						Fiscal Year 2021/22
Funds- Func- Obj ct - Pr gm- Locat n- Jb Cl - Opt nl	Description	Adopted Budget	Revised Budget	Encumbered	Expenditure	Account Balance
Funds 11000 - Operational, Func 1000 - Instruction (continued)						
11000- 1000- 57331- 4030- 001118- 0000- 00000	FixedAssets>\$5k	338,328.00				
11000- 1000- 57331- 4040- 001118- 0000- 00000	FixedAssets>\$5k	102,251.00	50,940.00			50,940.00
11000- 1000- 57332- 1010- 001118- 0000- 00000	SupplAssets<\$5k	2,000.00	143,603.00	59,832.27	23,497.85	60,272.88
Total for Func 1000 and Expense accounts		3,018,375.00	3,268,210.00	1,475,404.03	1,276,021.15	516,784.82
Funds 11000 - Operational, Func 2100 - SuppSvcsStudnts						
11000- 2100- 51100- 0000- 001118- 1211- 00000	SalariesExpense,CoordSubS		75,481.00		10,984.64	64,496.36
11000- 2100- 51100- 4025- 001118- 1211- 00000	SalariesExpense,CoordSubS	62,000.00				
11000- 2100- 51100- 4025- 001118- 1214- 00000	SalariesExpense,Couns-Soc	51,271.00	51,525.00	29,725.50	21,798.70	.80
11000- 2100- 51300- 0000- 001118- 1211- 00000	AddtnlCompenstn,CoordSubS		4,590.00		4,590.00	
11000- 2100- 51300- 0000- 001118- 1218- 00000	AddtnlCompenstn,SchlStude		164.00		163.62	.38
11000- 2100- 52111- 0000- 001118- 0000- 00000	EducRetirement		11,460.00		2,384.34	9,075.66
11000- 2100- 52111- 4025- 001118- 0000- 00000	EducRetirement	17,161.00	7,806.00	4,503.45	3,302.53	.02
11000- 2100- 52112- 0000- 001118- 0000- 00000	ERARetireeHlth		1,513.00		314.75	1,198.25
11000- 2100- 52112- 4025- 001118- 0000- 00000	ERARetireeHlth	2,266.00	1,031.00	594.45	435.93	.62
11000- 2100- 52210- 0000- 001118- 0000- 00000	FICA Payments		4,703.00		988.16	3,714.84
11000- 2100- 52210- 4025- 001118- 0000- 00000	FICA Payments	7,023.00	3,195.00	1,843.05	1,351.57	.38
11000- 2100- 52220- 0000- 001118- 0000- 00000	MedicarePaymnts		1,100.00		231.10	868.90
11000- 2100- 52220- 4025- 001118- 0000- 00000	MedicarePaymnts	1,643.00	747.00	430.95	316.03	.02
11000- 2100- 52311- 0000- 001118- 0000- 00000	Hth&MedPremiums		4,890.00		1,215.85	3,674.15
11000- 2100- 52311- 4025- 001118- 0000- 00000	Hth&MedPremiums	19,078.00	8,078.00	3,409.00	1,965.11	2,703.89
11000- 2100- 52312- 0000- 001118- 0000- 00000	Life		66.00		13.15	52.85
11000- 2100- 52312- 4025- 001118- 0000- 00000	Life	114.00	61.00	36.82	21.04	3.14
11000- 2100- 52313- 0000- 001118- 0000- 00000	Dental		108.00		35.75	72.25
11000- 2100- 52313- 4025- 001118- 0000- 00000	Dental	515.00	198.00	120.12	77.22	.66
11000- 2100- 52314- 0000- 001118- 0000- 00000	Vision		47.00		12.53	34.47
11000- 2100- 52314- 4025- 001118- 0000- 00000	Vision	148.00	44.00	26.32	16.92	.76
11000- 2100- 52315- 0000- 001118- 0000- 00000	Disability				4.89	4.89-
11000- 2100- 52315- 4025- 001118- 0000- 00000	Disability	464.00	169.00	102.55	65.93	.52
11000- 2100- 52500- 0000- 001118- 0000- 00000	UnemploymntComp		90.00		.87	89.13
11000- 2100- 52500- 4025- 001118- 0000- 00000	UnemploymntComp	180.00	180.00	81.64	13.08	85.28
11000- 2100- 52710- 4025- 001118- 0000- 00000	WorkersCompPrem	1,842.00	1,842.00		1,842.00	
11000- 2100- 52720- 0000- 001118- 0000- 00000	WorkrsCompERFee		10.00		2.30	7.70
11000- 2100- 52720- 4025- 001118- 0000- 00000	WorkrsCompERFee	20.00	20.00	4.60	2.30	13.10
11000- 2100- 53211- 2000- 001118- 0000- 00000	DiagsContracted	15,853.00	17,465.00	11,801.06	5,663.24	.70
11000- 2100- 53212- 2000- 001118- 0000- 00000	SpeechThrpsCont	25,000.00	25,000.00	1,510.18	9,526.55	13,963.27
11000- 2100- 53213- 2000- 001118- 0000- 00000	OccThrpstCont	27,000.00	27,000.00	2,749.46	8,772.39	15,478.15

Selection Grouped by Account Type, Filtered by User Permissions, (Org = 130, Online/Offline = N, Period = 7, UnPosted JE? = N, Assets and Liabilities? = N, Restricted Accts? = Y, Funds = 1.8, Objct = 5, Obj Digits = 0, Page Break Lvl =)

Balances through 01/31/2022						Fiscal Year 2021/22
Funds- Func- Obj ct - Pr gm- Locat n- JbCl - Opt nl	Description	Adopted Budget	Revised Budget	Encumbered	Expenditure	Account Balance
Funds 11000 - Operational, Func 2100 - SuppSvcsStudnts (continued)						
11000- 2100- 53330- 0000- 001118- 0000- 00000	ProfessDevelop		200.00	200.00		
11000- 2100- 53414- 0000- 001118- 0000- 00000	OthProfTechSvcs	3,900.00	7,118.00	5,817.50	1,300.00	.50
11000- 2100- 53711- 0000- 001118- 0000- 00000	Other Charges	500.00	500.00			500.00
11000- 2100- 55915- 0000- 001118- 0000- 00000	OthContractSvcs	5,500.00	7,079.00	2,831.23	4,246.86	.91
11000- 2100- 55915- 4025- 001118- 0000- 00000	OthContractSvcs	59,880.00	6,280.00		6,254.05	25.95
11000- 2100- 56118- 0000- 001118- 0000- 00000	GenSuppliesMats	15,000.00	15,000.00	3,541.70	2,239.84	9,218.46
11000- 2100- 56118- 4025- 001118- 0000- 00000	GenSuppliesMats	2,500.00	2,500.00	573.01	1,689.93	237.06
Total for Func 2100 and Expense accounts		318,858.00	287,260.00	69,902.59	91,843.17	125,514.24
Funds 11000 - Operational, Func 2300 - SupptSvcs-Admin						
11000- 2300- 51100- 0000- 001118- 1111- 00000	SalariesExpense,Superinte	106,591.00	118,952.00	54,900.82	64,050.98	.20
11000- 2300- 52111- 0000- 001118- 0000- 00000	EducRetirement	16,149.00	18,022.00	8,317.44	9,703.68	.88
11000- 2300- 52112- 0000- 001118- 0000- 00000	ERARetireeHlth	2,132.00	2,379.00	1,098.00	1,281.00	
11000- 2300- 52210- 0000- 001118- 0000- 00000	FICA Payments	6,609.00	7,327.00	3,381.58	3,944.84	.58
11000- 2300- 52220- 0000- 001118- 0000- 00000	MedicarePaymnts	1,546.00	1,714.00	790.80	922.52	.68
11000- 2300- 52311- 0000- 001118- 0000- 00000	Hth&MedPremiums	14,845.00	14,845.00	6,803.83	7,935.86	105.31
11000- 2300- 52312- 0000- 001118- 0000- 00000	Life	57.00	64.00	28.93	34.19	.88
11000- 2300- 52313- 0000- 001118- 0000- 00000	Dental	616.00	616.00	282.26	333.58	.16
11000- 2300- 52314- 0000- 001118- 0000- 00000	Vision	102.00	102.00	46.64	55.12	.24
11000- 2300- 52500- 0000- 001118- 0000- 00000	UnemploymntComp	90.00	90.00	64.52	30.20	4.72-
11000- 2300- 52710- 0000- 001118- 0000- 00000	WorkersCompPrem	1,733.00	1,733.00		1,733.00	
11000- 2300- 52720- 0000- 001118- 0000- 00000	WorkrsCompERFee	10.00	10.00	4.60	4.60	.80
11000- 2300- 53411- 0000- 001118- 0000- 00000	Auditing	15,000.00	21,841.00	3,640.78	20,846.84	2,646.62-
11000- 2300- 53413- 0000- 001118- 0000- 00000	Legal	32,363.00	32,363.00	12,945.50	19,417.50	
11000- 2300- 53711- 0000- 001118- 0000- 00000	Other Charges	500.00	500.00			500.00
11000- 2300- 55400- 0000- 001118- 0000- 00000	Advertising		44.00		43.80	.20
11000- 2300- 55812- 0000- 001118- 0000- 00000	Board Training	2,500.00	3,750.00	2,700.00	1,050.00	
11000- 2300- 55915- 0000- 001118- 0000- 00000	OthContractSvcs			30,000.00		30,000.00-
Total for Func 2300 and Expense accounts		200,843.00	224,352.00	125,005.70	131,387.71	32,041.41-
Funds 11000 - Operational, Func 2400 - SupSvcsSchAdmin						
11000- 2400- 51100- 0000- 001118- 1112- 00000	SalariesExpense,Principal	71,050.00	71,050.00	34,999.66	33,384.26	2,666.08
11000- 2400- 51100- 0000- 001118- 1217- 00000	SalariesExpense,SecClerTe	82,267.00	89,431.00	43,580.95	45,849.81	.24
11000- 2400- 51200- 0000- 001118- 1217- 00000	OvertimeExpense,SecClerTe	4,000.00	4,000.00		3,847.51	152.49
11000- 2400- 51300- 0000- 001118- 1217- 00000	AddtnlCompenstn,SecClerTe		5,534.00	2,031.38	5,380.22	1,877.60-
11000- 2400- 52111- 0000- 001118- 0000- 00000	EducRetirement	23,796.00	25,044.00	12,212.72	13,376.21	544.93-
11000- 2400- 52112- 0000- 001118- 0000- 00000	ERARetireeHlth	3,147.00	3,307.00	1,612.39	1,765.90	71.29-
11000- 2400- 52210- 0000- 001118- 0000- 00000	FICA Payments	9,757.00	10,262.00	4,997.98	5,497.00	232.98-

Selection Grouped by Account Type, Filtered by User Permissions, (Org = 130, Online/Offline = N, Period = 7, UnPosted JEs? = N, Assets and Liabilities? = N, Restricted Accts? = Y, Funds = 1.8, Objct = 5, Obj Digits = 0, Page Break Lvl =)

Balances through 01/31/2022						Fiscal Year 2021/22
Funds- Func- Obj ct - Pr gm- Locat n- Jb Cl - Opt nl	Description	Adopted Budget	Revised Budget	Encumbered	Expenditure	Account Balance
Funds 11000 - Operational, Func 2400 - SupSvcsSchAdmin (continued)						
11000- 2400- 52220- 0000- 001118- 0000- 00000	MedicarePaymnts	2,283.00	2,400.00	1,168.83	1,285.60	54.43-
11000- 2400- 52311- 0000- 001118- 0000- 00000	Hth&MedPremiums	18,353.00	18,353.00	7,164.84	7,099.80	4,088.36
11000- 2400- 52312- 0000- 001118- 0000- 00000	Life	228.00	263.00	126.24	96.89	39.87
11000- 2400- 52313- 0000- 001118- 0000- 00000	Dental	533.00	533.00	266.04	268.32	1.36-
11000- 2400- 52314- 0000- 001118- 0000- 00000	Vision	151.00	151.00	47.04	45.65	58.31
11000- 2400- 52315- 0000- 001118- 0000- 00000	Disability	378.00	378.00	160.86	131.77	85.37
11000- 2400- 52500- 0000- 001118- 0000- 00000	UnemploymntComp	360.00	419.00	218.18	206.78	5.96-
11000- 2400- 52710- 0000- 001118- 0000- 00000	WorkersCompPrem	2,494.00	2,494.00		2,494.00	
11000- 2400- 52720- 0000- 001118- 0000- 00000	WorkrsCompERFee	40.00	40.00	18.40	16.56	5.04
11000- 2400- 53330- 0000- 001118- 0000- 00000	ProfessDevelop	500.00	500.00	1,425.00	150.00	1,075.00-
11000- 2400- 53711- 0000- 001118- 0000- 00000	Other Charges	4,631.00	5,312.00	599.00	5,311.13	598.13-
11000- 2400- 54630- 0000- 001118- 0000- 00000	RentalCompEqpmt	11,000.00	13,139.00	8,106.98	4,336.90	695.12
11000- 2400- 55915- 0000- 001118- 0000- 00000	OthContractSvcs	8,394.00	8,951.00	3,502.93	5,447.27	.80
11000- 2400- 56118- 0000- 001118- 0000- 00000	GenSuppliesMats	20,600.00	20,600.00	6,010.49	5,619.68	8,969.83
11000- 2400- 57332- 0000- 001118- 0000- 00000	SupplAssets<\$5k		900.00	900.00		
Total for Func 2400 and Expense accounts		263,962.00	283,061.00	129,149.91	141,611.26	12,299.83
Funds 11000 - Operational, Func 2500 - Central Svcs						
11000- 2500- 51100- 0000- 001118- 1511- 00000	SalariesExpense,Data Proc	25,000.00	25,000.00			25,000.00
11000- 2500- 52111- 0000- 001118- 0000- 00000	EducRetirement	3,788.00	3,788.00			3,788.00
11000- 2500- 52112- 0000- 001118- 0000- 00000	ERARetireeHlth	500.00	500.00			500.00
11000- 2500- 52210- 0000- 001118- 0000- 00000	FICA Payments	1,550.00	1,550.00			1,550.00
11000- 2500- 52220- 0000- 001118- 0000- 00000	MedicarePaymnts	363.00	363.00			363.00
11000- 2500- 52311- 0000- 001118- 0000- 00000	Hth&MedPremiums	13,233.00	13,233.00			13,233.00
11000- 2500- 52312- 0000- 001118- 0000- 00000	Life	57.00	57.00			57.00
11000- 2500- 52313- 0000- 001118- 0000- 00000	Dental	309.00	309.00			309.00
11000- 2500- 52314- 0000- 001118- 0000- 00000	Vision	102.00	102.00			102.00
11000- 2500- 52315- 0000- 001118- 0000- 00000	Disability	288.00	288.00			288.00
11000- 2500- 52500- 0000- 001118- 0000- 00000	UnemploymntComp	90.00	90.00			90.00
11000- 2500- 52710- 0000- 001118- 0000- 00000	WorkersCompPrem	407.00	407.00		407.00	
11000- 2500- 52720- 0000- 001118- 0000- 00000	WorkrsCompERFee	10.00	10.00			10.00
11000- 2500- 53414- 0000- 001118- 0000- 00000	OthProfTechSvcs	237,156.00	242,471.00	139,705.73	104,346.94	1,581.67-
11000- 2500- 53711- 0000- 001118- 0000- 00000	Other Charges	7,000.00	7,000.00		1,200.00	5,800.00
11000- 2500- 55400- 0000- 001118- 0000- 00000	Advertising	700.00	700.00		636.00	64.00
11000- 2500- 55915- 0000- 001118- 0000- 00000	OthContractSvcs	3,500.00	4,132.00	2,695.32	106.60	1,330.08
11000- 2500- 56113- 0000- 001118- 0000- 00000	Software	18,020.00	34,520.00	17,260.00	17,260.00	
11000- 2500- 56118- 0000- 001118- 0000- 00000	GenSuppliesMats	500.00	500.00	103.20	57.77	339.03
Selection Grouped by Account Type, Filtered by User Permissions, (Org = 130, Online/Offline = N, Period = 7, UnPosted JEs? = N, Assets and Liabilities? = N, Restricted Accts? = Y, Funds = 1.8, Objct = 5, Obj Digits = 0, Page Break Lvl =)						SCHOOLABILITY

Balances through 01/31/2022						Fiscal Year 2021/22
Funds- Func- Obj ct - Pr gm- Locat n- JbCl - Opt nl	Description	Adopted Budget	Revised Budget	Encumbered	Expenditure	Account Balance
Total for Func 2500 and Expense accounts		312,573.00	335,020.00	159,764.25	124,014.31	51,241.44
Funds 11000 - Operational, Func 2590 - OthSupSvcs-Cent						
11000- 2590- 56118- 0000- 001118- 0000- 00000	GenSuppliesMats			21,765.80		21,765.80-
Total for Func 2590 and Expense accounts		.00	.00	21,765.80	.00	21,765.80-
Funds 11000 - Operational, Func 2600 - Op&MaintofPlant						
11000- 2600- 51100- 0000- 001118- 1615- 00000	SalariesExpense,Custodial	44,393.00	55,751.00	27,649.44	28,101.32	.24
11000- 2600- 51200- 0000- 001118- 1615- 00000	OvertimeExpense,Custodial		8,856.00		8,346.56	509.44
11000- 2600- 51300- 0000- 001118- 1615- 00000	AddtnlCompenstn,Custodial	3,000.00	16,087.00		14,240.84	1,846.16
11000- 2600- 52111- 0000- 001118- 0000- 00000	EducRetirement	7,152.00	11,544.00	4,188.99	6,761.76	593.25
11000- 2600- 52112- 0000- 001118- 0000- 00000	ERARetireeHlth	948.00	1,513.00	552.89	892.62	67.49
11000- 2600- 52210- 0000- 001118- 0000- 00000	FICA Payments	2,940.00	5,416.00	1,714.31	3,161.33	540.36
11000- 2600- 52220- 0000- 001118- 0000- 00000	MedicarePaymnts	688.00	1,236.00	400.92	739.34	95.74
11000- 2600- 52311- 0000- 001118- 0000- 00000	Hth&MedPremiums	5,120.00	5,120.00	2,559.84	2,535.70	24.46
11000- 2600- 52312- 0000- 001118- 0000- 00000	Life	114.00	179.00	94.68	84.16	.16
11000- 2600- 52313- 0000- 001118- 0000- 00000	Dental	224.00	224.00	111.60	111.60	.80
11000- 2600- 52314- 0000- 001118- 0000- 00000	Vision	49.00	49.00	24.48	24.48	.04
11000- 2600- 52500- 0000- 001118- 0000- 00000	UnemploymntComp	180.00	204.00	91.39	113.70	1.09-
11000- 2600- 52710- 0000- 001118- 0000- 00000	WorkersCompPrem	723.00	723.00		723.00	
11000- 2600- 52720- 0000- 001118- 0000- 00000	WorkrsCompERFee	20.00	26.00	13.80	11.50	.70
11000- 2600- 53711- 0000- 001118- 0000- 00000	Other Charges		25.00		25.00	
11000- 2600- 54312- 0000- 001118- 0000- 00000	MntRepBlgsGrnds	1,000.00	2,177.00	1,227.94	1,816.34	867.28-
11000- 2600- 54411- 0000- 001118- 0000- 00000	Electricity	48,000.00	66,860.00	39,770.51	27,088.75	.74
11000- 2600- 54412- 0000- 001118- 0000- 00000	NatGasBuildings	2,000.00	2,344.00	1,527.80	816.14	.06
11000- 2600- 54415- 0000- 001118- 0000- 00000	Water/Sewage	10,000.00	16,267.00	9,711.14	6,145.05	410.81
11000- 2600- 54416- 0000- 001118- 0000- 00000	CommunicatnSvcs	14,500.00	25,550.00	19,941.33	9,190.54	3,581.87-
11000- 2600- 54610- 0000- 001118- 0000- 00000	RentLandBldngs	168,834.00	168,834.00	28,262.65	248,592.81	108,021.46-
11000- 2600- 55200- 0000- 001118- 0000- 00000	PropertyLiablns	53,372.00	53,372.00		53,372.00	
11000- 2600- 55915- 0000- 001118- 0000- 00000	OthContractSvcs	73,030.00	98,334.00	53,392.05	44,074.30	867.65
11000- 2600- 56118- 0000- 001118- 0000- 00000	GenSuppliesMats	20,000.00	20,000.00	6,006.89	8,885.29	5,107.82
11000- 2600- 56216- 0000- 001118- 0000- 00000	MaintSuppsParts	2,000.00	2,000.00	500.00		1,500.00
11000- 2600- 57331- 0000- 001118- 0000- 00000	FixedAssets>\$5k	187,337.00	72,753.00	41,474.70		31,278.30
11000- 2600- 57332- 0000- 001118- 0000- 00000	SupplAssets<\$5k	35,000.00	43,404.00		7,155.32	36,248.68
Total for Func 2600 and Expense accounts		680,624.00	678,848.00	239,217.35	473,009.45	33,378.80-
Funds 11000 - Operational, Func 2700 - StudentTranspntn						
11000- 2700- 55111- 0000- 001118- 0000- 00000	TransPerCapita		2,718.00			2,718.00
11000- 2700- 55813- 0000- 001118- 0000- 00000	EmpTravNonTeach				450.00	450.00-

Selection Grouped by Account Type, Filtered by User Permissions, (Org = 130, Online/Offline = N, Period = 7, UnPosted JEs? = N, Assets and Liabilities? = N, Restricted Accts? = Y, Funds = 1.8, Objct = 5, Obj Digits = 0, Page Break Lvl =)

Balances through 01/31/2022						Fiscal Year 2021/22
Funds- Func- Obj ct - Pr gm- Locat n- JbCl - Opt nl	Description	Adopted Budget	Revised Budget	Encumbered	Expenditure	Account Balance
Funds 11000 - Operational, Func 2700 - StudentTranspntn (continued)						
11000- 2700- 57312- 0000- 001118- 0000- 00000	Buses		2,800.00		2,717.99	82.01
Total for Func 2700 and Expense accounts		.00	5,518.00	.00	3,167.99	2,350.01
Funds 11000 - Operational, Func 2900 - Oth Suppt Svcs						
11000- 2900- 58211- 0000- 001118- 0000- 00000	TaxLiab/Penalty		5.00		569.37	564.37-
Total for Func 2900 and Expense accounts		.00	5.00	.00	569.37	564.37-
Funds 11000 - Operational, Func 3100 - FoodSvcsOpertns						
11000- 3100- 52210- 0000- 001118- 0000- 00000	FICA Payments		10.00		6.20	3.80
11000- 3100- 52220- 0000- 001118- 0000- 00000	MedicarePaymnts		5.00		1.45	3.55
11000- 3100- 52500- 0000- 001118- 0000- 00000	UnemploymntComp				.33	.33-
Total for Func 3100 and Expense accounts		.00	15.00	.00	7.98	7.02
Total for Funds 11000		4,795,235.00	5,082,289.00	2,282,052.05	2,241,632.39	558,604.56
Funds 14000 - TotlnsMatSubFnd, Func 1000 - Instruction						
14000- 1000- 56111- 1010- 001118- 0000- 00000	InsMatCsh50%Txb	3,088.00	3,088.00			3,088.00
Total for Funds 14000, Func 1000 and Expense accounts		3,088.00	3,088.00	.00	.00	3,088.00
Funds 21000 - Food Svcs, Func 2600 - Op&MaintofPlant						
21000- 2600- 53414- 0000- 001118- 0000- 00000	OthProfTechSvcs			9,600.00	13,200.00	22,800.00-
Total for Func 2600 and Expense accounts		.00	.00	9,600.00	13,200.00	22,800.00-
Funds 21000 - Food Svcs, Func 3100 - FoodSvcsOpertns						
21000- 3100- 51100- 0000- 001118- 1217- 00000	SalariesExpense,SecClerTe	17,059.00	17,144.00	9,890.25	7,252.85	.90
21000- 3100- 51300- 0000- 001118- 1217- 00000	AddtnlCompenstn,SecClerTe	2,665.00	2,665.00			2,665.00
21000- 3100- 52111- 0000- 001118- 0000- 00000	EducRetirement	2,963.00	2,963.00	1,498.35	1,098.79	365.86
21000- 3100- 52112- 0000- 001118- 0000- 00000	ERARetireeHlth	396.00	396.00	197.85	145.09	53.06
21000- 3100- 52210- 0000- 001118- 0000- 00000	FICA Payments	1,224.00	1,224.00	613.20	449.68	161.12
21000- 3100- 52220- 0000- 001118- 0000- 00000	MedicarePaymnts	287.00	287.00	143.40	105.16	38.44
21000- 3100- 52312- 0000- 001118- 0000- 00000	Life	57.00	61.00	36.82	28.93	4.75-
21000- 3100- 52500- 0000- 001118- 0000- 00000	UnemploymntComp	90.00	90.00	32.70	23.98	33.32
21000- 3100- 52710- 0000- 001118- 0000- 00000	WorkersCompPrem	278.00	278.00		278.00	
21000- 3100- 52720- 0000- 001118- 0000- 00000	WorkrsCompERFee	10.00	10.00	4.60	2.30	3.10
21000- 3100- 53330- 0000- 001118- 0000- 00000	ProfessDevelop	200.00	200.00			200.00
21000- 3100- 54411- 0000- 001118- 0000- 00000	Electricity	6,300.00	9,146.00	5,589.69	3,555.40	.91
21000- 3100- 54412- 0000- 001118- 0000- 00000	NatGasBuildings	1,000.00	1,344.00	935.87	408.07	.06
21000- 3100- 54415- 0000- 001118- 0000- 00000	Water/Sewage	2,200.00	2,767.00	1,622.82	1,143.93	.25
21000- 3100- 55915- 0000- 001118- 0000- 00000	OthContractSvcs	200,000.00	200,198.00	57,469.75	142,727.58	.67
21000- 3100- 57331- 0000- 001118- 0000- 00000	FixedAssets>\$5k	37,246.00	33,202.00	19,300.00		13,902.00
21000- 3100- 57332- 0000- 001118- 0000- 00000	SupplAssets<\$5k		35,886.00	3,683.55		32,202.45

Selection Grouped by Account Type, Filtered by User Permissions, (Org = 130, Online/Offline = N, Period = 7, UnPosted JEs? = N, Assets and Liabilities? = N, Restricted Accts? = Y, Funds = 1.8, Objct = 5, Obj Digits = 0, Page Break Lvl =)

Balances through 01/31/2022 **Fiscal Year 2021/22**

Funds- Func- Obj ct - Pr gm- Locat n- Jb Cl - Opt nl	Description	Adopted Budget	Revised Budget	Encumbered	Expenditure	Account Balance
Total for Func 3100 and Expense accounts		271,975.00	307,861.00	101,018.85	157,219.76	49,622.39
Total for Funds 21000		271,975.00	307,861.00	110,618.85	170,419.76	26,822.39
Funds 23000 - Non-InstrctSupp, Func 1000 - Instruction						
23000- 1000- 56118- 1010- 001118- 0000- 00000	GenSuppliesMats		9,288.00			9,288.00
Total for Funds 23000, Func 1000 and Expense accounts		.00	9,288.00	.00	.00	9,288.00
Funds 23004 - Student Council, Func 1000 - Instruction						
23004- 1000- 56118- 1010- 001118- 0000- 00000	GenSuppliesMats			447.75		447.75-
Total for Funds 23004, Func 1000 and Expense accounts		.00	.00	447.75	.00	447.75-
Funds 23007 - Staff donations, Func 1000 - Instruction						
23007- 1000- 56118- 1010- 001118- 0000- 00000	GenSuppliesMats			34.01		34.01-
Total for Funds 23007, Func 1000 and Expense accounts		.00	.00	34.01	.00	34.01-
Funds 23010 - Admin Discr, Func 1000 - Instruction						
23010- 1000- 56118- 1010- 001118- 0000- 00000	GenSuppliesMats			703.80	1,029.46	1,733.26-
Total for Funds 23010, Func 1000 and Expense accounts		.00	.00	703.80	1,029.46	1,733.26-
Funds 24101 - Title I - IASA, Func 1000 - Instruction						
24101- 1000- 51100- 1010- 001118- 1411- 00000	SalariesExpense,Teachers	51,787.00	113,862.00	59,646.77	49,341.37	4,873.86
24101- 1000- 51100- 1010- 001118- 1711- 00000	SalariesExpense,InstAsst1	17,387.00	18,047.00	10,458.60	7,587.74	.66
24101- 1000- 51200- 1010- 001118- 1711- 00000	OvertimeExpense,InstAsst1				16.35	16.35-
24101- 1000- 51300- 1010- 001118- 1411- 00000	AddtnlCompenstn,Teachers	8,092.00	12,357.00		2,274.98	10,082.02
24101- 1000- 52111- 0000- 001118- 0000- 00000	EducRetirement	11,627.00	23,174.00			23,174.00
24101- 1000- 52111- 1010- 001118- 0000- 00000	EducRetirement			10,621.05	8,930.61	19,551.66-
24101- 1000- 52112- 0000- 001118- 0000- 00000	ERARetireeHlth	1,546.00	2,961.00			2,961.00
24101- 1000- 52112- 1010- 001118- 0000- 00000	ERARetireeHlth			1,402.05	1,178.87	2,580.92-
24101- 1000- 52210- 0000- 001118- 0000- 00000	FICA Payments	4,791.00	8,985.00			8,985.00
24101- 1000- 52210- 1010- 001118- 0000- 00000	FICA Payments			4,346.55	3,671.65	8,018.20-
24101- 1000- 52220- 0000- 001118- 0000- 00000	MedicarePaymnts	1,122.00	2,197.00			2,197.00
24101- 1000- 52220- 1010- 001118- 0000- 00000	MedicarePaymnts			1,016.55	858.69	1,875.24-
24101- 1000- 52311- 0000- 001118- 0000- 00000	Hth&MedPremiums		4,726.00		928.86	3,797.14
24101- 1000- 52311- 1010- 001118- 0000- 00000	Hth&MedPremiums				427.97	427.97-
24101- 1000- 52312- 0000- 001118- 0000- 00000	Life	114.00	114.00		10.52	103.48
24101- 1000- 52312- 1010- 001118- 0000- 00000	Life			110.46	73.64	184.10-
24101- 1000- 52313- 0000- 001118- 0000- 00000	Dental		360.00		28.60	331.40
24101- 1000- 52313- 1010- 001118- 0000- 00000	Dental				94.14	94.14-
24101- 1000- 52314- 0000- 001118- 0000- 00000	Vision		96.00		17.31	78.69
24101- 1000- 52314- 1010- 001118- 0000- 00000	Vision				29.20	29.20-

Selection Grouped by Account Type, Filtered by User Permissions, (Org = 130, Online/Offline = N, Period = 7, UnPosted JEs? = N, Assets and Liabilities? = N, Restricted Accts? = Y, Funds = 1.8, Objct = 5, Obj Digits = 0, Page Break Lvl =)

Balances through 01/31/2022						Fiscal Year 2021/22
Funds- Func- Obj ct - Pr gm- Locat n- Jb Cl - Opt nl	Description	Adopted Budget	Revised Budget	Encumbered	Expenditure	Account Balance
Funds 24101 - Title I - IASA, Func 1000 - Instruction (continued)						
24101- 1000- 52315- 0000- 001118- 0000- 00000	Disability	178.00	178.00		29.87	148.13
24101- 1000- 52315- 1010- 001118- 0000- 00000	Disability			103.60	66.60	170.20-
24101- 1000- 52500- 0000- 001118- 0000- 00000	UnemploymntComp	180.00	180.00			180.00
24101- 1000- 52500- 1010- 001118- 0000- 00000	UnemploymntComp			185.05	125.29	310.34-
24101- 1000- 52710- 0000- 001118- 0000- 00000	WorkersCompPrem	1,125.00	1,125.00		1,125.00	
24101- 1000- 52720- 0000- 001118- 0000- 00000	WorkrsCompERFee	20.00	33.00			33.00
24101- 1000- 52720- 1010- 001118- 0000- 00000	WorkrsCompERFee			13.80	11.50	25.30-
Total for Func 1000 and Expense accounts		97,969.00	188,395.00	87,904.48	76,828.76	23,661.76
Funds 24101 - Title I - IASA, Func 2100 - SuppSvcsStudnts						
24101- 2100- 51100- 0000- 001118- 1218- 00000	SalariesExpense,SchlStude	32,805.00	35,001.00	20,192.40	14,807.76	.84
24101- 2100- 52111- 0000- 001118- 0000- 00000	EducRetirement	4,970.00	5,303.00	3,059.10	2,243.34	.56
24101- 2100- 52112- 0000- 001118- 0000- 00000	ERARetireeHlth	657.00	657.00	403.80	296.12	42.92-
24101- 2100- 52210- 0000- 001118- 0000- 00000	FICA Payments	2,034.00	2,213.00	1,251.90	918.06	43.04
24101- 2100- 52220- 0000- 001118- 0000- 00000	MedicarePaymnts	476.00	508.00	292.80	214.72	.48
24101- 2100- 52312- 0000- 001118- 0000- 00000	Life	57.00	57.00	36.82	21.04	.86-
24101- 2100- 52500- 0000- 001118- 0000- 00000	UnemploymntComp	90.00	90.00	66.60	13.32	10.08
24101- 2100- 52710- 0000- 001118- 0000- 00000	WorkersCompPrem	534.00	534.00		534.00	
24101- 2100- 52720- 0000- 001118- 0000- 00000	WorkrsCompERFee	10.00	10.00	4.60	2.30	3.10
24101- 2100- 53711- 0000- 001118- 0000- 00000	Other Charges	3,262.00	3,262.00	450.93	1,976.26	834.81
Total for Func 2100 and Expense accounts		44,895.00	47,635.00	25,758.95	21,026.92	849.13
Total for Funds 24101		142,864.00	236,030.00	113,663.43	97,855.68	24,510.89
Funds 24106 - IDEABEntitlemnt, Func 1000 - Instruction						
24106- 1000- 51100- 2000- 001118- 1712- 00000	SalariesExpense,InstAsstS	31,702.00	31,702.00	17,370.90	12,738.66	1,592.44
24106- 1000- 51200- 2000- 001118- 1712- 00000	OvertimeExpense,InstAsstS	3,000.00	1,710.00		94.32	1,615.68
24106- 1000- 51300- 2000- 001118- 1712- 00000	AddtnlCompenstn,InstAsstS	6,554.00	1,044.00		73.34	970.66
24106- 1000- 52111- 0000- 001118- 0000- 00000	EducRetirement	6,090.00	6,090.00			6,090.00
24106- 1000- 52111- 2000- 001118- 0000- 00000	EducRetirement			2,631.75	1,955.35	4,587.10-
24106- 1000- 52112- 0000- 001118- 0000- 00000	ERARetireeHlth	687.00	687.00			687.00
24106- 1000- 52112- 2000- 001118- 0000- 00000	ERARetireeHlth			347.55	258.22	605.77-
24106- 1000- 52210- 0000- 001118- 0000- 00000	FICA Payments	2,124.00	2,124.00			2,124.00
24106- 1000- 52210- 2000- 001118- 0000- 00000	FICA Payments			1,077.00	800.20	1,877.20-
24106- 1000- 52220- 0000- 001118- 0000- 00000	MedicarePaymnts	499.00	499.00			499.00
24106- 1000- 52220- 2000- 001118- 0000- 00000	MedicarePaymnts			252.00	187.23	439.23-
24106- 1000- 52311- 0000- 001118- 0000- 00000	Hth&MedPremiums	8,306.00	8,306.00		185.31-	8,491.31
24106- 1000- 52311- 2000- 001118- 0000- 00000	Hth&MedPremiums				2,154.66	2,154.66-

Selection Grouped by Account Type, Filtered by User Permissions, (Org = 130, Online/Offline = N, Period = 7, UnPosted JEs? = N, Assets and Liabilities? = N, Restricted Accts? = Y, Funds = 1.8, Objct = 5, Obj Digits = 0, Page Break Lvl =)

Balances through 01/31/2022						Fiscal Year 2021/22
Funds - Func - Obj ct - Pr gm - Locat n - Jb Cl - Opt nl	Description	Adopted Budget	Revised Budget	Encumbered	Expenditure	Account Balance
Funds 24106 - IDEABEntitlemnt, Func 1000 - Instruction (continued)						
24106-1000-52312-0000-001118-0000-00000	Life	114.00	195.00		73.30	121.70
24106-1000-52312-2000-001118-0000-00000	Life			73.64	44.71	118.35-
24106-1000-52313-0000-001118-0000-00000	Dental	258.00	258.00		14.30	243.70
24106-1000-52313-2000-001118-0000-00000	Dental			140.14	90.09	230.23-
24106-1000-52314-0000-001118-0000-00000	Vision	57.00	57.00		3.14	53.86
24106-1000-52314-2000-001118-0000-00000	Vision			30.66	19.71	50.37-
24106-1000-52315-0000-001118-0000-00000	Disability		31.00		30.28	.72
24106-1000-52500-0000-001118-0000-00000	UnemploymntComp	180.00	68.00			68.00
24106-1000-52500-2000-001118-0000-00000	UnemploymntComp			57.30	42.57	99.87-
24106-1000-52710-0000-001118-0000-00000	WorkersCompPrem	402.00	402.00		402.00	
24106-1000-52720-0000-001118-0000-00000	WorkrsCompERFee	20.00	20.00			20.00
24106-1000-52720-2000-001118-0000-00000	WorkrsCompERFee			9.20	4.60	13.80-
24106-1000-56113-2000-001118-0000-00000	Software		6,800.00		6,800.00	
Total for Func 1000 and Expense accounts		59,993.00	59,993.00	21,990.14	25,601.37	12,401.49
Funds 24106 - IDEABEntitlemnt, Func 2100 - SuppSvcsStudnts						
24106-2100-53212-2000-001118-0000-00000	SpeechThrpsCont	45,431.00	45,431.00	18,485.81	26,945.19	
Total for Func 2100 and Expense accounts		45,431.00	45,431.00	18,485.81	26,945.19	.00
Total for Funds 24106		105,424.00	105,424.00	40,475.95	52,546.56	12,401.49
Funds 24118 - FreshFruit&Vegs, Func 3100 - FoodSvcsOpertns						
24118-3100-56116-0000-001118-0000-00000	Food	22,256.00	22,256.00	22,256.00		
Total for Funds 24118, Func 3100 and Expense accounts		22,256.00	22,256.00	22,256.00	.00	.00
Funds 24153 - EngLangAcquistn, Func 1000 - Instruction						
24153-1000-51300-1010-001118-1411-00000	AddnlCompenstn,Teachers	3,674.00	3,674.00			3,674.00
24153-1000-52111-0000-001118-0000-00000	EducRetirement	520.00	520.00			520.00
24153-1000-52112-0000-001118-0000-00000	ERARetireeHlth	74.00	74.00			74.00
24153-1000-52210-0000-001118-0000-00000	FICA Payments	228.00	228.00			228.00
24153-1000-52220-0000-001118-0000-00000	MedicarePaymnts	54.00	54.00			54.00
24153-1000-56118-1010-001118-0000-00000	GenSuppliesMats	350.00	350.00		237.00	113.00
Total for Funds 24153, Func 1000 and Expense accounts		4,900.00	4,900.00	.00	237.00	4,663.00
Funds 24154 - TchPrinTrainRec, Func 1000 - Instruction						
24154-1000-53330-1010-001118-0000-00000	ProfessDevelop	18,989.00	18,989.00	14,330.46	2,985.00	1,673.54
Total for Funds 24154, Func 1000 and Expense accounts		18,989.00	18,989.00	14,330.46	2,985.00	1,673.54
Funds 24308 - CRRSA, ESSER II, Func 2100 - SuppSvcsStudnts						
24308-2100-51100-4025-001118-1211-00000	SalariesExpense,CoordSubS	55,000.00	60,416.00	35,700.08	24,715.44	.48

Selection Grouped by Account Type, Filtered by User Permissions, (Org = 130, Online/Offline = N, Period = 7, UnPosted JEs? = N, Assets and Liabilities? = N, Restricted Accts? = Y, Funds = 1.8, Objct = 5, Obj Digits = 0, Page Break Lvl =)

Balances through 01/31/2022						Fiscal Year 2021/22
Funds- Func- Obj ct - Pr gm- Locat n- Jb Cl - Opt nl	Description	Adopted Budget	Revised Budget	Encumbered	Expenditure	Account Balance
Funds 24308 - CRRSA, ESSER II, Func 2100 - SuppSvcsStudnts (continued)						
24308-2100-51100-4025-001118-1214-00000	SalariesExpense,Couns-Soc	58,000.00	60,001.00	34,615.50	25,384.70	.80
24308-2100-51100-4025-001118-1218-00000	SalariesExpense,SchlStude	62,000.00	54,974.00		5,440.00	49,534.00
24308-2100-51300-4025-001118-1211-00000	AddtnlCompenstn,CoordSubS	55,000.00	55,000.00			55,000.00
24308-2100-51300-4025-001118-1214-00000	AddtnlCompenstn,Couns-Soc	58,000.00	58,000.00			58,000.00
24308-2100-51300-4025-001118-1218-00000	AddtnlCompenstn,SchlStude	62,000.00	62,000.00			62,000.00
24308-2100-52111-0000-001118-0000-00000	EducRetirement	51,276.00	51,276.00			51,276.00
24308-2100-52111-4025-001118-0000-00000	EducRetirement			10,652.82	8,414.34	19,067.16-
24308-2100-52112-0000-001118-0000-00000	ERARetireeHlth	7,000.00	4,999.00			4,999.00
24308-2100-52112-4025-001118-0000-00000	ERARetireeHlth			1,406.21	1,110.73	2,516.94-
24308-2100-52210-0000-001118-0000-00000	FICA Payments	21,700.00	21,700.00			21,700.00
24308-2100-52210-4025-001118-0000-00000	FICA Payments			4,359.58	3,443.50	7,803.08-
24308-2100-52220-0000-001118-0000-00000	MedicarePaymnts	5,076.00	5,076.00			5,076.00
24308-2100-52220-4025-001118-0000-00000	MedicarePaymnts			1,019.56	805.32	1,824.88-
24308-2100-52311-0000-001118-0000-00000	Hth&MedPremiums	28,150.00	28,150.00			28,150.00
24308-2100-52311-4025-001118-0000-00000	Hth&MedPremiums			2,362.92	1,575.28	3,938.20-
24308-2100-52312-0000-001118-0000-00000	Life	171.00	171.00		2.63	168.37
24308-2100-52312-4025-001118-0000-00000	Life			68.38	57.86	126.24-
24308-2100-52313-0000-001118-0000-00000	Dental	927.00	927.00		17.16	909.84
24308-2100-52313-4025-001118-0000-00000	Dental			171.60	120.12	291.72-
24308-2100-52314-0000-001118-0000-00000	Vision	306.00	306.00		3.76	302.24
24308-2100-52314-4025-001118-0000-00000	Vision			48.88	33.84	82.72-
24308-2100-52315-0000-001118-0000-00000	Disability	864.00	864.00		1.80-	865.80
24308-2100-52315-4025-001118-0000-00000	Disability			121.80	26.10	147.90-
24308-2100-52500-0000-001118-0000-00000	UnemploymntComp	270.00	270.00			270.00
24308-2100-52500-4025-001118-0000-00000	UnemploymntComp			147.54	119.89	267.43-
24308-2100-52710-0000-001118-0000-00000	WorkersCompPrem	2,845.00	2,845.00		2,845.00	
24308-2100-52720-0000-001118-0000-00000	WorkrsCompERFee	30.00	30.00			30.00
24308-2100-52720-4025-001118-0000-00000	WorkrsCompERFee			9.20	6.90	16.10-
Total for Func 2100 and Expense accounts		468,615.00	467,005.00	90,684.07	74,120.77	302,200.16
Funds 24308 - CRRSA, ESSER II, Func 2600 - Op&MaintofPlant						
24308-2600-56118-0000-001118-0000-00000	GenSuppliesMats		1,610.00			1,610.00
24308-2600-57332-0000-001118-0000-00000	SupplAssets<\$5k	6,699.00	6,699.00			6,699.00
Total for Func 2600 and Expense accounts		6,699.00	8,309.00	.00	.00	8,309.00
Total for Funds 24308		475,314.00	475,314.00	90,684.07	74,120.77	310,509.16

Funds 24312 - CRRSA Retention, Func 1000 - Instruction

Selection Grouped by Account Type, Filtered by User Permissions, (Org = 130, Online/Offline = N, Period = 7, UnPosted JEs? = N, Assets and Liabilities? = N, Restricted Accts? = Y, Funds = 1.8, Objct = 5, Obj Digits = 0, Page Break Lvl =)



Balances through 01/31/2022						Fiscal Year 2021/22
Funds- Func- Obj ct - Pr gm- Locat n- JbCl - Opt nl	Description	Adopted Budget	Revised Budget	Encumbered	Expenditure	Account Balance
Funds 24312 - CRRSA Retention, Func 1000 - Instruction						
24312- 1000- 51300- 1010- 001118- 1411- 00000	AddtnlCompenstn,Teachers		6,000.00		300.00	5,700.00
24312- 1000- 51300- 1010- 001118- 1711- 00000	AddtnlCompenstn,InstAsst1		2,000.00		700.00	1,300.00
Total for Func 1000 and Expense accounts		.00	8,000.00	.00	1,000.00	7,000.00
Funds 24312 - CRRSA Retention, Func 2100 - SuppSvcsStudnts						
24312- 2100- 51300- 0000- 001118- 1214- 00000	AddtnlCompenstn,Couns-Soc		2,000.00		100.00	1,900.00
24312- 2100- 51300- 0000- 001118- 1218- 00000	AddtnlCompenstn,SchlStude		1,990.00		100.00	1,890.00
Total for Func 2100 and Expense accounts		.00	3,990.00	.00	200.00	3,790.00
Funds 24312 - CRRSA Retention, Func 2400 - SupSvcsSchAdmin						
24312- 2400- 51300- 0000- 001118- 1217- 00000	AddtnlCompenstn,SecClerTe		1,000.00		200.00	800.00
Total for Func 2400 and Expense accounts		.00	1,000.00	.00	200.00	800.00
Funds 24312 - CRRSA Retention, Func 2600 - Op&MaintofPlant						
24312- 2600- 51300- 0000- 001118- 1615- 00000	AddtnlCompenstn,Custodial		1,000.00		300.00	700.00
Total for Func 2600 and Expense accounts		.00	1,000.00	.00	300.00	700.00
Funds 24312 - CRRSA Retention, Func 3100 - FoodSvcsOpertns						
24312- 3100- 51300- 0000- 001118- 1617- 00000	AddtnlCompenstn,Food Serv		1,000.00		100.00	900.00
Total for Func 3100 and Expense accounts		.00	1,000.00	.00	100.00	900.00
Total for Funds 24312		.00	14,990.00	.00	1,800.00	13,190.00
Funds 24316 - Air Quality, Func 2600 - Op&MaintofPlant						
24316- 2600- 56118- 0000- 001118- 0000- 00000	GenSuppliesMats		4,259.00		4,259.00	
Total for Funds 24316, Func 2600 and Expense accounts		.00	4,259.00	.00	4,259.00	.00
Funds 25153 - TitleXIX-3/21Yr, Func 2100 - SuppSvcsStudnts						
25153- 2100- 55915- 2000- 001118- 0000- 00000	OthContractSvcs	44,899.00	49,431.00	44.58	44,854.42	4,532.00
Total for Funds 25153, Func 2100 and Expense accounts		44,899.00	49,431.00	44.58	44,854.42	4,532.00
Funds 25171 - Child&AdultFood, Func 3100 - FoodSvcsOpertns						
25171- 3100- 55915- 0000- 001118- 0000- 00000	OthContractSvcs	130,600.00	130,600.00	37,527.75	93,072.25	
25171- 3100- 56116- 0000- 001118- 0000- 00000	Food		64,520.00			64,520.00
Total for Funds 25171, Func 3100 and Expense accounts		130,600.00	195,120.00	37,527.75	93,072.25	64,520.00
Funds 25205 - GearUpNMlnit, Func 1000 - Instruction						
25205- 1000- 51100- 1010- 001118- 1411- 00000	SalariesExpense,Teachers		31,000.00	7,373.25	5,515.74	18,111.01
25205- 1000- 51100- 9000- 001118- 1411- 00000	SalariesExpense,Teachers		2,376.00			2,376.00
25205- 1000- 52111- 0000- 001118- 0000- 00000	EducRetirement		5,060.00			5,060.00
25205- 1000- 52111- 1010- 001118- 0000- 00000	EducRetirement			1,117.05	835.64	1,952.69-
25205- 1000- 52112- 0000- 001118- 0000- 00000	ERARetireeHlth		670.00			670.00
25205- 1000- 52112- 1010- 001118- 0000- 00000	ERARetireeHlth			147.45	110.31	257.76-

Selection Grouped by Account Type, Filtered by User Permissions, (Org = 130, Online/Offline = N, Period = 7, UnPosted JEs? = N, Assets and Liabilities? = N, Restricted Accts? = Y, Funds = 1.8, Objct = 5, Obj Digits = 0, Page Break Lvl =)

Balances through 01/31/2022						Fiscal Year 2021/22	
Funds- Func- Obj ct - Pr gm- Locat n- Jb Cl - Opt nl	Description	Adopted Budget	Revised Budget	Encumbered	Expenditure	Account Balance	
Funds 25205 - GearUpNMInit, Func 1000 - Instruction (continued)							
25205- 1000- 52210- 1010- 001118- 0000- 00000	FICA Payments			457.20	341.98	799.18-	
25205- 1000- 52220- 0000- 001118- 0000- 00000	MedicarePaymnts		490.00			490.00	
25205- 1000- 52220- 1010- 001118- 0000- 00000	MedicarePaymnts			106.95	80.01	186.96-	
25205- 1000- 52311- 1010- 001118- 0000- 00000	Hth&MedPremiums		3,184.00	1,167.04	379.10	1,637.86	
25205- 1000- 52312- 1010- 001118- 0000- 00000	Life		30.00	7.42	5.28	17.30	
25205- 1000- 52313- 1010- 001118- 0000- 00000	Dental		200.00	45.78	28.18	126.04	
25205- 1000- 52314- 1010- 001118- 0000- 00000	Vision		100.00	8.82	6.24	84.94	
25205- 1000- 52315- 1010- 001118- 0000- 00000	Disability		150.00	21.28	8.42	120.30	
25205- 1000- 52500- 1010- 001118- 0000- 00000	UnemploymntComp			14.83	11.11	25.94-	
25205- 1000- 52710- 0000- 001118- 0000- 00000	WorkersCompPrem		10.00			10.00	
25205- 1000- 52720- 1010- 001118- 0000- 00000	WorkrsCompERFee			.92	.46	1.38-	
25205- 1000- 53330- 1010- 001118- 0000- 00000	ProfessDevelop		4,238.00	2,442.25		1,795.75	
25205- 1000- 53711- 1010- 001118- 0000- 00000	Other Charges		1,024.00			1,024.00	
25205- 1000- 55817- 1010- 001118- 0000- 00000	Student Travel		500.00			500.00	
25205- 1000- 55819- 1010- 001118- 0000- 00000	EmpTravTeachers		52.00			52.00	
25205- 1000- 56112- 1010- 001118- 0000- 00000	Other Textbooks				5,160.00	5,160.00-	
25205- 1000- 56113- 1010- 001118- 0000- 00000	Software		10,400.00			10,400.00	
25205- 1000- 56118- 1010- 001118- 0000- 00000	GenSuppliesMats		5,300.00	3,744.78	10,220.17	8,664.95-	
25205- 1000- 57332- 1010- 001118- 0000- 00000	SupplAssets<\$5k		3,399.00			3,399.00	
Total for Funds 25205, Func 1000 and Expense accounts		.00	68,183.00	16,655.02	22,702.64	28,825.34	
Funds 26177 - ElemMidSchlnit, Func 1000 - Instruction							
26177- 1000- 51300- 9000- 001118- 1618- 00000	AddtnlCompenstn,Athletics	3,476.00	3,476.00			3,476.00	
26177- 1000- 52111- 0000- 001118- 0000- 00000	EducRetirement	494.00	494.00			494.00	
26177- 1000- 52112- 0000- 001118- 0000- 00000	ERARetireeHlth	71.00	71.00			71.00	
26177- 1000- 52210- 0000- 001118- 0000- 00000	FICA Payments	217.00	217.00			217.00	
26177- 1000- 52220- 0000- 001118- 0000- 00000	MedicarePaymnts	52.00	52.00			52.00	
26177- 1000- 56118- 1010- 001118- 0000- 00000	GenSuppliesMats	690.00	690.00			690.00	
Total for Funds 26177, Func 1000 and Expense accounts		5,000.00	5,000.00	.00	.00	5,000.00	
Funds 27149 - PreK Initiative, Func 1000 - Instruction							
27149- 1000- 51100- 1010- 001118- 1414- 00000	SalariesExpense,TeachersP	93,709.00	93,709.00	55,510.13	34,713.18	3,485.69	
27149- 1000- 51100- 1010- 001118- 1714- 00000	SalariesExpense,InstAsstP	35,427.00	22,807.00	10,206.45	11,886.64	713.91	
27149- 1000- 51200- 1010- 001118- 1714- 00000	OvertimeExpense,InstAsstP				16.28	16.28-	
27149- 1000- 51300- 1010- 001118- 1414- 00000	AddtnlCompenstn,TeachersP	7,113.00	7,113.00			7,113.00	
27149- 1000- 51300- 1010- 001118- 1714- 00000	AddtnlCompenstn,InstAsstP	2,300.00	2,300.00		120.34	2,179.66	
27149- 1000- 52111- 0000- 001118- 0000- 00000	EducRetirement	20,900.00	20,900.00			20,900.00	

Selection Grouped by Account Type, Filtered by User Permissions, (Org = 130, Online/Offline = N, Period = 7, UnPosted JEs? = N, Assets and Liabilities? = N, Restricted Accts? = Y, Funds = 1.8, Objct = 5, Obj Digits = 0, Page Break Lvl =)

Balances through 01/31/2022						Fiscal Year 2021/22
Funds- Func- Obj ct - Pr gm- Locat n- Jb Cl - Opt nl	Description	Adopted Budget	Revised Budget	Encumbered	Expenditure	Account Balance
Funds 27149 - PreK Initiative, Func 1000 - Instruction (continued)						
27149- 1000- 52111- 1010- 001118- 0000- 00000	EducRetirement			9,956.10	7,080.61	17,036.71-
27149- 1000- 52112- 0000- 001118- 0000- 00000	ERARetireeHlth	2,775.00	2,775.00			2,775.00
27149- 1000- 52112- 1010- 001118- 0000- 00000	ERARetireeHlth			1,314.45	934.80	2,249.25-
27149- 1000- 52210- 0000- 001118- 0000- 00000	FICA Payments	8,593.00	8,593.00			8,593.00
27149- 1000- 52210- 1010- 001118- 0000- 00000	FICA Payments			4,074.45	2,897.70	6,972.15-
27149- 1000- 52220- 0000- 001118- 0000- 00000	MedicarePaymnts	2,013.00	2,013.00			2,013.00
27149- 1000- 52220- 1010- 001118- 0000- 00000	MedicarePaymnts			952.80	677.64	1,630.44-
27149- 1000- 52312- 0000- 001118- 0000- 00000	Life	228.00	253.00		2.63-	255.63
27149- 1000- 52312- 1010- 001118- 0000- 00000	Life			110.46	94.68	205.14-
27149- 1000- 52500- 0000- 001118- 0000- 00000	UnemploymntComp	360.00	392.00			392.00
27149- 1000- 52500- 1010- 001118- 0000- 00000	UnemploymntComp			167.80	147.29	315.09-
27149- 1000- 52710- 0000- 001118- 0000- 00000	WorkersCompPrem	2,101.00	2,101.00		2,101.00	
27149- 1000- 52720- 0000- 001118- 0000- 00000	WorkrsCompERFee	40.00	40.00			40.00
27149- 1000- 52720- 1010- 001118- 0000- 00000	WorkrsCompERFee			13.80	16.10	29.90-
27149- 1000- 56118- 1010- 001118- 0000- 00000	GenSuppliesMats	70,440.00	80,383.00	3,944.07	4,669.01	71,769.92
27149- 1000- 57332- 1010- 001118- 0000- 00000	SupplAssets<\$5k	10,001.00	12,621.00	6,777.86	4,066.85	1,776.29
Total for Func 1000 and Expense accounts		256,000.00	256,000.00	93,028.37	69,419.49	93,552.14
Funds 27149 - PreK Initiative, Func 2600 - Op&MaintofPlant						
27149- 2600- 56118- 0000- 001118- 0000- 00000	GenSuppliesMats			13.55	.01	13.56-
27149- 2600- 57332- 0000- 001118- 0000- 00000	SupplAssets<\$5k	10,000.00	10,000.00	379.50	8,043.37	1,577.13
Total for Func 2600 and Expense accounts		10,000.00	10,000.00	393.05	8,043.38	1,563.57
Total for Funds 27149		266,000.00	266,000.00	93,421.42	77,462.87	95,115.71
Funds 27183 - NM Grown FVV, Func 3100 - FoodSvcsOpertns						
27183- 3100- 56116- 0000- 001118- 0000- 00000	Food	5,000.00	5,000.00			5,000.00
Total for Funds 27183, Func 3100 and Expense accounts		5,000.00	5,000.00	.00	.00	5,000.00
Funds 31200 - PubSchCapOutlay, Func 4000 - Capital Outlay						
31200- 4000- 54610- 0000- 001118- 0000- 00000	RentlLandBldngs		298,417.00	149,208.50		149,208.50
Total for Funds 31200, Func 4000 and Expense accounts		.00	298,417.00	149,208.50	.00	149,208.50
Funds 31600 - CapImprvmtsHB33, Func 2300 - SupptSvcs-Admin						
31600- 2300- 53712- 0000- 001118- 0000- 00000	CityTaxCollCost	5,433.00	5,433.00		1,127.27	4,305.73
Total for Func 2300 and Expense accounts		5,433.00	5,433.00	.00	1,127.27	4,305.73
Funds 31600 - CapImprvmtsHB33, Func 4000 - Capital Outlay						
31600- 4000- 57200- 0000- 001118- 0000- 00000	BuildingPurchase	1,382,634.00	1,408,754.00			1,408,754.00
Total for Func 4000 and Expense accounts		1,382,634.00	1,408,754.00	.00	.00	1,408,754.00

Selection Grouped by Account Type, Filtered by User Permissions, (Org = 130, Online/Offline = N, Period = 7, UnPosted JE? = N, Assets and Liabilities? = N, Restricted Accts? = Y, Funds = 1.8, Objct = 5, Obj Digits = 0, Page Break Lvl =)

Balances through 01/31/2022						Fiscal Year 2021/22
Funds- Func- Obj ct - Pr gm- Locat n- Jb Cl - Opt nl	Description	Adopted Budget	Revised Budget	Encumbered	Expenditure	Account Balance
Total for Funds 31600		1,388,067.00	1,414,187.00	.00	1,127.27	1,413,059.73
Funds 31700 - CapImprvmtsSB-9, Func 4000 - Capital Outlay						
31700- 4000- 57331- 0000- 001118- 0000- 00000	FixedAssets>\$5k	10,000.00	10,000.00			10,000.00
31700- 4000- 57332- 0000- 001118- 0000- 00000	SupplAssets<\$5k	10,350.00	10,350.00	2,701.36	16,118.14	8,469.50-
Total for Funds 31700, Func 4000 and Expense accounts		20,350.00	20,350.00	2,701.36	16,118.14	1,530.50
Funds 31701 - CapImprvsSB9Loc, Func 2300 - SupptSvcs-Admin						
31701- 2300- 53712- 0000- 001118- 0000- 00000	CityTaxCollCost	2,700.00	2,700.00		572.17	2,127.83
Total for Func 2300 and Expense accounts		2,700.00	2,700.00	.00	572.17	2,127.83
Funds 31701 - CapImprvsSB9Loc, Func 4000 - Capital Outlay						
31701- 4000- 54315- 0000- 001118- 0000- 00000	MntRepBlgsGrdEq	41,500.00	41,500.00			41,500.00
31701- 4000- 57200- 0000- 001118- 0000- 00000	BuildingPurchase	610,516.00	610,516.00			610,516.00
31701- 4000- 57331- 0000- 001118- 0000- 00000	FixedAssets>\$5k	15,000.00	15,000.00			15,000.00
31701- 4000- 57332- 0000- 001118- 0000- 00000	SupplAssets<\$5k	20,000.00	24,324.00		5,737.81	18,586.19
Total for Func 4000 and Expense accounts		687,016.00	691,340.00	.00	5,737.81	685,602.19
Total for Funds 31701		689,716.00	694,040.00	.00	6,309.98	687,730.02
Funds 31703 - SB9 SMCash, Func 4000 - Capital Outlay						
31703- 4000- 57332- 0000- 001118- 0000- 00000	SupplAssets<\$5k	21,080.00	21,080.00			21,080.00
Total for Funds 31703, Func 4000 and Expense accounts		21,080.00	21,080.00	.00	.00	21,080.00
Total for Org 130 - Christine Duncan Heritage		8,410,757.00	9,321,496.00	2,974,825.00	2,908,533.19	3,438,137.81