

Christine Duncan Heritage Academy
Financial Update
11/18/2021

A. BARs

	<u>BAR #</u>	<u>Fund Description</u>	<u>Reason/Type</u>	<u>Amount</u>
1				

B. Payroll & Accounts Payable Payment Vouchers

1 October 2021

C. Financial Statement Reports - as of October 31, 2021

1 Financial Analysis
2 Bank Reconciliations

D. Other

1 None

Checks Dated 10/01/2021 through 10/31/2021

Check Number	Check Date	Pay to the Order of	Check Amount
13057	10/01/2021	Albuquerque Publishing Company	43.80
13058	10/01/2021	Alicia Garcia	399.00
13059	10/06/2021	Amaro's Carpet Cleaning	668.83
13060	10/06/2021	Bilingual Multicultural Services, Inc.	5,539.38
13061	10/06/2021	Cooperative Educational Services	522.66
13062	10/06/2021	Crystal Springs	94.50
13063	10/06/2021	Fatima M Sandoval	85.14
13064	10/06/2021	Gorman Industries , INC	1,609.20
13065	10/06/2021	Jesus A Moncada	238.76
13066	10/06/2021	Joel Sandoval	97.36
13067	10/06/2021	Julie Weeks	44.00
13068	10/06/2021	Lakeshore Learning Materials	687.99
13069	10/06/2021	Leos Gonzalez, Rafael	111.02
13070	10/06/2021	Mayra Moncada	44.00
13071	10/06/2021	Meza, Julio	204.41
13072	10/06/2021	Quill Corporation	133.84
13073	10/06/2021	Roberto Muro	106.08
13074	10/06/2021	Saylor Family Trust, LLC	35,000.00
13075	10/06/2021	Saylor Family Trust, LLC	514.58
13076	10/06/2021	T-Mobile USA Inc	700.00
13077	10/06/2021	Theresa Bustos	150.70
13078	10/06/2021	Veronica Vigil	307.89
13079	10/08/2021	Metropolitan Life Insurance	400.00
13085	10/15/2021	Amaro's Carpet Cleaning	280.48
13086	10/15/2021	Association of Charter School Education Services	2,250.00
13087	10/15/2021	Bilingual Multicultural Services, Inc.	9,115.44
13088	10/15/2021	Comcast	355.13
13089	10/15/2021	Ephesus Office Technologies	280.48
13090	10/15/2021	Orkin Pest Control	112.19
13091	10/15/2021	PNM	4,272.90
13092	10/15/2021	Theresa Bustos	72.38
13093	10/15/2021	Tuff Shed	8,666.00
13094	10/15/2021	Alpine Protection LLC	1,548.90
13095	10/15/2021	Maestas, Melissa	28.23
13097	10/20/2021	American Family Life	367.44
13098	10/21/2021	Accountability and Compliance Resources LLC	707.81
13099	10/21/2021	Albuquerque Charter School League	665.00
13100	10/21/2021	Alpine Protection LLC	801.11
13101	10/21/2021	Amaro's Carpet Cleaning	280.48
13102	10/21/2021	Amaro's Carpet Cleaning	280.48
13103	10/21/2021	Association of Charter School Education Services	16,633.12
13104	10/21/2021	Charter School Nursing Service	15,337.13
13105	10/21/2021	Crystal Springs	101.13
13106	10/21/2021	De Lage Landen Financial Services Inc	694.64
13107	10/21/2021	Ephesus Office Technologies	1,161.13
13108	10/21/2021	InAccord, P.C.	3,236.25
13109	10/21/2021	Julie Weeks	323.63
13110	10/21/2021	Marcia Lee Unnever, Kids Focus	575.00
13111	10/21/2021	MobyMax, LLC	3,495.00

The preceding Checks have been issued in accordance with the District's Policy and authorization of the Board of Trustees. It is recommended that the preceding Checks be approved.



Page 1 of 3

Checks Dated 10/01/2021 through 10/31/2021

Check Number	Check Date	Pay to the Order of	Check Amount
13112	10/21/2021	NM EDGE	150.00
13113	10/21/2021	NM Gas Company	34.83
13114	10/21/2021	PSG Embroidery Screen Printing	1,399.00
13115	10/21/2021	Quill Corporation	1,068.03
13116	10/21/2021	Rachel Gamboa	217.06
13117	10/21/2021	Santa Urias	44.00
13118	10/21/2021	School Nurse Supply, Inc.	959.92
13119	10/21/2021	Theresa Bustos	84.97
13120	10/21/2021	Thinking Maps, Inc.	895.00
13121	10/21/2021	Verizon Wireless	185.27
13122	10/21/2021	WCEPS	237.00
13123	10/21/2021	Public Charter Schools of NM	4,987.50
13124	10/21/2021	School Health Corporation	39.98
13125	10/26/2021	Association of Charter School Education Services	23,130.76
13126	10/26/2021	Ephesus Office Technologies	321.47
13127	10/26/2021	Estrellita, Inc.	9,610.46
13135	10/29/2021	NM Child Supp Enforc Agency	438.44
13158	10/18/2021	Pre-Paid Legal Services, Inc.	18.96 *
Reissued on 11/11/2021			
13159	10/18/2021	Pre-Paid Legal Services, Inc.	28.42 *
Reissued on 11/11/2021			
13160	10/18/2021	Pre-Paid Legal Services, Inc.	37.90
ACH-00006254	10/15/2021	Jose Ortega	340.70 *
Cancelled on 10/19/2021			
VCH-00000138	10/29/2021	NM Taxation/Revenue Department	9,463.68
VCH-00000139	10/05/2021	NM RHC	6,436.95
VCH-00000140	10/07/2021	NM Educational RetirementBoard	54,679.05
VCH-00000141	10/01/2021	NMPSIA	23,281.00
Total Number of Checks			74
			257,434.97

	Count	Amount
Cancel	1	340.70
Reissue	2	47.38
Net Issue		257,046.89

Fund Recap

Fund	Description	Check Count	Expensed Amount
11000	Operational Fund	61	199,272.15
21000	Food Services Fund	6	872.51
23010	Admin Discretionary Account	3	251.31
24101	Title I - IASA	4	6,100.65
24106	IDEA-B Entitlement	6	14,759.39
24146	Charter Schools	2	991.88
24153	English Language Acquisition	1	237.00
24154	Teach./Princp. Train & Recruit	1	895.00
24306	CARES/GEER - HEPA Filters	1	1,609.20
24308	CRRSA, ESSER II	4	1,544.12
25153	Title XIX MEDICAID 3/21 Years	1	15,337.13
25205	Gear Up New Mexico Initiative	4	1,734.78
27149	PreK Initiative	6	3,839.38

The preceding Checks have been issued in accordance with the District's Policy and authorization of the Board of Trustees. It is recommended that the preceding Checks be approved.

Checks Dated 10/01/2021 through 10/31/2021

Check Number	Check Date	Pay to the Order of	Check Amount
--------------	------------	---------------------	--------------

Fund Recap

<u>Fund</u>	<u>Description</u>	<u>Check Count</u>	<u>Expensed Amount</u>
31700	Capital Improv. SB9	2	9,602.39
	Total Number of Checks	73	257,046.89
	Less Unpaid Tax Liability		.00
	Net (Check Amount)		257,046.89

Includes checks for only Bank Account 130MAIN

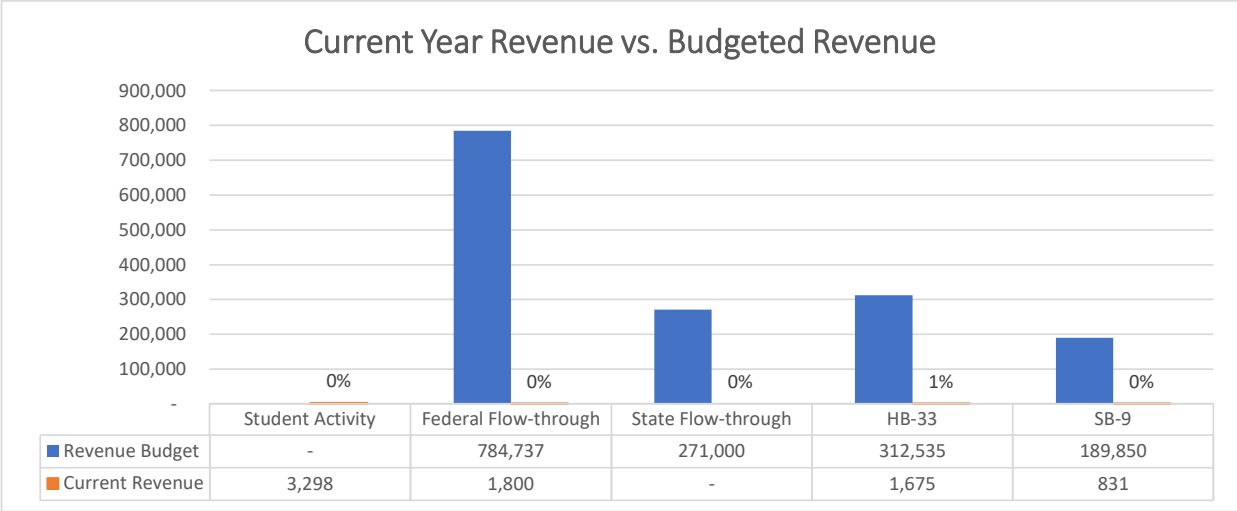
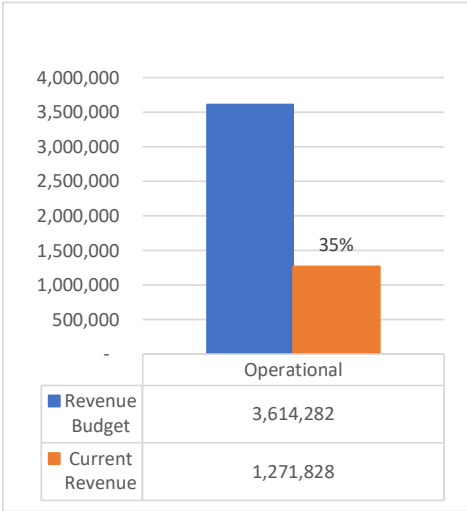
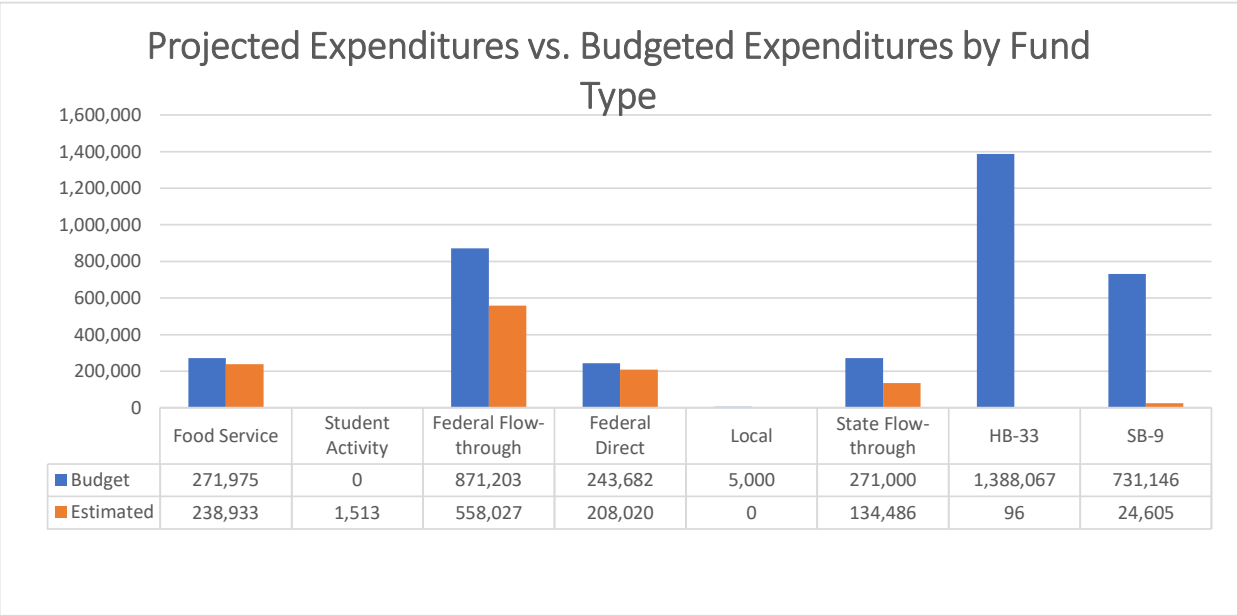
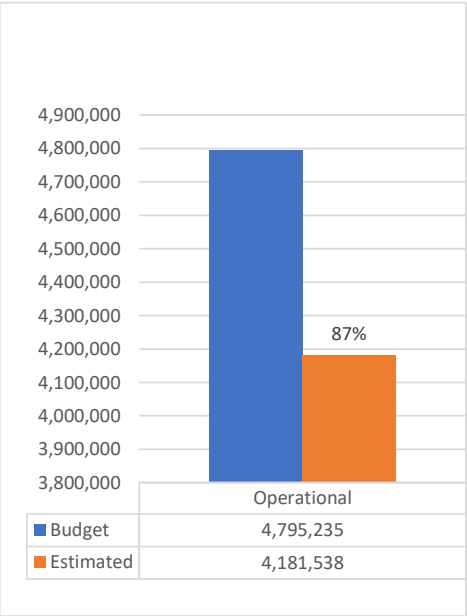
The preceding Checks have been issued in accordance with the District's Policy and authorization of the Board of Trustees. It is recommended that the preceding Checks be approved.

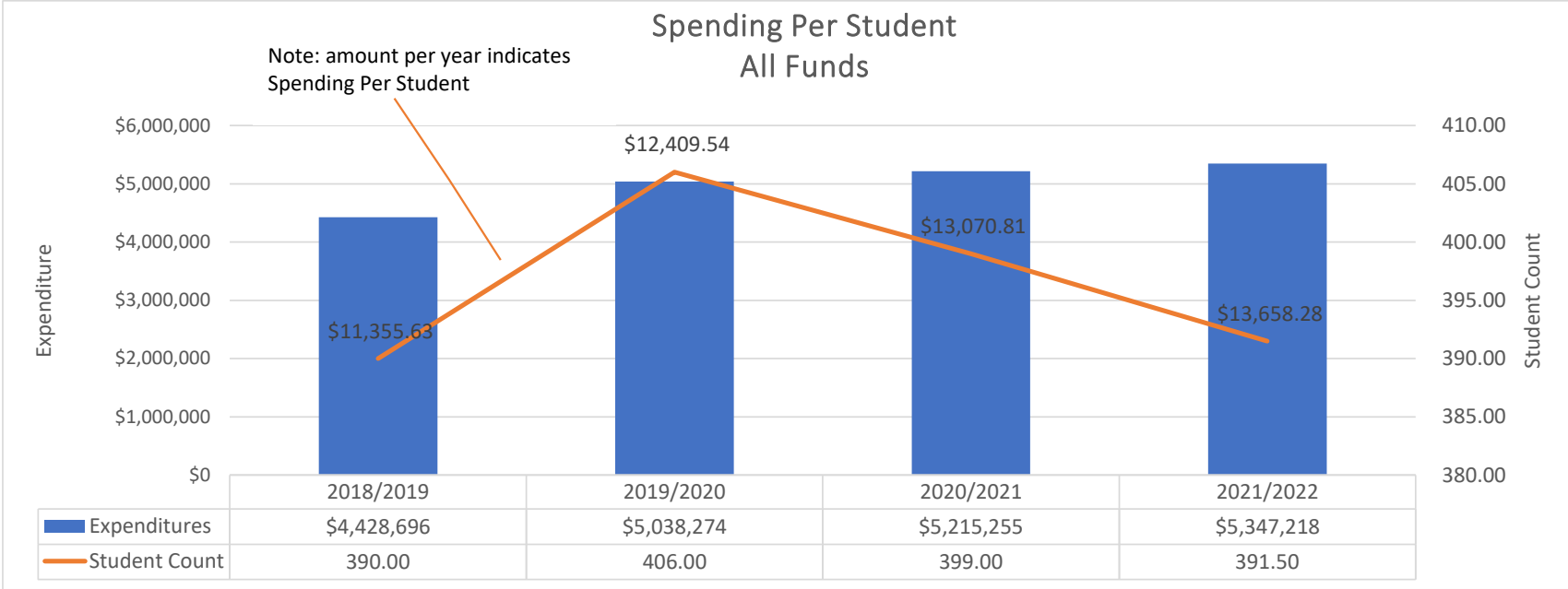
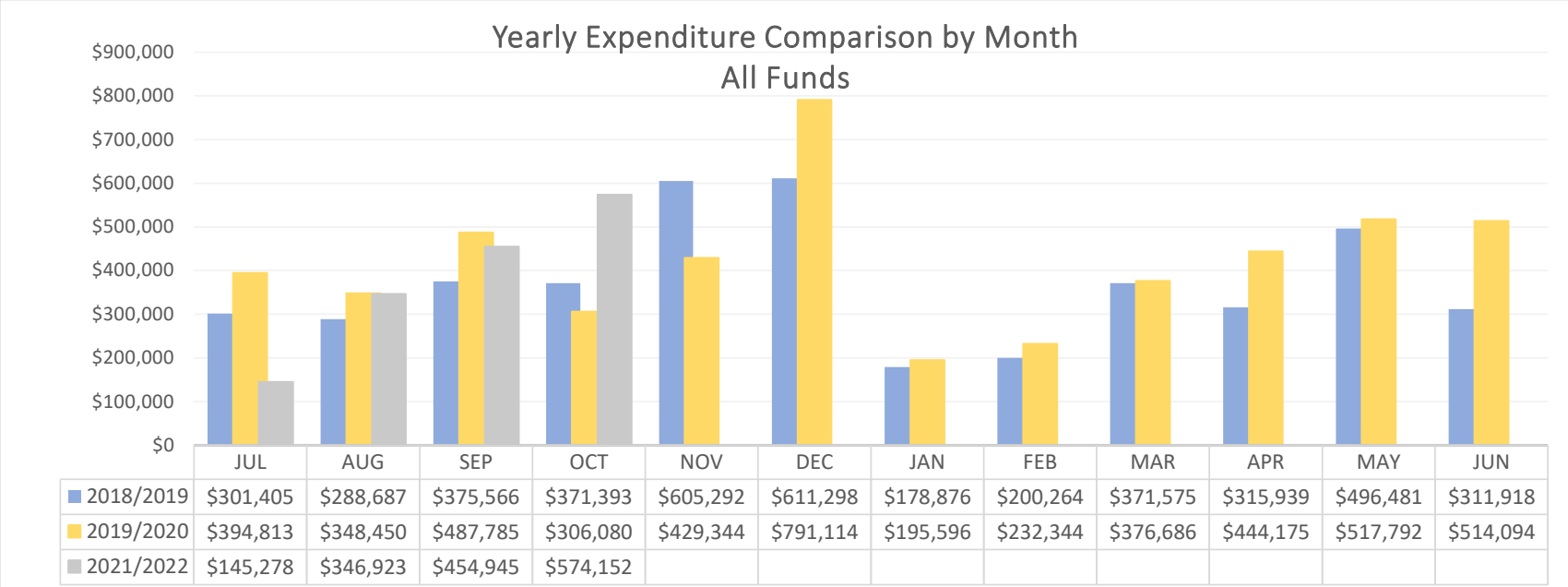


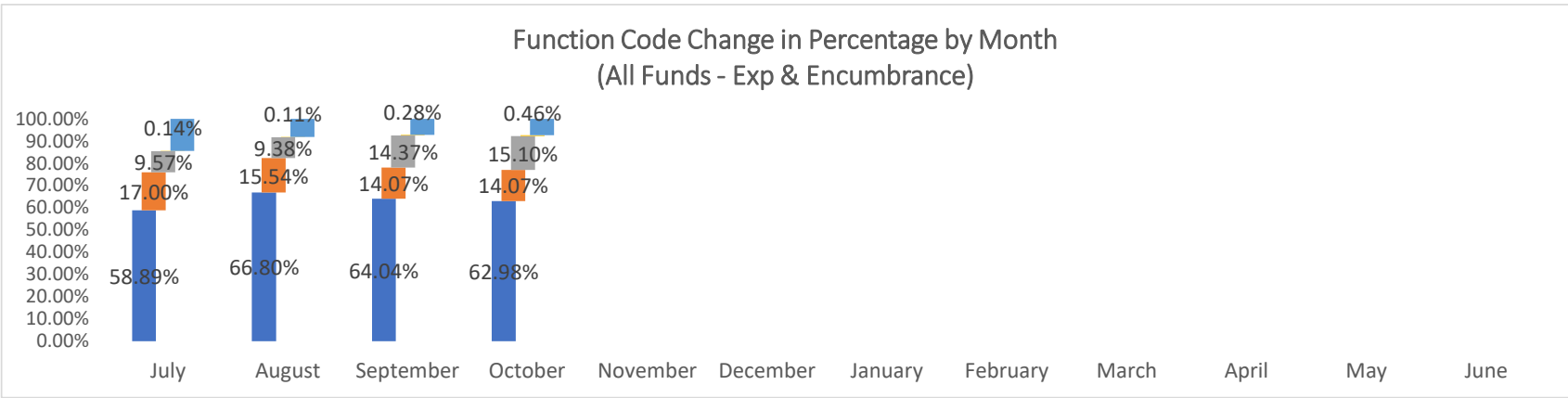
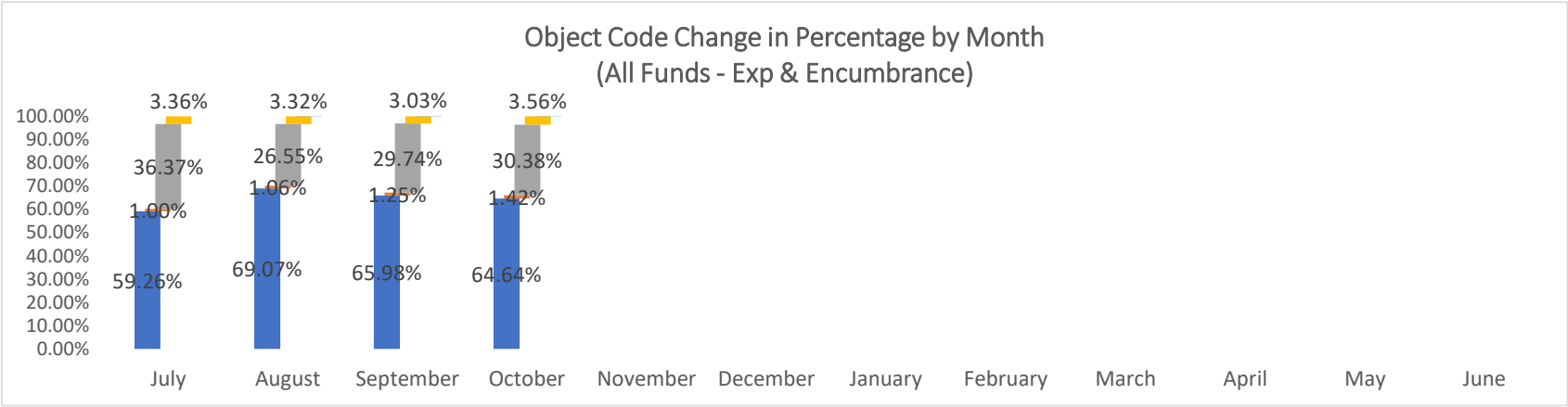
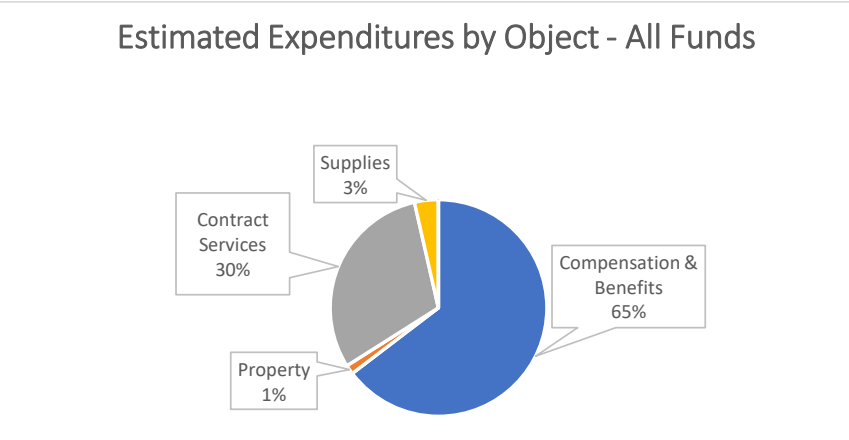
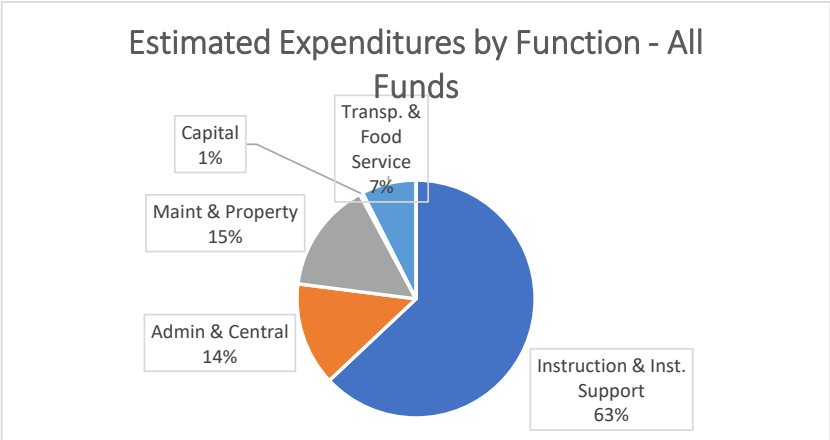
Christine Duncan Heritage Academy

Expenditure Analytical Review

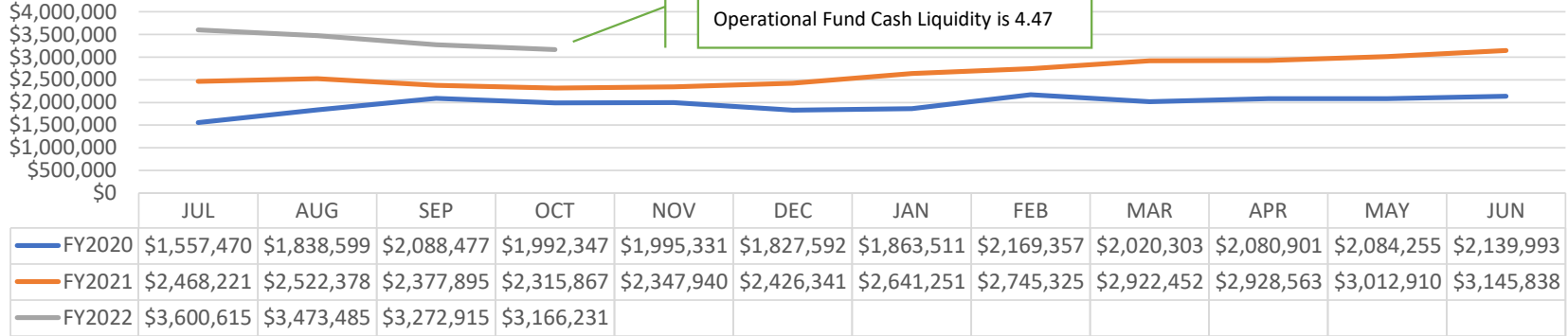
October 31, 2021



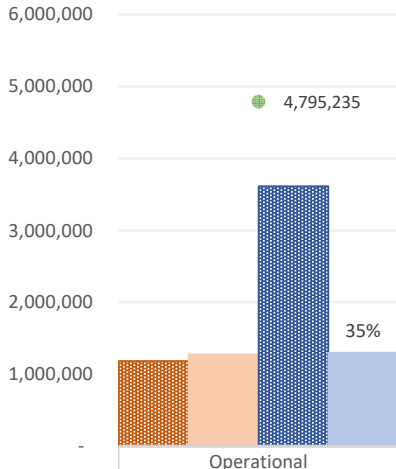




Monthly Cash Balance All Funds

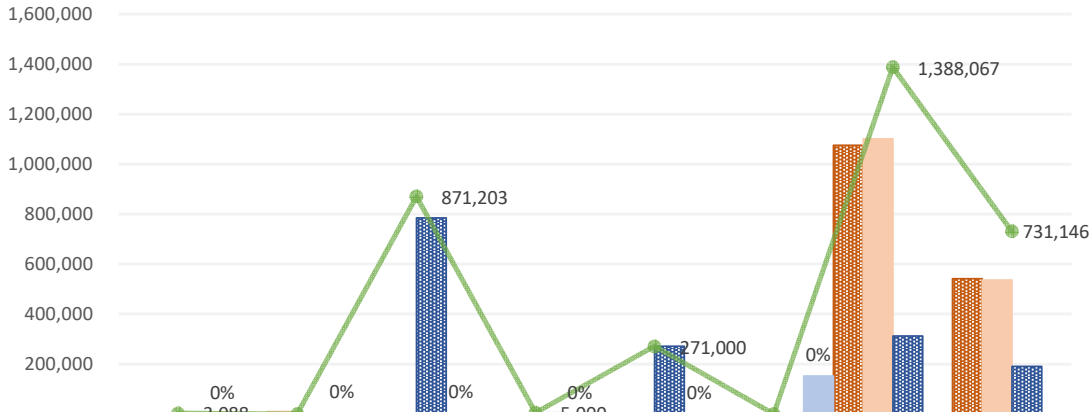


(Operational Fund Only)



FB Budget	1,180,953
FB	1,278,303
Revenue Budget	3,614,282
YTD Revenue	1,296,828
Total Budget	4,795,235

Current Year Revenue vs. Budgeted Revenue & Beg Fund Balance vs. Budgeted Fund Balance



FB Budget	3,088	-	-	-	-	1,075,532	541,296
FB	3,088	9,288	-	-	-	1,101,652	536,779
Revenue Budget	-	-	784,737	5,000	271,000	312,535	189,850
Current Revenue	-	3,298	1,800	-	-	151,794	1,675
Total Budget	3,088	-	871,203	5,000	271,000	1,388,067	731,146

Analyzed Business Checking - PF

Account number: 9790384409 ■ October 1, 2021 - October 31, 2021 ■ Page 1 of 3

Page 9 of 33

WELLS
FARGO

CHRISTINE DUNCAN'S HERITAGE ACADEMY
1900 ATRISCO DR NW
ALBUQUERQUE NM 87120-1146

Questions?

Call your Customer Service Officer or Client Services
1-800-AT WELLS (1-800-289-3557)
5:00 AM TO 6:00 PM Pacific Time Monday - Friday

Online: wellsfargo.com

Write: Wells Fargo Bank, N.A. (585)
P.O. Box 6995
Portland, OR 97228-6995



IMPORTANT ACCOUNT INFORMATION

Revised USPS service standards effective 10/1/21

Effective October 1, 2021, the United States Postal Service (USPS) has revised its service standards for certain First-Class Mail items, resulting in a delivery window of up to five days. Please note this may delay your receipt of mail from us and our receipt of mail from you. Please take this change into account when mailing items to us via USPS.

Consider signing into Wells Fargo Online® for quicker access to your account information.

Account summary

Analyzed Business Checking - PF

<i>Account number</i>	<i>Beginning balance</i>	<i>Total credits</i>	<i>Total debits</i>	<i>Ending balance</i>
9790384409	\$3,334,581.81	\$393,408.68	-\$443,284.93	\$3,284,705.56

Credits

Electronic deposits/bank credits

<i>Effective date</i>	<i>Posted date</i>	<i>Amount</i>	<i>Transaction detail</i>
	10/01	53.10	Post Verify Deposit
	10/01	24,779.81	State of NEW Mex Vndr Pymt Nmap0001201351 USDA August 2021 Sso USDA August 2021 Sso
	10/04	300.00	Post Verify Deposit
	10/05	310.00	Post Verify Deposit
	10/12	18,963.13	State of NM Earlychild Nmap0001210805 Christine Duncan's Her
	10/12	100.00	Post Verify Deposit
	10/12	317,947.20	APS Payments Christine Dncn Christine Duncan Ha Cs
	10/13	37.90	Legalshield Hist Rtn 211013 250780970148716 Christine Duncan Herit
	10/15	169.00	Post Verify Deposit
	10/15	50.00	Post Verify Deposit
	10/15	11.60	Sandoval County ACH Paymen 505989 September 2021 Distributio Hb-33 (1)

Electronic deposits/bank credits (continued)

<i>Effective date</i>	<i>Posted date</i>	<i>Amount</i>	<i>Transaction detail</i>
	10/15	5.96	Sandoval County ACH Paymen 506041 September 2021 Distribution Sb-9 (1)
	10/18	340.70	ACH Returns - Christine Duncan - File 7878782339 Coid 1205009183
	10/19	274.00	Post Verify Deposit
	10/20	100.00	Post Verify Deposit
	10/20	1,120.90	Bernalillo Count Distr_Pymt Christine Duncans Heri
	10/20	42.00	Sandoval County ACH Paymen 508285 2021 Prepayments Hb-33
	10/20	21.02	Sandoval County ACH Paymen 508832 2021 Prepayments Sb-9
	10/22	211.00	Post Verify Deposit
	10/25	18,851.28	State of NM Earlychild Nmap0001221671 Christine Duncan's Her
	10/27	9,463.68	Tax_Rev_Wwt_Ecks Hist Rtn 211027 xxxxx3456 Christine Duncan Herit
	10/27	5.00	Tax_Rev_Grt_Ecks Hist Rtn 211027 1387269888 Christine Duncan Herit
	10/28	251.40	Post Verify Deposit
		\$393,408.68	Total electronic deposits/bank credits
		\$393,408.68	Total credits

Debits

Electronic debits/bank debits

<i>Effective date</i>	<i>Posted date</i>	<i>Amount</i>	<i>Transaction detail</i>
	10/01	23,281.00	WT Seq173574 State of NEW Mexico /Bnf=Nmpsia Srf# Gw00000045284000 Trn#211001173574 Rfb# 63
	10/01	19,653.97 <	Business to Business ACH Debit - IRS Usatapyt 100121 270167485427232 Christine Duncans Heri
	10/05	6,436.95	WT Seq138368 State of NEW Mexico /Bnf=NM Rehtree Healthcare Srf# Gw00000045351603 Trn#211005138368 Rfb# 64
	10/07	54,679.05 <	Business to Business ACH Debit - Nmerb Web Pay 211006 02353 Christine Duncan Herit
	10/08	37.90	Legalshield Grp Paymt 250780970148716 Christine Duncan Herit
	10/12	379.30	Client Analysis Svc Chrg 211008 Svc Chge 0921 000009790384409
	10/14	73,792.10	ACH Prep Origintn - Christine Duncan - File 7878782339 Coid 1205009183
	10/15	24,356.13 <	Business to Business ACH Debit - IRS Usatapyt 101521 270168892887604 Christine Duncans Heri
	10/18	37.90	Legalshield Grp Paymt 250787980148716 Christine Duncan Herit
	10/22	367.44 <	Business to Business ACH Debit - AFLAC Insurance 102021 L7U96433410 Christine Duncans
	10/25	9,463.68 <	Business to Business ACH Debit - Tax_Rev_Wwt_Ecks Trd Pmnt 211022 xxxxx3456 Christine Duncan Herit
	10/25	5.00 <	Business to Business ACH Debit - Tax_Rev_Grt_Ecks Trd Pmnt 211022 1387269888 Christine Duncan Herit
	10/28	82,467.65	ACH Prep Origintn - Christine Duncan - File 7878782339 Coid 1205009183
	10/29	23,907.38 <	Business to Business ACH Debit - IRS Usatapyt 102921 270170202621611 Christine Duncans Heri
		\$318,865.45	Total electronic debits/bank debits

< *Business to Business ACH: If this is a business account, this transaction has a return time frame of one business day from post date. This time frame does not apply to consumer accounts.*

Checks paid

<i>Number</i>	<i>Amount</i>	<i>Date</i>	<i>Number</i>	<i>Amount</i>	<i>Date</i>	<i>Number</i>	<i>Amount</i>	<i>Date</i>
12888	92.35	10/13	13053	149.44	10/07	13079	400.00	10/18
13001*	95.99	10/01	13054	580.00	10/06	13080	1,166.83	10/21
13002	18.98	10/26	13055	652.09	10/22	13081	1,829.21	10/15
13004*	1,228.28	10/04	13056	47.43	10/01	13082	1,688.69	10/25
13012*	1,527.94	10/05	13058*	399.00	10/06	13084*	219.22	10/20
13017*	79.98	10/07	13059	668.83	10/12	13085	280.48	10/22
13026*	43.80	10/08	13060	5,539.38	10/20	13086	2,250.00	10/25
13029*	341.06	10/04	13061	522.66	10/12	13088*	355.13	10/25
13032*	38.00	10/04	13062	94.50	10/12	13089	280.48	10/26
13034*	1,104.64	10/26	13063	85.14	10/29	13090	112.19	10/25
13038*	1,166.88	10/08	13064	1,609.20	10/12	13091	4,272.90	10/21
13039	993.48	10/01	13065	238.76	10/12	13092	72.38	10/26
13040	1,804.96	10/04	13066	97.36	10/29	13094*	1,548.90	10/22
13041	1,688.69	10/01	13068*	687.99	10/12	13095	28.23	10/26
13042	260.37	10/21	13069	111.02	10/25	13096	340.70	10/21
13044*	219.22	10/05	13070	44.00	10/12	13101*	280.48	10/29
13045	946.50	10/06	13071	204.41	10/14	13102	280.48	10/29
13046	707.81	10/12	13072	133.84	10/26	13105*	101.13	10/28
13047	280.48	10/22	13073	106.08	10/18	13109*	323.63	10/25
13048	44,668.72	10/20	13074	35,000.00	10/14	13113*	34.83	10/29
13049	25.00	10/05	13075	514.58	10/14	13116*	217.06	10/25
13050	562.91	10/06	13076	700.00	10/14	13118*	959.92	10/29
13051	187.50	10/07	13077	150.70	10/26	13121*	185.27	10/29
13052	463.50	10/07	13078	307.89	10/07			
			\$124,419.48	Total checks paid				

* Gap in check sequence.

\$443,284.93 Total debits

Daily ledger balance summary

<i>Date</i>	<i>Balance</i>	<i>Date</i>	<i>Balance</i>	<i>Date</i>	<i>Balance</i>
09/30	3,334,581.81	10/12	3,575,095.68	10/21	3,383,767.88
10/01	3,313,654.16	10/13	3,575,041.23	10/22	3,380,849.49
10/04	3,310,541.86	10/14	3,464,830.14	10/25	3,385,174.37
10/05	3,302,642.75	10/15	3,438,881.36	10/26	3,383,385.12
10/06	3,300,154.34	10/18	3,438,678.08	10/27	3,392,853.80
10/07	3,244,286.98	10/19	3,438,952.08	10/28	3,310,536.42
10/08	3,243,038.40	10/20	3,389,808.68	10/29	3,284,705.56
Average daily ledger balance		\$3,358,779.82			

Statement Date 10/31/2021

Cash Object 11010

Status Posted

Journal Entry # CA22-00009

Bank Statement Ending Balance	3,284,705.56	Service Charge	379.30
Less: Uncleared Payments	119,920.98	Interest Earned	0.00
Add: Uncleared Deposits	0.00		
Add: Uncleared Other	0.00	Cleared Payments	505,536.82
Adjusted Bank Balance	3,164,784.58	Cleared Deposits	383,561.40
System Cash Balance	3,164,784.58	Cleared Other	72,099.17
Add: Unposted Charges and Interest	0.00		
Revised System Cash Balance	3,164,784.58	Submitted By	JPINEDA, 11/12/2021
Difference	0.00	Posted By	ALERNER, 11/12/2021

Uncleared Payments

Issued	Check #	Check Amount	Pay To Name	Vendor ID	Emp ID	Bank Acct
11/27/20	12357(*)		NM Child Supp Enforc Agency	901001		130MAIN
06/11/21	12724(*)		NM Child Supp Enforc Agency	901001		130MAIN
07/08/21	12827	340.47	Flor D. Jarvis		000165	130MAIN
07/08/21	12832	302.92	Daniela Reyes		000232	130MAIN
07/26/21	12854	1,920.00	Dual Language Education of New Mexicc	000156		130MAIN
07/30/21	12885	92.35	Flor D. Jarvis		000165	130MAIN
07/30/21	12892	92.35	Elena I. Zuniga De Meza		000206	130MAIN
08/26/21	12958	200.00	Metropolitan Life Insurance	901002		130MAIN
08/26/21	Batch 08/26/2021	5.00				130MAIN
09/21/21	13024	34.24	NM Gas Company	000558		130MAIN
09/21/21	13030(*)		Albuquerque Publishing Company	000024		130MAIN
09/27/21	Batch 09/27/2021	5,801.99				130MAIN
10/01/21	13057	43.80	Albuquerque Publishing Company	000024		130MAIN
10/06/21	13067	44.00	Julie Weeks	010144		130MAIN
10/15/21	13087	9,115.44	Bilingual Multicultural Services, Inc.	000241		130MAIN
10/15/21	13093	8,666.00	Tuff Shed	TUFSHE		130MAIN
10/15/21	ACH-00006254(*)		Jose Ortega		000250	130MAIN
10/18/21	13158	18.96	Pre-Paid Legal Services, Inc.	901000		130MAIN
10/18/21	13159	28.42	Pre-Paid Legal Services, Inc.	901000		130MAIN
10/21/21	13098	707.81	Accountability and Compliance Resources LI	000461		130MAIN
10/21/21	13099	665.00	Albuquerque Charter School League	000744		130MAIN
10/21/21	13100	801.11	Alpine Protection LLC	010013		130MAIN
10/21/21	13103	16,633.12	Association of Charter School Education Ser	000635		130MAIN
10/21/21	13104	15,337.13	Charter School Nursing Service	000251		130MAIN
10/21/21	13106	694.64	De Lage Landen Financial Services	000411		130MAIN
10/21/21	13107	1,161.13	Ephesus Office Technologies	000209		130MAIN

Selection Grouped by Org, Cash Object, Statement Date - Sorted by Item date, Item #, (Org = 130, Cash Object IN ('11010'), Bank Statement Date = 10/31/2021, Uncleared Only? = No)



Statement Date 10/31/2021

Cash Object 11010

Status Posted

Journal Entry # CA22-00009

Uncleared Payments (continued)

Issued	Check #	Check Amount	Pay To Name	Vendor ID	Emp ID	Bank Acct
10/21/21	13108	3,236.25	InAccord, P.C.	010081		130MAIN
10/21/21	13110	575.00	Marcia Lee Unnever, Kids Focus	000579		130MAIN
10/21/21	13111	3,495.00	MobyMax, LLC	000680		130MAIN
10/21/21	13112	150.00	NM EDGE	NM ED		130MAIN
10/21/21	13114	1,399.00	PSG Embroidery Screen Printing	000496		130MAIN
10/21/21	13115	1,068.03	Quill Corporation	000214		130MAIN
10/21/21	13117	44.00	Santa Urias	SANURI		130MAIN
10/21/21	13119	84.97	Theresa Bustos	010132		130MAIN
10/21/21	13120	895.00	Thinking Maps, Inc.	010214		130MAIN
10/21/21	13122	237.00	WCEPS	010211		130MAIN
10/21/21	13123	4,987.50	Public Charter Schools of NM	000056		130MAIN
10/21/21	13124	39.98	School Health Corporation	010068		130MAIN
10/26/21	13125	23,130.76	Association of Charter School Education Ser	000635		130MAIN
10/26/21	13126	321.47	Ephesus Office Technologies	000209		130MAIN
10/26/21	13127	9,610.46	Estrellita, Inc.	901007		130MAIN
10/29/21	13128	1,557.92	Elsa Aguirre		000247	130MAIN
10/29/21	13129	2,181.82	Mayra J. Moncada		000237	130MAIN
10/29/21	13130	340.70	Jose Ortega		000250	130MAIN
10/29/21	13131	1,452.61	Santa Urias		000251	130MAIN
10/29/21	13132	1,749.97	Ana P. Vazquez		000172	130MAIN
10/29/21	13134	219.22	NM Child Supp Enforc Agency	901001		130MAIN
10/29/21	13135	438.44	NM Child Supp Enforc Agency	901001		130MAIN
		119,920.98	(*) Cancelled Payments	822.94		

Cleared Payments

Issued	Check #	Check Amount	Cleared Amount	Difference	Cleared	Pay To Name	Vendor ID	Emp ID	Bank Acct
07/30/21	12888	92.35	92.35		10/31/21	Biri D. Marquez		000222	130MAIN
09/16/21	13001	95.99	95.99		10/31/21	Jessica Carrillo	010161		130MAIN
09/16/21	13002	18.98	18.98		10/31/21	Maestas, Melissa	010136		130MAIN
09/16/21	13004	1,228.28	1,228.28		10/31/21	Quill Corporation	000214		130MAIN
09/17/21	13012	1,527.94	1,527.94		10/31/21	Jennaca Hollinger		000239	130MAIN
09/21/21	13017	79.98	79.98		10/31/21	Alpine Protection LLC	010013		130MAIN
09/21/21	13026	43.80	43.80		10/31/21	Quill Corporation	000214		130MAIN
09/21/21	13029	341.06	341.06		10/31/21	Veronica Vigil	010191		130MAIN
09/21/21	13032	38.00	38.00		10/31/21	Ephesus Office Technologies	000209		130MAIN
09/21/21	13034	1,104.64	1,104.64		10/31/21	Run to Clean, LLC	010157		130MAIN

Selection Grouped by Org, Cash Object, Statement Date - Sorted by Item date, Item #, (Org = 130, Cash Object IN ('11010'), Bank Statement Date = 10/31/2021, Uncleared Only? = No)



Statement Date 10/31/2021

Cash Object 11010

Status Posted

Journal Entry # CA22-00009

Cleared Payments (continued)

Issued	Check #	Check Amount	Cleared Amount	Difference	Cleared	Pay To Name	Vendor ID	Emp ID	Bank Acct
09/30/21	13045	946.50	946.50		10/31/21	ABCWUA	000221		130MAIN
09/30/21	13046	707.81	707.81		10/31/21	Accountability and Compliance Resources LI	000461		130MAIN
09/30/21	13047	280.48	280.48		10/31/21	Amaro's Carpet Cleaning	010114		130MAIN
09/30/21	13048	44,668.72	44,668.72		10/31/21	Association of Charter School Education Ser	000635		130MAIN
09/30/21	13049	25.00	25.00		10/31/21	City of Albuquerque	000055		130MAIN
09/30/21	13050	562.91	562.91		10/31/21	Cooperative Educational Services	000070		130MAIN
09/30/21	13051	187.50	187.50		10/31/21	Crystal Springs	010183		130MAIN
09/30/21	13052	463.50	463.50		10/31/21	Crystal Springs	010183		130MAIN
09/30/21	13053	149.44	149.44		10/31/21	Lakeshore Learning Materials	000533		130MAIN
09/30/21	13054	580.00	580.00		10/31/21	PSG Embroidery Screen Printing	000496		130MAIN
09/30/21	13055	652.09	652.09		10/31/21	Quill Corporation	000214		130MAIN
09/30/21	13056	47.43	47.43		10/31/21	Rachel Gamboa	010198		130MAIN
10/01/21	13038	1,166.88	1,166.88		10/31/21	Elsa Aguirre		000247	130MAIN
10/01/21	13039	993.48	993.48		10/31/21	Agustin Hernandez Cordero		000240	130MAIN
10/01/21	13040	1,804.96	1,804.96		10/31/21	Maridel Lazo		000249	130MAIN
10/01/21	13041	1,688.69	1,688.69		10/31/21	Mayra J. Moncada		000237	130MAIN
10/01/21	13042	260.37	260.37		10/31/21	Jose Ortega		000250	130MAIN
10/01/21	13043	19,653.97	19,653.97		10/31/21	EFTPS	900004		130MAIN
10/01/21	13044	219.22	219.22		10/31/21	NM Child Supp Enforc Agency	901001		130MAIN
10/01/21	13058	399.00	399.00		10/31/21	Alicia Garcia	010170		130MAIN
10/01/21	Batch 10/01/2021	86,295.79	86,295.79		10/31/21				130MAIN
10/05/21	Batch 10/05/2021	6,436.95	6,436.95		10/31/21				130MAIN
10/06/21	13059	668.83	668.83		10/31/21	Amaro's Carpet Cleaning	010114		130MAIN
10/06/21	13060	5,539.38	5,539.38		10/31/21	Bilingual Multicultural Services, Inc.	000241		130MAIN
10/06/21	13061	522.66	522.66		10/31/21	Cooperative Educational Services	000070		130MAIN
10/06/21	13062	94.50	94.50		10/31/21	Crystal Springs	010183		130MAIN
10/06/21	13063	85.14	85.14		10/31/21	Fatima M Sandoval	010126		130MAIN
10/06/21	13064	1,609.20	1,609.20		10/31/21	Gorman Industries , INC	010193		130MAIN
10/06/21	13065	238.76	238.76		10/31/21	Jesus A Moncada	000111		130MAIN
10/06/21	13066	97.36	97.36		10/31/21	Joel Sandoval	010141		130MAIN
10/06/21	13068	687.99	687.99		10/31/21	Lakeshore Learning Materials	000533		130MAIN
10/06/21	13069	111.02	111.02		10/31/21	Leos Gonzalez, Rafael	010135		130MAIN
10/06/21	13070	44.00	44.00		10/31/21	Mayra Moncada	MAYMON		130MAIN
10/06/21	13071	204.41	204.41		10/31/21	Meza, Julio	010051		130MAIN
10/06/21	13072	133.84	133.84		10/31/21	Quill Corporation	000214		130MAIN

Selection Grouped by Org, Cash Object, Statement Date - Sorted by Item date, Item #, (Org = 130, Cash Object IN ('11010'), Bank Statement Date = 10/31/2021, Uncleared Only? = No)



Statement Date 10/31/2021

Cash Object 11010

Status Posted

Journal Entry # CA22-00009

Cleared Payments (continued)

Issued	Check #	Check Amount	Cleared Amount	Difference	Cleared	Pay To Name	Vendor ID	Emp ID	Bank Acct
10/06/21	13073	106.08	106.08		10/31/21	Roberto Muro	000693		130MAIN
10/06/21	13074	35,000.00	35,000.00		10/31/21	Saylor Family Trust, LLC	000555		130MAIN
10/06/21	13075	514.58	514.58		10/31/21	Saylor Family Trust, LLC	000555		130MAIN
10/06/21	13076	700.00	700.00		10/31/21	T-Mobile USA Inc	010181		130MAIN
10/06/21	13077	150.70	150.70		10/31/21	Theresa Bustos	010132		130MAIN
10/06/21	13078	307.89	307.89		10/31/21	Veronica Vigil	010191		130MAIN
10/07/21	Batch 10/07/2021	54,679.05	54,679.05		10/31/21				130MAIN
10/08/21	13079	400.00	400.00		10/31/21	Metropolitan Life Insurance	901002		130MAIN
10/15/21	13080	1,166.83	1,166.83		10/31/21	Elsa Aguirre		000247	130MAIN
10/15/21	13081	1,829.21	1,829.21		10/31/21	Agustin Hernandez Cordero		000240	130MAIN
10/15/21	13082	1,688.69	1,688.69		10/31/21	Mayra J. Moncada		000237	130MAIN
10/15/21	13083	24,356.13	24,356.13		10/31/21	EFTPS	900004		130MAIN
10/15/21	13084	219.22	219.22		10/31/21	NM Child Supp Enforc Agency	901001		130MAIN
10/15/21	13085	280.48	280.48		10/31/21	Amaro's Carpet Cleaning	010114		130MAIN
10/15/21	13086	2,250.00	2,250.00		10/31/21	Association of Charter School Education Ser	000635		130MAIN
10/15/21	13088	355.13	355.13		10/31/21	Comcast	000208		130MAIN
10/15/21	13089	280.48	280.48		10/31/21	Ephesus Office Technologies	000209		130MAIN
10/15/21	13090	112.19	112.19		10/31/21	Orkin Pest Control	000697		130MAIN
10/15/21	13091	4,272.90	4,272.90		10/31/21	PNM	000178		130MAIN
10/15/21	13092	72.38	72.38		10/31/21	Theresa Bustos	010132		130MAIN
10/15/21	13094	1,548.90	1,548.90		10/31/21	Alpine Protection LLC	010013		130MAIN
10/15/21	13095	28.23	28.23		10/31/21	Maestas, Melissa	010136		130MAIN
10/15/21	Batch 10/15/2021	73,451.40	73,451.40		10/31/21				130MAIN
10/18/21	13160	37.90	37.90		10/31/21	Pre-Paid Legal Services, Inc.	901000		130MAIN
10/20/21	13096	340.70	340.70		10/31/21	Jose Ortega		000250	130MAIN
10/20/21	13097	367.44	367.44		10/31/21	American Family Life	901012		130MAIN
10/21/21	13101	280.48	280.48		10/31/21	Amaro's Carpet Cleaning	010114		130MAIN
10/21/21	13102	280.48	280.48		10/31/21	Amaro's Carpet Cleaning	010114		130MAIN
10/21/21	13105	101.13	101.13		10/31/21	Crystal Springs	010183		130MAIN
10/21/21	13109	323.63	323.63		10/31/21	Julie Weeks	010144		130MAIN
10/21/21	13113	34.83	34.83		10/31/21	NM Gas Company	000558		130MAIN
10/21/21	13116	217.06	217.06		10/31/21	Rachel Gamboa	010198		130MAIN
10/21/21	13118	959.92	959.92		10/31/21	School Nurse Supply, Inc.	000441		130MAIN
10/21/21	13121	185.27	185.27		10/31/21	Verizon Wireless	000206		130MAIN
10/29/21	13133	23,907.38	23,907.38		10/31/21	EFTPS	900004		130MAIN

Selection Grouped by Org, Cash Object, Statement Date - Sorted by Item date, Item #, (Org = 130, Cash Object IN ('11010'), Bank Statement Date = 10/31/2021, Uncleared Only? = No)



Statement Date 10/31/2021

Cash Object 11010

Status Posted

Journal Entry # CA22-00009

Cleared Payments (continued)

Issued	Check #	Check Amount	Cleared Amount	Difference	Cleared	Pay To Name	Vendor ID	Emp ID	Bank Acct
10/29/21	Batch 10/29/2021	91,931.33	91,931.33		10/31/21				130MAIN
		505,536.82	505,536.82	(*) Cancelled Payments		822.94			

Cleared Deposits

Deposited	Deposit #	Deposit Amount	Cleared Amount	Difference	Cleared	Bank Acct
10/01/21	Batch 10/01/2021	24,832.91	24,832.91		10/31/21	130MAIN
10/04/21	Batch 10/04/2021	300.00	300.00		10/31/21	130MAIN
10/05/21	Batch 10/05/2021	310.00	310.00		10/31/21	130MAIN
10/12/21	Batch 10/12/2021	337,010.33	337,010.33		10/31/21	130MAIN
10/15/21	Batch 10/15/2021	236.56	236.56		10/31/21	130MAIN
10/19/21	Batch 10/19/2021	274.00	274.00		10/31/21	130MAIN
10/20/21	Batch 10/20/2021	1,283.92	1,283.92		10/31/21	130MAIN
10/22/21	Batch 10/22/2021	211.00	211.00		10/31/21	130MAIN
10/25/21	Batch 10/25/2021	18,851.28	18,851.28		10/31/21	130MAIN
10/28/21	Batch 10/28/2021	251.40	251.40		10/31/21	130MAIN
		383,561.40	383,561.40			

Cleared Other

Effective	JE #	Amount	Cleared Amount	Difference	Cleared	JE Comment	Bank Acct
10/01/21	CA22-00005	63,014.79	63,014.79		10/31/21		
10/29/21	CA22-00007	9,463.68	9,463.68		10/31/21		
10/31/21	CA22-00009	379.30-	379.30-		11/12/21		
		72,099.17	72,099.17				

As of 10/31/2021		Fiscal Year 2021/22 Actuals			
Resource	Beginning Balance	Revenue Activity	Expense Activity	Net Activity	Resulting Balance
Fund 11000 - Operational Fund	1,278,303.42	1,296,827.79	1,258,414.56	38,413.23	1,316,716.65
Fund 14000 - Inst. Materials Fund	3,088.37	.00	.00	.00	3,088.37
Fund 21000 - Food Services Fund	100,547.14	102,156.85	48,619.08	53,537.77	154,084.91
Fund 23000 - Non-Instruct. Fund	75.60	727.00	.00	727.00	802.60
Fund 23001 - Athletic	.00	1,335.40	.00	1,335.40	1,335.40
Fund 23003 - Chess Club	39.71	.00	.00	.00	39.71
Fund 23004 - Student Council	2,962.08	.00	.00	.00	2,962.08
Fund 23005 - Yearbook	2,109.50	20.00	.00	20.00	2,129.50
Fund 23006 - Cheer	140.02	.00	.00	.00	140.02
Fund 23007 - Sunshine	181.43	170.00	.00	170.00	351.43
Fund 23010 - Admin Discretionary Account	882.02	1,672.10	598.79	1,073.31	1,955.33
Fund 23102 - General Activities	2,897.49	.00	.00	.00	2,897.49
Fund 24101 - Title I - IASA	52,876.58-	52,876.58	45,017.10	7,859.48	45,017.10-
Fund 24106 - IDEA-B Entitlement	61,522.49-	61,522.49	25,434.50	36,087.99	25,434.50-
Fund 24118 - Fresh Fruit & Vegetables	7,686.63-	.00	.00	.00	7,686.63-
Fund 24146 - Charter Schools	134,065.89-	134,065.89	.00	134,065.89	.00
Fund 24153 - English Language Acquisition	229.00	.00	237.00	237.00-	8.00-
Fund 24154 - Teach./Princp. Train & Recruit	16,159.00-	16,159.00	2,985.00	13,174.00	2,985.00-
Fund 24301 - CARES Act	31,791.99-	31,791.99	.00	31,791.99	.00
Fund 24305 - GEERF	700.00-	700.00	.00	700.00	.00
Fund 24306 - CARES/GEER - HEPA Filters	.00	.00	1,609.20	1,609.20-	1,609.20-
Fund 24307 - CARES Act SEL	6,844.85-	6,844.85	.00	6,844.85	.00
Fund 24308 - CRRSA, ESSER II	.00	.00	30,694.52	30,694.52-	30,694.52-
Fund 24312 - CRRSA Retention Stipends	.00	1,800.00	1,800.00	.00	.00
Fund 25153 - Title XIX MEDICAID 3/21 Years					

Selection Grouped by Fund - Sorted by Resource, (Org = 130, As of Date = 10/31/2021, Actuals = Y, Enc = N, SACS Fund = N, SACS Rsrc = N, SACS = N, Restricted Accts = Y)

SCHOOLABILITY

Page 1 of 2

As of 10/31/2021	Fiscal Year 2021/22 Actuals				
Resource	Beginning Balance	Revenue Activity	Expense Activity	Net Activity	Resulting Balance
Fund 25153 - Title XIX MEDICAID 3/21 Years	39,431.00	8,650.44	23,336.06	14,685.62-	24,745.38
Fund 25171 - Child & Adult Food Program	64,519.94	.00	26,758.01	26,758.01-	37,761.93
Fund 25205 - Gear Up New Mexico Initiative	51,951.92-	42,075.55	9,080.50	32,995.05	18,956.87-
Fund 26177 - Elementry & Mid Sch Initiative	2,320.34-	2,260.00	.00	2,260.00	60.34-
Fund 27109 - Instructional Materials- GAA	3,500.58	.00	.00	.00	3,500.58
Fund 27149 - PreK Initiative	85,038.20-	85,038.20	28,435.76	56,602.44	28,435.76-
Fund 27183 - NM Grown FVV	1,318.50-	1,318.50	.00	1,318.50	.00
Fund 31200 - Public School Capital Outlay	151,793.50-	151,793.50	.00	151,793.50	.00
Fund 31600 - Capital Improv. HB 33	1,101,652.27	9,607.15	96.06	9,511.09	1,111,163.36
Fund 31700 - Capital Improv. SB9	8,841.17-	8,841.17	12,395.74	3,554.57-	12,395.74-
Fund 31701 - Capital Improv. SB9 Local	535,766.40	4,798.06	5,785.79	987.73-	534,778.67
Fund 31703 - SB9 State Match Cash	9,854.00	.00	.00	.00	9,854.00
Total for Org	2,533,268.91	2,023,052.51	1,521,297.67	501,754.84	3,035,023.75

Balances through 10/31/2021

Fiscal Year 2021/22

Funds- Func- Obj ct - Pr gm- Locat n- Jb Cl - Opt nl	Description	Adopted Budget	Revised Budget	Encumbered	Expenditure	Account Balance
Funds 11000 - Operational, Func 1000 - Instruction						
11000- 1000- 51100- 0000- 001118- 1611- 00000	SalariesExpense,SubsSickL		24,056.00	16,154.04	11,955.70	4,053.74-
11000- 1000- 51100- 1010- 001118- 1411- 00000	SalariesExpense,Teachers	525,331.00	525,331.00	397,159.01	108,926.90	19,245.09
11000- 1000- 51100- 1010- 001118- 1413- 00000	SalariesExpense,TeachersE	104,169.00	104,683.00	33,779.34	13,542.97	57,360.69
11000- 1000- 51100- 1010- 001118- 1711- 00000	SalariesExpense,InstAsst1	22,712.00	22,712.00			22,712.00
11000- 1000- 51100- 1010- 001118- 1713- 00000	SalariesExpense,InstAsst-	73,461.00	73,824.00	59,097.57	14,152.75	573.68
11000- 1000- 51100- 2000- 001118- 1412- 00000	SalariesExpense,Teachers	226,795.00	284,185.00	173,784.14	53,336.70	57,064.16
11000- 1000- 51100- 4010- 001118- 1413- 00000	SalariesExpense,TeachersE	93,094.00	93,094.00	74,899.23	17,833.15	361.62
11000- 1000- 51100- 4010- 001118- 1416- 00000	SalariesExpense,TeachersO	321,417.00	405,527.00	327,540.36	77,985.80	.84
11000- 1000- 51100- 4025- 001118- 1412- 00000	SalariesExpense,Teachers	106,029.00	106,552.00	133,058.84	27,487.02	53,993.86-
11000- 1000- 51300- 1010- 001118- 1411- 00000	AddtnlCompenstn,Teachers	27,000.00	27,000.00	6,057.45	24,100.35	3,157.80-
11000- 1000- 51300- 1010- 001118- 1711- 00000	AddtnlCompenstn,InstAsst1		759.00		1,571.49	812.49-
11000- 1000- 51300- 1010- 001118- 1713- 00000	AddtnlCompenstn,InstAsst-				136.50	136.50-
11000- 1000- 51300- 2000- 001118- 1412- 00000	AddtnlCompenstn,Teachers	4,500.00	4,500.00			4,500.00
11000- 1000- 51300- 4010- 001118- 1411- 00000	AddtnlCompenstn,Teachers	18,000.00	18,000.00	21,576.06	4,038.30	7,614.36-
11000- 1000- 51300- 4010- 001118- 1416- 00000	AddtnlCompenstn,TeachersO	24,000.00	24,000.00	25,441.29	11,220.81	12,662.10-
11000- 1000- 51300- 4040- 001118- 1411- 00000	AddtnlCompenstn,Teachers		54,945.00		72,782.67	17,837.67-
11000- 1000- 51300- 4040- 001118- 1711- 00000	AddtnlCompenstn,InstAsst1		15,424.00		18,672.55	3,248.55-
11000- 1000- 51300- 9000- 001118- 1621- 00000	AddtnlCompenstn,Sum/After				3,060.00	3,060.00-
11000- 1000- 52111- 0000- 001118- 0000- 00000	EducRetirement		3,519.00	2,447.34	1,685.07	613.41-
11000- 1000- 52111- 1010- 001118- 0000- 00000	EducRetirement	113,995.00	113,995.00	75,157.82	21,720.50	17,116.68
11000- 1000- 52111- 2000- 001118- 0000- 00000	EducRetirement	34,999.00	43,054.00	26,328.16	8,080.48	8,645.36
11000- 1000- 52111- 4010- 001118- 0000- 00000	EducRetirement	68,541.00	80,875.00	68,092.38	16,828.28	4,045.66-
11000- 1000- 52111- 4025- 001118- 0000- 00000	EducRetirement	16,064.00	16,143.00	20,158.53	4,121.53	8,137.06-
11000- 1000- 52111- 4040- 001118- 0000- 00000	EducRetirement		1,874.00		5,068.27	3,194.27-
11000- 1000- 52111- 9000- 001118- 0000- 00000	EducRetirement				463.59	463.59-
11000- 1000- 52112- 0000- 001118- 0000- 00000	ERARetireeHlth		465.00	322.98	222.43	80.41-
11000- 1000- 52112- 1010- 001118- 0000- 00000	ERARetireeHlth	15,093.00	15,093.00	9,921.66	2,867.29	2,304.05
11000- 1000- 52112- 2000- 001118- 0000- 00000	ERARetireeHlth	4,628.00	5,684.00	3,475.67	1,066.73	1,141.60
11000- 1000- 52112- 4010- 001118- 0000- 00000	ERARetireeHlth	9,106.00	10,677.00	8,989.70	2,221.69	534.39-
11000- 1000- 52112- 4025- 001118- 0000- 00000	ERARetireeHlth	2,121.00	2,131.00	2,661.12	544.08	1,074.20-
11000- 1000- 52112- 4040- 001118- 0000- 00000	ERARetireeHlth		248.00		669.08	421.08-
11000- 1000- 52112- 9000- 001118- 0000- 00000	ERARetireeHlth				61.19	61.19-
11000- 1000- 52210- 0000- 001118- 0000- 00000	FICA Payments		1,492.00	1,001.49	741.29	250.78-
11000- 1000- 52210- 1010- 001118- 0000- 00000	FICA Payments	46,767.00	46,767.00	30,707.07	10,116.24	5,943.69
11000- 1000- 52210- 2000- 001118- 0000- 00000	FICA Payments	14,342.00	14,988.00	8,648.66	2,800.68	3,538.66
11000- 1000- 52210- 4010- 001118- 0000- 00000	FICA Payments	28,214.00	32,999.00	27,780.55	6,873.83	1,655.38-

Selection Grouped by Account Type, Filtered by User Permissions, (Org = 130, Online/Offline = N, Period = 4, UnPosted JE? = N, Assets and Liabilities? = N, Restricted Accts? = Y, Funds = 1.8, Objct = 5, Obj Digits = 0, Page Break Lvl =)

Balances through 10/31/2021						Fiscal Year 2021/22	
Funds- Func- Obj ct - Pr gm- Locat n- Jb Cl - Opt nl	Description	Adopted Budget	Revised Budget	Encumbered	Expenditure	Account Balance	
Funds 11000 - Operational, Func 1000 - Instruction (continued)							
11000- 1000- 52210- 4025- 001118- 0000- 00000	FICA Payments	6,575.00	6,607.00	8,249.64	1,704.19	3,346.83-	
11000- 1000- 52210- 4040- 001118- 0000- 00000	FICA Payments		4,347.00		5,620.87	1,273.87-	
11000- 1000- 52210- 9000- 001118- 0000- 00000	FICA Payments				189.74	189.74-	
11000- 1000- 52220- 0000- 001118- 0000- 00000	MedicarePaymnts		349.00	234.15	173.39	58.54-	
11000- 1000- 52220- 1010- 001118- 0000- 00000	MedicarePaymnts	10,949.00	10,949.00	7,181.55	2,365.91	1,401.54	
11000- 1000- 52220- 2000- 001118- 0000- 00000	MedicarePaymnts	3,356.00	3,506.00	2,022.76	655.04	828.20	
11000- 1000- 52220- 4010- 001118- 0000- 00000	MedicarePaymnts	6,608.00	7,718.00	6,496.95	1,607.58	386.53-	
11000- 1000- 52220- 4025- 001118- 0000- 00000	MedicarePaymnts	1,538.00	1,545.00	1,929.27	398.55	782.82-	
11000- 1000- 52220- 4040- 001118- 0000- 00000	MedicarePaymnts		1,017.00		1,314.58	297.58-	
11000- 1000- 52220- 9000- 001118- 0000- 00000	MedicarePaymnts				44.38	44.38-	
11000- 1000- 52311- 0000- 001118- 0000- 00000	Hth&MedPremiums				2,076.38	2,076.38-	
11000- 1000- 52311- 1010- 001118- 0000- 00000	Hth&MedPremiums	61,059.00	61,059.00	33,152.60	6,555.25-	34,461.65	
11000- 1000- 52311- 2000- 001118- 0000- 00000	Hth&MedPremiums	15,842.00	17,773.00	3,938.20	859.26	12,975.54	
11000- 1000- 52311- 4010- 001118- 0000- 00000	Hth&MedPremiums	44,845.00	44,891.00	38,616.00	5,812.14	462.86	
11000- 1000- 52311- 4025- 001118- 0000- 00000	Hth&MedPremiums	9,924.00	9,924.00	8,270.00	854.32	799.68	
11000- 1000- 52312- 0000- 001118- 0000- 00000	Life		63.00		204.18	141.18-	
11000- 1000- 52312- 1010- 001118- 0000- 00000	Life	969.00	969.00	789.00	161.38	18.62	
11000- 1000- 52312- 2000- 001118- 0000- 00000	Life	228.00	306.00	205.14	31.56	69.30	
11000- 1000- 52312- 4010- 001118- 0000- 00000	Life	456.00	613.00	526.00	89.42	2.42-	
11000- 1000- 52312- 4025- 001118- 0000- 00000	Life	114.00	121.00	157.80	18.41	55.21-	
11000- 1000- 52313- 0000- 001118- 0000- 00000	Dental		29.00		197.44	168.44-	
11000- 1000- 52313- 1010- 001118- 0000- 00000	Dental	3,395.00	3,395.00	2,334.40	442.20	618.40	
11000- 1000- 52313- 2000- 001118- 0000- 00000	Dental	598.00	1,189.00	498.20	126.05	564.75	
11000- 1000- 52313- 4010- 001118- 0000- 00000	Dental	1,608.00	25,664.00	1,734.60	292.85	23,636.55	
11000- 1000- 52313- 4025- 001118- 0000- 00000	Dental	392.00	392.00	326.60	48.99	16.41	
11000- 1000- 52314- 0000- 001118- 0000- 00000	Vision		21.00		70.06	49.06-	
11000- 1000- 52314- 1010- 001118- 0000- 00000	Vision	708.00	708.00	357.80	72.98	277.22	
11000- 1000- 52314- 2000- 001118- 0000- 00000	Vision	122.00	24,178.00	100.60	23.57	24,053.83	
11000- 1000- 52314- 4010- 001118- 0000- 00000	Vision	402.00	402.00	336.80	56.82	8.38	
11000- 1000- 52314- 4025- 001118- 0000- 00000	Vision	76.00	76.00	63.00	9.45	3.55	
11000- 1000- 52315- 0000- 001118- 0000- 00000	Disability		25.00		120.83	95.83-	
11000- 1000- 52315- 1010- 001118- 0000- 00000	Disability	947.00	947.00	306.20	62.03	578.77	
11000- 1000- 52315- 2000- 001118- 0000- 00000	Disability	356.00	356.00	278.92	53.27	23.81	
11000- 1000- 52315- 4010- 001118- 0000- 00000	Disability	691.00	691.00	185.20	27.78	478.02	
11000- 1000- 52315- 4025- 001118- 0000- 00000	Disability	365.00	365.00	302.90	45.44	16.66	
11000- 1000- 52500- 0000- 001118- 0000- 00000	UnemploymntComp		80.00	53.34	39.74	13.08-	

Selection Grouped by Account Type, Filtered by User Permissions, (Org = 130, Online/Offline = N, Period = 4, UnPosted JEs? = N, Assets and Liabilities? = N, Restricted Accts? = Y, Funds = 1.8, Objct = 5, Obj Digits = 0, Page Break Lvl =)

Balances through 10/31/2021						Fiscal Year 2021/22
Funds- Func- Obj ct - Pr gm- Locat n- JbCl - Opt nl	Description	Adopted Budget	Revised Budget	Encumbered	Expenditure	Account Balance
Funds 11000 - Operational, Func 1000 - Instruction (continued)						
11000- 1000- 52500- 1010- 001118- 0000- 00000	UnemploymntComp	1,530.00	1,530.00	1,205.90	191.97	132.13
11000- 1000- 52500- 2000- 001118- 0000- 00000	UnemploymntComp	360.00	428.00	265.26	15.70	147.04
11000- 1000- 52500- 4010- 001118- 0000- 00000	UnemploymntComp	720.00	1,135.00	1,047.40	131.71	44.11-
11000- 1000- 52500- 4025- 001118- 0000- 00000	UnemploymntComp	180.00	180.00	285.15	22.17	127.32-
11000- 1000- 52500- 4040- 001118- 0000- 00000	UnemploymntComp		95.00		120.35	25.35-
11000- 1000- 52500- 9000- 001118- 0000- 00000	UnemploymntComp				1.39	1.39-
11000- 1000- 52710- 1010- 001118- 0000- 00000	WorkersCompPrem	11,804.00	12,564.00		12,564.00	
11000- 1000- 52710- 2000- 001118- 0000- 00000	WorkersCompPrem	3,687.00	3,687.00		3,687.00	
11000- 1000- 52710- 4010- 001118- 0000- 00000	WorkersCompPrem	6,741.00	6,741.00		6,741.00	
11000- 1000- 52710- 4025- 001118- 0000- 00000	WorkersCompPrem	1,725.00	1,725.00		1,725.00	
11000- 1000- 52720- 0000- 001118- 0000- 00000	WorkrsCompERFee		10.00	6.90	2.30	.80
11000- 1000- 52720- 1010- 001118- 0000- 00000	WorkrsCompERFee	170.00	170.00	103.50	13.34	53.16
11000- 1000- 52720- 2000- 001118- 0000- 00000	WorkrsCompERFee	40.00	46.00	27.60	4.60	13.80
11000- 1000- 52720- 4010- 001118- 0000- 00000	WorkrsCompERFee	80.00	92.00	69.00	9.20	13.80
11000- 1000- 52720- 4025- 001118- 0000- 00000	WorkrsCompERFee	20.00	20.00	20.70		.70-
11000- 1000- 53330- 1010- 001118- 0000- 00000	ProfessDevelop	8,100.00	16,260.00	2,761.00	9,610.46	3,888.54
11000- 1000- 53330- 4040- 001118- 0000- 00000	ProfessDevelop		3,339.00	3,338.88		.12
11000- 1000- 53711- 1010- 001118- 0000- 00000	Other Charges	500.00	1,172.00	1,476.00	717.21	1,021.21-
11000- 1000- 53711- 9000- 001118- 0000- 00000	Other Charges				665.00	665.00-
11000- 1000- 55817- 1010- 001118- 0000- 00000	Student Travel	2,000.00	2,000.00			2,000.00
11000- 1000- 55819- 1010- 001118- 0000- 00000	EmpTravTeachers	1,000.00	1,000.00			1,000.00
11000- 1000- 55915- 1010- 001118- 0000- 00000	OthContractSvcs	59,800.00	72,250.00	64,627.50	7,622.50	
11000- 1000- 56112- 1010- 001118- 0000- 00000	Other Textbooks	90,945.00	90,945.00	1,753.11		89,191.89
11000- 1000- 56113- 1010- 001118- 0000- 00000	Software	43,495.00	43,495.00	1,330.00	25,098.05	17,066.95
11000- 1000- 56118- 1010- 001118- 0000- 00000	GenSuppliesMats	35,000.00	42,314.00	40,552.81	18,225.70	16,464.51-
11000- 1000- 57331- 1010- 001118- 0000- 00000	FixedAssets>\$5k	235,398.00	235,398.00			235,398.00
11000- 1000- 57331- 4030- 001118- 0000- 00000	FixedAssets>\$5k	338,328.00				
11000- 1000- 57331- 4040- 001118- 0000- 00000	FixedAssets>\$5k	102,251.00	50,940.00			50,940.00
11000- 1000- 57332- 1010- 001118- 0000- 00000	SupplAssets<\$5k	2,000.00	25,968.00	3,606.17	23,246.76	884.93-
Total for Func 1000 and Expense accounts		3,018,375.00	3,018,375.00	1,795,364.96	676,686.85	546,323.19
Funds 11000 - Operational, Func 2100 - SuppSvcsStudnts						
11000- 2100- 51100- 0000- 001118- 1211- 00000	SalariesExpense,CoordSubS		75,481.00		10,984.64	64,496.36
11000- 2100- 51100- 4025- 001118- 1211- 00000	SalariesExpense,CoordSubS	62,000.00				
11000- 2100- 51100- 4025- 001118- 1214- 00000	SalariesExpense,Couns-Soc	51,271.00	51,525.00	41,615.70	9,908.50	.80
11000- 2100- 51300- 0000- 001118- 1211- 00000	AddtnlCompenstn,CoordSubS				4,590.00	4,590.00-
11000- 2100- 51300- 0000- 001118- 1218- 00000	AddtnlCompenstn,SchlStude		164.00		163.62	.38

Selection Grouped by Account Type, Filtered by User Permissions, (Org = 130, Online/Offline = N, Period = 4, UnPosted JEs? = N, Assets and Liabilities? = N, Restricted Accts? = Y, Funds = 1.8, Objct = 5, Obj Digits = 0, Page Break Lvl =)

Balances through 10/31/2021						Fiscal Year 2021/22	
Funds- Func- Obj ct - Pr gm- Locat n- Jb Cl - Opt nl	Description	Adopted Budget	Revised Budget	Encumbered	Expenditure	Account Balance	
Funds 11000 - Operational, Func 2100 - SuppSvcsStudnts (continued)							
11000- 2100- 52111- 0000- 001118- 0000- 00000	EducRetirement		11,460.00		2,384.34	9,075.66	
11000- 2100- 52111- 4025- 001118- 0000- 00000	EducRetirement	17,161.00	7,806.00	6,304.83	1,501.15	.02	
11000- 2100- 52112- 0000- 001118- 0000- 00000	ERARetireeHlth		1,513.00		314.75	1,198.25	
11000- 2100- 52112- 4025- 001118- 0000- 00000	ERARetireeHlth	2,266.00	1,031.00	832.23	198.15	.62	
11000- 2100- 52210- 0000- 001118- 0000- 00000	FICA Payments		4,703.00		988.16	3,714.84	
11000- 2100- 52210- 4025- 001118- 0000- 00000	FICA Payments	7,023.00	3,195.00	2,580.27	614.35	.38	
11000- 2100- 52220- 0000- 001118- 0000- 00000	MedicarePaymnts		1,100.00		231.10	868.90	
11000- 2100- 52220- 4025- 001118- 0000- 00000	MedicarePaymnts	1,643.00	747.00	603.33	143.65	.02	
11000- 2100- 52311- 0000- 001118- 0000- 00000	Hth&MedPremiums		4,890.00		951.13	3,938.87	
11000- 2100- 52311- 4025- 001118- 0000- 00000	Hth&MedPremiums	19,078.00	8,078.00	4,870.00	504.11	2,703.89	
11000- 2100- 52312- 0000- 001118- 0000- 00000	Life		66.00		13.15	52.85	
11000- 2100- 52312- 4025- 001118- 0000- 00000	Life	114.00	61.00	52.60	5.26	3.14	
11000- 2100- 52313- 0000- 001118- 0000- 00000	Dental		108.00		21.45	86.55	
11000- 2100- 52313- 4025- 001118- 0000- 00000	Dental	515.00	198.00	171.60	25.74	.66	
11000- 2100- 52314- 0000- 001118- 0000- 00000	Vision		47.00		9.40	37.60	
11000- 2100- 52314- 4025- 001118- 0000- 00000	Vision	148.00	44.00	37.60	5.64	.76	
11000- 2100- 52315- 4025- 001118- 0000- 00000	Disability	464.00	169.00	146.50	21.98	.52	
11000- 2100- 52500- 0000- 001118- 0000- 00000	UnemploymntComp		90.00		.87	89.13	
11000- 2100- 52500- 4025- 001118- 0000- 00000	UnemploymntComp	180.00	180.00	89.11		90.89	
11000- 2100- 52710- 4025- 001118- 0000- 00000	WorkersCompPrem	1,842.00	1,842.00		1,842.00		
11000- 2100- 52720- 0000- 001118- 0000- 00000	WorkrsCompERFee		10.00		2.30	7.70	
11000- 2100- 52720- 4025- 001118- 0000- 00000	WorkrsCompERFee	20.00	20.00	6.90		13.10	
11000- 2100- 53211- 2000- 001118- 0000- 00000	DiagsContracted	15,853.00	17,465.00	14,600.40	2,863.90	.70	
11000- 2100- 53212- 2000- 001118- 0000- 00000	SpeechThrpsCont	25,000.00	25,000.00	2,322.56	8,714.17	13,963.27	
11000- 2100- 53213- 2000- 001118- 0000- 00000	OccThrpstCont	27,000.00	27,000.00	4,228.53	7,293.32	15,478.15	
11000- 2100- 53330- 0000- 001118- 0000- 00000	ProfessDevelop		200.00	200.00			
11000- 2100- 53414- 0000- 001118- 0000- 00000	OthProfTechSvcs	3,900.00	7,118.00	5,817.50	1,300.00	.50	
11000- 2100- 53711- 0000- 001118- 0000- 00000	Other Charges	500.00	500.00			500.00	
11000- 2100- 55915- 0000- 001118- 0000- 00000	OthContractSvcs	5,500.00	7,079.00	4,954.66	2,123.43	.91	
11000- 2100- 55915- 4025- 001118- 0000- 00000	OthContractSvcs	59,880.00	6,280.00		6,254.05	25.95	
11000- 2100- 56118- 0000- 001118- 0000- 00000	GenSuppliesMats	15,000.00	15,000.00	2,199.99	197.00	12,603.01	
11000- 2100- 56118- 4025- 001118- 0000- 00000	GenSuppliesMats	2,500.00	2,500.00	405.78	971.93	1,122.29	
Total for Func 2100 and Expense accounts		318,858.00	282,670.00	92,040.09	65,143.24	125,486.67	
Funds 11000 - Operational, Func 2300 - SupptSvcs-Admin							
11000- 2300- 51100- 0000- 001118- 1111- 00000	SalariesExpense,Superinte	106,591.00	118,952.00	82,351.24	36,600.56	.20	
11000- 2300- 52111- 0000- 001118- 0000- 00000	EducRetirement	16,149.00	18,022.00	12,476.16	5,544.96	.88	

Selection Grouped by Account Type, Filtered by User Permissions, (Org = 130, Online/Offline = N, Period = 4, UnPosted JEs? = N, Assets and Liabilities? = N, Restricted Accts? = Y, Funds = 1.8, Objct = 5, Obj Digits = 0, Page Break Lvl =)

Balances through 10/31/2021						Fiscal Year 2021/22
Funds- Func- Obj ct - Pr gm- Locat n- Jb Cl - Opt nl	Description	Adopted Budget	Revised Budget	Encumbered	Expenditure	Account Balance
Funds 11000 - Operational, Func 2300 - SupptSvcs-Admin (continued)						
11000- 2300- 52112- 0000- 001118- 0000- 00000	ERARetireeHlth	2,132.00	2,379.00	1,647.00	732.00	
11000- 2300- 52210- 0000- 001118- 0000- 00000	FICA Payments	6,609.00	7,327.00	5,071.36	2,255.06	.58
11000- 2300- 52220- 0000- 001118- 0000- 00000	MedicarePaymnts	1,546.00	1,714.00	1,185.96	527.36	.68
11000- 2300- 52311- 0000- 001118- 0000- 00000	Hth&MedPremiums	14,845.00	14,845.00	10,515.01	4,224.68	105.31
11000- 2300- 52312- 0000- 001118- 0000- 00000	Life	57.00	64.00	44.71	18.41	.88
11000- 2300- 52313- 0000- 001118- 0000- 00000	Dental	616.00	616.00	436.22	179.62	.16
11000- 2300- 52314- 0000- 001118- 0000- 00000	Vision	102.00	102.00	72.08	29.68	.24
11000- 2300- 52500- 0000- 001118- 0000- 00000	UnemploymntComp	90.00	90.00	89.11		.89
11000- 2300- 52710- 0000- 001118- 0000- 00000	WorkersCompPrem	1,733.00	1,733.00		1,733.00	
11000- 2300- 52720- 0000- 001118- 0000- 00000	WorkrsCompERFee	10.00	10.00	6.90	2.30	.80
11000- 2300- 53411- 0000- 001118- 0000- 00000	Auditing	15,000.00	21,841.00	21,625.00	215.75	.25
11000- 2300- 53413- 0000- 001118- 0000- 00000	Legal	32,363.00	32,363.00	22,654.25	9,708.75	
11000- 2300- 53711- 0000- 001118- 0000- 00000	Other Charges	500.00	500.00			500.00
11000- 2300- 55400- 0000- 001118- 0000- 00000	Advertising				43.80	43.80-
11000- 2300- 55812- 0000- 001118- 0000- 00000	Board Training	2,500.00	2,700.00	2,700.00		
Total for Func 2300 and Expense accounts		200,843.00	223,258.00	160,875.00	61,815.93	567.07
Funds 11000 - Operational, Func 2400 - SupSvcsSchAdmin						
11000- 2400- 51100- 0000- 001118- 1112- 00000	SalariesExpense,Principal	71,050.00	71,050.00	40,922.60	17,230.58	12,896.82
11000- 2400- 51100- 0000- 001118- 1217- 00000	SalariesExpense,SecClerTe	82,267.00	89,431.00	63,695.22	25,735.54	.24
11000- 2400- 51200- 0000- 001118- 1217- 00000	OvertimeExpense,SecClerTe	4,000.00	4,000.00		1,945.41	2,054.59
11000- 2400- 51300- 0000- 001118- 1217- 00000	AddtnlCompenstn,SecClerTe		5,196.00	1,187.69	4,345.95	337.64-
11000- 2400- 52111- 0000- 001118- 0000- 00000	EducRetirement	23,796.00	25,044.00	16,029.56	7,436.77	1,577.67
11000- 2400- 52112- 0000- 001118- 0000- 00000	ERARetireeHlth	3,147.00	3,307.00	2,116.22	981.78	209.00
11000- 2400- 52210- 0000- 001118- 0000- 00000	FICA Payments	9,757.00	10,262.00	6,559.94	3,066.34	635.72
11000- 2400- 52220- 0000- 001118- 0000- 00000	MedicarePaymnts	2,283.00	2,400.00	1,534.06	717.13	148.81
11000- 2400- 52311- 0000- 001118- 0000- 00000	Hth&MedPremiums	18,353.00	18,353.00	9,870.66	2,146.71	6,335.63
11000- 2400- 52312- 0000- 001118- 0000- 00000	Life	228.00	263.00	179.82	33.77	49.41
11000- 2400- 52313- 0000- 001118- 0000- 00000	Dental	533.00	533.00	368.10	106.70	58.20
11000- 2400- 52314- 0000- 001118- 0000- 00000	Vision	151.00	151.00	63.72	15.87	71.41
11000- 2400- 52315- 0000- 001118- 0000- 00000	Disability	378.00	378.00	206.55	41.15	130.30
11000- 2400- 52500- 0000- 001118- 0000- 00000	UnemploymntComp	360.00	419.00	278.68	123.57	16.75
11000- 2400- 52710- 0000- 001118- 0000- 00000	WorkersCompPrem	2,494.00	2,494.00		2,494.00	
11000- 2400- 52720- 0000- 001118- 0000- 00000	WorkrsCompERFee	40.00	40.00	26.22	7.36	6.42
11000- 2400- 53330- 0000- 001118- 0000- 00000	ProfessDevelop	500.00	500.00	225.00	150.00	125.00
11000- 2400- 53711- 0000- 001118- 0000- 00000	Other Charges	4,631.00	4,988.00		5,311.13	323.13-
11000- 2400- 54630- 0000- 001118- 0000- 00000	RentalCompEqpmt	11,000.00	13,139.00	10,515.27	2,623.25	.48

Selection Grouped by Account Type, Filtered by User Permissions, (Org = 130, Online/Offline = N, Period = 4, UnPosted JEs? = N, Assets and Liabilities? = N, Restricted Accts? = Y, Funds = 1.8, Objct = 5, Obj Digits = 0, Page Break Lvl =)

Balances through 10/31/2021						Fiscal Year 2021/22
Funds- Func- Obj ct - Pr gm- Locat n- Jb Cl - Opt nl	Description	Adopted Budget	Revised Budget	Encumbered	Expenditure	Account Balance
Funds 11000 - Operational, Func 2400 - SupSvcsSchAdmin (continued)						
11000- 2400- 55915- 0000- 001118- 0000- 00000	OthContractSvcs	8,394.00	8,951.00	5,609.98	3,340.22	.80
11000- 2400- 56118- 0000- 001118- 0000- 00000	GenSuppliesMats	20,600.00	20,600.00	6,768.62	2,149.04	11,682.34
11000- 2400- 57332- 0000- 001118- 0000- 00000	SupplAssets<\$5k			900.00		900.00-
Total for Func 2400 and Expense accounts		263,962.00	281,499.00	167,057.91	80,002.27	34,438.82
Funds 11000 - Operational, Func 2500 - Central Svcs						
11000- 2500- 51100- 0000- 001118- 1511- 00000	SalariesExpense,Data Proc	25,000.00	25,000.00			25,000.00
11000- 2500- 52111- 0000- 001118- 0000- 00000	EducRetirement	3,788.00	3,788.00			3,788.00
11000- 2500- 52112- 0000- 001118- 0000- 00000	ERARetireeHlth	500.00	500.00			500.00
11000- 2500- 52210- 0000- 001118- 0000- 00000	FICA Payments	1,550.00	1,550.00			1,550.00
11000- 2500- 52220- 0000- 001118- 0000- 00000	MedicarePaymnts	363.00	363.00			363.00
11000- 2500- 52311- 0000- 001118- 0000- 00000	Hth&MedPremiums	13,233.00	13,233.00			13,233.00
11000- 2500- 52312- 0000- 001118- 0000- 00000	Life	57.00	57.00			57.00
11000- 2500- 52313- 0000- 001118- 0000- 00000	Dental	309.00	309.00			309.00
11000- 2500- 52314- 0000- 001118- 0000- 00000	Vision	102.00	102.00			102.00
11000- 2500- 52315- 0000- 001118- 0000- 00000	Disability	288.00	288.00			288.00
11000- 2500- 52500- 0000- 001118- 0000- 00000	UnemploymntComp	90.00	90.00			90.00
11000- 2500- 52710- 0000- 001118- 0000- 00000	WorkersCompPrem	407.00	407.00		407.00	
11000- 2500- 52720- 0000- 001118- 0000- 00000	WorkrsCompERFee	10.00	10.00			10.00
11000- 2500- 53414- 0000- 001118- 0000- 00000	OthProfTechSvcs	237,156.00	242,471.00	183,395.99	59,786.29	711.28-
11000- 2500- 53711- 0000- 001118- 0000- 00000	Other Charges	7,000.00	7,000.00	1,200.00		5,800.00
11000- 2500- 55400- 0000- 001118- 0000- 00000	Advertising	700.00	700.00			700.00
11000- 2500- 55915- 0000- 001118- 0000- 00000	OthContractSvcs	3,500.00	3,500.00	2,695.32	106.60	698.08
11000- 2500- 56113- 0000- 001118- 0000- 00000	Software	18,020.00	34,520.00	17,260.00	17,260.00	
11000- 2500- 56118- 0000- 001118- 0000- 00000	GenSuppliesMats	500.00	500.00	42.23	57.77	400.00
Total for Func 2500 and Expense accounts		312,573.00	334,388.00	204,593.54	77,617.66	52,176.80
Funds 11000 - Operational, Func 2600 - Op&MaintofPlant						
11000- 2600- 51100- 0000- 001118- 1615- 00000	SalariesExpense,Custodial	44,393.00	46,806.00	40,410.72	15,340.04	8,944.76-
11000- 2600- 51200- 0000- 001118- 1615- 00000	OvertimeExpense,Custodial		815.00		4,733.33	3,918.33-
11000- 2600- 51300- 0000- 001118- 1615- 00000	AddtnlCompenstn,Custodial	3,000.00	8,502.00		13,570.57	5,068.57-
11000- 2600- 52111- 0000- 001118- 0000- 00000	EducRetirement	7,152.00	8,191.00	6,122.37	4,179.44	2,110.81-
11000- 2600- 52112- 0000- 001118- 0000- 00000	ERARetireeHlth	948.00	1,082.00	808.07	551.73	277.80-
11000- 2600- 52210- 0000- 001118- 0000- 00000	FICA Payments	2,940.00	3,499.00	2,505.53	2,104.53	1,111.06-
11000- 2600- 52220- 0000- 001118- 0000- 00000	MedicarePaymnts	688.00	819.00	585.96	492.17	259.13-
11000- 2600- 52311- 0000- 001118- 0000- 00000	Hth&MedPremiums	5,120.00	5,120.00	3,839.76	1,255.78	24.46
11000- 2600- 52312- 0000- 001118- 0000- 00000	Life	114.00	127.00	142.02	36.82	51.84-
11000- 2600- 52313- 0000- 001118- 0000- 00000	Dental	224.00	224.00	167.40	55.80	.80
Selection Grouped by Account Type, Filtered by User Permissions, (Org = 130, Online/Offline = N, Period = 4, UnPosted JEs? = N, Assets and Liabilities? = N, Restricted Accts? = Y, Funds = 1.8, Objct = 5, Obj Digits = 0, Page Break Lvl =)						

Balances through 10/31/2021						Fiscal Year 2021/22
Funds- Func- Obj ct - Pr gm- Locat n- Jb Cl - Opt nl	Description	Adopted Budget	Revised Budget	Encumbered	Expenditure	Account Balance
Funds 11000 - Operational, Func 2600 - Op&MaintofPlant (continued)						
11000-2600-52314-0000-001118-0000-00000	Vision	49.00	49.00	36.72	12.24	.04
11000-2600-52500-0000-001118-0000-00000	UnemploymntComp	180.00	180.00	130.87	83.89	34.76-
11000-2600-52710-0000-001118-0000-00000	WorkersCompPrem	723.00	723.00		723.00	
11000-2600-52720-0000-001118-0000-00000	WorkrsCompERFee	20.00	20.00	20.70	4.60	5.30-
11000-2600-53711-0000-001118-0000-00000	Other Charges				25.00	25.00-
11000-2600-54312-0000-001118-0000-00000	MntRepBlgsGrnds	1,000.00	2,177.00	360.00	1,816.34	.66
11000-2600-54411-0000-001118-0000-00000	Electricity	48,000.00	66,860.00	48,961.90	17,897.36	.74
11000-2600-54412-0000-001118-0000-00000	NatGasBuildings	2,000.00	2,344.00	2,259.03	84.91	.06
11000-2600-54415-0000-001118-0000-00000	Water/Sewage	10,000.00	12,267.00	13,032.40	2,823.79	3,589.19-
11000-2600-54416-0000-001118-0000-00000	CommunicatnSvcs	14,500.00	23,850.00	19,641.66	4,207.53	.81
11000-2600-54610-0000-001118-0000-00000	RentLandBldngs	168,834.00	168,834.00	284,014.89	142,049.07	257,229.96-
11000-2600-55200-0000-001118-0000-00000	PropertyLiablns	53,372.00	53,372.00		53,372.00	
11000-2600-55915-0000-001118-0000-00000	OthContractSvcs	73,030.00	95,319.00	70,368.65	25,765.05	814.70-
11000-2600-56118-0000-001118-0000-00000	GenSuppliesMats	20,000.00	20,000.00	6,067.39	1,669.29	12,263.32
11000-2600-56216-0000-001118-0000-00000	MaintSuppsParts	2,000.00	2,000.00	500.00		1,500.00
11000-2600-57331-0000-001118-0000-00000	FixedAssets>\$5k	187,337.00	94,142.00			94,142.00
11000-2600-57332-0000-001118-0000-00000	SupplAssets<\$5k	35,000.00	34,985.00	2,766.13	1,446.13	30,772.74
Total for Func 2600 and Expense accounts		680,624.00	652,307.00	502,742.17	294,300.41	144,735.58-
Funds 11000 - Operational, Func 2700 - StudentTranspntn						
11000-2700-55100-0000-001118-0000-00000	StudentTranSvcs			450.00		450.00-
11000-2700-55111-0000-001118-0000-00000	TransPerCapita		2,718.00			2,718.00
11000-2700-57312-0000-001118-0000-00000	Buses				2,717.99	2,717.99-
Total for Func 2700 and Expense accounts		.00	2,718.00	450.00	2,717.99	449.99-
Funds 11000 - Operational, Func 2900 - Oth Suppt Svcs						
11000-2900-58211-0000-001118-0000-00000	TaxLiab/Penalty		5.00		122.23	117.23-
Total for Func 2900 and Expense accounts		.00	5.00	.00	122.23	117.23-
Funds 11000 - Operational, Func 3100 - FoodSvcsOpertns						
11000-3100-52210-0000-001118-0000-00000	FICA Payments		10.00		6.20	3.80
11000-3100-52220-0000-001118-0000-00000	MedicarePaymnts		5.00		1.45	3.55
11000-3100-52500-0000-001118-0000-00000	UnemploymntComp				.33	.33-
Total for Func 3100 and Expense accounts		.00	15.00	.00	7.98	7.02
Total for Funds 11000		4,795,235.00	4,795,235.00	2,923,123.67	1,258,414.56	613,696.77
Funds 14000 - TotlnsMatSubFnd, Func 1000 - Instruction						
14000-1000-56111-1010-001118-0000-00000	InsMatCsh50%Txb	3,088.00	3,088.00			3,088.00
Total for Funds 14000, Func 1000 and Expense accounts		3,088.00	3,088.00	.00	.00	3,088.00

Selection Grouped by Account Type, Filtered by User Permissions, (Org = 130, Online/Offline = N, Period = 4, UnPosted JEs? = N, Assets and Liabilities? = N, Restricted Accts? = Y, Funds = 1.8, Objct = 5, Obj Digits = 0, Page Break Lvl =)

Balances through 10/31/2021						Fiscal Year 2021/22
Funds- Func- Obj ct - Pr gm- Locat n- JbCl - Opt nl	Description	Adopted Budget	Revised Budget	Encumbered	Expenditure	Account Balance
Funds 21000 - Food Svcs, Func 3100 - FoodSvcsOpertns						
21000- 3100- 51100- 0000- 001118- 1217- 00000	SalariesExpense,SecClerTe	17,059.00	17,144.00	13,846.35	3,296.75	.90
21000- 3100- 51300- 0000- 001118- 1217- 00000	AddtnlCompenstn,SecClerTe	2,665.00	2,665.00			2,665.00
21000- 3100- 52111- 0000- 001118- 0000- 00000	EducRetirement	2,963.00	2,963.00	2,097.69	499.45	365.86
21000- 3100- 52112- 0000- 001118- 0000- 00000	ERARetireeHlth	396.00	396.00	276.99	65.95	53.06
21000- 3100- 52210- 0000- 001118- 0000- 00000	FICA Payments	1,224.00	1,224.00	858.48	204.40	161.12
21000- 3100- 52220- 0000- 001118- 0000- 00000	MedicarePaymnts	287.00	287.00	200.76	47.80	38.44
21000- 3100- 52312- 0000- 001118- 0000- 00000	Life	57.00	61.00	52.60	7.89	.51
21000- 3100- 52500- 0000- 001118- 0000- 00000	UnemploymntComp	90.00	90.00	45.78	10.90	33.32
21000- 3100- 52710- 0000- 001118- 0000- 00000	WorkersCompPrem	278.00	278.00		278.00	
21000- 3100- 52720- 0000- 001118- 0000- 00000	WorkrsCompERFee	10.00	10.00	6.90		3.10
21000- 3100- 53330- 0000- 001118- 0000- 00000	ProfessDevelop	200.00	200.00			200.00
21000- 3100- 54411- 0000- 001118- 0000- 00000	Electricity	6,300.00	9,146.00	6,796.06	2,349.03	.91
21000- 3100- 54412- 0000- 001118- 0000- 00000	NatGasBuildings	1,000.00	1,344.00	1,301.50	42.44	.06
21000- 3100- 54415- 0000- 001118- 0000- 00000	Water/Sewage	2,200.00	2,767.00	2,124.66	642.09	.25
21000- 3100- 55915- 0000- 001118- 0000- 00000	OthContractSvcs	200,000.00	200,198.00	159,022.95	41,174.38	.67
21000- 3100- 57331- 0000- 001118- 0000- 00000	FixedAssets>\$5k	37,246.00	33,202.00			33,202.00
21000- 3100- 57332- 0000- 001118- 0000- 00000	SupplAssets<\$5k			3,683.55		3,683.55-
Total for Funds 21000, Func 3100 and Expense accounts		271,975.00	271,975.00	190,314.27	48,619.08	33,041.65
Funds 23004 - Student Council, Func 1000 - Instruction						
23004- 1000- 56118- 1010- 001118- 0000- 00000	GenSuppliesMats			447.75		447.75-
Total for Funds 23004, Func 1000 and Expense accounts		.00	.00	447.75	.00	447.75-
Funds 23007 - Staff donations, Func 1000 - Instruction						
23007- 1000- 56118- 1010- 001118- 0000- 00000	GenSuppliesMats			34.01		34.01-
Total for Funds 23007, Func 1000 and Expense accounts		.00	.00	34.01	.00	34.01-
Funds 23010 - Admin Discr, Func 1000 - Instruction						
23010- 1000- 56118- 1010- 001118- 0000- 00000	GenSuppliesMats			432.79	598.79	1,031.58-
Total for Funds 23010, Func 1000 and Expense accounts		.00	.00	432.79	598.79	1,031.58-
Funds 24101 - Title I - IASA, Func 1000 - Instruction						
24101- 1000- 51100- 1010- 001118- 1411- 00000	SalariesExpense,Teachers	51,787.00	113,787.00	91,964.88	21,896.52	74.40-
24101- 1000- 51100- 1010- 001118- 1711- 00000	SalariesExpense,InstAsst1	17,387.00	17,387.00	14,642.04	3,404.30	659.34-
24101- 1000- 51300- 1010- 001118- 1411- 00000	AddtnlCompenstn,Teachers	8,092.00	8,092.00		272.76	7,819.24
24101- 1000- 52111- 0000- 001118- 0000- 00000	EducRetirement	11,627.00	22,174.00			22,174.00
24101- 1000- 52111- 1010- 001118- 0000- 00000	EducRetirement			16,151.10	3,833.08	19,984.18-
24101- 1000- 52112- 0000- 001118- 0000- 00000	ERARetireeHlth	1,546.00	2,786.00			2,786.00

Selection Grouped by Account Type, Filtered by User Permissions, (Org = 130, Online/Offline = N, Period = 4, UnPosted JEs? = N, Assets and Liabilities? = N, Restricted Accts? = Y, Funds = 1.8, Objct = 5, Obj Digits = 0, Page Break Lvl =)

Balances through 10/31/2021 **Fiscal Year 2021/22**

Funds- Func- Obj ct - Pr gm- Locat n- JbCl - Opt nl	Description	Adopted Budget	Revised Budget	Encumbered	Expenditure	Account Balance
Funds 24101 - Title I - IASA, Func 1000 - Instruction (continued)						
24101- 1000- 52112- 1010- 001118- 0000- 00000	ERARetireeHlth			2,131.92	505.97	2,637.89-
24101- 1000- 52210- 0000- 001118- 0000- 00000	FICA Payments	4,791.00	8,635.00			8,635.00
24101- 1000- 52210- 1010- 001118- 0000- 00000	FICA Payments			6,609.54	1,585.57	8,195.11-
24101- 1000- 52220- 0000- 001118- 0000- 00000	MedicarePaymnts	1,122.00	2,022.00			2,022.00
24101- 1000- 52220- 1010- 001118- 0000- 00000	MedicarePaymnts			1,545.81	370.80	1,916.61-
24101- 1000- 52311- 0000- 001118- 0000- 00000	Hth&MedPremiums		4,726.00		619.24	4,106.76
24101- 1000- 52311- 1010- 001118- 0000- 00000	Hth&MedPremiums				427.97	427.97-
24101- 1000- 52312- 0000- 001118- 0000- 00000	Life	114.00	114.00		10.52	103.48
24101- 1000- 52312- 1010- 001118- 0000- 00000	Life			157.80	23.67	181.47-
24101- 1000- 52313- 0000- 001118- 0000- 00000	Dental		360.00		71.38	288.62
24101- 1000- 52313- 1010- 001118- 0000- 00000	Dental			256.60	42.82	299.42-
24101- 1000- 52314- 0000- 001118- 0000- 00000	Vision		96.00		20.40	75.60
24101- 1000- 52314- 1010- 001118- 0000- 00000	Vision			84.80	12.24	97.04-
24101- 1000- 52315- 0000- 001118- 0000- 00000	Disability	178.00	178.00		29.88	148.12
24101- 1000- 52315- 1010- 001118- 0000- 00000	Disability			148.00	22.20	170.20-
24101- 1000- 52500- 0000- 001118- 0000- 00000	UnemploymntComp	180.00	180.00			180.00
24101- 1000- 52500- 1010- 001118- 0000- 00000	UnemploymntComp			250.90	51.38	302.28-
24101- 1000- 52710- 0000- 001118- 0000- 00000	WorkersCompPrem	1,125.00	1,125.00		1,125.00	
24101- 1000- 52720- 0000- 001118- 0000- 00000	WorkrsCompERFee	20.00	33.00			33.00
24101- 1000- 52720- 1010- 001118- 0000- 00000	WorkrsCompERFee			20.70	2.30	23.00-
Total for Func 1000 and Expense accounts		97,969.00	181,695.00	133,964.09	34,328.00	13,402.91
Funds 24101 - Title I - IASA, Func 2100 - SuppSvcsStudnts						
24101- 2100- 51100- 0000- 001118- 1218- 00000	SalariesExpense,SchlStude	32,805.00	35,001.00	28,269.36	6,730.80	.84
24101- 2100- 52111- 0000- 001118- 0000- 00000	EducRetirement	4,970.00	5,303.00	4,282.74	1,019.70	.56
24101- 2100- 52112- 0000- 001118- 0000- 00000	ERARetireeHlth	657.00	657.00	565.32	134.60	42.92-
24101- 2100- 52210- 0000- 001118- 0000- 00000	FICA Payments	2,034.00	2,213.00	1,752.66	417.30	43.04
24101- 2100- 52220- 0000- 001118- 0000- 00000	MedicarePaymnts	476.00	508.00	409.92	97.60	.48
24101- 2100- 52312- 0000- 001118- 0000- 00000	Life	57.00	57.00	52.60	5.26	.86-
24101- 2100- 52500- 0000- 001118- 0000- 00000	UnemploymntComp	90.00	90.00	75.48	4.44	10.08
24101- 2100- 52710- 0000- 001118- 0000- 00000	WorkersCompPrem	534.00	534.00		534.00	
24101- 2100- 52720- 0000- 001118- 0000- 00000	WorkrsCompERFee	10.00	10.00	6.90		3.10
24101- 2100- 53711- 0000- 001118- 0000- 00000	Other Charges	3,262.00	3,262.00		1,745.40	1,516.60
Total for Func 2100 and Expense accounts		44,895.00	47,635.00	35,414.98	10,689.10	1,530.92
Total for Funds 24101		142,864.00	229,330.00	169,379.07	45,017.10	14,933.83
Funds 24106 - IDEABEntitlemnt, Func 1000 - Instruction						

Selection Grouped by Account Type, Filtered by User Permissions, (Org = 130, Online/Offline = N, Period = 4, UnPosted JEs? = N, Assets and Liabilities? = N, Restricted Accts? = Y, Funds = 1.8, Objct = 5, Obj Digits = 0, Page Break Lvl =)

Balances through 10/31/2021						Fiscal Year 2021/22
Funds- Func- Obj ct - Pr gm- Locat n- Jb Cl - Opt nl	Description	Adopted Budget	Revised Budget	Encumbered	Expenditure	Account Balance
Funds 24106 - IDEABEntitlemnt, Func 1000 - Instruction						
24106- 1000- 51100- 2000- 001118- 1712- 00000	SalariesExpense,InstAsstS	31,702.00	31,702.00	24,319.26	5,790.30	1,592.44
24106- 1000- 51200- 2000- 001118- 1712- 00000	OvertimeExpense,InstAsstS	3,000.00	3,000.00			3,000.00
24106- 1000- 51300- 2000- 001118- 1712- 00000	AddtnlCompenstn,InstAsstS	6,554.00	6,554.00			6,554.00
24106- 1000- 52111- 0000- 001118- 0000- 00000	EducRetirement	6,090.00	6,090.00			6,090.00
24106- 1000- 52111- 2000- 001118- 0000- 00000	EducRetirement			3,684.45	877.25	4,561.70-
24106- 1000- 52112- 0000- 001118- 0000- 00000	ERARetireeHlth	687.00	687.00			687.00
24106- 1000- 52112- 2000- 001118- 0000- 00000	ERARetireeHlth			486.57	115.85	602.42-
24106- 1000- 52210- 0000- 001118- 0000- 00000	FICA Payments	2,124.00	2,124.00			2,124.00
24106- 1000- 52210- 2000- 001118- 0000- 00000	FICA Payments			1,507.80	359.00	1,866.80-
24106- 1000- 52220- 0000- 001118- 0000- 00000	MedicarePaymnts	499.00	499.00			499.00
24106- 1000- 52220- 2000- 001118- 0000- 00000	MedicarePaymnts			352.80	84.00	436.80-
24106- 1000- 52311- 0000- 001118- 0000- 00000	Hth&MedPremiums	8,306.00	8,306.00			8,306.00
24106- 1000- 52311- 2000- 001118- 0000- 00000	Hth&MedPremiums			6,087.60	632.76	6,720.36-
24106- 1000- 52312- 0000- 001118- 0000- 00000	Life	114.00	114.00			40.70
24106- 1000- 52312- 2000- 001118- 0000- 00000	Life			105.20	13.15	118.35-
24106- 1000- 52313- 0000- 001118- 0000- 00000	Dental	258.00	258.00			258.00
24106- 1000- 52313- 2000- 001118- 0000- 00000	Dental			200.20	30.03	230.23-
24106- 1000- 52314- 0000- 001118- 0000- 00000	Vision	57.00	57.00			57.00
24106- 1000- 52314- 2000- 001118- 0000- 00000	Vision			43.80	6.57	50.37-
24106- 1000- 52315- 0000- 001118- 0000- 00000	Disability				30.28	30.28-
24106- 1000- 52500- 0000- 001118- 0000- 00000	UnemploymntComp	180.00	180.00			180.00
24106- 1000- 52500- 2000- 001118- 0000- 00000	UnemploymntComp			80.22	19.10	99.32-
24106- 1000- 52710- 0000- 001118- 0000- 00000	WorkersCompPrem	402.00	402.00			402.00
24106- 1000- 52720- 0000- 001118- 0000- 00000	WorkrsCompERFee	20.00	20.00			20.00
24106- 1000- 52720- 2000- 001118- 0000- 00000	WorkrsCompERFee			13.80		13.80-
Total for Func 1000 and Expense accounts		59,993.00	59,993.00	36,881.70	8,433.59	14,677.71
Funds 24106 - IDEABEntitlemnt, Func 2100 - SuppSvcsStudnts						
24106- 2100- 53212- 2000- 001118- 0000- 00000	SpeechThrpsCont	45,431.00	45,431.00	28,430.09	17,000.91	
Total for Func 2100 and Expense accounts		45,431.00	45,431.00	28,430.09	17,000.91	.00
Total for Funds 24106		105,424.00	105,424.00	65,311.79	25,434.50	14,677.71
Funds 24118 - FreshFruit&Vegs, Func 3100 - FoodSvcsOpertns						
24118- 3100- 56116- 0000- 001118- 0000- 00000	Food	22,256.00	22,256.00	22,256.00		
Total for Funds 24118, Func 3100 and Expense accounts		22,256.00	22,256.00	22,256.00	.00	.00
Funds 24153 - EngLangAcquistn, Func 1000 - Instruction						
24153- 1000- 51300- 1010- 001118- 1411- 00000	AddtnlCompenstn,Teachers	3,674.00	3,674.00			3,674.00

Selection Grouped by Account Type, Filtered by User Permissions, (Org = 130, Online/Offline = N, Period = 4, UnPosted JEs? = N, Assets and Liabilities? = N, Restricted Accts? = Y, Funds = 1.8, Objct = 5, Obj Digits = 0, Page Break Lvl =)

Balances through 10/31/2021						Fiscal Year 2021/22
Funds- Func- Obj ct - Pr gm- Locat n- Jb Cl - Opt nl	Description	Adopted Budget	Revised Budget	Encumbered	Expenditure	Account Balance
Funds 24153 - EngLangAcquistn, Func 1000 - Instruction (continued)						
24153- 1000- 52111- 0000- 001118- 0000- 00000	EducRetirement	520.00	520.00			520.00
24153- 1000- 52112- 0000- 001118- 0000- 00000	ERARetireeHlth	74.00	74.00			74.00
24153- 1000- 52210- 0000- 001118- 0000- 00000	FICA Payments	228.00	228.00			228.00
24153- 1000- 52220- 0000- 001118- 0000- 00000	MedicarePaymnts	54.00	54.00			54.00
24153- 1000- 56118- 1010- 001118- 0000- 00000	GenSuppliesMats	350.00	350.00		237.00	113.00
Total for Funds 24153, Func 1000 and Expense accounts		4,900.00	4,900.00	.00	237.00	4,663.00
Funds 24154 - TchPrinTrainRec, Func 1000 - Instruction						
24154- 1000- 53330- 1010- 001118- 0000- 00000	ProfessDevelop	18,989.00	18,989.00	14,330.46	2,985.00	1,673.54
Total for Funds 24154, Func 1000 and Expense accounts		18,989.00	18,989.00	14,330.46	2,985.00	1,673.54
Funds 24306 - HEPA Filters, Func 2600 - Op&MaintofPlant						
24306- 2600- 56118- 0000- 001118- 0000- 00000	GenSuppliesMats				1,609.20	1,609.20-
Total for Funds 24306, Func 2600 and Expense accounts		.00	.00	.00	1,609.20	1,609.20-
Funds 24308 - CRRSA, ESSER II, Func 2100 - SuppSvcsStudnts						
24308- 2100- 51100- 4025- 001118- 1211- 00000	SalariesExpense,CoordSubS	55,000.00	55,000.00	52,177.04	8,238.48	5,415.52-
24308- 2100- 51100- 4025- 001118- 1214- 00000	SalariesExpense,Couns-Soc	58,000.00	60,001.00	48,461.70	11,538.50	.80
24308- 2100- 51100- 4025- 001118- 1218- 00000	SalariesExpense,SchlStude	62,000.00	62,000.00	39,276.80	2,067.20	20,656.00
24308- 2100- 51300- 4025- 001118- 1211- 00000	AddtnlCompenstn,CoordSubS	55,000.00	55,000.00			55,000.00
24308- 2100- 51300- 4025- 001118- 1214- 00000	AddtnlCompenstn,Couns-Soc	58,000.00	58,000.00			58,000.00
24308- 2100- 51300- 4025- 001118- 1218- 00000	AddtnlCompenstn,SchlStude	62,000.00	62,000.00			62,000.00
24308- 2100- 52111- 0000- 001118- 0000- 00000	EducRetirement	51,276.00	51,276.00			51,276.00
24308- 2100- 52111- 4025- 001118- 0000- 00000	EducRetirement			21,197.20	3,309.40	24,506.60-
24308- 2100- 52112- 0000- 001118- 0000- 00000	ERARetireeHlth	7,000.00	4,999.00			4,999.00
24308- 2100- 52112- 4025- 001118- 0000- 00000	ERARetireeHlth			2,798.09	436.85	3,234.94-
24308- 2100- 52210- 0000- 001118- 0000- 00000	FICA Payments	21,700.00	21,700.00			21,700.00
24308- 2100- 52210- 4025- 001118- 0000- 00000	FICA Payments			8,674.85	1,354.35	10,029.20-
24308- 2100- 52220- 0000- 001118- 0000- 00000	MedicarePaymnts	5,076.00	5,076.00			5,076.00
24308- 2100- 52220- 4025- 001118- 0000- 00000	MedicarePaymnts			2,028.67	316.73	2,345.40-
24308- 2100- 52311- 0000- 001118- 0000- 00000	Hth&MedPremiums	28,150.00	28,150.00			28,150.00
24308- 2100- 52311- 4025- 001118- 0000- 00000	Hth&MedPremiums			3,544.38	393.82	3,938.20-
24308- 2100- 52312- 0000- 001118- 0000- 00000	Life	171.00	171.00		5.26	165.74
24308- 2100- 52312- 4025- 001118- 0000- 00000	Life			147.28	23.67	170.95-
24308- 2100- 52313- 0000- 001118- 0000- 00000	Dental	927.00	927.00		28.60	898.40
24308- 2100- 52313- 4025- 001118- 0000- 00000	Dental			248.82	42.90	291.72-
24308- 2100- 52314- 0000- 001118- 0000- 00000	Vision	306.00	306.00		6.26	299.74
24308- 2100- 52314- 4025- 001118- 0000- 00000	Vision			71.44	11.28	82.72-
Selection Grouped by Account Type, Filtered by User Permissions, (Org = 130, Online/Offline = N, Period = 4, UnPosted JEs? = N, Assets and Liabilities? = N, Restricted Accts? = Y, Funds = 1.8, Objct = 5, Obj Digits = 0, Page Break Lvl =)						SCHOOLABILITY

Balances through 10/31/2021						Fiscal Year 2021/22	
Funds- Func- Obj ct - Pr gm- Locat n- JbCl - Opt nl	Description	Adopted Budget	Revised Budget	Encumbered	Expenditure	Account Balance	
Funds 24308 - CRRSA, ESSER II, Func 2100 - SuppSvcsStudnts (continued)							
24308-2100-52315-0000-001118-0000-00000	Disability	864.00	864.00		29.00	835.00	
24308-2100-52500-0000-001118-0000-00000	UnemploymntComp	270.00	270.00			270.00	
24308-2100-52500-4025-001118-0000-00000	UnemploymntComp			325.07	44.92	369.99-	
24308-2100-52710-0000-001118-0000-00000	WorkersCompPrem	2,845.00	2,845.00		2,845.00		
24308-2100-52720-0000-001118-0000-00000	WorkrsCompERFee	30.00	30.00			30.00	
24308-2100-52720-4025-001118-0000-00000	WorkrsCompERFee			20.70	2.30	23.00-	
Total for Func 2100 and Expense accounts		468,615.00	468,615.00	178,972.04	30,694.52	258,948.44	
Funds 24308 - CRRSA, ESSER II, Func 2600 - Op&MaintofPlant							
24308-2600-57332-0000-001118-0000-00000	SupplAssets<\$5k	6,699.00	6,699.00			6,699.00	
Total for Func 2600 and Expense accounts		6,699.00	6,699.00	.00	.00	6,699.00	
Total for Funds 24308		475,314.00	475,314.00	178,972.04	30,694.52	265,647.44	
Funds 24312 - CRRSA Retention, Func 1000 - Instruction							
24312-1000-51300-1010-001118-1411-00000	AddtnlCompenstn,Teachers		6,000.00		300.00	5,700.00	
24312-1000-51300-1010-001118-1711-00000	AddtnlCompenstn,InstAsst1		2,000.00		700.00	1,300.00	
Total for Func 1000 and Expense accounts		.00	8,000.00	.00	1,000.00	7,000.00	
Funds 24312 - CRRSA Retention, Func 2100 - SuppSvcsStudnts							
24312-2100-51300-0000-001118-1214-00000	AddtnlCompenstn,Couns-Soc		2,000.00		100.00	1,900.00	
24312-2100-51300-0000-001118-1218-00000	AddtnlCompenstn,SchlStude		1,990.00		100.00	1,890.00	
Total for Func 2100 and Expense accounts		.00	3,990.00	.00	200.00	3,790.00	
Funds 24312 - CRRSA Retention, Func 2400 - SupSvcsSchAdmin							
24312-2400-51300-0000-001118-1217-00000	AddtnlCompenstn,SecClerTe		1,000.00		200.00	800.00	
Total for Func 2400 and Expense accounts		.00	1,000.00	.00	200.00	800.00	
Funds 24312 - CRRSA Retention, Func 2600 - Op&MaintofPlant							
24312-2600-51300-0000-001118-1615-00000	AddtnlCompenstn,Custodial		1,000.00		300.00	700.00	
Total for Func 2600 and Expense accounts		.00	1,000.00	.00	300.00	700.00	
Funds 24312 - CRRSA Retention, Func 3100 - FoodSvcsOpertns							
24312-3100-51300-0000-001118-1617-00000	AddtnlCompenstn,Food Serv		1,000.00		100.00	900.00	
Total for Func 3100 and Expense accounts		.00	1,000.00	.00	100.00	900.00	
Total for Funds 24312		.00	14,990.00	.00	1,800.00	13,190.00	
Funds 25153 - TitleXIX-3/21Yr, Func 2100 - SuppSvcsStudnts							
25153-2100-55915-2000-001118-0000-00000	OthContractSvcs	44,899.00	44,899.00	21,562.94	23,336.06		
Total for Funds 25153, Func 2100 and Expense accounts		44,899.00	44,899.00	21,562.94	23,336.06	.00	
Funds 25171 - Child&AdultFood, Func 3100 - FoodSvcsOpertns							
25171-3100-55915-0000-001118-0000-00000	OthContractSvcs	130,600.00	130,600.00	103,841.99	26,758.01		

Selection Grouped by Account Type, Filtered by User Permissions, (Org = 130, Online/Offline = N, Period = 4, UnPosted JEs? = N, Assets and Liabilities? = N, Restricted Accts? = Y, Funds = 1..8, Objct = 5, Obj Digits = 0, Page Break Lvl =)

Balances through 10/31/2021						Fiscal Year 2021/22
Funds- Func- Obj ct - Pr gm- Locat n- JbCl - Opt nl	Description	Adopted Budget	Revised Budget	Encumbered	Expenditure	Account Balance
Total for Funds 25171, Func 3100 and Expense accounts		130,600.00	130,600.00	103,841.99	26,758.01	.00
Funds 25205 - GearUpNMInit, Func 1000 - Instruction						
25205- 1000- 51100- 1010- 001118- 1411- 00000	SalariesExpense,Teachers		31,000.00	10,230.74	2,566.44	18,202.82
25205- 1000- 51100- 9000- 001118- 1411- 00000	SalariesExpense,Teachers		2,376.00			2,376.00
25205- 1000- 52111- 0000- 001118- 0000- 00000	EducRetirement		5,060.00			5,060.00
25205- 1000- 52111- 1010- 001118- 0000- 00000	EducRetirement			1,550.02	388.82	1,938.84-
25205- 1000- 52112- 0000- 001118- 0000- 00000	ERARetireeHlth		670.00			670.00
25205- 1000- 52112- 1010- 001118- 0000- 00000	ERARetireeHlth			204.63	51.33	255.96-
25205- 1000- 52210- 1010- 001118- 0000- 00000	FICA Payments			634.22	159.10	793.32-
25205- 1000- 52220- 0000- 001118- 0000- 00000	MedicarePaymnts		490.00			490.00
25205- 1000- 52220- 1010- 001118- 0000- 00000	MedicarePaymnts			148.39	37.23	185.62-
25205- 1000- 52311- 1010- 001118- 0000- 00000	Hth&MedPremiums		3,184.00	876.60	121.06-	2,428.46
25205- 1000- 52312- 1010- 001118- 0000- 00000	Life		30.00	9.54	2.10	18.36
25205- 1000- 52313- 1010- 001118- 0000- 00000	Dental		200.00	30.96	8.56	160.48
25205- 1000- 52314- 1010- 001118- 0000- 00000	Vision		100.00	6.84	2.46	90.70
25205- 1000- 52315- 1010- 001118- 0000- 00000	Disability		150.00	34.74	3.86	111.40
25205- 1000- 52500- 1010- 001118- 0000- 00000	UnemploymntComp			17.12	3.14	20.26-
25205- 1000- 52710- 0000- 001118- 0000- 00000	WorkersCompPrem		10.00			10.00
25205- 1000- 52720- 1010- 001118- 0000- 00000	WorkrsCompERFee			1.38		1.38-
25205- 1000- 53330- 1010- 001118- 0000- 00000	ProfessDevelop		4,238.00	480.00		3,758.00
25205- 1000- 53711- 1010- 001118- 0000- 00000	Other Charges		1,024.00			1,024.00
25205- 1000- 55817- 1010- 001118- 0000- 00000	Student Travel		500.00			500.00
25205- 1000- 55819- 1010- 001118- 0000- 00000	EmpTravTeachers		52.00			52.00
25205- 1000- 56112- 1010- 001118- 0000- 00000	Other Textbooks				5,160.00	5,160.00-
25205- 1000- 56113- 1010- 001118- 0000- 00000	Software		10,400.00			10,400.00
25205- 1000- 56118- 1010- 001118- 0000- 00000	GenSuppliesMats		5,300.00	9,215.05	818.52	4,733.57-
25205- 1000- 57332- 1010- 001118- 0000- 00000	SupplAssets<\$5k		3,399.00			3,399.00
Total for Funds 25205, Func 1000 and Expense accounts		.00	68,183.00	23,440.23	9,080.50	35,662.27
Funds 26177 - ElemMidSchlnit, Func 1000 - Instruction						
26177- 1000- 51300- 9000- 001118- 1618- 00000	AddtnlCompenstn,Athletics	3,476.00	3,476.00			3,476.00
26177- 1000- 52111- 0000- 001118- 0000- 00000	EducRetirement	494.00	494.00			494.00
26177- 1000- 52112- 0000- 001118- 0000- 00000	ERARetireeHlth	71.00	71.00			71.00
26177- 1000- 52210- 0000- 001118- 0000- 00000	FICA Payments	217.00	217.00			217.00
26177- 1000- 52220- 0000- 001118- 0000- 00000	MedicarePaymnts	52.00	52.00			52.00
26177- 1000- 56118- 1010- 001118- 0000- 00000	GenSuppliesMats	690.00	690.00			690.00
Total for Funds 26177, Func 1000 and Expense accounts		5,000.00	5,000.00	.00	.00	5,000.00

Selection Grouped by Account Type, Filtered by User Permissions, (Org = 130, Online/Offline = N, Period = 4, UnPosted JEs? = N, Assets and Liabilities? = N, Restricted Accts? = Y, Funds = 1.8, Objct = 5, Obj Digits = 0, Page Break Lvl =)

Balances through 10/31/2021						Fiscal Year 2021/22
Funds- Func- Obj ct - Pr gm- Locat n- JbCl - Opt nl	Description	Adopted Budget	Revised Budget	Encumbered	Expenditure	Account Balance
Funds 27149 - PreK Initiative, Func 1000 - Instruction						
27149- 1000- 51100- 1010- 001118- 1414- 00000	SalariesExpense,TeachersP	93,709.00	93,709.00	41,775.51	12,509.15	39,424.34
27149- 1000- 51100- 1010- 001118- 1714- 00000	SalariesExpense,InstAsstP	35,427.00	35,427.00	28,578.06	6,804.30	44.64
27149- 1000- 51300- 1010- 001118- 1414- 00000	AddtnlCompenstn,TeachersP	7,113.00	7,113.00			7,113.00
27149- 1000- 51300- 1010- 001118- 1714- 00000	AddtnlCompenstn,InstAsstP	2,300.00	2,300.00		120.34	2,179.66
27149- 1000- 52111- 0000- 001118- 0000- 00000	EducRetirement	20,900.00	20,900.00			20,900.00
27149- 1000- 52111- 1010- 001118- 0000- 00000	EducRetirement			10,658.76	2,944.25	13,603.01-
27149- 1000- 52112- 0000- 001118- 0000- 00000	ERARetireeHlth	2,775.00	2,775.00			2,775.00
27149- 1000- 52112- 1010- 001118- 0000- 00000	ERARetireeHlth			1,407.21	388.71	1,795.92-
27149- 1000- 52210- 0000- 001118- 0000- 00000	FICA Payments	8,593.00	8,593.00			8,593.00
27149- 1000- 52210- 1010- 001118- 0000- 00000	FICA Payments			4,362.12	1,204.93	5,567.05-
27149- 1000- 52220- 0000- 001118- 0000- 00000	MedicarePaymnts	2,013.00	2,013.00			2,013.00
27149- 1000- 52220- 1010- 001118- 0000- 00000	MedicarePaymnts			1,020.18	281.79	1,301.97-
27149- 1000- 52312- 0000- 001118- 0000- 00000	Life	228.00	253.00		13.15	239.85
27149- 1000- 52312- 1010- 001118- 0000- 00000	Life			157.80	47.34	205.14-
27149- 1000- 52500- 0000- 001118- 0000- 00000	UnemploymntComp	360.00	392.00			392.00
27149- 1000- 52500- 1010- 001118- 0000- 00000	UnemploymntComp			202.65	64.14	266.79-
27149- 1000- 52710- 0000- 001118- 0000- 00000	WorkersCompPrem	2,101.00	2,101.00		2,101.00	
27149- 1000- 52720- 0000- 001118- 0000- 00000	WorkrsCompERFee	40.00	40.00			40.00
27149- 1000- 52720- 1010- 001118- 0000- 00000	WorkrsCompERFee			20.70	9.20	29.90-
27149- 1000- 56118- 1010- 001118- 0000- 00000	GenSuppliesMats	70,440.00	70,383.00	5,258.94	1,693.64	63,430.42
27149- 1000- 57332- 1010- 001118- 0000- 00000	SupplAssets<\$5k	10,001.00	10,001.00	4,171.62		5,829.38
Total for Func 1000 and Expense accounts		256,000.00	256,000.00	97,613.55	28,181.94	130,204.51
Funds 27149 - PreK Initiative, Func 2600 - Op&MaintofPlant						
27149- 2600- 56118- 0000- 001118- 0000- 00000	GenSuppliesMats			13.55	8.76	22.31-
27149- 2600- 57332- 0000- 001118- 0000- 00000	SupplAssets<\$5k	10,000.00	10,000.00	8,422.87	245.06	1,332.07
Total for Func 2600 and Expense accounts		10,000.00	10,000.00	8,436.42	253.82	1,309.76
Total for Funds 27149		266,000.00	266,000.00	106,049.97	28,435.76	131,514.27
Funds 27183 - NM Grown FVV, Func 3100 - FoodSvcsOpertns						
27183- 3100- 56116- 0000- 001118- 0000- 00000	Food	5,000.00	5,000.00			5,000.00
Total for Funds 27183, Func 3100 and Expense accounts		5,000.00	5,000.00	.00	.00	5,000.00
Funds 31600 - CapImprvmtsHB33, Func 2300 - SupptSvcs-Admin						
31600- 2300- 53712- 0000- 001118- 0000- 00000	CityTaxCollCost	5,433.00	5,433.00		96.06	5,336.94
Total for Func 2300 and Expense accounts		5,433.00	5,433.00	.00	96.06	5,336.94
Funds 31600 - CapImprvmtsHB33, Func 4000 - Capital Outlay						
31600- 4000- 57200- 0000- 001118- 0000- 00000	BuildingPurchase	1,382,634.00	1,382,634.00			1,382,634.00

Selection Grouped by Account Type, Filtered by User Permissions, (Org = 130, Online/Offline = N, Period = 4, UnPosted JEs? = N, Assets and Liabilities? = N, Restricted Accts? = Y, Funds = 1.8, Objct = 5, Obj Digits = 0, Page Break Lvl =)

Balances through 10/31/2021					Fiscal Year 2021/22	
Funds- Func- Obj ct - Pr gm- Locat n- Jb Cl - Opt nl	Description	Adopted Budget	Revised Budget	Encumbered	Expenditure	Account Balance
Total for Func 4000 and Expense accounts		1,382,634.00	1,382,634.00	.00	.00	1,382,634.00
Total for Funds 31600		1,388,067.00	1,388,067.00	.00	96.06	1,387,970.94
Funds 31700 - CapImprvmtsSB-9, Func 4000 - Capital Outlay						
31700- 4000- 57331- 0000- 001118- 0000- 00000	FixedAssets>\$5k	10,000.00	10,000.00			10,000.00
31700- 4000- 57332- 0000- 001118- 0000- 00000	SupplAssets<\$5k	10,350.00	10,350.00	6,423.76	12,395.74	8,469.50-
Total for Funds 31700, Func 4000 and Expense accounts		20,350.00	20,350.00	6,423.76	12,395.74	1,530.50
Funds 31701 - CapImprvsSB9Loc, Func 2300 - SupptSvcs-Admin						
31701- 2300- 53712- 0000- 001118- 0000- 00000	CityTaxCollCost	2,700.00	2,700.00		47.98	2,652.02
Total for Func 2300 and Expense accounts		2,700.00	2,700.00	.00	47.98	2,652.02
Funds 31701 - CapImprvsSB9Loc, Func 4000 - Capital Outlay						
31701- 4000- 54315- 0000- 001118- 0000- 00000	MntRepBlgsGrdEq	41,500.00	41,500.00			41,500.00
31701- 4000- 57200- 0000- 001118- 0000- 00000	BuildingPurchase	610,516.00	610,516.00			610,516.00
31701- 4000- 57331- 0000- 001118- 0000- 00000	FixedAssets>\$5k	15,000.00	15,000.00			15,000.00
31701- 4000- 57332- 0000- 001118- 0000- 00000	SupplAssets<\$5k	20,000.00	20,000.00		5,737.81	14,262.19
Total for Func 4000 and Expense accounts		687,016.00	687,016.00	.00	5,737.81	681,278.19
Total for Funds 31701		689,716.00	689,716.00	.00	5,785.79	683,930.21
Funds 31703 - SB9 SMCash, Func 4000 - Capital Outlay						
31703- 4000- 57332- 0000- 001118- 0000- 00000	SupplAssets<\$5k	21,080.00	21,080.00			21,080.00
Total for Funds 31703, Func 4000 and Expense accounts		21,080.00	21,080.00	.00	.00	21,080.00
Total for Org 130 - Christine Duncan Heritage		8,410,757.00	8,580,396.00	3,825,920.74	1,521,297.67	3,233,177.59