

Christine Duncan Heritage Academy
Financial Update
September 15, 2021

A. BARs

	<u>BAR #</u>	<u>Fund Description</u>	<u>Reason/Type</u>	<u>Amount</u>
1	2122-0004-M	27149-PreK Initiative	1000 Function Maintenance	\$ -
2	2122-0005-M	24308-CRRSA, ESSER II	2XXX Function Maintenance	\$ -
3	2122-0006-M	24106-IDEA B	1000 Function Maintenance	\$ -
4	2122-0007-M	21000-Food Services	3000 Function Maintenance	\$ -
5	2122-0008-T	11000-Operational	Transfer	\$ -
6	2122-0009-M	11000-Operational	2XXX Function Maintenance	\$ -
7	2122-0010-M	11000-Operational	1000 Function Maintenance	\$ -

B. Payroll & Accounts Payable Payment Vouchers

1 August 2021

C. Financial Statement Reports - as of August 31, 2021

1 Financial Analysis
 2 Bank Reconciliations

D. Other

1 None

Must submit backup for all BARs,
except transfers of funds for SEG or
direct grants

STATE OF NEW MEXICO
PUBLIC EDUCATION DEPARTMENT
300 Don Gaspar Santa Fe, NM 87501-2786
Budget Adjustment Request

Doc. ID: 001-118-2122-0004-M

Fund Type: Flowthrough

Adjustment Type: Maintenance

Fiscal Year: 2021-2022

Entity Name: Christine Duncan's Heritage Academy

Adjustment Changes Intent/Scope of Program Yes or No?: No

Contact: Angela Lerner, Business Manager

Total Approved Budget (Flowthrough):

Phone: 505-459-1895

Email: angie@k12accounting.com

FLOWTHROUGH ONLY	Budget Period: 07/01/2021	To: 06/30/2022
A. Approved Carryover:		
B. Total Current Year Allocation:		
D. Total Funding Available:		

Fund	Function	Object	Program	Job Class	Present Budget	Adj Amt Exp	Adj Budget	ADD'L FTE
27149 PreK Initiative	1000 Instruction	56118 General Supplies and Materials	1010 Regular Education (K- 12) Programs	0000 No Job Class	\$70,440	(\$57)	\$70,383	
27149 PreK Initiative	1000 Instruction	52312 Life	0000 No Program	0000 No Job Class	\$228	\$25	\$253	
27149 PreK Initiative	1000 Instruction	52500 Unemployment Compensation	0000 No Program	0000 No Job Class	\$360	\$32	\$392	
Sub Total						\$0		
Indirect Cost								
DOC. TOTAL						\$0		

Justification:

Maintenance

Compliance with Sections 10-15-1 and 22-8-12, NMSA, 1978 Compilation:

A. The requested budget/changes were authorized at a scheduled Board of Education or Governance Council meeting open to the public on:

B. Justification for the transfer: Explanation such as "underbudgeted", "insufficient budget", or "needed to close out Project" ARE NOT ACCEPTABLE. Attach additional sheets if necessary.

ALL TRANSFER BARS MUST NET OUT TO ZERO ON THE DOC. TOTAL LINE.

Must submit backup for all BARs,
except transfers of funds for SEG or
direct grants

STATE OF NEW MEXICO
PUBLIC EDUCATION DEPARTMENT
300 Don Gaspar Santa Fe, NM 87501-2786
Budget Adjustment Request

Doc. ID: 001-118-2122-0005-M

Fund Type: Flowthrough

Adjustment Type: Maintenance

Fiscal Year: 2021-2022

Entity Name: Christine Duncan's Heritage Academy

Adjustment Changes Intent/Scope of Program Yes or No?: No

Contact: Angela Lerner, Business Manager

Total Approved Budget (Flowthrough):

Phone: 505-459-1895

Email: angie@k12accounting.com

FLOWTHROUGH ONLY	Budget Period: 07/01/2021	To: 06/30/2022
A. Approved Carryover:		
B. Total Current Year Allocation:		
D. Total Funding Available:		

Fund	Function	Object	Program	Job Class	Present Budget	Adj Amt Exp	Adj Budget	ADD'L FTE
24308 CRRSA, ESSER II	2100 Support Services-Students	52112 ERA - Retiree Health	0000 No Program	0000 No Job Class	\$7,000	(\$2,001)	\$4,999	
24308 CRRSA, ESSER II	2100 Support Services-Students	51100 Salaries Expense	4025 At-Risk Special Programs	1214 Guidance Counselors/Soc ial Workers	\$58,000	\$2,001	\$60,001	
Sub Total						\$0		
Indirect Cost								
DOC. TOTAL						\$0		

Justification:

Maintenance

Compliance with Sections 10-15-1 and 22-8-12, NMSA, 1978 Compilation:

A. The requested budget/changes were authorized at a scheduled Board of Education or Governance Council meeting open to the public on:

B. Justification for the transfer: Explanation such as "underbudgeted", "insufficient budget", or "needed to close out Project" ARE NOT ACCEPTABLE. Attach additional sheets if necessary.

ALL TRANSFER BARS MUST NET OUT TO ZERO ON THE DOC. TOTAL LINE.

Must submit backup for all BARs,
except transfers of funds for SEG or
direct grants

STATE OF NEW MEXICO
PUBLIC EDUCATION DEPARTMENT
300 Don Gaspar Santa Fe, NM 87501-2786
Budget Adjustment Request

Doc. ID: 001-118-2122-0006-M

Fund Type: Flowthrough

Adjustment Type: Maintenance

Fiscal Year: 2021-2022

Entity Name: Christine Duncan's Heritage Academy

Adjustment Changes Intent/Scope of Program Yes or No?: No

Contact: Angela Lerner, Business Manager

Total Approved Budget (Flowthrough):

Phone: 505-459-1895

Email: angie@k12accounting.com

FLOWTHROUGH ONLY	Budget Period: 07/01/2021	To: 06/30/2022
	A. Approved Carryover:	
	B. Total Current Year Allocation:	
	D. Total Funding Available:	

Fund	Function	Object	Program	Job Class	Present Budget	Adj Amt Exp	Adj Budget	ADD'L FTE
24106 Entitlement IDEA-B	1000 Instruction	52500 Unemployment Compensation	0000 No Program	0000 No Job Class	\$180	(\$112)	\$68	
24106 Entitlement IDEA-B	1000 Instruction	52312 Life	0000 No Program	0000 No Job Class	\$114	\$81	\$195	
24106 Entitlement IDEA-B	1000 Instruction	52315 Disability	0000 No Program	0000 No Job Class		\$31	\$31	
Sub Total						\$0		
Indirect Cost								
DOC. TOTAL						\$0		

Justification:

Maintenance

Compliance with Sections 10-15-1 and 22-8-12, NMSA, 1978 Compilation:

A. The requested budget/changes were authorized at a scheduled Board of Education or Governance Council meeting open to the public on:

B. Justification for the transfer: Explanation such as "underbudgeted", "insufficient budget", or "needed to close out Project" ARE NOT ACCEPTABLE. Attach additional sheets if necessary.

ALL TRANSFER BARS MUST NET OUT TO ZERO ON THE DOC. TOTAL LINE.

Must submit backup for all BARs,
except transfers of funds for SEG or
direct grants

STATE OF NEW MEXICO
PUBLIC EDUCATION DEPARTMENT
300 Don Gaspar Santa Fe, NM 87501-2786
Budget Adjustment Request

Doc. ID: 001-118-2122-0007-M

Fund Type: General Fund / Capital
Outlay / Debt Service

Adjustment Type: Maintenance

Fiscal Year: 2021-2022

Entity Name: Christine Duncan's Heritage Academy

Adjustment Changes Intent/Scope of Program Yes or No?: No

Contact: Angela Lerner, Business Manager

Total Approved Budget (Flowthrough):

Phone: 505-459-1895

Email: angie@k12accounting.com

FLOWTHROUGH ONLY

Budget Period: Jul 1 2021 12:00AM

To: Jun 30 2022 12:00AM

A. Approved Carryover:

B. Total Current Year Allocation:

D. Total Funding Available:

Fund	Function	Object	Program	Job Class	Present Budget	Adj Amt Exp	Adj Budget	ADD'L FTE
21000 Food Services	3100 Food Services Operations	57331 Fixed Assets (more than \$5,000)	0000 No Program	0000 No Job Class	\$37,246	(\$4,044)	\$33,202	
21000 Food Services	3100 Food Services Operations	51100 Salaries Expense	0000 No Program	1217 Secretarial/Cleri cal/Technical Assistants	\$17,059	\$85	\$17,144	
21000 Food Services	3100 Food Services Operations	52312 Life	0000 No Program	0000 No Job Class	\$57	\$4	\$61	
21000 Food Services	3100 Food Services Operations	54411 Electricity	0000 No Program	0000 No Job Class	\$6,300	\$2,846	\$9,146	
21000 Food Services	3100 Food Services Operations	54412 Natural Gas (Buildings)	0000 No Program	0000 No Job Class	\$1,000	\$344	\$1,344	
21000 Food Services	3100 Food Services Operations	54415 Water/Sewage	0000 No Program	0000 No Job Class	\$2,200	\$567	\$2,767	
21000 Food Services	3100 Food Services Operations	55915 Other Contract Services	0000 No Program	0000 No Job Class	\$200,000	\$198	\$200,198	
Sub Total						\$0		
Indirect Cost								
DOC. TOTAL						\$0		

Justification:

Maintenance

Compliance with Sections 10-15-1 and 22-8-12, NMSA, 1978 Compilation:

A. The requested budget/changes were authorized at a scheduled Board of Education or Governance Council meeting open to the public on:

B. Justification for the transfer: Explanation such as "underbudgeted", "insufficient budget", or "needed to close out Project" ARE NOT ACCEPTABLE. Attach additional sheets if necessary.

ALL TRANSFER BARS MUST NET OUT TO ZERO ON THE DOC. TOTAL LINE.

Must submit backup for all BARs,
except transfers of funds for SEG or
direct grants

STATE OF NEW MEXICO
PUBLIC EDUCATION DEPARTMENT
300 Don Gaspar Santa Fe, NM 87501-2786
Budget Adjustment Request

Doc. ID: 001-118-2122-0008-T

Fund Type: General Fund / Capital
Outlay / Debt Service

Adjustment Type: Transfer

Fiscal Year: 2021-2022

Entity Name: Christine Duncan's Heritage Academy

Adjustment Changes Intent/Scope of Program Yes or No?: No

Contact: Angela Lerner, Business Manager

Total Approved Budget (Flowthrough):

Phone: 505-459-1895

Email: angie@k12accounting.com

FLOWTHROUGH ONLY	
Budget Period: Jul 1 2021 12:00AM	To: Jun 30 2022 12:00AM
A. Approved Carryover:	
B. Total Current Year Allocation:	
D. Total Funding Available:	

Fund	Function	Object	Program	Job Class	Present Budget	Adj Amt Exp	Adj Budget	ADD'L FTE
11000 Operational	2600 Operation & Maintenance of Plant	57332 Supply Assets (\$5,000 or less)	0000 No Program	0000 No Job Class	\$35,000	(\$15)	\$34,985	
11000 Operational	3100 Food Services Operations	52210 FICA Payments	0000 No Program	0000 No Job Class		\$10	\$10	
11000 Operational	3100 Food Services Operations	52220 Medicare Payments	0000 No Program	0000 No Job Class		\$5	\$5	
Sub Total						\$0		
Indirect Cost								
DOC. TOTAL						\$0		

Justification:

Transfer

Compliance with Sections 10-15-1 and 22-8-12, NMSA, 1978 Compilation:

A. The requested budget/changes were authorized at a scheduled Board of Education or Governance Council meeting open to the public on:

B. Justification for the transfer: Explanation such as "underbudgeted", "insufficient budget", or "needed to close out Project" ARE NOT ACCEPTABLE. Attach additional sheets if necessary.

ALL TRANSFER BARS MUST NET OUT TO ZERO ON THE DOC. TOTAL LINE.

Must submit backup for all BARs, except transfers of funds for SEG or direct grants

STATE OF NEW MEXICO
PUBLIC EDUCATION DEPARTMENT
 300 Don Gaspar Santa Fe, NM 87501-2786
Budget Adjustment Request

Doc. ID: 001-118-2122-0009-M

Fund Type: General Fund / Capital Outlay / Debt Service

Adjustment Type: Maintenance

Fiscal Year: 2021-2022

Entity Name: Christine Duncan's Heritage Academy

Adjustment Changes Intent/Scope of Program Yes or No?: No

Contact: Angela Lerner, Business Manager

Total Approved Budget (Flowthrough):

Phone: 505-459-1895

Email: angie@k12accounting.com

FLOWTHROUGH ONLY
Budget Period: Jul 1 2021 12:00AM To: Jun 30 2022 12:00AM
A. Approved Carryover:
B. Total Current Year Allocation:
D. Total Funding Available:

Fund	Function	Object	Program	Job Class	Present Budget	Adj Amt Exp	Adj Budget	ADD'L FTE
11000 Operational	2100 Support Services-Students	51100 Salaries Expense	4025 At-Risk Special Programs	1211 Coordinator/Subject Matter Specialist	\$62,000	(\$62,000)		
11000 Operational	2100 Support Services-Students	52111 Educational Retirement	4025 At-Risk Special Programs	0000 No Job Class	\$17,161	(\$9,355)	\$7,806	
11000 Operational	2100 Support Services-Students	52112 ERA - Retiree Health	4025 At-Risk Special Programs	0000 No Job Class	\$2,266	(\$1,235)	\$1,031	
11000 Operational	2100 Support Services-Students	52210 FICA Payments	4025 At-Risk Special Programs	0000 No Job Class	\$7,023	(\$3,828)	\$3,195	
11000 Operational	2100 Support Services-Students	52220 Medicare Payments	4025 At-Risk Special Programs	0000 No Job Class	\$1,643	(\$896)	\$747	
11000 Operational	2100 Support Services-Students	52311 Health and Medical Premiums	4025 At-Risk Special Programs	0000 No Job Class	\$19,078	(\$11,000)	\$8,078	
11000 Operational	2100 Support Services-Students	52312 Life	4025 At-Risk Special Programs	0000 No Job Class	\$114	(\$53)	\$61	
11000 Operational	2100 Support Services-Students	52313 Dental	4025 At-Risk Special Programs	0000 No Job Class	\$515	(\$317)	\$198	
11000 Operational	2100 Support Services-Students	52314 Vision	4025 At-Risk Special Programs	0000 No Job Class	\$148	(\$104)	\$44	
11000 Operational	2100 Support Services-Students	52315 Disability	4025 At-Risk Special Programs	0000 No Job Class	\$464	(\$295)	\$169	
11000 Operational	2100 Support Services-Students	55915 Other Contract Services	4025 At-Risk Special Programs	0000 No Job Class	\$59,880	(\$53,600)	\$6,280	
11000 Operational	2600 Operation & Maintenance of Plant	57331 Fixed Assets (more than \$5,000)	0000 No Program	0000 No Job Class	\$187,337	(\$93,195)	\$94,142	
11000 Operational	2100 Support Services-Students	51100 Salaries Expense	4025 At-Risk Special Programs	1214 Guidance Counselors/Social Workers	\$51,271	\$254	\$51,525	
11000 Operational	2100 Support Services-Students	51100 Salaries Expense	0000 No Program	1211 Coordinator/Subject Matter Specialist		\$71,401	\$71,401	
11000 Operational	2100 Support Services-Students	51300 Additional Compensation	0000 No Program	1211 Coordinator/Subject Matter Specialist		\$4,080	\$4,080	
11000 Operational	2100 Support Services-Students	51300 Additional Compensation	0000 No Program	1218 School/Student Support		\$164	\$164	
11000 Operational	2100 Support Services-Students	52111 Educational Retirement	0000 No Program	0000 No Job Class		\$11,460	\$11,460	

11000 Operational	2100 Support Services-Students	52112 ERA - Retiree Health	0000 No Program	0000 No Job Class		\$1,513	\$1,513	
11000 Operational	2100 Support Services-Students	52210 FICA Payments	0000 No Program	0000 No Job Class		\$4,703	\$4,703	
11000 Operational	2100 Support Services-Students	52220 Medicare Payments	0000 No Program	0000 No Job Class		\$1,100	\$1,100	
11000 Operational	2100 Support Services-Students	52311 Health and Medical Premiums	0000 No Program	0000 No Job Class		\$4,890	\$4,890	
11000 Operational	2100 Support Services-Students	52312 Life	0000 No Program	0000 No Job Class		\$66	\$66	
11000 Operational	2100 Support Services-Students	52313 Dental	0000 No Program	0000 No Job Class		\$108	\$108	
11000 Operational	2100 Support Services-Students	52314 Vision	0000 No Program	0000 No Job Class		\$47	\$47	
11000 Operational	2100 Support Services-Students	52500 Unemployment Compensation	0000 No Program	0000 No Job Class		\$90	\$90	
11000 Operational	2100 Support Services-Students	52720 Workers Compensation Employer's Fee	0000 No Program	0000 No Job Class		\$10	\$10	
11000 Operational	2100 Support Services-Students	53211 Diagnosticians - Contracted	2000 Special Programs	0000 No Job Class	\$15,853	\$1,612	\$17,465	
11000 Operational	2100 Support Services-Students	53330 Professional Development	0000 No Program	0000 No Job Class		\$200	\$200	
11000 Operational	2100 Support Services-Students	53414 Other Services	0000 No Program	0000 No Job Class	\$3,900	\$3,218	\$7,118	
11000 Operational	2100 Support Services-Students	55915 Other Contract Services	0000 No Program	0000 No Job Class	\$5,500	\$1,579	\$7,079	
11000 Operational	2300 Support Services-General Administration	51100 Salaries Expense	0000 No Program	1111 Superintendent	\$106,591	\$12,361	\$118,952	
11000 Operational	2300 Support Services-General Administration	52111 Educational Retirement	0000 No Program	0000 No Job Class	\$16,149	\$1,873	\$18,022	
11000 Operational	2300 Support Services-General Administration	52112 ERA - Retiree Health	0000 No Program	0000 No Job Class	\$2,132	\$247	\$2,379	
11000 Operational	2300 Support Services-General Administration	52210 FICA Payments	0000 No Program	0000 No Job Class	\$6,609	\$718	\$7,327	
11000 Operational	2300 Support Services-General Administration	52220 Medicare Payments	0000 No Program	0000 No Job Class	\$1,546	\$168	\$1,714	
11000 Operational	2300 Support Services-General Administration	52312 Life	0000 No Program	0000 No Job Class	\$57	\$7	\$64	
11000 Operational	2300 Support Services-General Administration	53411 Auditing	0000 No Program	0000 No Job Class	\$15,000	\$6,841	\$21,841	
11000 Operational	2300 Support Services-General Administration	55812 Board Training	0000 No Program	0000 No Job Class	\$2,500	\$200	\$2,700	
11000 Operational	2400 Support Services-School Administration	51100 Salaries Expense	0000 No Program	1217 Secretarial/Cleri cal/Technical Assistants	\$82,267	\$7,164	\$89,431	
11000 Operational	2400 Support Services-School Administration	51300 Additional Compensation	0000 No Program	1217 Secretarial/Cleri cal/Technical Assistants		\$5,196	\$5,196	
11000 Operational	2400 Support Services-School Administration	52111 Educational Retirement	0000 No Program	0000 No Job Class	\$23,796	\$1,248	\$25,044	
11000 Operational	2400 Support Services-School Administration	52112 ERA - Retiree Health	0000 No Program	0000 No Job Class	\$3,147	\$160	\$3,307	

11000 Operational	2400 Support Services-School Administration	52210 FICA Payments	0000 No Program	0000 No Job Class	\$9,757	\$505	\$10,262	
11000 Operational	2400 Support Services-School Administration	52220 Medicare Payments	0000 No Program	0000 No Job Class	\$2,283	\$117	\$2,400	
11000 Operational	2400 Support Services-School Administration	52312 Life	0000 No Program	0000 No Job Class	\$228	\$35	\$263	
11000 Operational	2400 Support Services-School Administration	52500 Unemployment Compensation	0000 No Program	0000 No Job Class	\$360	\$59	\$419	
11000 Operational	2400 Support Services-School Administration	53711 Other Charges	0000 No Program	0000 No Job Class	\$4,631	\$357	\$4,988	
11000 Operational	2400 Support Services-School Administration	54630 Rental - Computers and Related Equipment	0000 No Program	0000 No Job Class	\$11,000	\$2,139	\$13,139	
11000 Operational	2400 Support Services-School Administration	55915 Other Contract Services	0000 No Program	0000 No Job Class	\$8,394	\$557	\$8,951	
11000 Operational	2500 Central Services	53414 Other Services	0000 No Program	0000 No Job Class	\$237,156	\$5,315	\$242,471	
11000 Operational	2500 Central Services	56113 Software	0000 No Program	0000 No Job Class	\$18,020	\$16,500	\$34,520	
11000 Operational	2600 Operation & Maintenance of Plant	51100 Salaries Expense	0000 No Program	1615 Custodial	\$44,393	\$2,413	\$46,806	
11000 Operational	2600 Operation & Maintenance of Plant	51200 Overtime Expense	0000 No Program	1615 Custodial		\$815	\$815	
11000 Operational	2600 Operation & Maintenance of Plant	51300 Additional Compensation	0000 No Program	1615 Custodial	\$3,000	\$5,502	\$8,502	
11000 Operational	2600 Operation & Maintenance of Plant	52111 Educational Retirement	0000 No Program	0000 No Job Class	\$7,152	\$1,039	\$8,191	
11000 Operational	2600 Operation & Maintenance of Plant	52112 ERA - Retiree Health	0000 No Program	0000 No Job Class	\$948	\$134	\$1,082	
11000 Operational	2600 Operation & Maintenance of Plant	52210 FICA Payments	0000 No Program	0000 No Job Class	\$2,940	\$559	\$3,499	
11000 Operational	2600 Operation & Maintenance of Plant	52220 Medicare Payments	0000 No Program	0000 No Job Class	\$688	\$131	\$819	
11000 Operational	2600 Operation & Maintenance of Plant	52312 Life	0000 No Program	0000 No Job Class	\$114	\$13	\$127	
11000 Operational	2600 Operation & Maintenance of Plant	54312 Maintenance & Repair - Buildings and Grounds	0000 No Program	0000 No Job Class	\$1,000	\$1,177	\$2,177	
11000 Operational	2600 Operation & Maintenance of Plant	54411 Electricity	0000 No Program	0000 No Job Class	\$48,000	\$18,860	\$66,860	
11000 Operational	2600 Operation & Maintenance of Plant	54412 Natural Gas (Buildings)	0000 No Program	0000 No Job Class	\$2,000	\$344	\$2,344	
11000 Operational	2600 Operation & Maintenance of Plant	54415 Water/Sewage	0000 No Program	0000 No Job Class	\$10,000	\$2,267	\$12,267	
11000 Operational	2600 Operation & Maintenance of Plant	54416 Communication Services	0000 No Program	0000 No Job Class	\$14,500	\$9,350	\$23,850	
11000 Operational	2600 Operation & Maintenance of Plant	55915 Other Contract Services	0000 No Program	0000 No Job Class	\$73,030	\$22,289	\$95,319	
11000 Operational	2700 Student Transportation	55111 Transportation Per-Capita Feeders	0000 No Program	0000 No Job Class		\$2,718	\$2,718	
11000 Operational	2900 Other Support Services	58211 Tax Liability/Penalty	0000 No Program	0000 No Job Class		\$5	\$5	

	Sub Total	\$0		Page 10 of 44
	Indirect Cost			
	DOC. TOTAL	\$0		

Justification:

Maintenance

Compliance with Sections 10-15-1 and 22-8-12, NMSA, 1978 Compilation:

A. The requested budget/changes were authorized at a scheduled Board of Education or Governance Council meeting open to the public on:

B. Justification for the transfer: Explanation such as "underbudgeted", "insufficient budget", or "needed to close out Project" ARE NOT ACCEPTABLE. Attach additional sheets if necessary.

ALL TRANSFER BARS MUST NET OUT TO ZERO ON THE DOC. TOTAL LINE.

Must submit backup for all BARs, except transfers of funds for SEG or direct grants

STATE OF NEW MEXICO
PUBLIC EDUCATION DEPARTMENT
 300 Don Gaspar Santa Fe, NM 87501-2786
Budget Adjustment Request

Doc. ID: 001-118-2122-0010-M
 Fund Type: General Fund / Capital Outlay / Debt Service

Adjustment Type: Maintenance

Fiscal Year: 2021-2022

Entity Name: Christine Duncan's Heritage Academy

Adjustment Changes Intent/Scope of Program Yes or No?: No

Contact: Angela Lerner, Business Manager

Total Approved Budget (Flowthrough):

Phone: 505-459-1895

Email: angie@k12accounting.com

FLOWTHROUGH ONLY
Budget Period: Jul 1 2021 12:00AM To: Jun 30 2022 12:00AM A. Approved Carryover: B. Total Current Year Allocation: D. Total Funding Available:

Fund	Function	Object	Program	Job Class	Present Budget	Adj Amt Exp	Adj Budget	ADD'L FTE
11000 Operational	1000 Instruction	57331 Fixed Assets (more than \$5,000)	4030 K-5 Plus Programs	0000 No Job Class	\$338,328	(\$338,328)		
11000 Operational	1000 Instruction	57331 Fixed Assets (more than \$5,000)	4040 Extended Learning Time Programs	0000 No Job Class	\$102,251	(\$51,311)	\$50,940	
11000 Operational	1000 Instruction	51100 Salaries Expense	0000 No Program	1611 Substitutes-Sick Leave		\$24,056	\$24,056	
11000 Operational	1000 Instruction	51100 Salaries Expense	1010 Regular Education (K-12) Programs	1413 Teachers-Early Childhood Ed	\$104,169	\$514	\$104,683	
11000 Operational	1000 Instruction	51100 Salaries Expense	1010 Regular Education (K-12) Programs	1713 Instructional Assistants-Early Childhood Education	\$73,461	\$363	\$73,824	
11000 Operational	1000 Instruction	51100 Salaries Expense	2000 Special Programs	1412 Teachers-Special Education	\$226,795	\$57,390	\$284,185	
11000 Operational	1000 Instruction	51100 Salaries Expense	4010 Bilingual Education Programs	1416 Teachers-Other Instruction	\$321,417	\$84,110	\$405,527	
11000 Operational	1000 Instruction	51100 Salaries Expense	4025 At-Risk Special Programs	1412 Teachers-Special Education	\$106,029	\$523	\$106,552	
11000 Operational	1000 Instruction	51300 Additional Compensation	1010 Regular Education (K-12) Programs	1711 Instructional Assistants-Grades 1-12		\$759	\$759	
11000 Operational	1000 Instruction	51300 Additional Compensation	4040 Extended Learning Time Programs	1411 Teachers-Grades 1-12		\$54,945	\$54,945	
11000 Operational	1000 Instruction	51300 Additional Compensation	4040 Extended Learning Time Programs	1711 Instructional Assistants-Grades 1-12		\$15,424	\$15,424	
11000 Operational	1000 Instruction	52111 Educational Retirement	0000 No Program	0000 No Job Class		\$3,519	\$3,519	
11000 Operational	1000 Instruction	52111 Educational Retirement	2000 Special Programs	0000 No Job Class	\$34,999	\$8,055	\$43,054	
11000 Operational	1000 Instruction	52111 Educational Retirement	4040 Extended Learning Time Programs	0000 No Job Class		\$1,874	\$1,874	
11000 Operational	1000 Instruction	52111 Educational Retirement	4025 At-Risk Special Programs	0000 No Job Class	\$16,064	\$79	\$16,143	
11000 Operational	1000 Instruction	52111 Educational Retirement	4010 Bilingual Education Programs	0000 No Job Class	\$68,541	\$12,334	\$80,875	

11000 Operational	1000 Instruction	52112 ERA - Retiree Health	0000 No Program	0000 No Job Class		\$465	\$465	Page 12 of 44
11000 Operational	1000 Instruction	52112 ERA - Retiree Health	2000 Special Programs	0000 No Job Class	\$4,628	\$1,056	\$5,684	
11000 Operational	1000 Instruction	52112 ERA - Retiree Health	4040 Extended Learning Time Programs	0000 No Job Class		\$248	\$248	
11000 Operational	1000 Instruction	52112 ERA - Retiree Health	4010 Bilingual Education Programs	0000 No Job Class	\$9,106	\$1,571	\$10,677	
11000 Operational	1000 Instruction	52112 ERA - Retiree Health	4025 At-Risk Special Programs	0000 No Job Class	\$2,121	\$10	\$2,131	
11000 Operational	1000 Instruction	52210 FICA Payments	4010 Bilingual Education Programs	0000 No Job Class	\$28,214	\$4,785	\$32,999	
11000 Operational	1000 Instruction	52210 FICA Payments	4025 At-Risk Special Programs	0000 No Job Class	\$6,575	\$32	\$6,607	
11000 Operational	1000 Instruction	52210 FICA Payments	0000 No Program	0000 No Job Class		\$1,492	\$1,492	
11000 Operational	1000 Instruction	52210 FICA Payments	2000 Special Programs	0000 No Job Class	\$14,342	\$646	\$14,988	
11000 Operational	1000 Instruction	52210 FICA Payments	4040 Extended Learning Time Programs	0000 No Job Class		\$4,347	\$4,347	
11000 Operational	1000 Instruction	52220 Medicare Payments	0000 No Program	0000 No Job Class		\$349	\$349	
11000 Operational	1000 Instruction	52220 Medicare Payments	2000 Special Programs	0000 No Job Class	\$3,356	\$150	\$3,506	
11000 Operational	1000 Instruction	52220 Medicare Payments	4040 Extended Learning Time Programs	0000 No Job Class		\$1,017	\$1,017	
11000 Operational	1000 Instruction	52220 Medicare Payments	4010 Bilingual Education Programs	0000 No Job Class	\$6,608	\$1,110	\$7,718	
11000 Operational	1000 Instruction	52220 Medicare Payments	4025 At-Risk Special Programs	0000 No Job Class	\$1,538	\$7	\$1,545	
11000 Operational	1000 Instruction	52311 Health and Medical Premiums	2000 Special Programs	0000 No Job Class	\$15,842	\$1,931	\$17,773	
11000 Operational	1000 Instruction	52311 Health and Medical Premiums	4010 Bilingual Education Programs	0000 No Job Class	\$44,845	\$46	\$44,891	
11000 Operational	1000 Instruction	52312 Life	4010 Bilingual Education Programs	0000 No Job Class	\$456	\$157	\$613	
11000 Operational	1000 Instruction	52312 Life	4025 At-Risk Special Programs	0000 No Job Class	\$114	\$7	\$121	
11000 Operational	1000 Instruction	52312 Life	0000 No Program	0000 No Job Class		\$63	\$63	
11000 Operational	1000 Instruction	52312 Life	2000 Special Programs	0000 No Job Class	\$228	\$78	\$306	
11000 Operational	1000 Instruction	52313 Dental	0000 No Program	0000 No Job Class		\$29	\$29	
11000 Operational	1000 Instruction	52313 Dental	2000 Special Programs	0000 No Job Class	\$598	\$591	\$1,189	
11000 Operational	1000 Instruction	52313 Dental	4010 Bilingual Education Programs	0000 No Job Class	\$1,608	\$24,056	\$25,664	
11000 Operational	1000 Instruction	52314 Vision	0000 No Program	0000 No Job Class		\$21	\$21	
11000 Operational	1000 Instruction	52314 Vision	2000 Special Programs	0000 No Job Class	\$122	\$24,056	\$24,178	

11000 Operational	1000 Instruction	52315 Disability	0000 No Program	0000 No Job Class		\$25	\$25	
11000 Operational	1000 Instruction	52500 Unemployment Compensation	0000 No Program	0000 No Job Class		\$80	\$80	
11000 Operational	1000 Instruction	52500 Unemployment Compensation	2000 Special Programs	0000 No Job Class	\$360	\$68	\$428	
11000 Operational	1000 Instruction	52500 Unemployment Compensation	4040 Extended Learning Time Programs	0000 No Job Class		\$95	\$95	
11000 Operational	1000 Instruction	52500 Unemployment Compensation	4010 Bilingual Education Programs	0000 No Job Class	\$720	\$415	\$1,135	
11000 Operational	1000 Instruction	52710 Workers Compensation Premium	1010 Regular Education (K-12) Programs	0000 No Job Class	\$11,804	\$760	\$12,564	
11000 Operational	1000 Instruction	52720 Workers Compensation Employer's Fee	0000 No Program	0000 No Job Class		\$10	\$10	
11000 Operational	1000 Instruction	52720 Workers Compensation Employer's Fee	2000 Special Programs	0000 No Job Class	\$40	\$6	\$46	
11000 Operational	1000 Instruction	52720 Workers Compensation Employer's Fee	4010 Bilingual Education Programs	0000 No Job Class	\$80	\$12	\$92	
11000 Operational	1000 Instruction	53330 Professional Development	4040 Extended Learning Time Programs	0000 No Job Class		\$3,339	\$3,339	
11000 Operational	1000 Instruction	53330 Professional Development	1010 Regular Education (K-12) Programs	0000 No Job Class	\$8,100	\$8,160	\$16,260	
11000 Operational	1000 Instruction	53711 Other Charges	1010 Regular Education (K-12) Programs	0000 No Job Class	\$500	\$672	\$1,172	
11000 Operational	1000 Instruction	55915 Other Contract Services	1010 Regular Education (K-12) Programs	0000 No Job Class	\$59,800	\$12,450	\$72,250	
11000 Operational	1000 Instruction	56118 General Supplies and Materials	1010 Regular Education (K-12) Programs	0000 No Job Class	\$35,000	\$7,314	\$42,314	
11000 Operational	1000 Instruction	57332 Supply Assets (\$5,000 or less)	1010 Regular Education (K-12) Programs	0000 No Job Class	\$2,000	\$23,968	\$25,968	
Sub Total						\$0		
Indirect Cost								
DOC. TOTAL						\$0		

Justification:

Maintenance

Compliance with Sections 10-15-1 and 22-8-12, NMSA, 1978 Compilation:

A. The requested budget/changes were authorized at a scheduled Board of Education or Governance Council meeting open to the public on:

B. Justification for the transfer: Explanation such as "underbudgeted", "insufficient budget", or "needed to close out Project" ARE NOT ACCEPTABLE. Attach additional sheets if necessary.

ALL TRANSFER BARS MUST NET OUT TO ZERO ON THE DOC. TOTAL LINE.

Checks Dated 08/01/2021 through 08/31/2021					
Check Number	Check Date	Pay to the Order of	Funds-Objct	Expensed Amount	Check Amount
12894	08/04/2021	Leos Gonzalez, Rafael	11000-21013		1,000.00
12899	08/09/2021	Albuquerque Public Schools Graphics	11000-56118		1,084.95
12900	08/09/2021	Alpine Protection LLC	11000-55915		79.98
12901	08/09/2021	Amaros Carpet Cleaning	11000-55915		280.48
12902	08/09/2021	American Waste Removal, Inc	21000-55915		197.32
12903	08/09/2021	APS-Transportation Mechanical Center	11000-55100		2,717.99
12904	08/09/2021	Bilingual Multicultural Services, Inc.	11000-53212	10,772.72	
			11000-53213	3,463.30	
			24106-53212	4,117.56	18,353.58
12905	08/09/2021	Charter School Nursing Service	11000-55915		6,254.05
12906	08/09/2021	Cooperative Educational Services	11000-53211		1,120.05
12907	08/09/2021	De Lage Landen Financial Services Inc	11000-54630		1,197.45
12908	08/09/2021	Ephesus Office Technologies	11000-55915		413.94
12909	08/09/2021	Garcia's Landscaping	11000-55915		700.00
12910	08/09/2021	InAccord, P.C.	11000-53413		3,236.25
12911	08/09/2021	Marcia Lee Unnever, Kids Focus	11000-55915	250.00	
			24154-53330	290.00	540.00
12912	08/09/2021	NM Gas Company	11000-54412	19.55	
			21000-54412	9.77	29.32
12913	08/09/2021	Saylor Family Trust, LLC	11000-54610		35,000.00
12914	08/09/2021	Saylor Family Trust, LLC	11000-54610		514.58
12915	08/09/2021	T-Mobile USA Inc	11000-54416		700.00
12916	08/09/2021	Verizon Wireless	11000-54416		301.57
12917	08/13/2021	Albuquerque Public Schools Graphics	11000-56118		39.90
12918	08/13/2021	Association of Charter School Education Services	11000-53414	12,915.33	
			11000-55915	1,162.50	14,077.83
12919	08/13/2021	Ephesus Office Technologies	11000-55915		280.48
12920	08/13/2021	Jesus A Moncada	11000-56118		189.80
12921	08/13/2021	Literacy Resources LLC	27149-56118		617.45
12922	08/13/2021	Pitney Bowes Purchase Power	11000-56118		64.69
12923	08/13/2021	Quill Corporation	11000-56118	1,381.44	
			27149-56118	173.21	
			27149-57332	180.53	1,735.18
12924	08/13/2021	Rachel Gamboa	11000-56118		313.72
12925	08/13/2021	Theresa Bustos	23010-56118		328.50
12937	08/20/2021	Amaros Carpet Cleaning	11000-55915		560.96
12938	08/20/2021	Comcast	11000-54416		356.14
12939	08/20/2021	Houghton Mifflin Harcourt	25205-56112		5,160.00
12940	08/20/2021	Jesus A Moncada	11000-56118		131.78
12941	08/20/2021	Quill Corporation	11000-56118		351.37
12942	08/20/2021	Rachel Gamboa	11000-56118		47.29
12943	08/20/2021	School Health Corporation	11000-56118		70.39

The preceding Checks have been issued in accordance with the District's Policy and authorization of the Board of Trustees. It is recommended that the preceding Checks be approved.

SCHOOLABILITY

Page 1 of 3

Checks Dated 08/01/2021 through 08/31/2021					
Check Number	Check Date	Pay to the Order of	Funds-Objct	Expensed Amount	Check Amount
12944	08/20/2021	Veronica Vigil	11000-56118		75.96
12945	08/20/2021	Veronica Vigil	11000-56118		220.75
12946	08/25/2021	ABCWUA	11000-54415	683.16	
			21000-54415	150.30	833.46
12947	08/25/2021	Albuquerque Public Schools Graphics	11000-56118		501.95
12948	08/25/2021	Association of Charter School Education Services	11000-53414	3,775.63	
			11000-55915	1,873.22	
			21000-55915	15,064.34	
			25171-55915	9,837.01	30,550.20
12949	08/25/2021	Crystal Springs	11000-55915	118.11	
			11000-56118	206.70	324.81
12950	08/25/2021	Ephesus Office Technologies	11000-55915		656.42
12951	08/25/2021	Mayra Moncada	11000-56118		97.55
12952	08/25/2021	Melissa Mendonca	25205-56118		410.60
12953	08/25/2021	PNM	11000-54411	4,352.03	
			21000-54411	571.20	4,923.23
12954	08/25/2021	Rachel Gamboa	11000-56118		94.90
12955	08/26/2021	Metropolitan Life Insurance	11000-23147		200.00
12956	08/26/2021	Pre-Paid Legal Services, Inc.	11000-23147		37.90
12957	08/26/2021	American Family Life	11000-23150		367.44
12958	08/26/2021	Metropolitan Life Insurance	11000-23147		200.00
12959	08/26/2021	Pre-Paid Legal Services, Inc.	11000-23147		37.90
12968	08/06/2021	NMPSIA Risk	11000-52710	31,916.00	
			11000-55200	53,372.00	
			21000-52710	278.00	
			24101-52710	1,659.00	
			24106-52710	402.00	
			24308-52710	2,845.00	
			27149-52710	2,101.00	92,573.00
12969	08/25/2021	Harland Clarke	11000-56118		57.77
VCH-00000122	08/04/2021	New Mexico Taxation and Revenue Department	Reissued		202.10 *
		Reissued on 08/09/2021			
VCH-00000128	08/20/2021	NM Educational Retirement Board	11000-23124		7,098.40
VCH-00000129	08/25/2021	NM Taxation/Revenue Department	11000-23142	4,592.28	
			21000-23142	3.82	
			24101-23142	324.78	
			24146-23142	124.88	
			25205-23142	111.00	
			27149-23142	138.94	5,295.70
VCH-00000130	08/26/2021	NM Taxation/Revenue Department	11000-58211		5.00
VCH-00000131	08/05/2021	NM RHC	11000-23123		837.06
VCH-00000132	08/04/2021	NMPSIA	11000-23125	17,748.14	
			11000-52312	67.90	
			11000-52313	28.60	

The preceding Checks have been issued in accordance with the District's Policy and authorization of the Board of Trustees. It is recommended that the preceding Checks be approved.

SCHOOLABILITY

Page 2 of 3

Checks Dated 08/01/2021 through 08/31/2021

Check Number	Check Date	Pay to the Order of	Funds-Objct	Expensed Amount	Check Amount
VCH-00000132	08/04/2021	NMPSIA	11000-52314	20.40	
			11000-52315	24.96	
			21000-23125	5.26	
			24101-23125	84.32	
			24106-23125	811.12	
			24106-52312	73.30	
			24106-52315	30.28	
			24146-23125	867.00	
			25205-23125	833.84	
			25205-52311	76.58	
			27149-23125	15.78	20,687.48
			Total Number of Checks	59	264,336.57

	Count	Amount
Reissue	1	202.10
Net Issue		264,134.47

Fund Recap

Fund	Description	Check Count	Expensed Amount
11000	Operational Fund	53	216,240.78
21000	Food Services Fund	8	16,280.01
23010	Admin Discretionary Account	1	328.50
24101	Title I - IASA	3	2,068.10
24106	IDEA-B Entitlement	3	5,434.26
24146	Charter Schools	2	991.88
24154	Teach./Princp. Train & Recruit	1	290.00
24308	CRRSA, ESSER II	1	2,845.00
25171	Child & Adult Food Program	1	9,837.01
25205	Gear Up New Mexico Initiative	4	6,592.02
27149	PreK Initiative	5	3,226.91
Total Number of Checks		59	264,134.47
Less Unpaid Tax Liability			.00
Net (Check Amount)			264,134.47

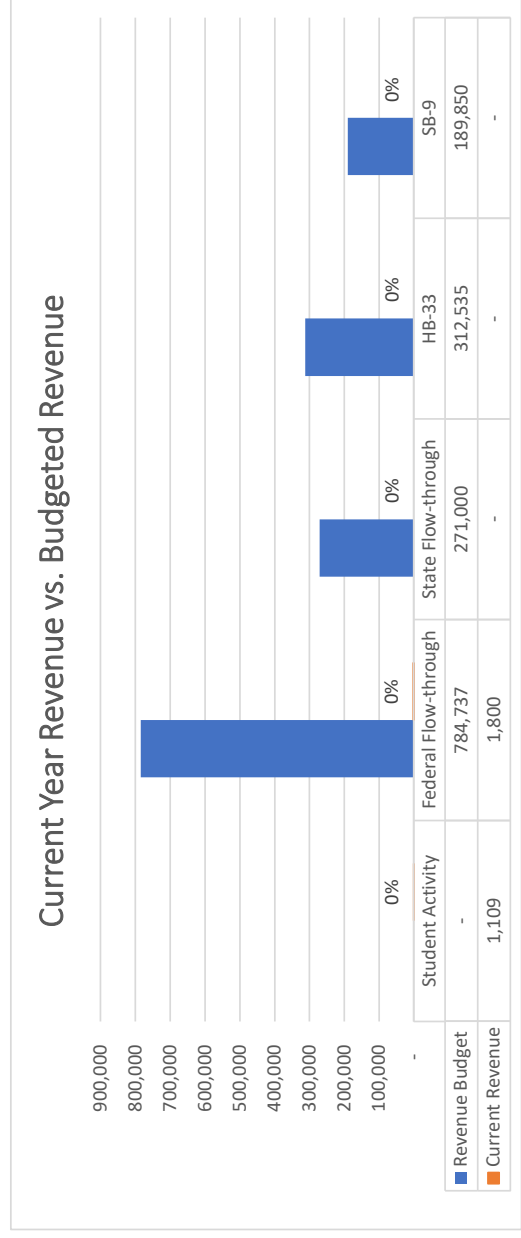
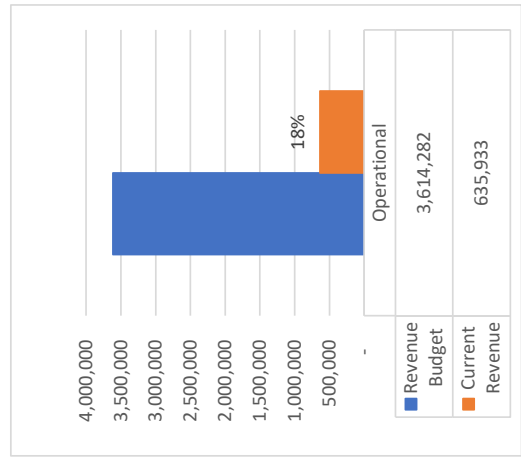
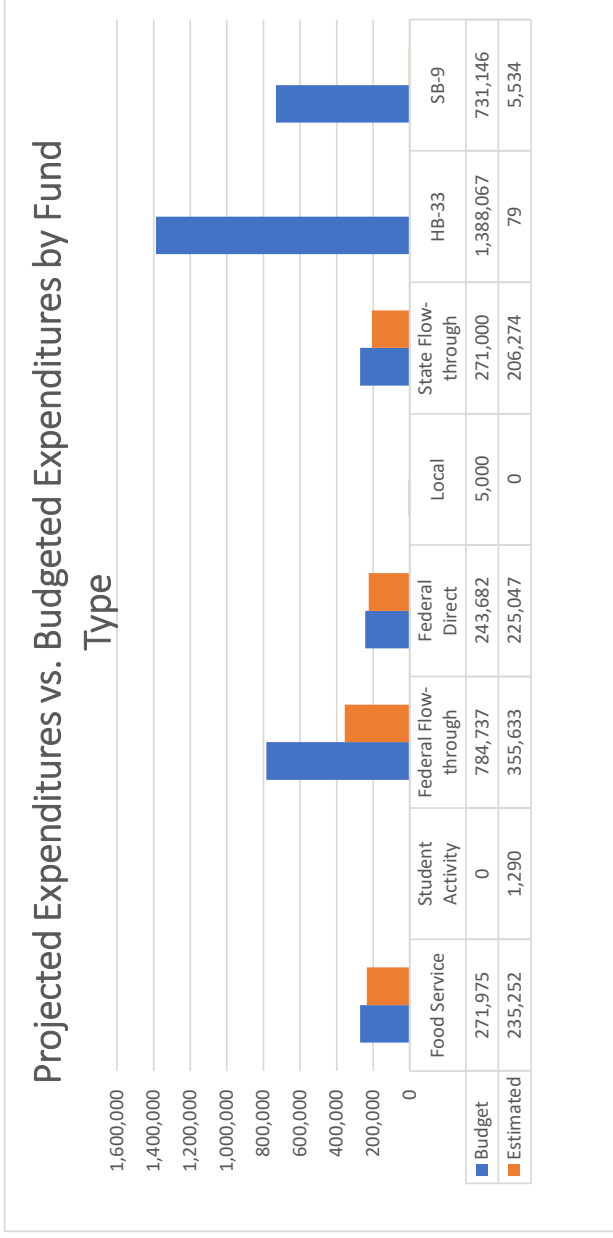
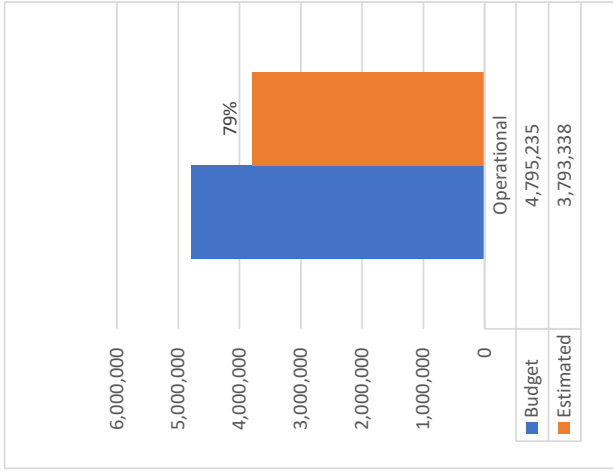
The preceding Checks have been issued in accordance with the District's Policy and authorization of the Board of Trustees. It is recommended that the preceding Checks be approved.



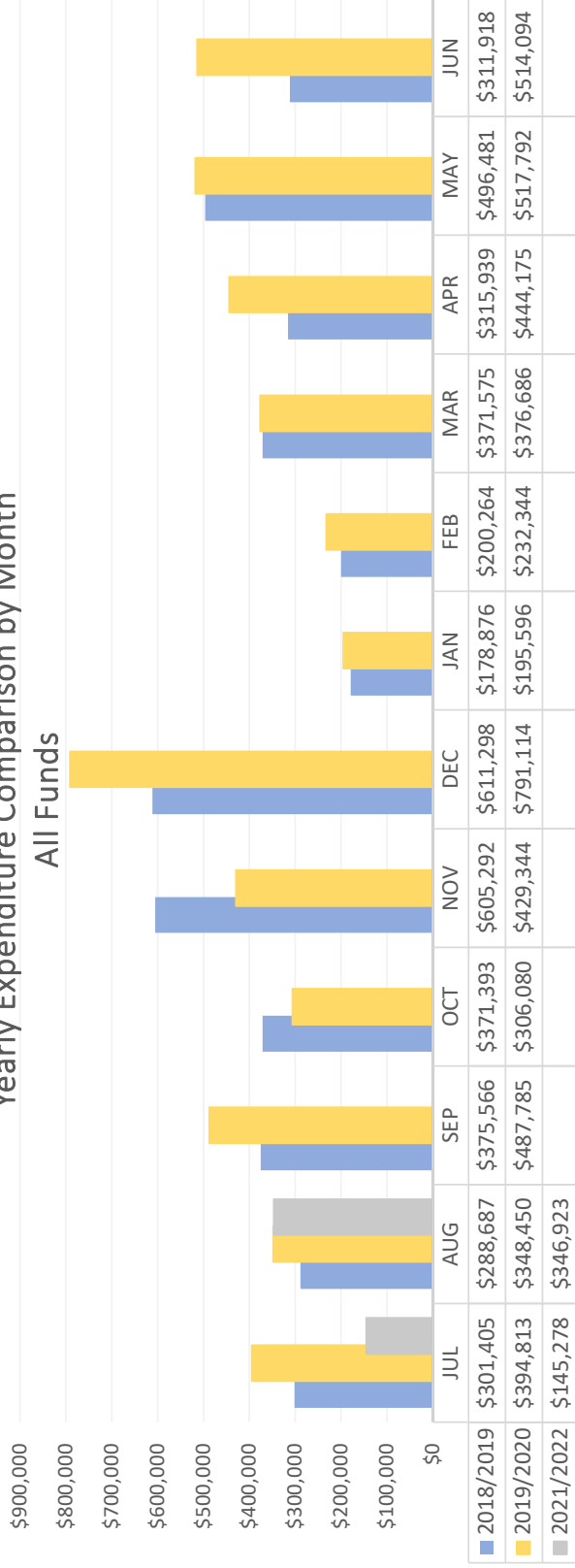
Christine Duncan Heritage Academy

Expenditure Analytical Review

August 31, 2021

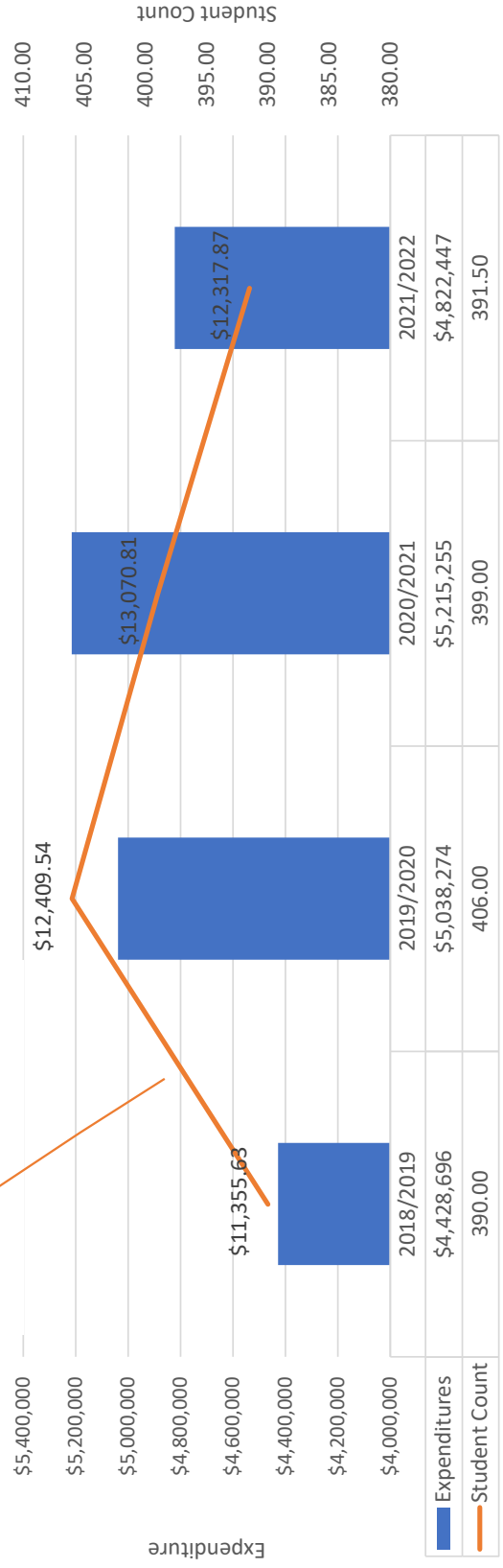


Yearly Expenditure Comparison by Month All Funds

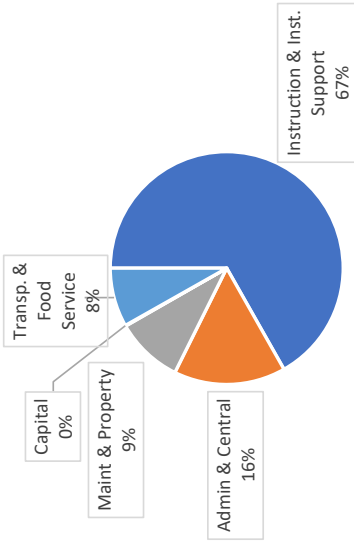


Spending Per Student All Funds

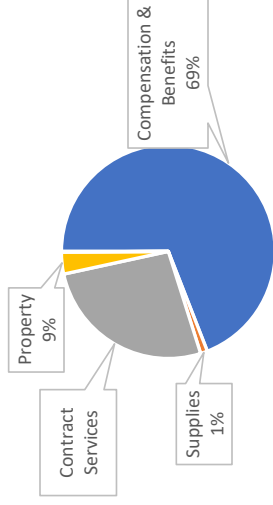
Note: amount per year indicates
Spending Per Student



Estimated Expenditures by Function - All Funds




Estimated Expenditures by Object - All Funds



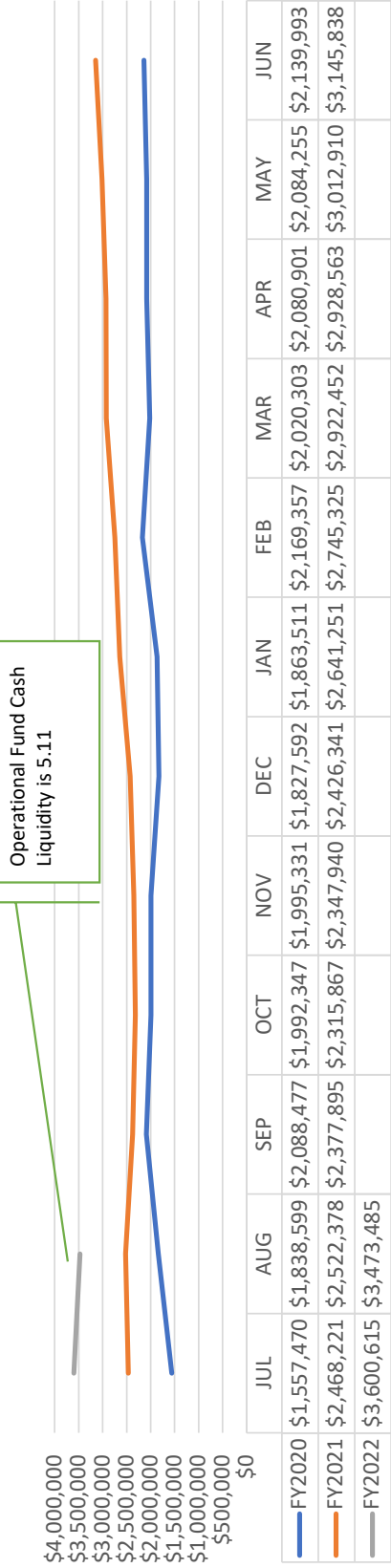
Object Code Change in Percentage by Month (All Funds - Exp & Encumbrance)



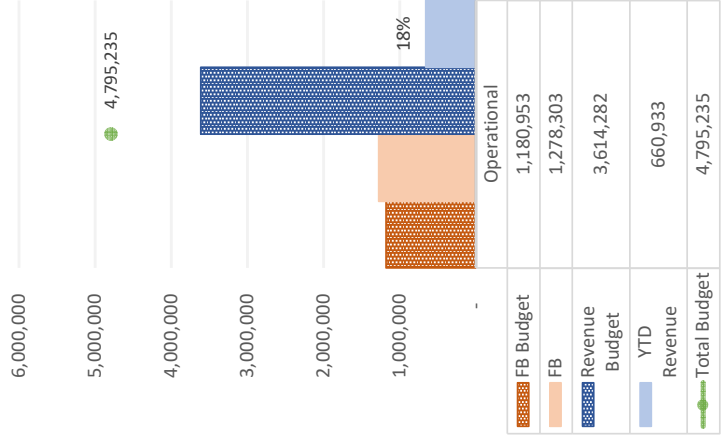
Function Code Change in Percentage by Month (All Funds - Exp & Encumbrance)



Monthly Cash Balance



(Operational Fund Only)



Current Year Revenue vs. Budgeted Revenue & Beg Fund Balance vs. Budgeted Fund Balance



Analyzed Business Checking - PF

Account number: 9790384409 ■ August 1, 2021 - August 31, 2021 ■ Page 1 of 3



CHRISTINE DUNCAN'S HERITAGE ACADEMY
1900 ATRISCO DR NW
ALBUQUERQUE NM 87120-1146

Questions?

Call your Customer Service Officer or Client Services
1-800-AT WELLS (1-800-289-3557)
5:00 AM TO 6:00 PM Pacific Time Monday - Friday

Online: wellsfargo.com

Write: Wells Fargo Bank, N.A. (585)
P.O. Box 6995
Portland, OR 97228-6995

Account summary

Analyzed Business Checking - PF

Account number	Beginning balance	Total credits	Total debits	Ending balance
9790384409	\$3,664,670.15	\$341,565.64	-\$512,932.73	\$3,493,303.06

Credits

Deposits

Effective date	Posted date	Amount	Transaction detail
08/10	08/11	92.36	Reversal of Check Posted 8-10-21 Reposted 8-11-21 for \$92.35 Our Ref: 8-10-21 00000000
		\$92.36	Total deposits

Electronic deposits/bank credits

Effective date	Posted date	Amount	Transaction detail
	08/02	8,841.17	State of NEW Mex Vndr Pymt Nmap0001155616 001-118-2021-31700-0001 31700 Capital Improvemen
	08/04	1,318.50	State of NEW Mex Vndr Pymt Nmap0001161339 001-118-2021-27183-0001 27183 NM Grown Fw 7/1/2
	08/09	20.00	Post Verify Deposit
	08/10	160.00	Post Verify Deposit
	08/11	317,947.20	APS Payments Christine Dncn Christine Duncan Ha Cs
	08/12	45.00	Post Verify Deposit
	08/16	174.98	Post Verify Deposit
	08/17	31.09	Sandoval County APS Dist H 451380 July 2021 Distributio Hb-33
	08/17	15.68	Sandoval County APS Dist C 452476 July 2021 Distribution Sb-9
	08/18	2,300.00	Post Verify Deposit
	08/20	20.00	Post Verify Deposit
	08/20	3,110.96	Bernalillo Count Distr_Pymt Christine Duncans Heri
	08/24	388.00	Post Verify Deposit
	08/27	5,295.70	Tax_Rev_Wwt_Ecks Hist Rtn 210827 85743360 Christine Duncan Herit



Electronic deposits/bank credits (continued)

Effective date	Posted date	Amount	Transaction detail
	08/27	5.00	Tax_Rev_Grt_Ecks Hist Rtn 210827 xxxxx0448 Christine Duncan Herit
	08/31	1,800.00	Post Verify Deposit
		\$341,473.28	Total electronic deposits/bank credits
		\$341,565.64	Total credits

Debits

Electronic debits/bank debits

Effective date	Posted date	Amount	Transaction detail
	08/04	20,687.48	WT Seq#43110 State of NEW Mexico /Bnf=Nmpsia Srf# Gw00000043828639 Trn#210804043110 Rfb# 52
	08/04	40,428.93	ACH Prep Origintn - Christine Duncan - File 7878782339 Coid 1205009183
	08/05	837.06	WT Seq191527 State of NEW Mexico /Bnf=NM Rehtiree Healthcare Srf# Gw00000043889261 Trn#210805191527 Rfb# 53
	08/05	14,688.97	ACH Prep Origintn - Christine Duncan - File 7878782339 Coid 1205009183
	08/06	92,573.00	WT Seq#51463 State of NEW Mexico /Bnf=NM Public Schools Insurance Srf# Gw00000043894432 Trn#210806051463 Rfb# 60
	08/06	12,249.10	< Business to Business ACH Debit - IRS Usat taxpymt 080621 270161843311603 Christine Duncans Heri
	08/06	4,997.66	< Business to Business ACH Debit - IRS Usat taxpymt 080621 270161815771114 Christine Duncans Heri
	08/06	1,397.61	< Business to Business ACH Debit - IRS Usat taxpymt 080621 270161810533146 Christine Duncans Heri
	08/11	359.44	Client Analysis Srvc Chrg 210810 Svc Chge 0721 000009790384409
	08/13	7,098.40	< Business to Business ACH Debit - Nmerb Web Pay 210812 02353 Christine Duncan Herit
	08/18	37,796.85	ACH Prep Origintn - Christine Duncan - File 7878782339 Coid 1205009183
	08/19	47,216.89	ACH Prep Origintn - Christine Duncan - File 7878782339 Coid 1205009183
	08/20	15,933.68	< Business to Business ACH Debit - IRS Usat taxpymt 082021 270163213840001 Christine Duncans Heri
	08/20	11,522.06	< Business to Business ACH Debit - IRS Usat taxpymt 082021 270163263746576 Christine Duncans Heri
	08/25	57.77	Harland Clarke Check/Acc. 082321 01582207575482 Christine Duncan's Her
	08/25	5,295.70	< Business to Business ACH Debit - Tax_Rev_Wwt_Ecks Trd Pmnt 210824 85743360 Christine Duncan Herit
	08/25	5.00	< Business to Business ACH Debit - Tax_Rev_Grt_Ecks Trd Pmnt 210824 xxxxx0448 Christine Duncan Herit
	08/30	37.90	Legalshield Grp Paymt 250741350148716 Christine Duncan Herit
	08/30	37.90	Legalshield Grp Paymt 250741360148716 Christine Duncan Herit
	08/30	367.44	< Business to Business ACH Debit - AFLAC Insurance 082621 L7U96640853 Christine Duncans
		\$313,588.84	Total electronic debits/bank debits

< **Business to Business ACH:** If this is a business account, this transaction has a return time frame of one business day from post date. This time frame does not apply to consumer accounts.



Checks paid

<i>Number</i>	<i>Amount</i>	<i>Date</i>	<i>Number</i>	<i>Amount</i>	<i>Date</i>	<i>Number</i>	<i>Amount</i>	<i>Date</i>
12706	16.00	08/23	12876	92.35	08/03	12918	14,077.83	08/26
12771 *	200.00	08/23	12877	92.35	08/04	12919	280.48	08/26
12776 *	301.80	08/16	12878	92.35	08/02	12920	189.80	08/27
12792 *	219.22	08/19	12879	92.35	08/10	12921	617.45	08/20
12794 *	219.22	08/25	12881 *	92.35	08/02	12922	64.69	08/24
12826 *	340.47	08/10	12882	92.35	08/16	12923	1,735.18	08/26
12839 *	79.98	08/04	12883	92.35	08/03	12924	313.72	08/16
12849 *	280.48	08/03	12884	92.36	08/10	12926 *	1,364.79	08/23
12850	1,600.00	08/02	12884	92.35	08/11	12927	1,740.10	08/20
12851	5,493.53	08/06	12889 *	92.35	08/09	12928	1,064.62	08/23
12853 *	881.11	08/03	12894 *	1,000.00	08/05	12929	1,222.97	08/30
12855 *	38.00	08/05	12895	1,081.04	08/06	12930	1,015.20	08/23
12856	215.75	08/02	12899 *	1,084.95	08/16	12931	1,064.62	08/24
12857	561.06	08/06	12900	79.98	08/16	12932	1,217.23	08/27
12859 *	576.32	08/03	12901	280.48	08/13	12933	1,349.45	08/20
12860	2,650.00	08/05	12902	197.32	08/11	12934	1,548.27	08/24
12861	106.60	08/02	12903	2,717.99	08/25	12935	1,867.48	08/27
12862	1,816.34	08/03	12904	18,353.58	08/25	12937 *	560.96	08/30
12863	817.24	08/04	12905	6,254.05	08/16	12940 *	131.78	08/27
12864	212.80	08/11	12906	1,120.05	08/13	12942 *	47.29	08/26
12865	4,644.23	08/16	12907	1,197.45	08/20	12943	70.39	08/31
12866	2,140.82	08/06	12908	413.94	08/17	12944	75.96	08/30
12867	12.01	08/05	12909	700.00	08/12	12945	220.75	08/30
12868	356.71	08/09	12910	3,236.25	08/23	12946	833.46	08/30
12869	34.50	08/05	12911	540.00	08/18	12948 *	30,550.20	08/31
12870	21,603.05	08/06	12912	29.32	08/11	12949	324.81	08/30
12871	224.38	08/09	12913	35,000.00	08/12	12951 *	97.55	08/27
12872	5,160.46	08/04	12914	514.58	08/12	12952	410.60	08/26
12873	36.91	08/16	12915	700.00	08/16	12953	4,923.23	08/27
12874	2,793.35	08/04	12916	301.57	08/16	12954	94.90	08/26
12875	869.83	08/06	12917	39.90	08/25			

\$199,343.89 Total checks paid

* Gap in check sequence.

\$512,932.73 Total debits

Daily ledger balance summary

<i>Date</i>	<i>Balance</i>	<i>Date</i>	<i>Balance</i>	<i>Date</i>	<i>Balance</i>
07/31	3,664,670.15	08/11	3,752,826.50	08/23	3,574,557.19
08/02	3,671,404.27	08/12	3,716,656.92	08/24	3,572,267.61
08/03	3,667,665.32	08/13	3,708,157.99	08/25	3,545,578.45
08/04	3,598,924.03	08/16	3,694,523.41	08/26	3,528,932.17
08/05	3,579,663.49	08/17	3,694,156.24	08/27	3,525,805.80
08/06	3,436,696.79	08/18	3,658,119.39	08/30	3,522,123.65
08/09	3,436,043.35	08/19	3,610,683.28	08/31	3,493,303.06
08/10	3,435,678.17	08/20	3,581,454.05		

Average daily ledger balance \$3,586,261.95

Status Posted

Journal Entry # CA22-00002

Bank Statement Ending Balance	3,493,303.06
Less: Uncleared Payments	21,264.95
Add: Uncleared Deposits	0.00
Add: Uncleared Other	0.00
Adjusted Bank Balance	3,472,038.11
System Cash Balance	3,472,038.11
Add: Unposted Charges and Interest	0.00
Revised System Cash Balance	3,472,038.11
Difference	0.00

Service Charge	359.44
Interest Earned	0.00
Cleared Payments	507,180.23
Cleared Deposits	336,172.58
Cleared Other	359.44-
Submitted By	JPINEDA, 09/09/2021
Posted By	ZKIRCHGESSNER, 09/10/2021

Uncleared Payments Issued

Check #	Check Amount	Pay To Name	Vendor ID	Emp ID	Bank Acct
11/27/20	219.22	NM Child Supp Enforc Agency	901001		130MAIN
03/31/21	12564	Brady Industries, LLC	000620		130MAIN
03/31/21	12566	Ephesus Office Technologies	000209		130MAIN
06/11/21	12724	NM Child Supp Enforc Agency	901001		130MAIN
06/17/21	12760	Poweron Technology Services	010178		130MAIN
06/21/21	12765	The CLM Group, Inc	010148		130MAIN
06/29/21	12779	Mercedes Lozano		000154	130MAIN
06/30/21	12808(*)	Leos Gonzalez, Rafael	010135		130MAIN
06/30/21	12814	Run to Clean, LLC	010157		130MAIN
07/08/21	12827	Flor D. Jarvis		000165	130MAIN
07/08/21	12828	Mercedes Lozano		000154	130MAIN
07/08/21	12832	Daniela Reyes		000232	130MAIN
07/09/21	12838	Alicia Garcia		010170	130MAIN
07/26/21	12854	Dual Language Education		of New Mexicc 000156	130MAIN
07/30/21	12885	Flor D. Jarvis		000165	130MAIN
07/30/21	12886	Mercedes Lozano		000154	130MAIN
07/30/21	12887	Melissa Y. Maestas		000207	130MAIN
07/30/21	12888	Biri D. Marquez		000222	130MAIN
07/30/21	12891	Luis A. Renteria		000147	130MAIN
07/30/21	12892	Elena I. Zuniga De Meza		000206	130MAIN
08/04/21	VCH-00000122(*)	New Mexico Taxation and		Revenue Dep: 900013	130MAIN
08/13/21	12925	Theresa Bustos		010132	130MAIN
08/20/21	12938	Comcast		000208	130MAIN
08/20/21	12939	Houghton Mifflin Harcourt		000288	130MAIN
08/20/21	12941	Quill Corporation		000214	130MAIN
08/25/21	12947	Albuquerque Public Schools		Graphics 000106	130MAIN

Selection Grouped by: Org, Cash Object, Statement Date - Sorted by: Item date, Item #, (Org = 130, Cash Object IN ('11010'), Bank Statement Date = 8/31/2021, Uncleared Only? = No)

Statement Date 08/31/2021

Cash Object 11010

Status Posted

Journal Entry # CA22-00002

Uncleared Payments Issued	Check #	Check Amount	Pay To Name	Vendor ID	Emp ID	Bank Acct
08/25/21	12950	656.42	Ephesus Office Technologies	000209		130MAIN
08/25/21	Batch 08/25/2021	5,295.70	Metropolitan Life Insurance	901002		130MAIN
08/26/21	12955	200.00	Metropolitan Life Insurance	901002		130MAIN
08/26/21	12958	200.00	Metropolitan Life Insurance	901002		130MAIN
08/26/21	Batch 08/26/2021	5.00				130MAIN
		21,264.95				
			(*) Cancelled Payments			1,202.10

Cleared Payments Issued	Check #	Check Amount	Cleared Amount	Difference	Cleared	Pay To Name	Vendor ID	Emp ID	Bank Acct
05/27/21	12706	16.00	16.00		08/31/21	Espinosa, Rosemary	010120		130MAIN
06/24/21	12771	200.00	200.00		08/31/21	Metropolitan Life Insurance	901002		130MAIN
06/29/21	12776	301.80	301.80		08/31/21	Gina Gonzalez-Young	000227		130MAIN
07/08/21	12826	340.47	340.47		08/31/21	Araceli Gutierrez	000062		130MAIN
07/09/21	12839	79.98	79.98		08/31/21	Alpine Protection LLC	010013		130MAIN
07/26/21	12849	280.48	280.48		08/31/21	Amaros Carpet Cleaning	010114		130MAIN
07/26/21	12850	1,600.00	1,600.00		08/31/21	Bilingual Nation USA LLC	000663		130MAIN
07/26/21	12851	5,493.53	5,493.53		08/31/21	Charter School Nursing Service	000251		130MAIN
07/26/21	12853	881.11	881.11		08/31/21	Crystal Springs	010183		130MAIN
07/26/21	12855	38.00	38.00		08/31/21	Ephesus Office Technologies	000209		130MAIN
07/26/21	12856	215.75	215.75		08/31/21	Moss Adams LLP	901011		130MAIN
07/26/21	12857	561.06	561.06		08/31/21	Quill Corporation	000214		130MAIN
07/26/21	12859	576.32	576.32		08/31/21	School Health Corporation	010068		130MAIN
07/26/21	12860	2,650.00	2,650.00		08/31/21	Thinking Maps, Inc.	010214		130MAIN
07/26/21	12861	106.60	106.60		08/31/21	Verizon Wireless	000206		130MAIN
07/26/21	12862	1,816.34	1,816.34		08/31/21	Western State Fire Protection Co.	000577		130MAIN
07/27/21	12847	1,397.61	1,397.61		08/31/21	EFTPS	900004		130MAIN
07/29/21	12863	817.24	817.24		08/31/21	ABCWUA	000221		130MAIN
07/29/21	12864	212.80	212.80		08/31/21	Albuquerque Public Schools Graphics	000106		130MAIN
07/29/21	12865	4,644.23	4,644.23		08/31/21	Amaros Carpet Cleaning	010114		130MAIN
07/29/21	12866	2,140.82	2,140.82		08/31/21	Association of Charter School Education Ser	000635		130MAIN
07/29/21	12867	12.01	12.01		08/31/21	Brady Industries, LLC	000620		130MAIN
07/29/21	12868	356.71	356.71		08/31/21	Comcast	000208		130MAIN
07/29/21	12869	34.50	34.50		08/31/21	Crystal Springs	010183		130MAIN
07/29/21	12870	21,603.05	21,603.05		08/31/21	Istation	010006		130MAIN
07/29/21	12871	224.38	224.38		08/31/21	Orkin Pest Control	000697		130MAIN
07/29/21	12872	5,160.46	5,160.46		08/31/21	PNM	000178		130MAIN

Selection Grouped by Orig, Cash Object, Statement Date - Sorted by Item date, Item #, (Org = 130, Cash Object IN ('11010'), Bank Statement Date = 8/31/2021, Uncleared Only? = No)

Statement Date 08/31/2021

Cash Object 11010

Status Posted

Journal Entry # CA22-00002

Cleared Payments (continued)		Check Amount	Cleared Amount	Difference	Cleared	Pay To Name	Vendor ID	Emp ID	Bank Acct
Issued	Check #								
07/29/21	12873	36.91	36.91		08/31/21	Roberto Muro	000693		130MAIN
07/29/21	12874	2,793.35	2,793.35		08/31/21	School Equipment, Inc.	010115		130MAIN
07/29/21	12875	869.83	869.83		08/31/21	School Health Corporation	010068		130MAIN
07/30/21	12876	92.35	92.35		08/31/21	Jennie M. Aragon	000195		130MAIN
07/30/21	12877	92.35	92.35		08/31/21	Luz Adriana Arias	000198		130MAIN
07/30/21	12878	92.35	92.35		08/31/21	Barbara J. Bustos	000220		130MAIN
07/30/21	12879	92.35	92.35		08/31/21	Theresa A. Bustos	000218		130MAIN
07/30/21	12881	92.35	92.35		08/31/21	Toni Chavez-Gomez	000228		130MAIN
07/30/21	12882	92.35	92.35		08/31/21	Gina Gonzalez-Young	000227		130MAIN
07/30/21	12883	92.35	92.35		08/31/21	Maria V. Granados Gomez	000201		130MAIN
07/30/21	12884	92.35	92.35		08/31/21	Araceli Gutierrez	000062		130MAIN
07/30/21	12889	92.35	92.35		08/31/21	Sandra Martinez	000143		130MAIN
08/04/21	12894	1,000.00	1,000.00		08/31/21	Leos Gonzalez, Rafael	010135		130MAIN
08/04/21	Batch 08/04/2021	20,687.48	20,687.48		08/31/21				130MAIN
08/05/21	Batch 08/05/2021	837.06	837.06		08/31/21	EFTPS	900004		130MAIN
08/06/21	12791	12,249.10	12,249.10		08/31/21	EFTPS	900004		130MAIN
08/06/21	12792	219.22	219.22		08/31/21	NM Child Supp Enforc Agency	901001		130MAIN
08/06/21	12895	1,081.04	1,081.04		08/31/21	Yoana Rodriguez	000234		130MAIN
08/06/21	12896	4,997.66	4,997.66		08/31/21	EFTPS	900004		130MAIN
08/06/21	12968	92,573.00	92,573.00		08/31/21	NMPSIA Risk	000413		130MAIN
08/06/21	Batch 08/06/2021	55,117.90	55,117.90		08/31/21				130MAIN
08/09/21	12899	1,084.95	1,084.95		08/31/21	Albuquerque Public Schools Graphics	000106		130MAIN
08/09/21	12900	79.98	79.98		08/31/21	Alpine Protection LLC	010013		130MAIN
08/09/21	12901	280.48	280.48		08/31/21	Amaros Carpet Cleaning	010114		130MAIN
08/09/21	12902	197.32	197.32		08/31/21	American Waste Removal, Inc	000573		130MAIN
08/09/21	12903	2,717.99	2,717.99		08/31/21	APS-Transportation Mechanical Cente	000092		130MAIN
08/09/21	12904	18,353.58	18,353.58		08/31/21	Bilingual Multicultural Services, Inc.	000241		130MAIN
08/09/21	12905	6,254.05	6,254.05		08/31/21	Charter School Nursing Service	000251		130MAIN
08/09/21	12906	1,120.05	1,120.05		08/31/21	Cooperative Educational Services	000070		130MAIN
08/09/21	12907	1,197.45	1,197.45		08/31/21	De Lage Landen Financial Services	000411		130MAIN
08/09/21	12908	413.94	413.94		08/31/21	Ephesus Office Technologies	000209		130MAIN
08/09/21	12909	700.00	700.00		08/31/21	Garcias Landscaping	010216		130MAIN
08/09/21	12910	3,236.25	3,236.25		08/31/21	InAccord, P.C.	010081		130MAIN
08/09/21	12911	540.00	540.00		08/31/21	Marcia Lee Unnever, Kids Focus	000579		130MAIN
08/09/21	12912	29.32	29.32		08/31/21	NM Gas Company	000558		130MAIN

Selection Grouped by Org, Cash Object, Statement Date - Sorted by Item date, Item #, (Org = 130, Cash Object IN ('11010'), Bank Statement Date = 8/31/2021, Uncleared Only? = No)

Statement Date 08/31/2021

Cash Object 11010

Status Posted

Journal Entry # CA22-00002

Issued	Check #	Check Amount	Cleared Amount	Difference	Cleared	Pay To Name	Vendor ID	Emp ID	Bank Acct
08/09/21	12913	35,000.00	35,000.00		08/31/21	Saylor Family Trust, LLC	000555		130MAIN
08/09/21	12914	514.58	514.58		08/31/21	Saylor Family Trust, LLC	000555		130MAIN
08/09/21	12915	700.00	700.00		08/31/21	T-Mobile USA Inc	010181		130MAIN
08/09/21	12916	301.57	301.57		08/31/21	Verizon Wireless	000206		130MAIN
08/13/21	12917	39.90	39.90		08/31/21	Albuquerque Public Schools Graphics	000106		130MAIN
08/13/21	12918	14,077.83	14,077.83		08/31/21	Association of Charter School Education Ser	000635		130MAIN
08/13/21	12919	280.48	280.48		08/31/21	Ephesus Office Technologies	000209		130MAIN
08/13/21	12920	189.80	189.80		08/31/21	Jesus A Moncada	000111		130MAIN
08/13/21	12921	617.45	617.45		08/31/21	Literacy Resources LLC	010215		130MAIN
08/13/21	12922	64.69	64.69		08/31/21	Pitney Bowes Purchase Power	000760		130MAIN
08/13/21	12923	1,735.18	1,735.18		08/31/21	Quill Corporation	000214		130MAIN
08/13/21	12924	313.72	313.72		08/31/21	Rachel Gamboa	010198		130MAIN
08/20/21	12793	11,522.06	11,522.06		08/31/21	EFTPS	900004		130MAIN
08/20/21	12794	219.22	219.22		08/31/21	NM Child Supp Enforc Agency	901001		130MAIN
08/20/21	12926	1,364.79	1,364.79		08/31/21	Mahalia A. Aponte	000245		130MAIN
08/20/21	12927	1,740.10	1,740.10		08/31/21	Renee Byrum	000242		130MAIN
08/20/21	12928	1,064.62	1,064.62		08/31/21	Susana Corpus	000238		130MAIN
08/20/21	12929	1,222.97	1,222.97		08/31/21	Maria Del Rosario Gallardo Neyra	000235		130MAIN
08/20/21	12930	1,015.20	1,015.20		08/31/21	Maria A. Garcia	000241		130MAIN
08/20/21	12931	1,064.62	1,064.62		08/31/21	Aracely Gomez	000244		130MAIN
08/20/21	12932	1,217.23	1,217.23		08/31/21	Litzia A. Gonzalez-Orozco	000243		130MAIN
08/20/21	12933	1,349.45	1,349.45		08/31/21	Agustin Hernandez Cordero	000240		130MAIN
08/20/21	12934	1,548.27	1,548.27		08/31/21	Jennaca Hollinger	000239		130MAIN
08/20/21	12935	1,867.48	1,867.48		08/31/21	Jeanett Jimenez	000236		130MAIN
08/20/21	12936	15,933.68	15,933.68		08/31/21	EFTPS	900004		130MAIN
08/20/21	12937	560.96	560.96		08/31/21	Amaros Carpet Cleaning	010114		130MAIN
08/20/21	12940	131.78	131.78		08/31/21	Jesus A Moncada	000111		130MAIN
08/20/21	12942	47.29	47.29		08/31/21	Rachel Gamboa	010198		130MAIN
08/20/21	12943	70.39	70.39		08/31/21	School Health Corporation	010068		130MAIN
08/20/21	12944	75.96	75.96		08/31/21	Veronica Vigil	010191		130MAIN
08/20/21	12945	220.75	220.75		08/31/21	Veronica Vigil	010191		130MAIN
08/20/21	Batch 08/20/2021	92,112.14	92,112.14		08/31/21				130MAIN
08/25/21	12946	833.46	833.46		08/31/21	ABCWUA	000221		130MAIN
08/25/21	12948	30,550.20	30,550.20		08/31/21	Association of Charter School Education Ser	000635		130MAIN
08/25/21	12949	324.81	324.81		08/31/21	Crystal Springs	010183		130MAIN

Selection Grouped by Org, Cash Object, Statement Date - Sorted by Item date, Item #, (Org = 130, Cash Object IN ('11010'), Bank Statement Date = 8/31/2021, Uncleared Only? = No)

Statement Date 08/31/2021

Cash Object 11010

Status Posted

Journal Entry # CA22-00002

Issued	Check #	Check Amount	Cleared Amount	Difference	Cleared	Pay To Name	Vendor ID	Emp ID	Bank Acct
08/25/21	12951	97.55	97.55		08/31/21	Mayra Moncada	MAYMON		130MAIN
08/25/21	12952	410.60	410.60		08/31/21	Melissa Mendonca	010202		130MAIN
08/25/21	12953	4,923.23	4,923.23		08/31/21	PNM	000178		130MAIN
08/25/21	12954	94.90	94.90		08/31/21	Rachel Gamba	010198		130MAIN
08/25/21	12969	57.77	57.77		08/31/21	Harland Clarke	HARCLA		130MAIN
08/26/21	12956	37.90	37.90		08/31/21	Pre-Paid Legal Services, Inc.	901000		130MAIN
08/26/21	12957	367.44	367.44		08/31/21	American Family Life	901012		130MAIN
08/26/21	12959	37.90	37.90		08/31/21	Pre-Paid Legal Services, Inc.	901000		130MAIN
		507,180.23	507,180.23		(*) Cancelled Payments		1,202.10		

Deposited	Deposit #	Deposit Amount	Cleared Amount	Difference	Cleared	Bank Acct
08/02/21	Batch 08/02/2021	8,841.17	8,841.17		08/31/21	130MAIN
08/04/21	Batch 08/04/2021	1,318.50	1,318.50		08/31/21	130MAIN
08/09/21	Batch 08/09/2021	20.00	20.00		08/31/21	130MAIN
08/10/21	Batch 08/10/2021	160.00	160.00		08/31/21	130MAIN
08/11/21	Batch 08/11/2021	317,947.20	317,947.20		08/31/21	130MAIN
08/12/21	Batch 08/12/2021	45.00	45.00		08/31/21	130MAIN
08/16/21	Batch 08/16/2021	174.98	174.98		08/31/21	130MAIN
08/17/21	Batch 08/17/2021	46.77	46.77		08/31/21	130MAIN
08/18/21	Batch 08/18/2021	2,300.00	2,300.00		08/31/21	130MAIN
08/20/21	Batch 08/20/2021	3,130.96	3,130.96		08/31/21	130MAIN
08/24/21	Batch 08/24/2021	388.00	388.00		08/31/21	130MAIN
08/31/21	Batch 08/31/2021	1,800.00	1,800.00		08/31/21	130MAIN
		336,172.58	336,172.58			

Effective	JE #	Amount	Cleared Amount	Difference	Cleared	JE Comment	Bank Acct
08/31/21	CA22-00002	359.44-	359.44-		09/10/21		Bank Acct

Selection Grouped by Org, Cash Object, Statement Date - Sorted by Item date, Item #, (Org = 130, Cash Object IN ('11010'), Bank Statement Date = 8/31/2021, Uncleared Only? = No)

As of 08/31/2021		Fiscal Year 2021/22 Actuals			
Resource	Beginning Balance	Revenue Activity	Expense Activity	Net Activity	Resulting Balance
Fund 11000 - Operational Fund	1,278,303.42	660,933.38	441,718.42	219,214.96	1,497,518.38
Fund 14000 - Inst. Materials Fund	3,088.37	.00	.00	.00	3,088.37
Fund 21000 - Food Services Fund	100,547.14	.00	17,190.77	17,190.77-	83,356.37
Fund 23000 - Non-Instruct. Fund	75.60	627.00	.00	627.00	702.60
Fund 23003 - Chess Club	39.71	.00	.00	.00	39.71
Fund 23004 - Student Council	2,962.08	.00	.00	.00	2,962.08
Fund 23005 - Yearbook	2,109.50	.00	.00	.00	2,109.50
Fund 23006 - Cheer	140.02	.00	.00	.00	140.02
Fund 23007 - Sunshine	181.43	40.00	.00	40.00	221.43
Fund 23010 - Admin Discretionary Account	882.02	1,069.00	328.50	740.50	1,622.52
Fund 23102 - General Activities	2,897.49	.00	.00	.00	2,897.49
Fund 24101 - Title I - IASA	52,876.58-	52,876.58	1,659.00	51,217.58	1,659.00-
Fund 24106 - IDEA-B Entitlement	61,522.49-	61,522.49	4,623.14	56,899.35	4,623.14-
Fund 24118 - Fresh Fruit & Vegetables	7,686.63-	.00	.00	.00	7,686.63-
Fund 24146 - Charter Schools	134,065.89-	134,065.89	.00	134,065.89	.00
Fund 24153 - English Language Acquisition	229.00	.00	.00	.00	229.00
Fund 24154 - Teach./Princp. Train & Recruit	16,159.00-	16,159.00	290.00	15,869.00	290.00-
Fund 24301 - CARES Act	31,791.99-	31,791.99	.00	31,791.99	.00
Fund 24305 - GEERF	700.00-	700.00	.00	700.00	.00
Fund 24307 - CARES Act SEL	6,844.85-	6,844.85	.00	6,844.85	.00
Fund 24308 - CRRSA, ESSER II	.00	.00	2,845.00	2,845.00-	2,845.00-
Fund 24312 - CRRSA Retention Stipends	.00	1,800.00	1,800.00	.00	.00
Fund 25153 - Title XIX MEDICAID 3/21 Years	39,431.00	454.09	.00	454.09	39,885.09
Fund 25171 - Child & Adult Food Program	64,519.94	.00	9,837.01	9,837.01-	54,682.93
Fund 25205 - Gear Up New Mexico Initiative					

Selection Grouped by Fund - Sorted by Resource, (Org = 130, As of Date = 8/31/2021, Actuals = Y, Enc = N, SACS Fund = N, SACS Rsrc = N, SACS = N, Restricted Accts = Y)

As of 08/31/2021	Fiscal Year 2021/22 Actuals				
Resource	Beginning Balance	Revenue Activity	Expense Activity	Net Activity	Resulting Balance
Fund 25205 - Gear Up New Mexico Initiative	51,951.92-	42,075.55	5,570.60	36,504.95	15,446.97-
Fund 26177 - Elementry & Mid Sch Initiative	2,320.34-	2,260.00	.00	2,260.00	60.34-
Fund 27109 - Instructional Materials- GAA	3,500.58	.00	.00	.00	3,500.58
Fund 27149 - PreK Initiative	85,038.20-	85,038.20	3,425.93	81,612.27	3,425.93-
Fund 27183 - NM Grown FVV	1,318.50-	1,318.50	.00	1,318.50	.00
Fund 31200 - Public School Capital Outlay	151,793.50-	151,793.50	.00	151,793.50	.00
Fund 31600 - Capital Improv. HB 33	1,101,652.27	7,931.95	79.32	7,852.63	1,109,504.90
Fund 31700 - Capital Improv. SB9	8,841.17-	8,841.17	2,793.35	6,047.82	2,793.35-
Fund 31701 - Capital Improv. SB9 Local	535,766.40	3,967.17	39.67	3,927.50	539,693.90
Fund 31703 - SB9 State Match Cash	9,854.00	.00	.00	.00	9,854.00
Total for Org	2,533,268.91	1,272,110.31	492,200.71	779,909.60	3,313,178.51

Balances through 08/31/2021

Fiscal Year 2021/22

Funds - Func - Obj ct - Pr gm- Locat n - Jb Cl - Opt n1		Description	Adopted Budget	Revised Budget	Encumbered	Expenditure	Account Balance
Funds 11000 - Operational, Func 1000 - Instruction							
11000-1000-51100-0000-001118-1611-00000		SalariesExpense,Subsickl			20,000.24	3,032.00	23,032.24-
11000-1000-51100-1010-001118-1411-00000		SalariesExpense,Teachers	525,331.00	525,331.00	495,537.14		29,793.86
11000-1000-51100-1010-001118-1413-00000		SalariesExpense,TeachersE	104,169.00	104,169.00	104,682.24		513.24-
11000-1000-51100-1010-001118-1711-00000		SalariesExpense,InstAss1	22,712.00	22,712.00			22,712.00
11000-1000-51100-1010-001118-1713-00000		SalariesExpense,InstAss-	73,461.00	73,461.00	73,823.62		362.62-
11000-1000-51100-2000-001118-1412-00000		SalariesExpense,Teachers	226,795.00	226,795.00	216,545.70		4,430.52
11000-1000-51100-4010-001118-1413-00000		SalariesExpense,TeachersE	93,094.00	93,094.00	92,732.38		361.62
11000-1000-51100-4010-001118-1416-00000		SalariesExpense,TeachersO	321,417.00	321,417.00	413,989.42		92,572.42-
11000-1000-51100-4025-001118-1412-00000		SalariesExpense,Teachers	106,029.00	106,029.00	106,551.12		522.12-
11000-1000-51300-1010-001118-1411-00000		AddnlCompenshn,Teachers	27,000.00	27,000.00			3,135.48
11000-1000-51300-1010-001118-1711-00000		AddnlCompenshn,InstAss1					758.63
11000-1000-51300-2000-001118-1412-00000		AddnlCompenshn,Teachers	4,500.00	4,500.00			4,500.00
11000-1000-51300-4010-001118-1411-00000		AddnlCompenshn,Teachers	18,000.00	18,000.00			18,000.00
11000-1000-51300-4010-001118-1416-00000		AddnlCompenshn,TeachersO	24,000.00	24,000.00	58,314.36		3,846.20
11000-1000-51300-4040-001118-1411-00000		AddnlCompenshn,Teachers					43,683.88-
11000-1000-51300-4040-001118-1711-00000		AddnlCompenshn,InstAss1					12,928.06-
11000-1000-52111-0000-001118-0000-00000		EducRetirement					333.14
11000-1000-52111-1010-001118-0000-00000		EducRetirement	113,995.00	113,995.00	95,905.68		589.96
11000-1000-52111-2000-001118-0000-00000		EducRetirement	34,999.00	34,999.00	26,374.78		881.54
11000-1000-52111-4010-001118-0000-00000		EducRetirement	68,541.00	68,541.00	85,602.40		582.70
11000-1000-52111-4025-001118-0000-00000		EducRetirement	16,064.00	16,064.00	16,142.62		78.62-
11000-1000-52111-4040-001118-0000-00000		EducRetirement					82.25
11000-1000-52112-0000-001118-0000-00000		ERARetireeHilh					43.98
11000-1000-52112-1010-001118-0000-00000		ERARetireeHilh	15,093.00	15,093.00	13,480.48		77.87
11000-1000-52112-2000-001118-0000-00000		ERARetireeHilh	4,628.00	4,628.00	3,481.76		116.38
11000-1000-52112-4010-001118-0000-00000		ERARetireeHilh	9,106.00	9,106.00	11,301.42		76.92
11000-1000-52112-4025-001118-0000-00000		ERARetireeHilh	2,121.00	2,121.00	2,130.96		9.96-
11000-1000-52112-4040-001118-0000-00000		ERARetireeHilh					10.86
11000-1000-52210-0000-001118-0000-00000		FICA Payments			1,239.94		1,427.95-
11000-1000-52210-1010-001118-0000-00000		FICA Payments	46,767.00	46,767.00	41,673.77		303.44
11000-1000-52210-2000-001118-0000-00000		FICA Payments	14,342.00	14,342.00	10,793.50		360.76
11000-1000-52210-4010-001118-0000-00000		FICA Payments	28,214.00	28,214.00	34,933.67		238.46
11000-1000-52210-4025-001118-0000-00000		FICA Payments	6,575.00	6,575.00	6,606.08		31.08-
11000-1000-52210-4040-001118-0000-00000		FICA Payments					3,509.93
11000-1000-52220-0000-001118-0000-00000		MedicarePaymnts			289.90		43.98
11000-1000-52220-1010-001118-0000-00000		MedicarePaymnts	10,949.00	10,949.00	9,745.80		70.96

Selection Grouped by Account Type, Filtered by User Permissions, (Org = 130, Online/Offline = N, Period = 2, UnPosted JES? = N, Assets and Liabilities? = N, Restricted Accts? = Y, Funds = 1.8, Objct = 5, Obj Digits = 0, Page Break Lvl =)

Balances through 08/31/2021

Fiscal Year 2021/22

Funds - Func - Obj ct - Pr gm- Locat n - Jb Cl - Opt n1		Description	Adopted Budget	Revised Budget	Encumbered	Expenditure	Account Balance
Funds 11000 - Operational, Func 1000 - Instruction (continued)							
11000-1000-52220-2000-001118-0000-00000		MedicarePaymnts	3,356.00	3,356.00	2,524.46	84.38	747.16
11000-1000-52220-4010-001118-0000-00000		MedicarePaymnts	6,608.00	6,608.00	8,171.13	55.77	1,618.90-
11000-1000-52220-4025-001118-0000-00000		MedicarePaymnts	1,538.00	1,538.00	1,544.92		6.92-
11000-1000-52220-4040-001118-0000-00000		MedicarePaymnts				820.88	820.88-
11000-1000-52311-1010-001118-0000-00000		Hth&MedPremiums	61,059.00	61,059.00	45,895.07	483.44	14,680.49
11000-1000-52311-2000-001118-0000-00000		Hth&MedPremiums	15,842.00	15,842.00	16,756.55		914.55-
11000-1000-52311-4010-001118-0000-00000		Hth&MedPremiums	44,845.00	44,845.00	28,800.14		16,044.86
11000-1000-52311-4025-001118-0000-00000		Hth&MedPremiums	9,924.00	9,924.00	8,972.07		951.93
11000-1000-52312-0000-001118-0000-00000		Life				62.64	62.64-
11000-1000-52312-1010-001118-0000-00000		Life	969.00	969.00	909.98	36.18	22.84
11000-1000-52312-2000-001118-0000-00000		Life	228.00	228.00	241.96	2.63	16.59-
11000-1000-52312-4010-001118-0000-00000		Life	456.00	456.00	428.69		27.31
11000-1000-52312-4025-001118-0000-00000		Life	114.00	114.00	120.98		6.98-
11000-1000-52313-0000-001118-0000-00000		Dental				28.60	28.60-
11000-1000-52313-1010-001118-0000-00000		Dental	3,395.00	3,395.00	3,087.82		278.58
11000-1000-52313-2000-001118-0000-00000		Dental	598.00	598.00	813.18		215.18-
11000-1000-52313-4010-001118-0000-00000		Dental	1,608.00	1,608.00	1,438.19		169.81
11000-1000-52313-4025-001118-0000-00000		Dental	392.00	392.00	375.59		16.41
11000-1000-52314-0000-001118-0000-00000		Vision				20.40	20.40-
11000-1000-52314-1010-001118-0000-00000		Vision	708.00	708.00	499.83		205.04
11000-1000-52314-2000-001118-0000-00000		Vision	122.00	122.00	145.00		23.00-
11000-1000-52314-4010-001118-0000-00000		Vision	402.00	402.00	318.02		83.98
11000-1000-52314-4025-001118-0000-00000		Vision	76.00	76.00	72.45		3.55
11000-1000-52315-0000-001118-0000-00000		Disability				24.96	24.96-
11000-1000-52315-1010-001118-0000-00000		Disability	947.00	947.00	352.13		578.77
11000-1000-52315-2000-001118-0000-00000		Disability	356.00	356.00	323.40		23.81
11000-1000-52315-4010-001118-0000-00000		Disability	691.00	691.00	212.98		478.02
11000-1000-52315-4025-001118-0000-00000		Disability	365.00	365.00	348.34		16.66
11000-1000-52500-0000-001118-0000-00000		UnemploymntComp			66.04	10.23	76.27-
11000-1000-52500-1010-001118-0000-00000		UnemploymntComp	1,530.00	1,530.00	1,384.17	6.00	139.83
11000-1000-52500-2000-001118-0000-00000		UnemploymntComp	360.00	360.00	338.02		21.98
11000-1000-52500-4010-001118-0000-00000		UnemploymntComp	720.00	720.00	1,216.35	7.43	503.78-
11000-1000-52500-4025-001118-0000-00000		UnemploymntComp	180.00	180.00	171.32		8.68
11000-1000-52500-4040-001118-0000-00000		UnemploymntComp				73.50	73.50-
11000-1000-52710-1010-001118-0000-00000		WorkersCompPrem	11,804.00	11,804.00		12,564.00	760.00-
11000-1000-52710-2000-001118-0000-00000		WorkersCompPrem	3,687.00	3,687.00		3,687.00	

Selection Grouped by Account Type, Filtered by User Permissions, (Org = 130, Online/Offline = N, Period = 2, UnPosted JES? = N, Assets and Liabilities? = N, Restricted Accts? = Y, Funds = 1.8, Objct = 5, Obj Digits = 0, Page Break Lvl =)

Balances through 08/31/2021

Fiscal Year 2021/22

Funds - Func - Obj ct - Pr gm- Locat n - Jb Cl - Opt n1	Description	Adopted Budget	Revised Budget	Encumbered	Expenditure	Account Balance
Funds 11000 - Operational, Func 1000 - Instruction (continued)						
11000-1000-52710-4010-001118-0000-00000	WorkersCompPrem	6,741.00	6,741.00		6,741.00	
11000-1000-52710-4025-001118-0000-00000	WorkersCompPrem	1,725.00	1,725.00		1,725.00	
11000-1000-52720-0000-001118-0000-00000	WorksCompERFee			9.20		9.20-
11000-1000-52720-1010-001118-0000-00000	WorksCompERFee	170.00	170.00	147.20		22.80
11000-1000-52720-2000-001118-0000-00000	WorksCompERFee	40.00	40.00	36.80		3.20
11000-1000-52720-4010-001118-0000-00000	WorksCompERFee	80.00	80.00	92.00		12.00-
11000-1000-52720-4025-001118-0000-00000	WorksCompERFee	20.00	20.00	18.40		1.60
11000-1000-53330-1010-001118-0000-00000	ProfessDevelop	8,100.00	8,100.00	15,259.46		7,159.46-
11000-1000-53330-4040-001118-0000-00000	ProfessDevelop			3,338.88		3,338.88-
11000-1000-53711-1010-001118-0000-00000	Other Charges	500.00	500.00	1,127.64		627.64-
11000-1000-55817-1010-001118-0000-00000	Student Travel	2,000.00	2,000.00			2,000.00
11000-1000-55819-1010-001118-0000-00000	EmpTravTeachers	1,000.00	1,000.00			1,000.00
11000-1000-55915-1010-001118-0000-00000	OthContractSvcs	59,800.00	59,800.00	69,817.50		12,450.00-
11000-1000-56112-1010-001118-0000-00000	Other Textbooks	90,945.00	90,945.00	495.00		90,450.00
11000-1000-56113-1010-001118-0000-00000	Software	43,495.00	43,495.00	3,495.00		18,396.95
11000-1000-56118-1010-001118-0000-00000	GenSuppliesMats	35,000.00	35,000.00	33,366.49		8,209.51-
11000-1000-57331-1010-001118-0000-00000	FixedAssets>\$5k	235,398.00	235,398.00			235,398.00
11000-1000-57331-4030-001118-0000-00000	FixedAssets>\$5k	338,328.00	338,328.00			338,328.00
11000-1000-57331-4040-001118-0000-00000	FixedAssets>\$5k	102,251.00	102,251.00			102,251.00
11000-1000-57332-1010-001118-0000-00000	SupplAssets<\$5k	2,000.00	2,000.00	31,705.59		29,705.59-
Total for Func 1000 and Expense accounts		3,018,375.00	3,018,375.00	2,226,316.92	141,083.40	650,974.68

Funds 11000 - Operational, Func 2100 - SuppSvcsStudents	Description	Adopted Budget	Revised Budget	Encumbered	Expenditure	Account Balance
11000-2100-51100-0000-001118-1211-00000	SalariesExpense,CoordSubs			65,907.84	5,492.32	71,400.16-
11000-2100-51100-4025-001118-1211-00000	SalariesExpense,CoordSubs	62,000.00	62,000.00			62,000.00
11000-2100-51100-4025-001118-1214-00000	SalariesExpense,Couns-Soc	51,271.00	51,271.00	51,524.20		253.20-
11000-2100-51300-0000-001118-1211-00000	AddnlCompenstn,CoordSubs			4,080.00		4,080.00-
11000-2100-51300-0000-001118-1218-00000	AddnlCompenstn,SchlStude			163.62		163.62-
11000-2100-52111-0000-001118-0000-00000	EducRetirement			9,984.96	1,474.99	11,459.95-
11000-2100-52111-4025-001118-0000-00000	EducRetirement	17,161.00	17,161.00	7,805.98		9,355.02
11000-2100-52112-0000-001118-0000-00000	ERARetireeHlth			1,318.08	194.71	1,512.79-
11000-2100-52112-4025-001118-0000-00000	ERARetireeHlth	2,266.00	2,266.00	1,030.38		1,235.62
11000-2100-52210-0000-001118-0000-00000	FICA Payments	7,023.00	7,023.00	4,086.24	616.02	4,702.26-
11000-2100-52210-4025-001118-0000-00000	FICA Payments	7,023.00	7,023.00	3,194.62		3,828.38
11000-2100-52220-0000-001118-0000-00000	MedicarePaymnts			955.68	144.07	1,099.75-
11000-2100-52220-4025-001118-0000-00000	MedicarePaymnts	1,643.00	1,643.00	746.98		896.02
11000-2100-52311-0000-001118-0000-00000	Hth&MedPremiums			4,086.94	557.31	4,644.25-

Selection Grouped by Account Type, Filtered by User Permissions, (Org = 130, Online/Offline = N, Period = 2, UnPosted JES? = N, Assets and Liabilities? = N, Restricted Accts? = Y, Funds = 1.8, Objct = 5, Obj Digits = 0, Page Break Lvl =)

Balances through 08/31/2021

Fiscal Year 2021/22

Funds - Func - Obj ct - Pr grm- Locat n - Jb Cl - Opt n1

Description

Adopted Budget

Revised Budget

Encumbered

Expenditure

Account Balance

Funds 11000 - Operational, Func 2100 - SuppSvcStuents (continued)

11000-2100-52311-4025-001118-0000-00000	Hth&MedPremiums	19,078.00	19,078.00	5,283.56		13,794.44
11000-2100-52312-0000-001118-0000-00000	Life			57.86		65.75-
11000-2100-52312-4025-001118-0000-00000	Life	114.00	114.00	60.49		53.51
11000-2100-52313-0000-001118-0000-00000	Dental			94.38		107.25-
11000-2100-52313-4025-001118-0000-00000	Dental	515.00	515.00	197.34		317.66
11000-2100-52314-0000-001118-0000-00000	Vision			41.36		47.00-
11000-2100-52314-4025-001118-0000-00000	Vision	148.00	148.00	43.24		104.76
11000-2100-52315-4025-001118-0000-00000	Disability	464.00	464.00	168.48		295.52
11000-2100-52500-0000-001118-0000-00000	UnemploymntComp			89.08		89.95-
11000-2100-52500-4025-001118-0000-00000	UnemploymntComp	180.00	180.00	89.11		90.89
11000-2100-52710-4025-001118-0000-00000	WorkersCompPrem	1,842.00	1,842.00			1,842.00
11000-2100-52720-0000-001118-0000-00000	WorksComperFee			9.20		9.20-
11000-2100-52720-4025-001118-0000-00000	WorksComperFee	20.00	20.00	9.20		10.80
11000-2100-53211-2000-001118-0000-00000	DiagsContracted	15,853.00	15,853.00	15,853.00		1,611.30-
11000-2100-53212-2000-001118-0000-00000	SpeechThrpsCont	25,000.00	25,000.00	8,714.17		16,285.83
11000-2100-53213-2000-001118-0000-00000	OecThrpsCont	27,000.00	27,000.00	6,000.00		15,478.15
11000-2100-53330-0000-001118-0000-00000	ProfessDevelop			200.00		200.00-
11000-2100-53414-0000-001118-0000-00000	OthProfTechSvcs	3,900.00	3,900.00	5,817.50		3,217.50-
11000-2100-53711-0000-001118-0000-00000	Other Charges	500.00	500.00			500.00
11000-2100-55915-0000-001118-0000-00000	OthContractSvcs	5,500.00	5,500.00	7,078.09		1,578.09-
11000-2100-55915-4025-001118-0000-00000	OthContractSvcs	59,880.00	59,880.00	6,254.05		53,625.95
11000-2100-56118-0000-001118-0000-00000	GenSuppliesMats	15,000.00	15,000.00			15,000.00
11000-2100-56118-4025-001118-0000-00000	GenSuppliesMats	2,500.00	2,500.00	1,377.71		1,122.29
Total for Func 2100 and Expense accounts		318,858.00	318,858.00	193,111.50		37,993.68
Funds 11000 - Operational, Func 2300 - SuppSvc-Admin						87,752.82
11000-2300-51100-0000-001118-1111-00000	SalariesExpense,Superinte	106,591.00	106,591.00	105,226.59		12,360.80-
11000-2300-52111-0000-001118-0000-00000	EducRetirement	16,149.00	16,149.00	15,941.76		1,872.12-
11000-2300-52112-0000-001118-0000-00000	ERARetireeHlth	2,132.00	2,132.00	2,104.50		247.00-
11000-2300-52210-0000-001118-0000-00000	FICA Payments	6,609.00	6,609.00	6,481.53		717.42-
11000-2300-52220-0000-001118-0000-00000	MedicarePaymnts	1,546.00	1,546.00	1,515.74		167.32-
11000-2300-52311-0000-001118-0000-00000	Hth&MedPremiums	14,845.00	14,845.00	12,253.92		840.52
11000-2300-52312-0000-001118-0000-00000	Life	57.00	57.00	55.23		6.12-
11000-2300-52313-0000-001118-0000-00000	Dental	616.00	616.00	538.86		76.98
11000-2300-52314-0000-001118-0000-00000	Vision	102.00	102.00	89.04		24
11000-2300-52500-0000-001118-0000-00000	UnemploymntComp	90.00	90.00	89.11		.89
11000-2300-52710-0000-001118-0000-00000	WorkersCompPrem	1,733.00	1,733.00			1,733.00

Selection Grouped by Account Type, Filtered by User Permissions, (Org = 130, Online/Offline = N, Period = 2, UnPosted JES? = N, Assets and Liabilities? = N, Restricted Accts? = Y, Funds = 1.8, Objct = 5, Obj Digits = 0, Page Break Lvl =)



Balances through 08/31/2021

Fiscal Year 2021/22

Funds - Func - Obj ct - Pr grm- Locat n - Jb Cl - Opt n1	Description	Adopted Budget	Revised Budget	Encumbered	Expenditure	Account Balance
Funds 11000 - Operational, Func 2300 - SupptSvcs-Admin (continued)						
11000-2300-.52720-.0000-.001118-.0000-.00000	WorksCompERFee	10.00	10.00	9.20		.80
11000-2300-.53411-.0000-.001118-.0000-.00000	Auditing	15,000.00	15,000.00	21,625.00	215.75	6,840.75-
11000-2300-.53413-.0000-.001118-.0000-.00000	Legal	32,363.00	32,363.00	29,126.75	3,236.25	
11000-2300-.53711-.0000-.001118-.0000-.00000	Other Charges	500.00	500.00			500.00
11000-2300-.55812-.0000-.001118-.0000-.00000	Board Training	2,500.00	2,500.00	2,700.00		200.00-
Total for Func 2300 and Expense accounts		200,843.00	200,843.00	197,757.23	24,154.69	21,068.92-
Funds 11000 - Operational, Func 2400 - SupsvcsSchAdmin						
11000-2400-.51100-.0000-.001118-.1112-.00000	SalariesExpense,Principal	71,050.00	71,050.00	64,614.74	5,384.56	1,050.70
11000-2400-.51100-.0000-.001118-.1217-.00000	SalariesExpense,SecClerTe	82,267.00	82,267.00	80,457.16	8,973.60	7,163.76-
11000-2400-.51200-.0000-.001118-.1217-.00000	OvertimeExpense,SecClerTe	4,000.00	4,000.00		67.59	3,932.41
11000-2400-.51300-.0000-.001118-.1217-.00000	AddnlCompensn,SecClerTe			2,000.16	3,695.40	5,695.56-
11000-2400-.52111-.0000-.001118-.0000-.00000	EducRetirement	23,796.00	23,796.00	22,281.36	2,745.33	1,230.69-
11000-2400-.52112-.0000-.001118-.0000-.00000	ERARetireeHlth	3,147.00	3,147.00	2,941.44	362.42	156.86-
11000-2400-.52210-.0000-.001118-.0000-.00000	FICA Payments	9,757.00	9,757.00	9,118.32	1,135.90	497.22-
11000-2400-.52220-.0000-.001118-.0000-.00000	MedicarePaymnts	2,283.00	2,283.00	2,132.64	265.66	115.30-
11000-2400-.52311-.0000-.001118-.0000-.00000	Hth&MedPremiums	18,353.00	18,353.00	12,459.70	1,380.49	4,512.81
11000-2400-.52312-.0000-.001118-.0000-.00000	Life	228.00	228.00	228.81	34.19	35.00-
11000-2400-.52313-.0000-.001118-.0000-.00000	Dental	533.00	533.00	479.16	44.34	9.50
11000-2400-.52314-.0000-.001118-.0000-.00000	Vision	151.00	151.00	84.36	5.96	60.68
11000-2400-.52315-.0000-.001118-.0000-.00000	Disability	378.00	378.00	285.25	17.15	75.60
11000-2400-.52500-.0000-.001118-.0000-.00000	UnemploymntComp	360.00	360.00	357.33	60.46	57.79-
11000-2400-.52710-.0000-.001118-.0000-.00000	WorkersCompPrem	2,494.00	2,494.00		2,494.00	
11000-2400-.52720-.0000-.001118-.0000-.00000	WorksCompERFee	40.00	40.00	36.80		3.20
11000-2400-.53330-.0000-.001118-.0000-.00000	ProfessDevelop	500.00	500.00	375.00		125.00
11000-2400-.53711-.0000-.001118-.0000-.00000	Other Charges	4,631.00	4,631.00	4,987.50		356.50-
11000-2400-.54630-.0000-.001118-.0000-.00000	RentalCompEqpmt	11,000.00	11,000.00	11,941.07	1,197.45	2,138.52-
11000-2400-.55915-.0000-.001118-.0000-.00000	OthContractSvcs	8,394.00	8,394.00	7,561.36	1,388.84	556.20-
11000-2400-.56118-.0000-.001118-.0000-.00000	GenSuppliesMats	20,600.00	20,600.00	8,219.01	618.02	11,762.97
Total for Func 2400 and Expense accounts		263,962.00	263,962.00	230,561.17	29,871.36	3,529.47
Funds 11000 - Operational, Func 2500 - Central Svcs						
11000-2500-.51100-.0000-.001118-.1511-.00000	SalariesExpense,Data Proc	25,000.00	25,000.00			25,000.00
11000-2500-.52111-.0000-.001118-.0000-.00000	EducRetirement	3,788.00	3,788.00			3,788.00
11000-2500-.52112-.0000-.001118-.0000-.00000	ERARetireeHlth	500.00	500.00			500.00
11000-2500-.52210-.0000-.001118-.0000-.00000	FICA Payments	1,550.00	1,550.00			1,550.00
11000-2500-.52220-.0000-.001118-.0000-.00000	MedicarePaymnts	363.00	363.00			363.00
11000-2500-.52311-.0000-.001118-.0000-.00000	Hth&MedPremiums	13,233.00	13,233.00			13,233.00
Total for Func 2500 and Expense accounts		29,994.00	29,994.00			29,994.00

Selection Grouped by Account Type. Filtered by User Permissions. (Org = 130, Online/Offline = N, Period = 2, UnPosted JEs? = N, Assets and Liabilities? = N, Restricted Accts? = Y, Funds = 1.8, Objct = 5, Obj Digits = 0, Page Break Lvl =)

Balances through 08/31/2021

Fiscal Year 2021/22

Funds - Func - Obj ct - Pr gm- Locat n - Jb Cl - Opt n1	Description	Adopted Budget	Revised Budget	Encumbered	Expenditure	Account Balance
Funds 11000 - Operational, Func 2500 - Central Svcs (continued)						
11000-2500-52312-0000-001118-0000-00000	Life	57.00	57.00			57.00
11000-2500-52313-0000-001118-0000-00000	Dental	309.00	309.00			309.00
11000-2500-52314-0000-001118-0000-00000	Vision	102.00	102.00			102.00
11000-2500-52315-0000-001118-0000-00000	Disability	288.00	288.00			288.00
11000-2500-52500-0000-001118-0000-00000	UnemploymntComp	90.00	90.00			90.00
11000-2500-52710-0000-001118-0000-00000	WorkersCompPrem	407.00	407.00			407.00
11000-2500-52720-0000-001118-0000-00000	WorksCompERFee	10.00	10.00			10.00
11000-2500-53414-0000-001118-0000-00000	OthProfTechSvcs	237,156.00	237,156.00	211,315.19	17,355.47	8,485.34
11000-2500-53711-0000-001118-0000-00000	Other Charges	7,000.00	7,000.00	100.00		6,900.00
11000-2500-55400-0000-001118-0000-00000	Advertising	700.00	700.00			700.00
11000-2500-55915-0000-001118-0000-00000	OthContractSvcs	3,500.00	3,500.00	2,695.32	106.60	698.08
11000-2500-56113-0000-001118-0000-00000	Software	18,020.00	18,020.00	17,260.00		16,500.00-
11000-2500-56118-0000-001118-0000-00000	GenSuppliesMats	500.00	500.00	57.77-	57.77	500.00
Total for Func 2500 and Expense accounts		312,573.00	312,573.00	231,312.74	35,186.84	46,073.42
Funds 11000 - Operational, Func 2600 - Op&MaintoPlant						
11000-2600-51100-0000-001118-1615-00000	SalariesExpense,Custodial	44,393.00	44,393.00	41,179.68	5,625.86	2,412.54-
11000-2600-51200-0000-001118-1615-00000	OvertimeExpense,Custodial				200.30	200.30-
11000-2600-51300-0000-001118-1615-00000	AddnlCompenshn,Custodial	3,000.00	3,000.00		8,501.65	5,501.65-
11000-2600-52111-0000-001118-0000-00000	EducRetirement	7,152.00	7,152.00	6,238.80	1,859.03	945.83-
11000-2600-52112-0000-001118-0000-00000	ERARetireeHlth	948.00	948.00	823.44	245.42	120.86-
11000-2600-52210-0000-001118-0000-00000	FICA Payments	2,940.00	2,940.00	2,553.12	906.91	520.03-
11000-2600-52220-0000-001118-0000-00000	MedicarePaymnts	688.00	688.00	597.12	212.09	121.21-
11000-2600-52311-0000-001118-0000-00000	Hth&MedPremiums	5,120.00	5,120.00	4,427.50	402.50	290.00
11000-2600-52312-0000-001118-0000-00000	Life	114.00	114.00	115.72	10.52	12.24-
11000-2600-52313-0000-001118-0000-00000	Dental	224.00	224.00	204.60	18.60	.80
11000-2600-52314-0000-001118-0000-00000	Vision	49.00	49.00	44.88	4.08	.04
11000-2600-52500-0000-001118-0000-00000	UnemploymntComp	180.00	180.00	135.61	31.54	12.85
11000-2600-52710-0000-001118-0000-00000	WorkersCompPrem	723.00	723.00		723.00	
11000-2600-52720-0000-001118-0000-00000	WorksCompERFee	20.00	20.00	18.40		1.60
11000-2600-54312-0000-001118-0000-00000	MntRepBldgsGrnds	1,000.00	1,000.00	360.00	1,816.34	1,176.34-
11000-2600-54411-0000-001118-0000-00000	Electricity	48,000.00	48,000.00	57,945.50	8,913.76	18,859.26-
11000-2600-54412-0000-001118-0000-00000	NatGasBuildings	2,000.00	2,000.00	2,324.39	19.55	343.94-
11000-2600-54415-0000-001118-0000-00000	Water/Sewage	10,000.00	10,000.00	10,219.02	2,047.97	2,266.99-
11000-2600-54416-0000-001118-0000-00000	CommunicatnSvcs	14,500.00	14,500.00	22,134.77	1,714.42	9,349.19-
11000-2600-54610-0000-001118-0000-00000	RenllandBldngs	168,834.00	168,834.00	35,496.08	71,019.91	62,318.01
11000-2600-55200-0000-001118-0000-00000	PropertyLiabns	53,372.00	53,372.00		53,372.00	

Selection Grouped by Account Type, Filtered by User Permissions, (Org = 130, Online/Offline = N, Period = 2, UnPosted JES? = N, Assets and Liabilities? = N, Restricted Accts? = Y, Funds = 1.8, Objct = 5, Obj Digits = 0, Page Break Lvl =)

Balances through 08/31/2021

Fiscal Year 2021/22

Funds - Func - Obj ct - Pr grm- Locat n - Jb Cl - Opt n1	Description	Adopted Budget	Revised Budget	Encumbered	Expenditure	Account Balance
Funds 11000 - Operational, Func 2600 - Op&MaintoPlant (continued)						
11000-2600-.55915-.0000-.001118-.0000-.00000	OthContractsSvcs	73,030.00	73,030.00	83,163.95	12,154.87	22,288.82-
11000-2600-.56118-.0000-.001118-.0000-.00000	GenSuppliesMats	20,000.00	20,000.00	3,352.53	897.16	15,750.31
11000-2600-.56216-.0000-.001118-.0000-.00000	MaintnSuppsPars	2,000.00	2,000.00	500.00		1,500.00
11000-2600-.57331-.0000-.001118-.0000-.00000	FixedAssets>\$5k	187,337.00	187,337.00			187,337.00
11000-2600-.57332-.0000-.001118-.0000-.00000	SupplAssets<\$5k	35,000.00	35,000.00	725.00		34,275.00
Total for Func 2600 and Expense accounts		680,624.00	680,624.00	272,560.11	170,697.48	237,366.41
Funds 11000 - Operational, Func 2700 - StudentTranspnt						
11000-2700-.55100-.0000-.001118-.0000-.00000	StudentTransSvcs				2,717.99	2,717.99-
Total for Func 2700 and Expense accounts		.00	.00	.00	2,717.99	2,717.99-
Funds 11000 - Operational, Func 2900 - Oth Suppt Svcs						
11000-2900-.58211-.0000-.001118-.0000-.00000	TaxLiab/Penalty				5.00	5.00-
Total for Func 2900 and Expense accounts		.00	.00	.00	5.00	5.00-
Funds 11000 - Operational, Func 3100 - FoodSvcsOpertns						
11000-3100-.52210-.0000-.001118-.0000-.00000	FICA Payments				6.20	6.20-
11000-3100-.52220-.0000-.001118-.0000-.00000	MedicarePaymnts				1.45	1.45-
11000-3100-.52500-.0000-.001118-.0000-.00000	UnemploymntComp				.33	.33-
Total for Func 3100 and Expense accounts		.00	.00	.00	7.98	7.98-
Total for Funds 11000		4,795,235.00	4,795,235.00	3,351,619.67	441,718.42	1,001,896.91
Funds 14000 - TotlmsMatSubFnd, Func 1000 - Instruction						
14000-1000-.56111-.1010-.001118-.0000-.00000	InsMatCsh50%Txb	3,088.00	3,088.00			3,088.00
Total for Funds 14000, Func 1000 and Expense accounts		3,088.00	3,088.00	.00	.00	3,088.00
Funds 21000 - Food Svcs, Func 3100 - FoodSvcsOpertns						
21000-3100-.51100-.0000-.001118-.1217-.00000	SalariesExpense,SecClerTe	17,059.00	17,059.00	17,143.10		84.10-
21000-3100-.51300-.0000-.001118-.1217-.00000	AdmtlCompenshn,SecClerTe	2,665.00	2,665.00			2,665.00
21000-3100-.52111-.0000-.001118-.0000-.00000	EducRetirement	2,963.00	2,963.00	2,597.14		365.86
21000-3100-.52112-.0000-.001118-.0000-.00000	ERARetireeHlth	396.00	396.00	342.94		53.06
21000-3100-.52210-.0000-.001118-.0000-.00000	FICA Payments	1,224.00	1,224.00	1,062.88		161.12
21000-3100-.52220-.0000-.001118-.0000-.00000	MedicarePaymnts	287.00	287.00	248.56		38.44
21000-3100-.52312-.0000-.001118-.0000-.00000	Life	57.00	57.00	60.49		3.49-
21000-3100-.52500-.0000-.001118-.0000-.00000	UnemploymntComp	90.00	90.00	56.68		33.32
21000-3100-.52710-.0000-.001118-.0000-.00000	WorkersCompPrem	278.00	278.00		278.00	
21000-3100-.52720-.0000-.001118-.0000-.00000	WorksCompERFee	10.00	10.00	9.20		.80
21000-3100-.53330-.0000-.001118-.0000-.00000	ProfessDevelop	200.00	200.00			200.00
21000-3100-.54411-.0000-.001118-.0000-.00000	Electricity	6,300.00	6,300.00	7,975.16		2,845.09-
21000-3100-.54412-.0000-.001118-.0000-.00000	NatGasBuildings	1,000.00	1,000.00	1,334.17		343.94-

Selection Grouped by Account Type, Filtered by User Permissions, (Org = 130, Online/Offline = N, Period = 2, UnPosted JES? = N, Assets and Liabilities? = N, Restricted Accts? = Y, Funds = 1,8, Objct = 5, Obj Digits = 0, Page Break Lvl =)

130 - Christine Duncan Heritage

Balances through 08/31/2021

Fiscal Year 2021/22

Funds - Func - Obj ct - Pr gm- Locat n - Jb Cl - Opt n1	Description	Adopted Budget	Revised Budget	Encumbered	Expenditure	Account Balance
Funds 21000 - Food Svcs, Func 3100 - FoodSvcsOpertns (continued)						
21000-3100-54415-0000-001118-0000-00000	Water/Sewage	2,200.00	2,200.00	2,295.34	471.41	566.75-
21000-3100-55915-0000-001118-0000-00000	OthContractsSvcs	200,000.00	200,000.00	184,935.67	15,261.66	197.33-
21000-3100-57331-0000-001118-0000-00000	FixedAssets>\$5k	37,246.00	37,246.00			37,246.00
Total for Funds 21000, Func 3100 and Expense accounts		271,975.00	271,975.00	218,061.33	17,190.77	36,722.90
Funds 23004 - Student Council, Func 1000 - Instruction						
23004-1000-56118-1010-001118-0000-00000	GensSuppliesMats			447.75		447.75-
Total for Funds 23004, Func 1000 and Expense accounts		.00	.00	447.75	.00	447.75-
Funds 23007 - Staff donations, Func 1000 - Instruction						
23007-1000-56118-1010-001118-0000-00000	GensSuppliesMats			34.01		34.01-
Total for Funds 23007, Func 1000 and Expense accounts		.00	.00	34.01	.00	34.01-
Funds 23010 - Admin Discr, Func 1000 - Instruction						
23010-1000-56118-1010-001118-0000-00000	GensSuppliesMats			480.00		808.50-
Total for Funds 23010, Func 1000 and Expense accounts		.00	.00	480.00	328.50	808.50-
Funds 24101 - Title I - IASA, Func 1000 - Instruction						
24101-1000-51100-1010-001118-1411-00000	SalariesExpense,Teachers	51,787.00	51,787.00	82,951.70		31,164.70-
24101-1000-51100-1010-001118-1711-00000	SalariesExpense,InstAsst1	17,387.00	17,387.00	17,473.04		86.04-
24101-1000-51300-1010-001118-1411-00000	AddnlCompenstrn, Teachers	8,092.00	8,092.00			8,092.00
24101-1000-52111-0000-001118-0000-00000	EducRetirement	11,627.00	11,627.00			11,627.00
24101-1000-52111-1010-001118-0000-00000	EducRetirement			15,214.42		15,214.42-
24101-1000-52112-0000-001118-0000-00000	ERARetireeHlth	1,546.00	1,546.00			1,546.00
24101-1000-52112-1010-001118-0000-00000	ERARetireeHlth			2,008.50		2,008.50-
24101-1000-52210-0000-001118-0000-00000	FICA Payments	4,791.00	4,791.00			4,791.00
24101-1000-52210-1010-001118-0000-00000	FICA Payments			6,226.48		6,226.48-
24101-1000-52220-0000-001118-0000-00000	MedicarePaymnts	1,122.00	1,122.00			1,122.00
24101-1000-52220-1010-001118-0000-00000	MedicarePaymnts			1,456.00		1,456.00-
24101-1000-52312-0000-001118-0000-00000	Life	114.00	114.00			114.00
24101-1000-52312-1010-001118-0000-00000	Life			152.66		152.66-
24101-1000-52313-1010-001118-0000-00000	Dental			154.08		154.08-
24101-1000-52314-1010-001118-0000-00000	Vision			50.88		50.88-
24101-1000-52315-0000-001118-0000-00000	Disability	178.00	178.00			178.00
24101-1000-52315-1010-001118-0000-00000	Disability			170.20		170.20-
24101-1000-52500-0000-001118-0000-00000	UnemploymntComp	180.00	180.00			180.00
24101-1000-52500-1010-001118-0000-00000	UnemploymntComp			218.42		218.42-
24101-1000-52710-0000-001118-0000-00000	WorkersCompPrem	1,125.00	1,125.00			1,125.00

Selection Grouped by Account Type, Filtered by User Permissions, (Org = 130, Online/Offline = N, Period = 2, UnPosted JES? = N, Assets and Liabilities? = N, Restricted Accts? = Y, Funds = 1.8, Objct = 5, Obj Digits = 0, Page Break Lvl =)

Balances through 08/31/2021

Fiscal Year 2021/22

Funds - Func - Obj ct - Pr gm- Locat n - Jb Cl - Opt n1	Description	Adopted Budget	Revised Budget	Encumbered	Expenditure	Account Balance
Funds 24101 - Title I - IASA, Func 1000 - Instruction (continued)						
24101-1000-52720-0000-001118-0000-00000	WorkrsCompERFee	20.00	20.00			20.00
24101-1000-52720-1010-001118-0000-00000	WorkrsCompERFee			23.00		23.00-
	Total for Func 1000 and Expense accounts	97,969.00	97,969.00	126,099.38	1,125.00	29,255.38-
Funds 24101 - Title I - IASA, Func 2100 - SuppsvcsStuents						
24101-2100-51100-0000-001118-1218-00000	SalariesExpense,SchStude	32,805.00	32,805.00	32,967.22		162.22-
24101-2100-52111-0000-001118-0000-00000	EducRetirement	4,970.00	4,970.00	4,994.60		24.60-
24101-2100-52112-0000-001118-0000-00000	ERARetireeHlth	657.00	657.00	659.36		2.36-
24101-2100-52210-0000-001118-0000-00000	FICA Payments	2,034.00	2,034.00	2,043.86		9.86-
24101-2100-52220-0000-001118-0000-00000	MedicarePaymnts	476.00	476.00	478.14		2.14-
24101-2100-52312-0000-001118-0000-00000	Life	57.00	57.00	60.49		3.49-
24101-2100-52500-0000-001118-0000-00000	UnemploymntComp	90.00	90.00	79.77		10.23
24101-2100-52710-0000-001118-0000-00000	WorkrsCompPrem	534.00	534.00		534.00	
24101-2100-52720-0000-001118-0000-00000	WorkrsCompERFee	10.00	10.00	9.20		.80
24101-2100-53711-0000-001118-0000-00000	Other Charges	3,262.00	3,262.00			3,262.00
	Total for Func 2100 and Expense accounts	44,895.00	44,895.00	41,292.64	534.00	3,068.36
	Total for Funds 24101	142,864.00	142,864.00	167,392.02	1,659.00	26,187.02-

Funds 24106 - IDEABEntitlement, Func 1000 - Instruction	Description	Adopted Budget	Revised Budget	Encumbered	Expenditure	Account Balance
24106-1000-51100-2000-001118-1712-00000	SalariesExpense,InstAssst	31,702.00	31,702.00	30,109.56		1,592.44
24106-1000-51200-2000-001118-1712-00000	OvertimeExpense,InstAssst	3,000.00	3,000.00			3,000.00
24106-1000-51300-2000-001118-1712-00000	AddnlCompenshn,InstAssst	6,554.00	6,554.00			6,554.00
24106-1000-52111-0000-001118-0000-00000	EducRetirement	6,090.00	6,090.00			6,090.00
24106-1000-52111-2000-001118-0000-00000	EducRetirement			4,561.70		4,561.70-
24106-1000-52112-0000-001118-0000-00000	ERARetireeHlth	687.00	687.00			687.00
24106-1000-52112-2000-001118-0000-00000	ERARetireeHlth			602.42		602.42-
24106-1000-52210-0000-001118-0000-00000	FICA Payments	2,124.00	2,124.00			2,124.00
24106-1000-52210-2000-001118-0000-00000	FICA Payments			1,866.80		1,866.80-
24106-1000-52220-0000-001118-0000-00000	MedicarePaymnts	499.00	499.00			499.00
24106-1000-52220-2000-001118-0000-00000	MedicarePaymnts			436.80		436.80-
24106-1000-52311-0000-001118-0000-00000	Hth&MedPremiums	8,306.00	8,306.00			8,306.00
24106-1000-52311-2000-001118-0000-00000	Hth&MedPremiums			6,604.45		6,604.45-
24106-1000-52312-0000-001118-0000-00000	Life	114.00	114.00		73.30	40.70
24106-1000-52312-2000-001118-0000-00000	Life			120.98		120.98-
24106-1000-52313-0000-001118-0000-00000	Dental	258.00	258.00			258.00
24106-1000-52313-2000-001118-0000-00000	Dental			230.23		230.23-
24106-1000-52314-0000-001118-0000-00000	Vision	57.00	57.00			57.00

Selection Grouped by Account Type, Filtered by User Permissions, (Org = 130, Online/Offline = N, Period = 2, UnPosted JES? = N, Assets and Liabilities? = N, Restricted Accts? = Y, Funds = 1.8, Objct = 5, Obj Digits = 0, Page Break Lvl =)

130 - Christine Duncan Heritage

Balances through 08/31/2021

Fiscal Year 2021/22

Funds - Func - Obj ct - Pr gm- Locat n - Jb Cl - Opt n1	Description	Adopted Budget	Revised Budget	Encumbered	Expenditure	Account Balance
Funds 24106 - IDEABEntitlemnt, Func 1000 - Instruction (continued)						
24106-1000-52314-2000-001118-0000-00000	Vision			50.37		50.37-
24106-1000-52315-0000-001118-0000-00000	Disability				30.28	30.28-
24106-1000-52500-0000-001118-0000-00000	UnemploymntComp	180.00	180.00			180.00
24106-1000-52500-2000-001118-0000-00000	UnemploymntComp			99.32		99.32-
24106-1000-52710-0000-001118-0000-00000	WorkersCompPrem	402.00	402.00		402.00	
24106-1000-52720-0000-001118-0000-00000	WorksCompERFee	20.00	20.00			20.00
24106-1000-52720-2000-001118-0000-00000	WorksCompERFee			18.40		18.40-
Total for Func 1000 and Expense accounts		59,993.00	59,993.00	44,701.03	505.58	14,786.39
Funds 24106 - IDEABEntitlemnt, Func 2100 - SuppsvcsStudnts						
24106-2100-53212-2000-001118-0000-00000	SpeechThrsCont	45,431.00	45,431.00	43,636.00	4,117.56	2,322.56-
Total for Func 2100 and Expense accounts		45,431.00	45,431.00	43,636.00	4,117.56	2,322.56-
Total for Funds 24106		105,424.00	105,424.00	88,337.03	4,623.14	12,463.83
Funds 24118 - FreshFruit&Vegs, Func 3100 - FoodSvcsOpertns						
24118-3100-56116-0000-001118-0000-00000	Food	22,256.00	22,256.00	25,456.00		3,200.00-
Total for Funds 24118, Func 3100 and Expense accounts		22,256.00	22,256.00	25,456.00	.00	3,200.00-
Funds 24153 - EngLangAcquistn, Func 1000 - Instruction						
24153-1000-51300-1010-001118-1411-00000	AddnlCompenstn, Teachers	3,674.00	3,674.00			3,674.00
24153-1000-52111-0000-001118-0000-00000	EducRetirement	520.00	520.00			520.00
24153-1000-52112-0000-001118-0000-00000	ERARetireeHlth	74.00	74.00			74.00
24153-1000-52210-0000-001118-0000-00000	FICA Payments	228.00	228.00			228.00
24153-1000-52220-0000-001118-0000-00000	MedicarePaymnts	54.00	54.00			54.00
24153-1000-56118-1010-001118-0000-00000	GenSuppliesMats	350.00	350.00	237.00		113.00
Total for Funds 24153, Func 1000 and Expense accounts		4,900.00	4,900.00	237.00	.00	4,663.00
Funds 24154 - TchPrinTrainRec, Func 1000 - Instruction						
24154-1000-53330-1010-001118-0000-00000	ProfessDevelop	18,989.00	18,989.00	11,115.12	290.00	7,583.88
Total for Funds 24154, Func 1000 and Expense accounts		18,989.00	18,989.00	11,115.12	290.00	7,583.88
Funds 24308 - CRRSA, ESSER II, Func 2100 - SuppsvcsStudnts						
24308-2100-51100-4025-001118-1211-00000	SalariesExpense, CoordSubs	55,000.00	55,000.00			55,000.00
24308-2100-51100-4025-001118-1214-00000	SalariesExpense, Couns-Soc	58,000.00	58,000.00	41,201.16		16,798.84
24308-2100-51100-4025-001118-1218-00000	SalariesExpense, SchlStude	62,000.00	62,000.00			62,000.00
24308-2100-51300-4025-001118-1211-00000	AddnlCompenstn, CoordSubs	55,000.00	55,000.00			55,000.00
24308-2100-51300-4025-001118-1214-00000	AddnlCompenstn, Couns-Soc	58,000.00	58,000.00			58,000.00
24308-2100-51300-4025-001118-1218-00000	AddnlCompenstn, SchlStude	62,000.00	62,000.00			62,000.00
24308-2100-52111-0000-001118-0000-00000	EducRetirement	51,276.00	51,276.00			51,276.00

Selection Grouped by Account Type, Filtered by User Permissions, (Org = 130, Online/Offline = N, Period = 2, UnPosted JES? = N, Assets and Liabilities? = N, Restricted Accts? = Y, Funds = 1,8, Objct = 5, Obj Digits = 0, Page Break Lvl =)

Balances through 08/31/2021

Fiscal Year 2021/22

Funds - Func - Obj ct - Pr gm- Locat n - Jb Cl - Opt n1	Description	Adopted Budget	Revised Budget	Encumbered	Expenditure	Account Balance
Funds 24308 - CRRSA, ESSER II, Func 2100 - SuppSvcsStuents (continued)						
24308-2100-52111-4025-001118-0000-00000	EducRetirement			6,242.08		6,242.08-
24308-2100-52112-0000-001118-0000-00000	ERARetireeHlth	7,000.00	7,000.00			7,000.00
24308-2100-52112-4025-001118-0000-00000	ERARetireeHlth			823.94		823.94-
24308-2100-52210-0000-001118-0000-00000	FICA Payments	21,700.00	21,700.00			21,700.00
24308-2100-52210-4025-001118-0000-00000	FICA Payments			2,554.50		2,554.50-
24308-2100-52220-0000-001118-0000-00000	MedicarePaymnts	5,076.00	5,076.00			5,076.00
24308-2100-52220-4025-001118-0000-00000	MedicarePaymnts			597.48		597.48-
24308-2100-52311-0000-001118-0000-00000	Hth&MedPremiums	28,150.00	28,150.00			28,150.00
24308-2100-52312-0000-001118-0000-00000	Life		171.00			171.00
24308-2100-52312-4025-001118-0000-00000	Life			63.12		63.12-
24308-2100-52313-0000-001118-0000-00000	Dental	927.00	927.00			927.00
24308-2100-52313-4025-001118-0000-00000	Dental			205.92		205.92-
24308-2100-52314-0000-001118-0000-00000	Vision	306.00	306.00			306.00
24308-2100-52314-4025-001118-0000-00000	Vision			45.12		45.12-
24308-2100-52315-0000-001118-0000-00000	Disability	864.00	864.00			864.00
24308-2100-52500-0000-001118-0000-00000	UnemploymntComp	270.00	270.00			270.00
24308-2100-52500-4025-001118-0000-00000	UnemploymntComp			135.98		135.98-
24308-2100-52710-0000-001118-0000-00000	WorkersCompPrem	2,845.00	2,845.00			2,845.00
24308-2100-52720-0000-001118-0000-00000	WorksCompERFee	30.00	30.00			30.00
24308-2100-52720-4025-001118-0000-00000	WorksCompERFee			9.20		9.20-
Total for Func 2100 and Expense accounts		468,615.00	468,615.00	51,878.50	2,845.00	413,891.50
Funds 24308 - CRRSA, ESSER II, Func 2600 - Op&MaintoPlanti						
24308-2600-57332-0000-001118-0000-00000	SupplAssets<\$5k	6,699.00	6,699.00			6,699.00
Total for Func 2600 and Expense accounts		6,699.00	6,699.00	.00	.00	6,699.00
Total for Funds 24308		475,314.00	475,314.00	51,878.50	2,845.00	420,590.50
Funds 24312 - CRRSA Retention, Func 1000 - Instruction						
24312-1000-51300-1010-001118-1411-00000	AddnlCompenshn, Teachers		6,000.00		300.00	5,700.00
24312-1000-51300-1010-001118-1711-00000	AddnlCompenshn,InstAsst1		2,000.00		700.00	1,300.00
Total for Func 1000 and Expense accounts		.00	8,000.00	.00	1,000.00	7,000.00
Funds 24312 - CRRSA Retention, Func 2100 - SuppSvcsStuents						
24312-2100-51300-0000-001118-1214-00000	AddnlCompenshn, Couns-Soc		2,000.00		100.00	1,900.00
24312-2100-51300-0000-001118-1218-00000	AddnlCompenshn,SchlStude		1,990.00		100.00	1,890.00
Total for Func 2100 and Expense accounts		.00	3,990.00	.00	200.00	3,790.00
24312-2400-51300-0000-001118-1217-00000	AddnlCompenshn,SecClerTe		1,000.00		200.00	800.00

Selection Grouped by Account Type, Filtered by User Permissions, (Org = 130, Online/Offline = N, Period = 2, UnPosted JES? = N, Assets and Liabilities? = N, Restricted Accts? = Y, Funds = 1,8, Object = 5, Obj Digits = 0, Page Break Lvl =)

Balances through 08/31/2021

Fiscal Year 2021/22

Funds - Func - Obj ct - Pr grm - Locat n - Jb Cl - Opt n1	Description	Adopted Budget	Revised Budget	Encumbered	Expenditure	Account Balance
Funds 24312 - CRRSA Retention, Func 2600 - Op&MaintoPlant						
Total for Func 2400 and Expense accounts		.00	1,000.00	.00	200.00	800.00
24312-2600-51300-0000-001118-1615-00000			1,000.00		300.00	700.00
AddnlCompenstn,Custodial					300.00	
Total for Func 2600 and Expense accounts		.00	1,000.00	.00	300.00	700.00
Funds 24312 - CRRSA Retention, Func 3100 - FoodsVcsOpertns						
24312-3100-51300-0000-001118-1617-00000			1,000.00		100.00	900.00
AddnlCompenstn,Food Serv					100.00	
Total for Func 3100 and Expense accounts		.00	1,000.00	.00	100.00	900.00
Total for Funds 24312		.00	14,990.00	.00	1,800.00	13,190.00
Funds 25153 - TitleXIX-3/21Yr, Func 2100 - SuppsvcsStudnts						
25153-2100-55915-2000-001118-0000-00000			44,899.00		44,899.00	
OthContractSvcs					44,899.00	
Total for Funds 25153, Func 2100 and Expense accounts		44,899.00	44,899.00	44,899.00	.00	.00
Funds 25171 - Child&AdultFood, Func 3100 - FoodsVcsOpertns						
25171-3100-55915-0000-001118-0000-00000			130,600.00		120,762.99	9,837.01
OthContractSvcs					9,837.01	
Total for Funds 25171, Func 3100 and Expense accounts		130,600.00	130,600.00	120,762.99	9,837.01	.00
Funds 25205 - GearUpNMIit, Func 1000 - Instruction						
25205-1000-51100-1010-001118-1411-00000			31,000.00		30,909.58	90.42
SalariesExpense,Teachers					30,909.58	
25205-1000-51100-9000-001118-1411-00000			2,376.00		2,376.00	
SalariesExpense,Teachers					2,376.00	
25205-1000-52111-0000-001118-0000-00000			5,060.00		5,060.00	
EducRetirement					5,060.00	
25205-1000-52111-1010-001118-0000-00000			670.00		4,682.86	4,682.86-
EducRetirement					4,682.86	
25205-1000-52112-0000-001118-0000-00000			670.00		670.00	
ERARetireeHlth					670.00	
25205-1000-52112-1010-001118-0000-00000			618.02		618.02	
ERARetireeHlth					618.02	
25205-1000-52210-1010-001118-0000-00000			1,916.20		1,916.20-	1,916.20-
FICA Payments					1,916.20	
25205-1000-52220-0000-001118-0000-00000			490.00		490.00	
MedicarePaymnts					490.00	
25205-1000-52220-1010-001118-0000-00000			448.24		448.24	
MedicarePaymnts					448.24	
25205-1000-52311-1010-001118-0000-00000			3,184.00		3,184.00	
Hth&MedPremiums					3,184.00	
25205-1000-52312-1010-001118-0000-00000			30.00		31.44	1.44-
Life					31.44	
25205-1000-52313-1010-001118-0000-00000			200.00		153.84	46.16
Dental					153.84	
25205-1000-52314-1010-001118-0000-00000			100.00		50.88	49.12
Vision					50.88	
25205-1000-52315-1010-001118-0000-00000			150.00		150.00	
Disability					150.00	
25205-1000-52500-1010-001118-0000-00000			79.99		79.99	
UnemploymntComp					79.99	
25205-1000-52710-0000-001118-0000-00000			10.00		10.00	
WorkersCompPrem					10.00	
25205-1000-52720-1010-001118-0000-00000			4.60		4.60	
WorksCompERFee					4.60	
25205-1000-53330-1010-001118-0000-00000			4,238.00		480.00	3,758.00
ProfessDevelop					480.00	
25205-1000-53711-1010-001118-0000-00000			1,024.00		1,024.00	
Other Charges					1,024.00	
25205-1000-55817-1010-001118-0000-00000			500.00		500.00	
Student Travel					500.00	
25205-1000-55819-1010-001118-0000-00000			52.00		52.00	
EmpTravTeachers					52.00	

Selection Grouped by Account Type, Filtered by User Permissions, (Org = 130, Online/Offline = N, Period = 2, UnPosted JES? = N, Assets and Liabilities? = N, Restricted Accts? = Y, Funds = 1,8, Objct = 5, Obj Digits = 0, Page Break Lvl =)

Balances through 08/31/2021

Fiscal Year 2021/22

Funds - Func - Obj ct - Pr gm- Locat n - Jb Cl - Opt n1	Description	Adopted Budget	Revised Budget	Encumbered	Expenditure	Account Balance
Funds 25205 - GearUpMilit. Func 1000 - Instruction (continued)						
25205-1000-56112-1010-001118-0000-00000	Other Textbooks				5,160.00	5,160.00-
25205-1000-56113-1010-001118-0000-00000	Software		11,400.00			11,400.00
25205-1000-56118-1010-001118-0000-00000	GenSuppliesMats		4,300.00	4,601.34	410.60	711.94-
25205-1000-57332-1010-001118-0000-00000	SupplAssets<\$5k		3,399.00			3,399.00
Total for Funds 25205, Func 1000 and Expense accounts		.00	68,183.00	43,976.99	5,570.60	18,635.41
Funds 26177 - ElemMidSchInt. Func 1000 - Instruction						
26177-1000-51300-9000-001118-1618-00000	AddnlCompensn,Athletics	3,476.00	3,476.00			3,476.00
26177-1000-52111-0000-001118-0000-00000	EducRetirement	494.00	494.00			494.00
26177-1000-52112-0000-001118-0000-00000	ERARetireeHlth	71.00	71.00			71.00
26177-1000-52210-0000-001118-0000-00000	FICA Payments	217.00	217.00			217.00
26177-1000-52220-0000-001118-0000-00000	MedicarePaymnts	52.00	52.00			52.00
26177-1000-56118-1010-001118-0000-00000	GenSuppliesMats	690.00	690.00			690.00
Total for Funds 26177, Func 1000 and Expense accounts		5,000.00	5,000.00	.00	.00	5,000.00

Funds 27149 - PreK Initiative. Func 1000 - Instruction						
27149-1000-51100-1010-001118-1414-00000	SalariesExpense,TeachersP	93,709.00	93,709.00	113,543.30		19,834.30-
27149-1000-51100-1010-001118-1714-00000	SalariesExpense,InstAssstP	35,427.00	35,427.00	35,382.36		44.64
27149-1000-51300-1010-001118-1414-00000	AddnlCompensn,TeachersP	7,113.00	7,113.00			7,113.00
27149-1000-51300-1010-001118-1714-00000	AddnlCompensn,InstAssstP	2,300.00	2,300.00			2,300.00
27149-1000-52111-0000-001118-0000-00000	EducRetirement	20,900.00	20,900.00			20,900.00
27149-1000-52111-1010-001118-0000-00000	EducRetirement			22,562.54		22,562.54-
27149-1000-52112-0000-001118-0000-00000	ERARetireeHlth	2,775.00	2,775.00			2,775.00
27149-1000-52112-1010-001118-0000-00000	ERARetireeHlth			2,978.56		2,978.56-
27149-1000-52210-0000-001118-0000-00000	FICA Payments	8,593.00	8,593.00			8,593.00
27149-1000-52210-1010-001118-0000-00000	FICA Payments			9,233.38		9,233.38-
27149-1000-52220-0000-001118-0000-00000	MedicarePaymnts	2,013.00	2,013.00			2,013.00
27149-1000-52220-1010-001118-0000-00000	MedicarePaymnts			2,159.82		2,159.82-
27149-1000-52312-0000-001118-0000-00000	Life	228.00	228.00			228.00
27149-1000-52312-1010-001118-0000-00000	Life			252.48		252.48-
27149-1000-52500-0000-001118-0000-00000	UnemploymntComp	360.00	360.00			360.00
27149-1000-52500-1010-001118-0000-00000	UnemploymntComp			356.47		356.47-
27149-1000-52710-0000-001118-0000-00000	WorkersCompPrem	2,101.00	2,101.00			2,101.00
27149-1000-52720-0000-001118-0000-00000	WorksCompERFee	40.00	40.00			40.00
27149-1000-52720-1010-001118-0000-00000	WorksCompERFee			36.80		36.80-
27149-1000-56118-1010-001118-0000-00000	GenSuppliesMats	70,440.00	70,440.00	3,733.88		65,751.01
27149-1000-57332-1010-001118-0000-00000	SupplAssets<\$5k	10,001.00	10,001.00	4,171.62		5,713.38

Selection Grouped by Account Type. Filtered by User Permissions. (Org = 130, Online/Offline = N, Period = 2, UnPosted JES? = N, Assets and Liabilities? = N, Restricted Accts? = Y, Funds = 1,8, Objct = 5, Obj Digits = 0, Page Break Lvl =)

130 - Christine Duncan Heritage

Balances through 08/31/2021

Fiscal Year 2021/22

Funds - Func - Obj ct - Pr grm- Locat n - Jb Cl - Opt n1	Description	Adopted Budget	Revised Budget	Encumbered	Expenditure	Account Balance
Funds 27149 - Prek Initiative, Func 2600 - Op&MaintoPlant						
27149-2600-56118-0000-001118-0000-00000	GenSuppliesMats			13.55	8.76	22.31-
27149-2600-57332-0000-001118-0000-00000	SupplAssets<\$5k	10,000.00	10,000.00	8,422.87	245.06	1,332.07
	Total for Func 2600 and Expense accounts	10,000.00	10,000.00	8,436.42	253.82	1,309.76
	Total for Funds 27149	266,000.00	266,000.00	202,847.63	3,425.93	59,726.44
Funds 27183 - NM Grown FVY, Func 3100 - FoodSvcsOpertns						
27183-3100-56116-0000-001118-0000-00000	Food	5,000.00	5,000.00			5,000.00
	Total for Funds 27183, Func 3100 and Expense accounts	5,000.00	5,000.00	.00	.00	5,000.00
Funds 31600 - CapImprvmtsHB33, Func 2300 - SupptsVcs-Admin						
31600-2300-53712-0000-001118-0000-00000	CityTaxCollCost	5,433.00	5,433.00		79.32	5,353.68
	Total for Func 2300 and Expense accounts	5,433.00	5,433.00	.00	79.32	5,353.68
Funds 31600 - CapImprvmtsHB33, Func 4000 - Capital Outlay						
31600-4000-57200-0000-001118-0000-00000	BuildingPurchase	1,382,634.00	1,382,634.00			1,382,634.00
	Total for Func 4000 and Expense accounts	1,382,634.00	1,382,634.00	.00	.00	1,382,634.00
	Total for Funds 31600	1,388,067.00	1,388,067.00	.00	79.32	1,387,987.68
Funds 31700 - CapImprvmtsSB-9, Func 4000 - Capital Outlay						
31700-4000-57331-0000-001118-0000-00000	FixedAssets>\$5k	10,000.00	10,000.00			10,000.00
31700-4000-57332-0000-001118-0000-00000	SupplAssets<\$5k	10,350.00	10,350.00	2,701.36	2,793.35	4,855.29
	Total for Funds 31700, Func 4000 and Expense accounts	20,350.00	20,350.00	2,701.36	2,793.35	14,855.29
Funds 31701 - CapImprvsSB9Loc, Func 2300 - SupptsVcs-Admin						
31701-2300-53712-0000-001118-0000-00000	CityTaxCollCost	2,700.00	2,700.00		39.67	2,660.33
	Total for Func 2300 and Expense accounts	2,700.00	2,700.00	.00	39.67	2,660.33
Funds 31701 - CapImprvsSB9Loc, Func 4000 - Capital Outlay						
31701-4000-54315-0000-001118-0000-00000	MntRepBigsGrdEq	41,500.00	41,500.00			41,500.00
31701-4000-57200-0000-001118-0000-00000	BuildingPurchase	610,516.00	610,516.00			610,516.00
31701-4000-57331-0000-001118-0000-00000	FixedAssets>\$5k	15,000.00	15,000.00			15,000.00
31701-4000-57332-0000-001118-0000-00000	SupplAssets<\$5k	20,000.00	20,000.00			20,000.00
	Total for Func 4000 and Expense accounts	687,016.00	687,016.00	.00	.00	687,016.00
	Total for Funds 31701	689,716.00	689,716.00	.00	39.67	689,676.33
Funds 31703 - SB9 SMCash, Func 4000 - Capital Outlay						
31703-4000-57332-0000-001118-0000-00000	SupplAssets<\$5k	21,080.00	21,080.00			21,080.00
	Total for Funds 31703, Func 4000 and Expense accounts	21,080.00	21,080.00	.00	.00	21,080.00
	Total for Org 130 - Christine Duncan Heritage	8,410,757.00	8,493,930.00	4,330,246.40	492,200.71	3,671,482.89

Selection Grouped by Account Type, Filtered by User Permissions, (Org = 130, Online/Offline = N, Period = 2, UnPosted JES? = N, Assets and Liabilities? = N, Restricted Accts? = Y, Funds = 1, 8, Objct = 5, Obj Digits = 0, Page Break Lvl =)

130 - Christine Duncan Heritage

Generated for Joan Pineda (JPINEDA), Sep 10 2021 5:06PM