

**Christine Duncan Heritage Academy
Financial Update
June 23, 2021**

A. BARs

	<u>BAR #</u>	<u>Fund Description</u>	<u>Reason/Type</u>	<u>Amount</u>
1	001-118-2021-0053-IB	24307 - CARES GEERF SEL	Initial Budget	\$ 10,000
2	001-118-2021-0056-T	11000 - Operational	Transfer	\$ -
3				

B. Payroll & Accounts Payable Payment Vouchers

- 1 May 2021
- 2

C. Financial Statement Reports - as of May 31, 2021

- 1 Recommended Change
- 2 Financial Analysis
- 3 Bank Reconciliations
- 4

D. Other

- 1 Admin Salary Schedule
- 2
- 3
- 4
- 5

Must submit backup for all BARs, except transfers of funds for SEG or direct grants

STATE OF NEW MEXICO
PUBLIC EDUCATION DEPARTMENT
 300 Don Gaspar Santa Fe, NM 87501-2786
Budget Adjustment Request

Page 2 of 37
 Doc. ID: 001-118-2021-0053-IB
 Fund Type: Flowthrough
 Adjustment Type: Initial Budget

Fiscal Year: 2020-2021

Entity Name: Christine Duncan's Heritage Academy

Adjustment Changes Intent/Scope of Program Yes or No?: No

Contact: Angela Lerner, Business Manager

Total Approved Budget (Flowthrough):

Phone: 505-459-1895

Email: angie@k12accounting.com

FLOWTHROUGH ONLY <p style="text-align: center;">Budget Period: 07/01/2020 To: 06/30/2021</p> <p style="text-align: center;">A. Approved Carryover:</p> <p style="text-align: center;">B. Total Current Year Allocation:</p> <p style="text-align: center;">D. Total Funding Available:</p>
--

Revenue 24307.0000.41924 \$10,000

Fund	Function	Object	Program	Job Class	Present Budget	Adj Amt Exp	Adj Budget	ADD'L FTE
24307 CARES Act, GEERF, Social Emotional Learning (SEL)	1000 Instruction	51300 Additional Compensation	1010 Regular Education (K-12) Programs	1411 Teachers-Grades 1-12		\$8,991	\$8,991	
24307 CARES Act, GEERF, Social Emotional Learning (SEL)	1000 Instruction	52210 FICA Payments	0000 No Program	0000 No Job Class		\$604	\$604	
24307 CARES Act, GEERF, Social Emotional Learning (SEL)	1000 Instruction	52220 Medicare Payments	0000 No Program	0000 No Job Class		\$141	\$141	
24307 CARES Act, GEERF, Social Emotional Learning (SEL)	1000 Instruction	56118 General Supplies and Materials	1010 Regular Education (K-12) Programs	0000 No Job Class		\$264	\$264	
Sub Total						\$10,000		
Indirect Cost								
DOC. TOTAL						\$10,000		

Justification:

award letter

Compliance with Sections 10-15-1 and 22-8-12, NMSA, 1978 Compilation:

A. The requested budget/changes were authorized at a scheduled Board of Education or Governance Council meeting open to the public on: 5/26/2021

B. Justification for the transfer: Explanation such as "underbudgeted", "insufficient budget", or "needed to close out Project" ARE NOT ACCEPTABLE. Attach additional sheets if necessary.

ALL TRANSFER BARS MUST NET OUT TO ZERO ON THE DOC. TOTAL LINE.

Approvals by Digital Signature

<u>Name</u>	<u>Role</u>	<u>Date</u>
Angela Lerner	Business Manager	6/7/2021 10:02:05 AM
Jesus Moncada	Superintendent	6/7/2021 11:21:58 AM
Leslie Kelly	Program Manager	6/8/2021 2:55:16 PM
Valerie Padilla	Fund Analyst	6/10/2021 8:40:00 AM

Must submit backup for all BARs, except transfers of funds for SEG or direct grants

STATE OF NEW MEXICO
PUBLIC EDUCATION DEPARTMENT
 300 Don Gaspar Santa Fe, NM 87501-2786
Budget Adjustment Request

Page 4 of 37
 Doc. ID: 001-118-2021-0056-T
 Fund Type: General Fund / Capital Outlay / Debt Service
 Adjustment Type: Transfer

Fiscal Year: 2020-2021

Entity Name: Christine Duncan's Heritage Academy

Adjustment Changes Intent/Scope of Program Yes or No?: No

Contact: Angela Lerner, Business Manager

Total Approved Budget (Flowthrough):

Phone: 505-459-1895

Email: angie@k12accounting.com

FLOWTHROUGH ONLY	
Budget Period: Jul 1 2020 12:00AM	To: Jun 30 2021 12:00AM
A. Approved Carryover:	
B. Total Current Year Allocation:	
D. Total Funding Available:	

Fund	Function	Object	Program	Job Class	Present Budget	Adj Amt Exp	Adj Budget	ADD'L FTE
11000 Operational	1000 Instruction	57331 Fixed Assets (more than \$5,000)	1010 Regular Education (K-12) Programs	0000 No Job Class	\$339,789	(\$5,000)	\$334,789	
11000 Operational	2700 Student Transportation	57312 Buses	0000 No Program	0000 No Job Class		\$5,000	\$5,000	
Sub Total						\$0		
Indirect Cost								
DOC. TOTAL						\$0		

Justification:

transfer for bus transportation

Compliance with Sections 10-15-1 and 22-8-12, NMSA, 1978 Compilation:

A. The requested budget/changes were authorized at a scheduled Board of Education or Governance Council meeting open to the public on: 5/26/2021

B. Justification for the transfer: Explanation such as "underbudgeted", "insufficient budget", or "needed to close out Project" ARE NOT ACCEPTABLE. Attach additional sheets if necessary.

ALL TRANSFER BARS MUST NET OUT TO ZERO ON THE DOC. TOTAL LINE.

Approvals by Digital Signature		
<u>Name</u>	<u>Role</u>	<u>Date</u>
Angela Lerner	Business Manager	6/9/2021 2:36:49 PM
Jesus Moncada	Superintendent	6/9/2021 7:46:46 PM
Karen Rieth	Budget Analyst	6/10/2021 7:13:51 AM

Checks Dated 05/01/2021 through 05/31/2021

Check Number	Check Date	Pay to the Order of	Funds-Objct	Expensed Amount	Check Amount
12649	05/05/2021	Western State Fire Protection Co.	11000-54312		233.01
12650	05/05/2021	Amaros Carpet Cleaning	24146-55915		280.48
12651	05/05/2021	Association of Charter School Education Services	11000-55915		1,835.00
12652	05/05/2021	Brady Industries, LLC	11000-56118		413.84
12653	05/05/2021	Charter School Nursing Service	11000-55915		6,229.78
12654	05/05/2021	De Lage Landen Financial Services Inc	11000-54630		676.93
12655	05/05/2021	Ephesus Office Technologies	11000-55915		280.48
12656	05/05/2021	Marcia Lee Unnever, Kids Focus	11000-55915		200.00
12657	05/05/2021	Saylor Family Trust, LLC	11000-54610	10,061.15	
			31200-54610	24,938.85	35,000.00
12658	05/05/2021	Saylor Family Trust, LLC	11000-54610	145.26	
			31200-54610	360.07	505.33
12659	05/05/2021	Jesus A Moncada	11000-56118		35.70
12660	05/05/2021	Amaros Carpet Cleaning	24146-55915		280.48
12661	05/05/2021	Association of Charter School Education Services	11000-53414		13,527.53
12662	05/05/2021	Marcia Lee Unnever, Kids Focus	11000-55915		260.00
12663	05/05/2021	T-Mobile USA Inc	11000-54416		700.00
12664	05/05/2021	Verizon Wireless	11000-55915		5.49
12665	05/11/2021	Pre-Paid Legal Services, Inc.	11000-23147		37.90
12666	05/11/2021	American Family Life	11000-23150		551.16
12667	05/11/2021	Metropolitan Life Insurance	11000-23147		200.00
12668	05/11/2021	Alpine Protection LLC	11000-55915		79.98
12669	05/11/2021	Bilingual Multicultural Services, Inc.	11000-53212	5,574.53	
			11000-53213	756.94	
			24106-53212	2,713.85	9,045.32
12670	05/11/2021	Brady Industries, LLC	11000-56118		1,227.79
12671	05/11/2021	City of Albuquerque	11000-53711		75.00
12672	05/11/2021	Marta Martin Alonso	11000-53711		367.00
12673	05/11/2021	Roberto Muro	11000-56118		138.82
12674	05/11/2021	School Health Corporation	11000-56118		78.83
12678	05/13/2021	AAA State of Play	11000-56118		577.57
12679	05/13/2021	Amaros Carpet Cleaning	24146-55915		280.48
12680	05/13/2021	Comcast	11000-54416		356.88
12681	05/13/2021	Crystal Springs	11000-55915	44.90	
			11000-56118	192.60	237.50
12682	05/13/2021	Maestas, Melissa	23010-56118		19.99
12683	05/13/2021	Pitney Bowes Purchase Power	11000-56118		163.04
12684	05/13/2021	Veronica Vigil	23007-56118		115.99
12685	05/13/2021	Voyager Sopris Learning, Inc.	11000-56118		345.29
12686	05/17/2021	PNM	11000-54411	2,763.40	
			21000-54411	416.88	3,180.28
12687	05/20/2021	A-1 National Fire CO.	11000-54312		407.04
12688	05/20/2021	Amaros Carpet Cleaning	24146-55915		280.48
12689	05/20/2021	Ana Vasquez	11000-56118		76.98

The preceding Checks have been issued in accordance with the District's Policy and authorization of the Board of Trustees. It is recommended that the preceding Checks be approved.



Page 1 of 3

Checks Dated 05/01/2021 through 05/31/2021					
Check Number	Check Date	Pay to the Order of	Funds-Objct	Expensed Amount	Check Amount
12690	05/20/2021	Association of Charter School Education Services	11000-55915		1,835.00
12691	05/20/2021	Ben E Keith Foods	24118-56116		5,228.83
12692	05/20/2021	Ephesus Office Technologies	11000-55915		656.42
12693	05/20/2021	NM Gas Company	11000-54412	19.50	
			21000-54412	19.50	39.00
12694	05/20/2021	Veronica Vigil	11000-56118		116.76
12697	05/27/2021	Cooperative Educational Services	11000-53211		425.75
12698	05/27/2021	Accountability and Compliance Resources LLC	11000-55915		1,415.62
12699	05/27/2021	Amaros Carpet Cleaning	24146-55915		280.48
12700	05/27/2021	Crystal Springs	11000-55915	56.95	
			11000-56118	244.30	301.25
12701	05/27/2021	Ephesus Office Technologies	11000-55915		692.72
12702	05/27/2021	Gorman Industries , INC	24301-56118		1,782.82
12703	05/27/2021	Melissa Mendonca	25205-56118		371.16
12704	05/27/2021	Quill Corporation	25205-56118		1,139.40
12705	05/27/2021	Brady Industries, LLC	11000-56118	467.24	
			24301-56118	450.16	917.40
12706	05/27/2021	Espinosa, Rosemary	11000-56118		16.00
12707	05/27/2021	PSG Embroidery Screen Printing	11000-56118		487.00
12708	05/27/2021	Public Charter Schools of NM	11000-53330		125.00
12709	05/27/2021	PSG Embroidery Screen Printing	11000-56118		747.50
VCH-00000108	05/11/2021	New Mexico Taxation and Revenue Department	Reissued		202.10 *
		Reissued on 05/13/2021			
VCH-00000109	05/11/2021	NM Educational RetirementBoard	11000-23124	52,583.32	
			21000-23124	471.23	
			24101-23124	2,825.49	
			24106-23124	618.36	
			24146-23124	965.58	
			25205-23124	548.65	
			27149-23124	3,438.18	61,450.81
VCH-00000110	05/11/2021	NM RHC	11000-23123	6,435.78	
			21000-23123	64.10	
			24101-23123	347.79	
			24106-23123	84.15	
			24146-23123	116.58	
			25205-23123	66.24	
			27149-23123	428.67	7,543.31
VCH-00000111	05/11/2021	NM Taxation/Revenue Department	11000-23142	6,037.85	
			21000-23142	8.82	
			24101-23142	500.03	
			24146-23142	124.88	
			25205-23142	63.03	
			27149-23142	301.47	7,036.08
VCH-00000116	05/05/2021	NMPSIA	11000-23125	18,373.96	

The preceding Checks have been issued in accordance with the District's Policy and authorization of the Board of Trustees. It is recommended that the preceding Checks be approved.

SCHOOLABILITY

Page 2 of 3

Checks Dated 05/01/2021 through 05/31/2021

Check Number	Check Date	Pay to the Order of	Funds-Objct	Expensed Amount	Check Amount
VCH-00000116	05/05/2021	NMPSIA	11000-52312	10.52-	
			21000-23125	5.26	
			24101-23125	84.32	
			24106-23125	811.12	
			25205-23125	2.63	
			25205-52312	2.63-	
			27149-23125	21.04	19,285.18
			Total Number of Checks	61	190,402.96

	Count	Amount
Reissue	1	202.10
Net Issue		190,200.86

Fund Recap

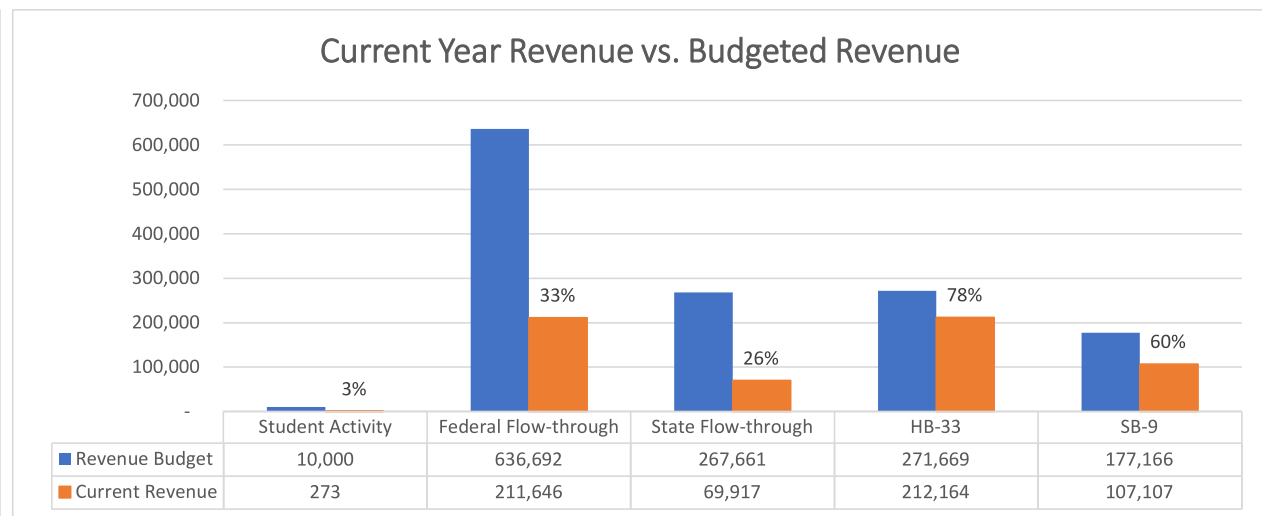
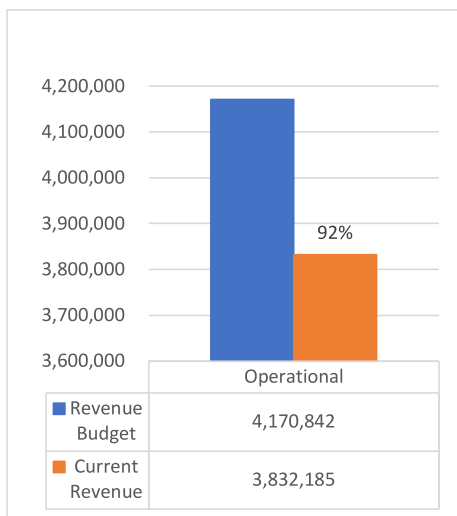
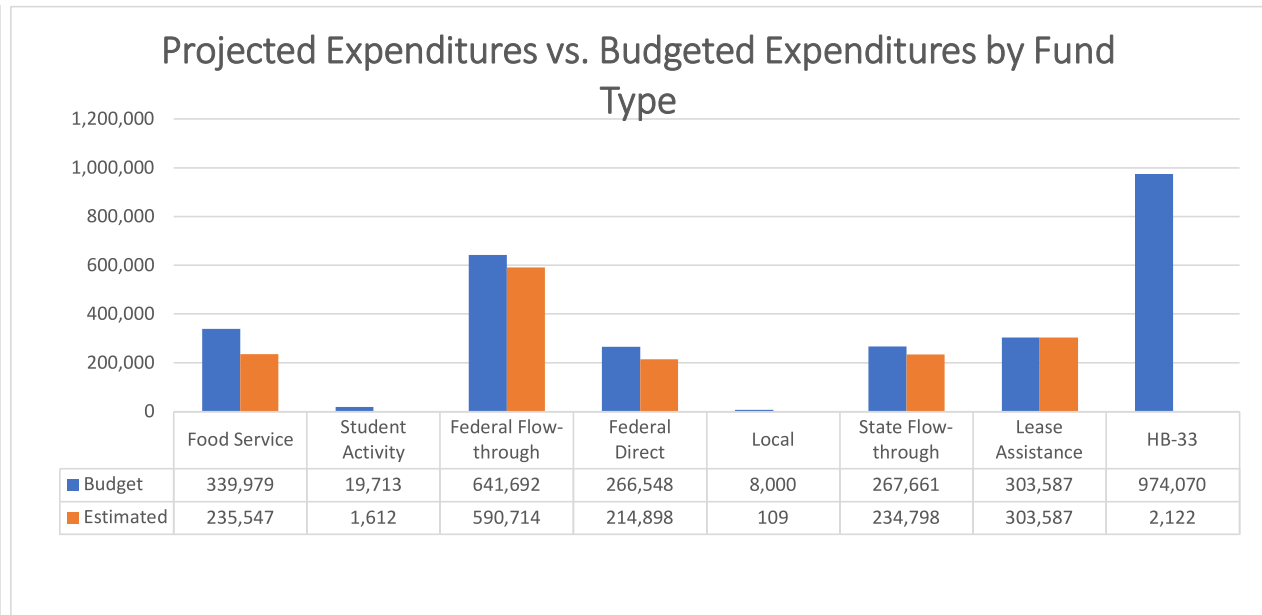
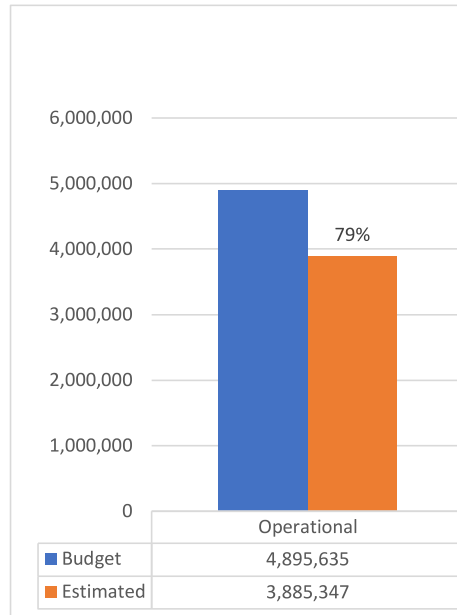
Fund	Description	Check Count	Expensed Amount
11000	Operational Fund	49	139,345.97
21000	Food Services Fund	6	985.79
23007	Sunshine	1	115.99
23010	Admin Discretionary Account	1	19.99
24101	Title I - IASA	4	3,757.63
24106	IDEA-B Entitlement	4	4,227.48
24118	Fresh Fruit & Vegetables	1	5,228.83
24146	Charter Schools	8	2,609.44
24301	CARES Act	2	2,232.98
25205	Gear Up New Mexico Initiative	6	2,188.48
27149	PreK Initiative	4	4,189.36
31200	Public School Capital Outlay	2	25,298.92
Total Number of Checks		61	190,200.86
Less Unpaid Tax Liability			.00
Net (Check Amount)			190,200.86

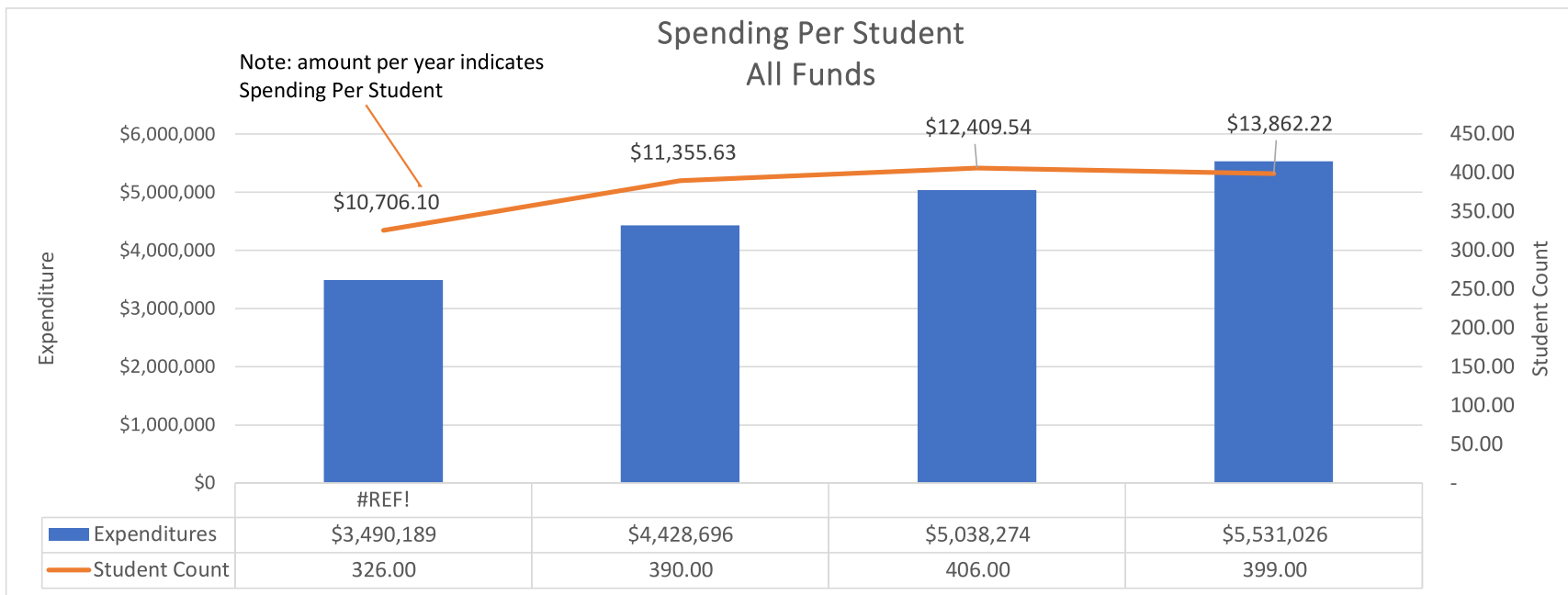
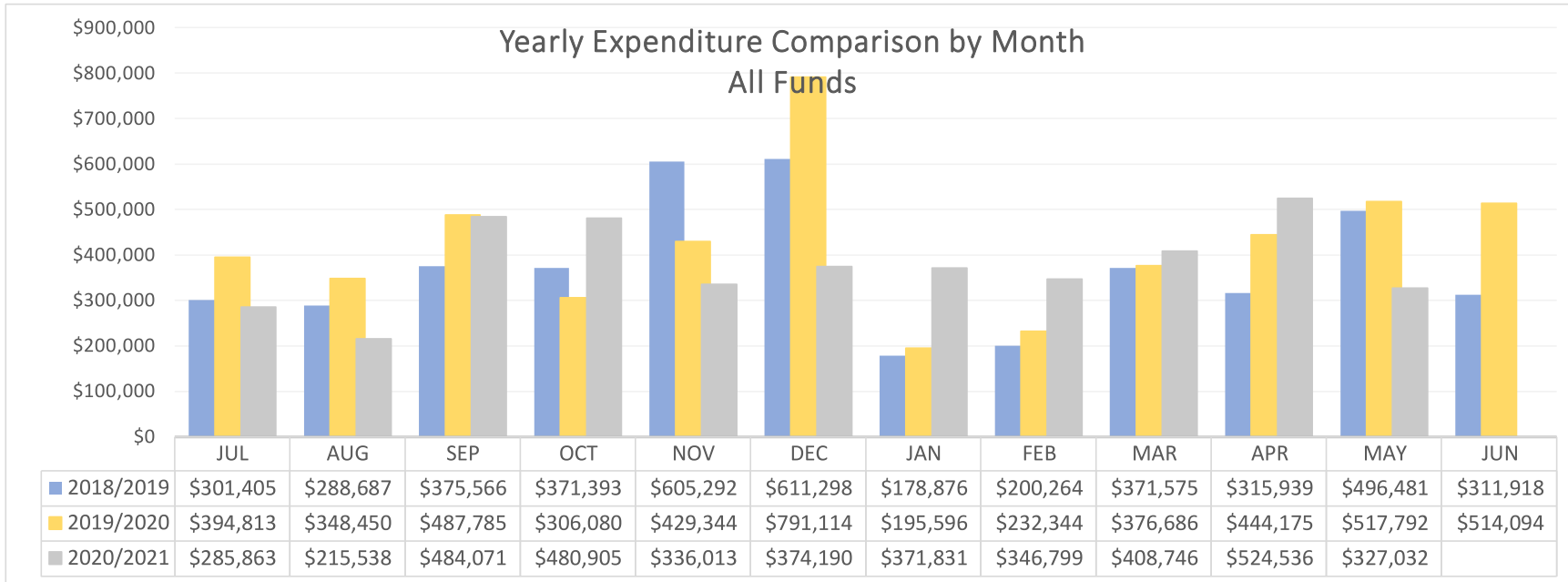
The preceding Checks have been issued in accordance with the District's Policy and authorization of the Board of Trustees. It is recommended that the preceding Checks be approved.

Christine Duncan Heritage Academy

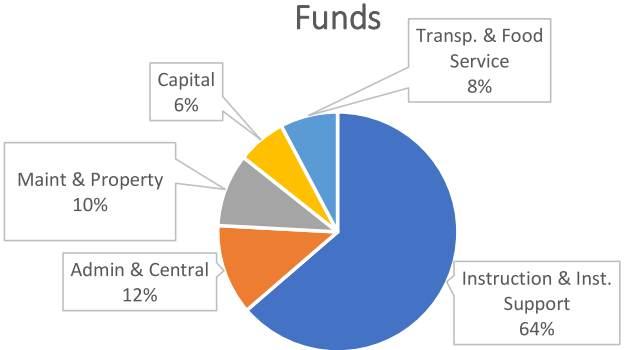
Expenditure Analytical Review

May 31, 2021

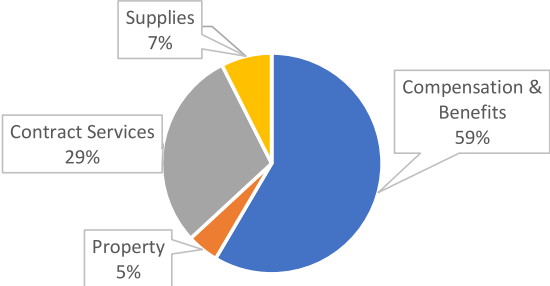




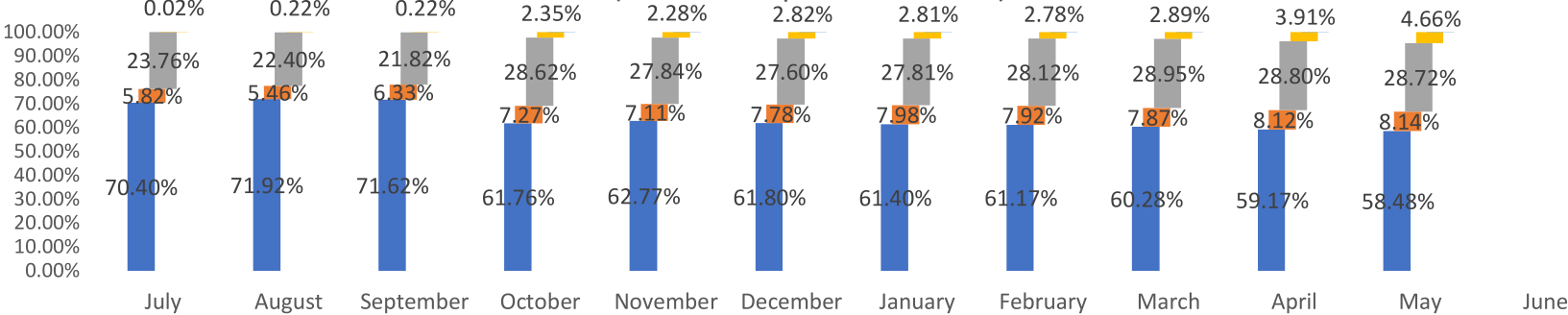
Estimated Expenditures by Function - All Funds



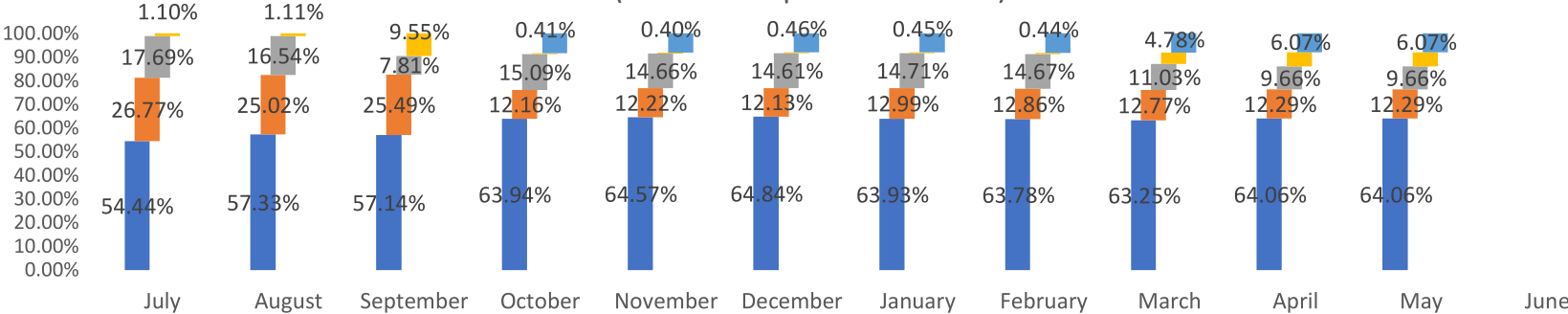
Estimated Expenditures by Object - All Funds



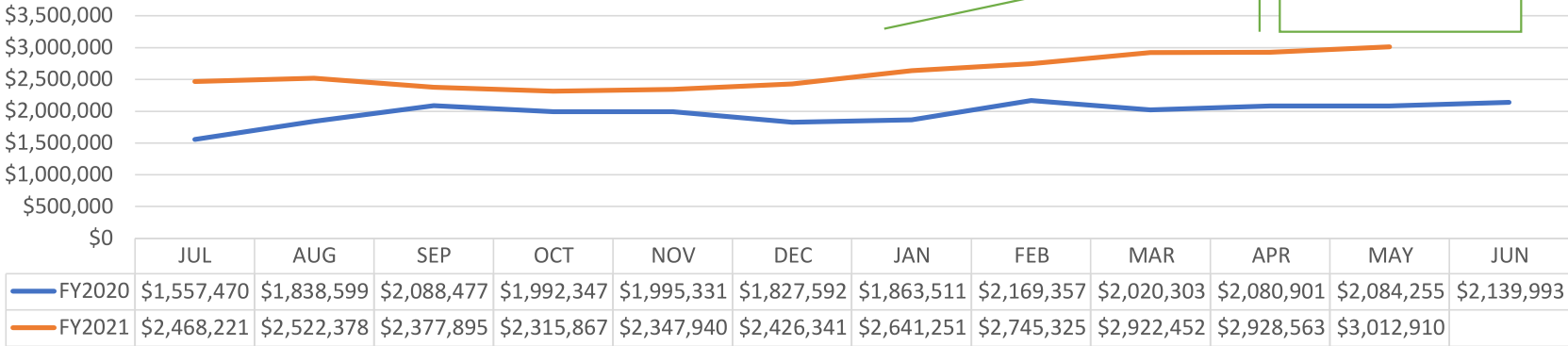
Object Code Change in Percentage by Month (All Funds - Exp & Encumbrance)



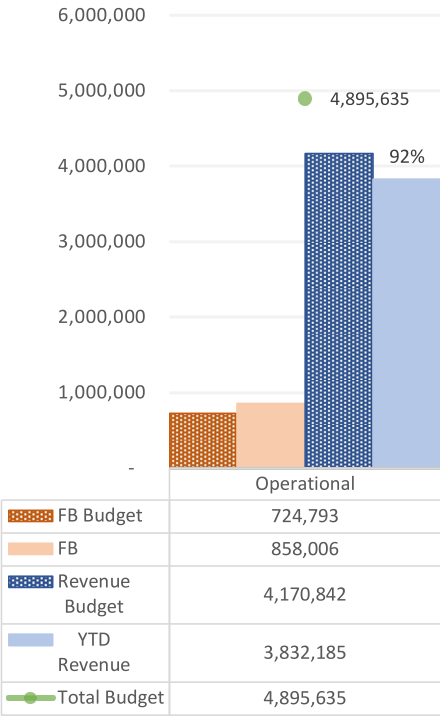
Function Code Change in Percentage by Month (All Funds - Exp & Encumbrance)



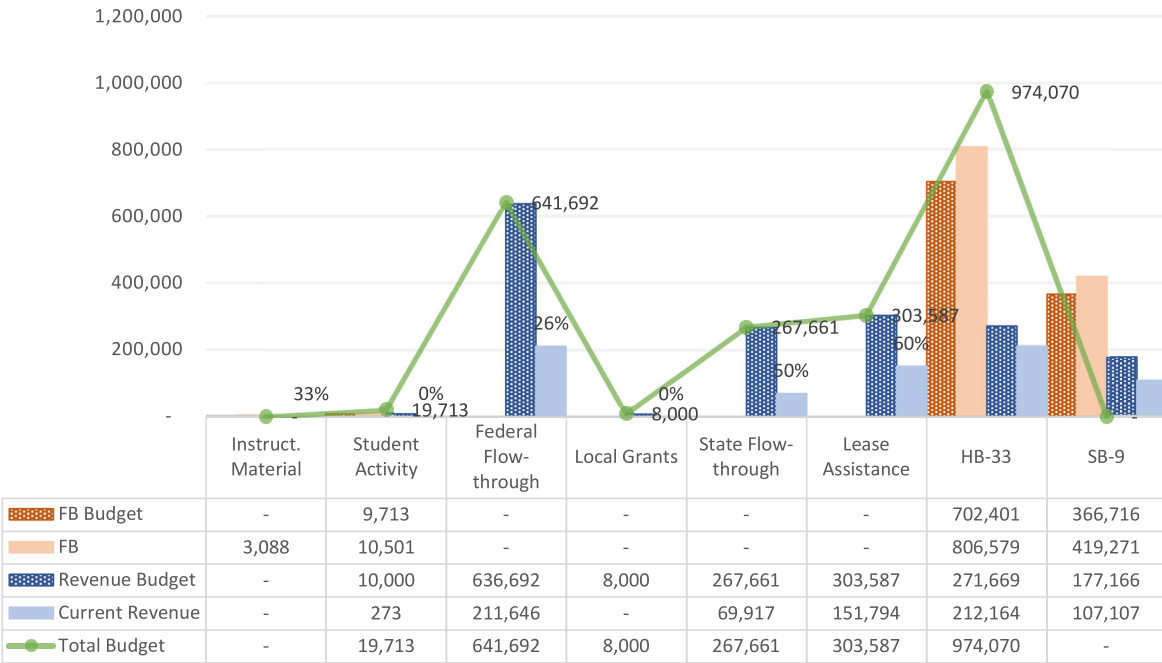
Monthly Cash Balance All Funds



(Operational Fund Only)



Current Year Revenue vs. Budgeted Revenue & Beg Fund Balance vs. Budgeted Fund Balance



Analyzed Business Checking - PF

Account number: [REDACTED] ■ May 1, 2021 - May 31, 2021 ■ Page 1 of 3

CHRISTINE DUNCAN'S HERITAGE ACADEMY
1900 ATRISCO DR NW
ALBUQUERQUE NM 87120-1146

Questions?

Call your Customer Service Officer or Client Services
1-800-AT WELLS (1-800-289-3557)
5:00 AM TO 6:00 PM Pacific Time Monday - Friday

Online: wellsfargo.com

Write: Wells Fargo Bank, N.A. (585)
P.O. Box 6995
Portland, OR 97228-6995

Account summary

Analyzed Business Checking - PF

Account number	Beginning balance	Total credits	Total debits	Ending balance
[REDACTED]	\$3,038,526.23	\$405,396.30	-\$408,555.75	\$3,035,366.78

Credits

Electronic deposits/bank credits

Effective date	Posted date	Amount	Transaction detail
	05/11	10.00	Post Verify Deposit
	05/11	338,894.78	APS Payments Christine Dncn Christine Duncan Ha Cs
	05/12	20.00	Post Verify Deposit
	05/20	7.00	Post Verify Deposit
	05/20	30,593.66	Bernalillo Count Distr_Pymt Christine Duncans Heri
	05/21	5,553.91	State of NEW Mex Vndr Pymt Nmap0001097767 USDA Ffv March 2021 USDA Ffv March 2021
	05/24	12,200.00	State of NM Earlychild Nmap0001097998 Christine Duncan's Heri
	05/25	17,435.16	State of NEW Mex Vndr Pymt Nmap0001099574 USDA April 2021 Sso USDA April 2021 Sso
	05/26	681.79	Post Verify Deposit
		\$405,396.30	Total electronic deposits/bank credits
		\$405,396.30	Total credits

Debits

Electronic debits/bank debits

Effective date	Posted date	Amount	Transaction detail
	05/03	145.64	< Business to Business ACH Debit - IRS Usat taxpymt 050321 270152385024111 Christine Duncans Heri
	05/05	19,285.18	WT Seq187591 State of NEW Mexico /Bnf=Nmpsia Srf# Gw00000041709468 Tm#210505187591 Rfb# 47



Electronic debits/bank debits (continued)

Effective date	Posted date	Amount	Transaction detail
	05/05	7,543.31	WT Seq128445 State of NEW Mexico /Bnf=NM Rehtiree Healthcare Srf# Gw00000041697178 Trn#210505128445 Rfb# 46
	05/06	61,450.81	< Business to Business ACH Debit - Nmerb Web Pay 210505 02353 Christine Duncan Herit
	05/11	300.24	Client Analysis Srvc Chrg 210510 Svc Chge 0421 000009790384409
	05/13	58,979.46	ACH Prep Origintn - Christine Duncan - File 7878782339 Coid 1205009183
	05/13	37.90	Legalshield Grp Paymt 250633460148716 Christine Duncan Herit
	05/13	7,036.08	< Business to Business ACH Debit - Tax_Rev_Crs_Ecks Trd Pmnt 210511 1348582144 Christine Duncan Herit
	05/14	18,452.68	< Business to Business ACH Debit - IRS Usatxpymt 051421 270153440835232 Christine Duncans Heri
	05/14	551.16	< Business to Business ACH Debit - AFLAC Insurance 051221 L7U96443668 Christine Duncans
	05/27	60,615.41	ACH Prep Origintn - Christine Duncan - File 7878782339 Coid 1205009183
	05/28	19,551.59	< Business to Business ACH Debit - IRS Usatxpymt 052821 270154805066888 Christine Duncans Heri
		\$253,949.46	Total electronic debits/bank debits

< **Business to Business ACH:** If this is a business account, this transaction has a return time frame of one business day from post date. This time frame does not apply to consumer accounts.

Checks paid

Number	Amount	Date	Number	Amount	Date	Number	Amount	Date
12585	128.62	05/17	12650	280.48	05/11	12672	367.00	05/13
12599*	2,195.51	05/19	12651	1,835.00	05/10	12673	138.82	05/13
12614*	375.94	05/03	12652	413.84	05/10	12674	78.83	05/17
12615	11.65	05/12	12653	6,229.78	05/18	12675	408.08	05/14
12622*	131.55	05/11	12654	676.93	05/18	12677*	219.22	05/18
12626*	55,985.01	05/03	12655	280.48	05/11	12678	577.57	05/21
12629*	2,379.80	05/03	12656	200.00	05/14	12679	280.48	05/19
12631*	245.73	05/19	12657	35,000.00	05/17	12680	356.88	05/27
12633*	9,466.03	05/14	12658	505.33	05/12	12681	237.50	05/19
12634	2,381.10	05/10	12660*	280.48	05/11	12683*	163.04	05/20
12635	180.00	05/04	12661	13,527.53	05/17	12684	115.99	05/17
12636	38.00	05/11	12662	260.00	05/14	12685	345.29	05/17
12638*	112.19	05/12	12663	700.00	05/14	12686	3,180.28	05/19
12639	69.51	05/17	12664	5.49	05/14	12687	407.04	05/24
12640	294.49	05/10	12667*	200.00	05/17	12688	280.48	05/24
12643*	487.64	05/04	12668	79.98	05/19	12692*	656.42	05/26
12645*	219.22	05/04	12669	9,045.32	05/21	12693	39.00	05/26
12646	879.18	05/05	12670	1,227.79	05/14	12694	116.76	05/24
12649*	233.01	05/12	12671	75.00	05/21			
		\$154,606.29						Total checks paid

* Gap in check sequence.

\$408,555.75 Total debits



Daily ledger balance summary

<i>Date</i>	<i>Balance</i>	<i>Date</i>	<i>Balance</i>	<i>Date</i>	<i>Balance</i>
04/30	3,038,526.23	05/12	3,221,421.44	05/21	3,087,073.41
05/03	2,979,639.84	05/13	3,154,862.18	05/24	3,098,469.13
05/04	2,978,752.98	05/14	3,123,590.95	05/25	3,115,904.29
05/05	2,951,045.31	05/17	3,074,125.18	05/26	3,115,890.66
05/06	2,889,594.50	05/18	3,066,999.25	05/27	3,054,918.37
05/10	2,884,670.07	05/19	3,060,779.77	05/28	3,035,366.78
05/11	3,222,263.62	05/20	3,091,217.39		
Average daily ledger balance		\$3,047,737.10			

Statement Date 05/31/2021

Cash Object 11010

Status Posted

Journal Entry # CA21-00020

Bank Statement Ending Balance	3,035,366.78	Service Charge	300.24
Less: Uncleared Payments	23,903.85	Interest Earned	0.00
Add: Uncleared Deposits	0.00		
Add: Uncleared Other	0.00	Cleared Payments	408,255.51
Adjusted Bank Balance	3,011,462.93	Cleared Deposits	405,396.30
System Cash Balance	3,011,462.93	Cleared Other	300.24-
Add: Unposted Charges and Interest	0.00		
Revised System Cash Balance	3,011,462.93	Submitted By	DLINGAT, 06/07/2021
Difference	0.00	Posted By	ALERNER, 06/09/2021

Uncleared Payments

Issued	Check #	Check Amount	Pay To Name	Vendor ID	Emp ID	Bank Acct
11/27/20	12357	219.22	NM Child Supp Enforc Agency	901001		130MAIN
02/17/21	12493	1,920.00	Dual Language Education of New Mexicc	000156		130MAIN
03/31/21	12564	36.53	Brady Industries, LLC	000620		130MAIN
03/31/21	12565	78.75	Crystal Springs	010183		130MAIN
03/31/21	12566	38.00	Ephesus Office Technologies	000209		130MAIN
04/07/21	VCH-00000107(*)		NMPSIA	900001		130MAIN
04/07/21	VCH-00000114(*)		NMPSIA	900001		130MAIN
04/13/21	12598	5,493.53	Charter School Nursing Service	000251		130MAIN
05/05/21	12659	35.70	Jesus A Moncada	000111		130MAIN
05/11/21	VCH-00000108(*)		New Mexico Taxation and Revenue Dep:	900013		130MAIN
05/13/21	12682	19.99	Maestas, Melissa	010136		130MAIN
05/20/21	12689	76.98	Ana Vasquez	010143		130MAIN
05/20/21	12690	1,835.00	Association of Charter School Education Ser	000635		130MAIN
05/20/21	12691	5,228.83	Ben E Keith Foods	000493		130MAIN
05/27/21	12697	425.75	Cooperative Educational Services	000070		130MAIN
05/27/21	12698	1,415.62	Accountability and Compliance Resources LI	000461		130MAIN
05/27/21	12699	280.48	Amaros Carpet Cleaning	010114		130MAIN
05/27/21	12700	301.25	Crystal Springs	010183		130MAIN
05/27/21	12701	692.72	Ephesus Office Technologies	000209		130MAIN
05/27/21	12702	1,782.82	Gorman Industries , INC	010193		130MAIN
05/27/21	12703	371.16	Melissa Mendonca	010202		130MAIN
05/27/21	12704	1,139.40	Quill Corporation	000214		130MAIN
05/27/21	12705	917.40	Brady Industries, LLC	000620		130MAIN
05/27/21	12706	16.00	Espinosa, Rosemary	010120		130MAIN
05/27/21	12707	487.00	PSG Embroidery Screen Printing	000496		130MAIN
05/27/21	12708	125.00	Public Charter Schools of NM	000056		130MAIN

Selection Grouped by Org, Cash Object, Statement Date - Sorted by Item date, Item #, (Org = 130, Cash Object IN ('11010'), Bank Statement Date = 5/31/2021, Uncleared Only? = No)



Statement Date 05/31/2021

Cash Object 11010

Status Posted

Journal Entry # CA21-00020

Uncleared Payments (continued)

Issued	Check #	Check Amount	Pay To Name	Vendor ID	Emp ID	Bank Acct
05/27/21	12709	747.50	PSG Embroidery Screen Printing	000496		130MAIN
05/28/21	12696	219.22	NM Child Supp Enforc Agency	901001		130MAIN
		23,903.85	(*) Cancelled Payments	29,124.56		

Cleared Payments

Issued	Check #	Check Amount	Cleared Amount	Difference	Cleared	Pay To Name	Vendor ID	Emp ID	Bank Acct
04/07/21	12585	128.62	128.62		05/31/21	Gina Gonzalez-Young	010186		130MAIN
04/13/21	12599	2,195.51	2,195.51		05/31/21	PNM	000178		130MAIN
04/21/21	12614	375.94	375.94		05/31/21	Ephesus Office Technologies	000209		130MAIN
04/21/21	12615	11.65	11.65		05/31/21	Jesus A Moncada	000111		130MAIN
04/21/21	12622	131.55	131.55		05/31/21	South Valley Preparatory School	010196		130MAIN
04/21/21	12626	55,985.01	55,985.01		05/31/21	Association of Charter School Education Ser	000635		130MAIN
04/21/21	12629	2,379.80	2,379.80		05/31/21	Discount School Supply	010194		130MAIN
04/22/21	12631	245.73	245.73		05/31/21	Alpine Protection LLC	010013		130MAIN
04/28/21	12633	9,466.03	9,466.03		05/31/21	Bilingual Multicultural Services, Inc.	000241		130MAIN
04/28/21	12634	2,381.10	2,381.10		05/31/21	Brady Industries, LLC	000620		130MAIN
04/28/21	12635	180.00	180.00		05/31/21	Crystal Springs	010183		130MAIN
04/28/21	12636	38.00	38.00		05/31/21	Ephesus Office Technologies	000209		130MAIN
04/28/21	12638	112.19	112.19		05/31/21	Orkin Pest Control	000697		130MAIN
04/28/21	12639	69.51	69.51		05/31/21	Palos Sports	010068		130MAIN
04/28/21	12640	294.49	294.49		05/31/21	Quill Corporation	000214		130MAIN
04/30/21	12643	487.64	487.64		05/31/21	Daniela Reyes		000232	130MAIN
04/30/21	12645	219.22	219.22		05/31/21	NM Child Supp Enforc Agency	901001		130MAIN
05/01/21	12646	879.18	879.18		05/31/21	Maria V. Granados Gomez		000201	130MAIN
05/01/21	12647	145.64	145.64		05/31/21	EFTPS	900004		130MAIN
05/05/21	12649	233.01	233.01		05/31/21	Western State Fire Protection Co.	000577		130MAIN
05/05/21	12650	280.48	280.48		05/31/21	Amaros Carpet Cleaning	010114		130MAIN
05/05/21	12651	1,835.00	1,835.00		05/31/21	Association of Charter School Education Ser	000635		130MAIN
05/05/21	12652	413.84	413.84		05/31/21	Brady Industries, LLC	000620		130MAIN
05/05/21	12653	6,229.78	6,229.78		05/31/21	Charter School Nursing Service	000251		130MAIN
05/05/21	12654	676.93	676.93		05/31/21	De Lage Landen Financial Services	000411		130MAIN
05/05/21	12655	280.48	280.48		05/31/21	Ephesus Office Technologies	000209		130MAIN
05/05/21	12656	200.00	200.00		05/31/21	Marcia Lee Unnever, Kids Focus	000579		130MAIN
05/05/21	12657	35,000.00	35,000.00		05/31/21	Saylor Family Trust, LLC	000555		130MAIN
05/05/21	12658	505.33	505.33		05/31/21	Saylor Family Trust, LLC	000555		130MAIN
05/05/21	12660	280.48	280.48		05/31/21	Amaros Carpet Cleaning	010114		130MAIN

Selection Grouped by Org, Cash Object, Statement Date - Sorted by Item date, Item #, (Org = 130, Cash Object IN ('11010'), Bank Statement Date = 5/31/2021, Uncleared Only? = No)



Statement Date 05/31/2021

Cash Object 11010

Status Posted

Journal Entry # CA21-00020

Cleared Payments (continued)

Issued	Check #	Check Amount	Cleared Amount	Difference	Cleared	Pay To Name	Vendor ID	Emp ID	Bank Acct
05/05/21	12661	13,527.53	13,527.53		05/31/21	Association of Charter School Education Ser	000635		130MAIN
05/05/21	12662	260.00	260.00		05/31/21	Marcia Lee Unnever, Kids Focus	000579		130MAIN
05/05/21	12663	700.00	700.00		05/31/21	T-Mobile USA Inc	010181		130MAIN
05/05/21	12664	5.49	5.49		05/31/21	Verizon Wireless	000206		130MAIN
05/05/21	Batch 05/05/2021	19,285.18	19,285.18		05/31/21				130MAIN
05/11/21	12665	37.90	37.90		05/31/21	Pre-Paid Legal Services, Inc.	901000		130MAIN
05/11/21	12666	551.16	551.16		05/31/21	American Family Life	901012		130MAIN
05/11/21	12667	200.00	200.00		05/31/21	Metropolitan Life Insurance	901002		130MAIN
05/11/21	12668	79.98	79.98		05/31/21	Alpine Protection LLC	010013		130MAIN
05/11/21	12669	9,045.32	9,045.32		05/31/21	Bilingual Multicultural Services, Inc.	000241		130MAIN
05/11/21	12670	1,227.79	1,227.79		05/31/21	Brady Industries, LLC	000620		130MAIN
05/11/21	12671	75.00	75.00		05/31/21	City of Albuquerque	000055		130MAIN
05/11/21	12672	367.00	367.00		05/31/21	Marta Martin Alonso	010042		130MAIN
05/11/21	12673	138.82	138.82		05/31/21	Roberto Muro	000693		130MAIN
05/11/21	12674	78.83	78.83		05/31/21	School Health Corporation	010068		130MAIN
05/11/21	Batch 05/11/2021	76,030.20	76,030.20		05/31/21				130MAIN
05/13/21	12678	577.57	577.57		05/31/21	AAA State of Play	000618		130MAIN
05/13/21	12679	280.48	280.48		05/31/21	Amaros Carpet Cleaning	010114		130MAIN
05/13/21	12680	356.88	356.88		05/31/21	Comcast	000208		130MAIN
05/13/21	12681	237.50	237.50		05/31/21	Crystal Springs	010183		130MAIN
05/13/21	12683	163.04	163.04		05/31/21	Pitney Bowes Purchase Power	000760		130MAIN
05/13/21	12684	115.99	115.99		05/31/21	Veronica Vigil	010191		130MAIN
05/13/21	12685	345.29	345.29		05/31/21	Voyager Sopris Learning, Inc.	010190		130MAIN
05/14/21	12675	408.08	408.08		05/31/21	Liliana Torres		000233	130MAIN
05/14/21	12676	18,452.68	18,452.68		05/31/21	EFTPS	900004		130MAIN
05/14/21	12677	219.22	219.22		05/31/21	NM Child Supp Enforc Agency	901001		130MAIN
05/14/21	Batch 05/14/2021	58,979.46	58,979.46		05/31/21				130MAIN
05/17/21	12686	3,180.28	3,180.28		05/31/21	PNM	000178		130MAIN
05/20/21	12687	407.04	407.04		05/31/21	A-1 National Fire CO.	000562		130MAIN
05/20/21	12688	280.48	280.48		05/31/21	Amaros Carpet Cleaning	010114		130MAIN
05/20/21	12692	656.42	656.42		05/31/21	Ephesus Office Technologies	000209		130MAIN
05/20/21	12693	39.00	39.00		05/31/21	NM Gas Company	000558		130MAIN
05/20/21	12694	116.76	116.76		05/31/21	Veronica Vigil	010191		130MAIN
05/28/21	12695	19,551.59	19,551.59		05/31/21	EFTPS	900004		130MAIN
05/28/21	Batch 05/28/2021	60,615.41	60,615.41		05/31/21				130MAIN

Selection Grouped by Org, Cash Object, Statement Date - Sorted by Item date, Item #, (Org = 130, Cash Object IN ('11010'), Bank Statement Date = 5/31/2021, Uncleared Only? = No)



Statement Date 05/31/2021

Cash Object 11010

Status Posted

Journal Entry # CA21-00020

408,255.51 408,255.51 (*) Cancelled Payments 29,124.56

Cleared Deposits

Deposited	Deposit #	Deposit Amount	Cleared Amount	Difference	Cleared	Bank Acct
05/11/21	Batch 05/11/2021	338,904.78	338,904.78		05/31/21	130MAIN
05/12/21	Batch 05/12/2021	20.00	20.00		05/31/21	130MAIN
05/20/21	Batch 05/20/2021	30,600.66	30,600.66		05/31/21	130MAIN
05/21/21	Batch 05/21/2021	5,553.91	5,553.91		05/31/21	130MAIN
05/24/21	Batch 05/24/2021	12,200.00	12,200.00		05/31/21	130MAIN
05/25/21	Batch 05/25/2021	17,435.16	17,435.16		05/31/21	130MAIN
05/26/21	Batch 05/26/2021	681.79	681.79		05/31/21	130MAIN
		405,396.30	405,396.30			

Cleared Other

Effective	JE #	Amount	Cleared Amount	Difference	Cleared	JE Comment	Bank Acct
05/31/21	CA21-00020	300.24-	300.24-		06/09/21		

As of 05/31/2021		Fiscal Year 2020/21 Actuals			
Resource	Beginning Balance	Revenue Activity	Expense Activity	Net Activity	Resulting Balance
Fund 11000 - Operational Fund	858,005.58	3,832,185.04	3,034,692.91	797,492.13	1,655,497.71
Fund 14000 - Inst. Materials Fund	3,088.37	.00	.00	.00	3,088.37
Fund 21000 - Food Services Fund	121,817.14	155,084.44	172,545.78	17,461.34-	104,355.80
Fund 23000 - Non-Instruct. Fund	.00	75.60	.00	75.60	75.60
Fund 23001 - Athletic	2,455.60-	.00	.00	.00	2,455.60-
Fund 23003 - Chess Club	39.71	.00	.00	.00	39.71
Fund 23004 - Student Council	2,962.08	.00	.00	.00	2,962.08
Fund 23005 - Yearbook	2,109.50	.00	.00	.00	2,109.50
Fund 23006 - Cheer	140.02	.00	.00	.00	140.02
Fund 23007 - Sunshine	297.42	.00	115.99	115.99-	181.43
Fund 23010 - Admin Discretionary Account	4,510.38	197.00	1,429.76	1,232.76-	3,277.62
Fund 23102 - General Activities	2,897.49	.00	.00	.00	2,897.49
Fund 24101 - Title I - IASA	86,477.32-	137,185.63	103,627.66	33,557.97	52,919.35-
Fund 24106 - IDEA-B Entitlement	49,145.53-	79,344.61	69,898.91	9,445.70	39,699.83-
Fund 24118 - Fresh Fruit & Vegetables	3,631.63-	10,620.88	21,400.58	10,779.70-	14,411.33-
Fund 24146 - Charter Schools	.00	.00	85,994.16	85,994.16-	85,994.16-
Fund 24153 - English Language Acquisition	4,541.00-	4,770.00	.00	4,770.00	229.00
Fund 24154 - Teach./Princp. Train & Recruit	8,245.00-	10,570.00	8,063.88	2,506.12	5,738.88-
Fund 24189 - Title IV	1,276.00-	1,276.00	.00	1,276.00	.00
Fund 24301 - CARES Act	.00	117,792.33	147,796.44	30,004.11-	30,004.11-
Fund 24305 - GEERF	.00	.00	5,067.44	5,067.44-	5,067.44-
Fund 24306 - CARES/GEER - HEPA Filters	.00	.00	9,676.00	9,676.00-	9,676.00-
Fund 25153 - Title XIX MEDICAID 3/21 Years	28,248.67	14,603.13	3,420.80	11,182.33	39,431.00
Fund 25171 - Child & Adult Food Program	30,413.21	59,798.38	.00	59,798.38	90,211.59
Fund 25205 - Gear Up New Mexico Initiative					

Selection Grouped by Fund - Sorted by Resource, (Org = 130, As of Date = 5/31/2021, Actuals = Y, Enc = N, SACS Fund = N, SACS Rsrc = N, SACS = N, Restricted Accts = Y)

SCHOOLABILITY

Page 1 of 2

As of 05/31/2021		Fiscal Year 2020/21 Actuals			
Resource	Beginning Balance	Revenue Activity	Expense Activity	Net Activity	Resulting Balance
Fund 25205 - Gear Up New Mexico Initiative	.00	.00	9,464.56	9,464.56-	9,464.56-
Fund 26177 - Elementry & Mid Sch Initiative	.00	.00	109.24	109.24-	109.24-
Fund 27107 - 2012 GOBond Std. Library SB-66	7,838.00-	7,838.00	.00	7,838.00	.00
Fund 27109 - Instructional Materials- GAA	3,500.58	.00	.00	.00	3,500.58
Fund 27130 - Career Information System	.00	500.00	.00	500.00	500.00
Fund 27149 - PreK Initiative	153,896.83-	223,777.54	177,635.39	46,142.15	107,754.68-
Fund 31200 - Public School Capital Outlay	145,628.00-	297,421.50	278,288.09	19,133.41	126,494.59-
Fund 31600 - Capital Improv. HB 33	806,579.12	212,164.30	2,121.66	210,042.64	1,016,621.76
Fund 31701 - Capital Improv. SB9 Local	409,417.05	107,106.79	24,175.93	82,930.86	492,347.91
Fund 31703 - SB9 State Match Cash	9,854.00	.00	.00	.00	9,854.00
Total for Org	1,820,745.41	5,272,311.17	4,155,525.18	1,116,785.99	2,937,531.40

Balances through 05/31/2021

Fiscal Year 2020/21

Funds- Func- Obj ct - Pr gm- Locat n- JbCl - Opt nl	Description	Adopted Budget	Revised Budget	Encumbered	Expenditure	Account Balance
Funds 11000 - Operational, Func 1000 - Instruction						
11000- 1000- 51100- 0000- 001118- 1611- 00000	SalariesExpense,SubsSickL	42,642.00	42,642.00		23,634.04	19,007.96
11000- 1000- 51100- 1010- 001118- 0000- 00000	SalariesExpense,NoJobClas				184.03	184.03-
11000- 1000- 51100- 1010- 001118- 1411- 00000	SalariesExpense,Teachers	705,330.00	557,854.00	156,453.84	365,986.90	35,413.26
11000- 1000- 51100- 1010- 001118- 1413- 00000	SalariesExpense,TeachersE	65,754.00	63,200.00	31,578.00	58,237.62	26,615.62-
11000- 1000- 51100- 1010- 001118- 1711- 00000	SalariesExpense,InstAsst1		17,665.00			17,665.00
11000- 1000- 51100- 1010- 001118- 1713- 00000	SalariesExpense,InstAsst-	8,819.00	54,387.00	26,741.82	44,155.94	16,510.76-
11000- 1000- 51100- 1020- 001118- 1711- 00000	SalariesExpense,InstAsst1	52,000.00				
11000- 1000- 51100- 2000- 001118- 1412- 00000	SalariesExpense,Teachers	108,292.00	167,510.00	50,103.04	112,731.84	4,675.12
11000- 1000- 51100- 4010- 001118- 1413- 00000	SalariesExpense,TeachersE	52,223.00	153,345.00	28,220.80	63,496.80	61,627.40
11000- 1000- 51100- 4010- 001118- 1416- 00000	SalariesExpense,TeachersO	432,218.00	350,493.00	81,832.32	204,645.87	64,014.81
11000- 1000- 51100- 4025- 001118- 1412- 00000	SalariesExpense,Teachers	136,082.00	138,847.00	32,141.68	90,019.07	16,686.25
11000- 1000- 51100- 4025- 001118- 1713- 00000	SalariesExpense,InstAsst-	54,458.00			1,164.30	1,164.30-
11000- 1000- 51200- 1010- 001118- 1713- 00000	OvertimeExpense,InstAsst-	2,280.00	2,280.00		243.35	2,036.65
11000- 1000- 51300- 1010- 001118- 1411- 00000	AddtnlCompenstn,Teachers	53,610.00	29,412.00		21,736.26	7,675.74
11000- 1000- 51300- 1010- 001118- 1411- 10000	AddtnlCompenstn,Teachers				913.00	913.00-
11000- 1000- 51300- 1010- 001118- 1414- 00000	AddtnlCompenstn,TeachersP				1,267.88	1,267.88-
11000- 1000- 51300- 1010- 001118- 1621- 00000	AddtnlCompenstn,Sum/After	1,000.00	1,000.00			1,000.00
11000- 1000- 51300- 1010- 001118- 1713- 00000	AddtnlCompenstn,InstAsst-				75.15	75.15-
11000- 1000- 51300- 2000- 001118- 1412- 00000	AddtnlCompenstn,Teachers	6,500.00	6,500.00		178.28	6,321.72
11000- 1000- 51300- 4010- 001118- 1416- 00000	AddtnlCompenstn,TeachersO	31,770.00	31,770.00	26,411.54	48,118.57	42,760.11-
11000- 1000- 51300- 4030- 001118- 0000- 00000	AddtnlCompenstn,NoJobClas	148,925.00				
11000- 1000- 51300- 4030- 001118- 1411- 00000	AddtnlCompenstn,Teachers		219,628.00		220,905.95	1,277.95-
11000- 1000- 51300- 4030- 001118- 1711- 00000	AddtnlCompenstn,InstAsst1		12,282.00		12,254.55	27.45
11000- 1000- 51300- 4040- 001118- 0000- 00000	AddtnlCompenstn,NoJobClas	96,440.00	100.00			100.00
11000- 1000- 51300- 4040- 001118- 1411- 00000	AddtnlCompenstn,Teachers		42,319.00		53,419.73	11,100.73-
11000- 1000- 51300- 4040- 001118- 1711- 00000	AddtnlCompenstn,InstAsst1		2,554.00		4,854.15	2,300.15-
11000- 1000- 51300- 9000- 001118- 1618- 00000	AddtnlCompenstn,Athletics	2,000.00	2,000.00			2,000.00
11000- 1000- 51300- 9000- 001118- 1621- 00000	AddtnlCompenstn,Sum/After				352.00	352.00-
11000- 1000- 52111- 0000- 001118- 0000- 00000	EducRetirement	13,468.00			1,711.81	1,711.81-
11000- 1000- 52111- 1010- 001118- 0000- 00000	EducRetirement	118,645.00	97,113.00	30,390.32	67,052.92	330.24-
11000- 1000- 52111- 1010- 001118- 0000- 10000	EducRetirement				129.20	129.20-
11000- 1000- 52111- 1020- 001118- 0000- 00000	EducRetirement	7,358.00	7,358.00			7,358.00
11000- 1000- 52111- 2000- 001118- 0000- 00000	EducRetirement	16,245.00	25,032.00	7,089.52	15,976.64	1,965.84
11000- 1000- 52111- 4010- 001118- 0000- 00000	EducRetirement	65,408.00	82,896.00	19,310.20	44,751.67	18,834.13
11000- 1000- 52111- 4025- 001118- 0000- 00000	EducRetirement	26,964.00	26,964.00	4,548.00	12,902.34	9,513.66
11000- 1000- 52111- 4030- 001118- 0000- 00000	EducRetirement	21,082.00	24,582.00		32,458.86	7,876.86-

Selection Grouped by Account Type, Filtered by User Permissions, (Org = 130, Online/Offline = N, Period = 11, UnPosted JEs? = N, Assets and Liabilities? = N, Restricted Accts? = Y, Funds = 1..8, Objct = 5, Obj Digits = 0, Page Break Lvl =)



Balances through 05/31/2021						Fiscal Year 2020/21	
Funds- Func- Obj ct - Pr gm- Locat n- JbCl - Opt nl	Description	Adopted Budget	Revised Budget	Encumbered	Expenditure	Account Balance	
Funds 11000 - Operational, Func 1000 - Instruction (continued)							
11000- 1000- 52111- 4040- 001118- 0000- 00000	EducRetirement	13,663.00	6,163.00		6,177.51	14.51-	
11000- 1000- 52111- 9000- 001118- 0000- 00000	EducRetirement	284.00	284.00			284.00	
11000- 1000- 52112- 0000- 001118- 0000- 00000	ERARetireeHlth	1,904.00	1,904.00		248.08	1,655.92	
11000- 1000- 52112- 1010- 001118- 0000- 00000	ERARetireeHlth	16,777.00	16,777.00	4,295.44	9,798.85	2,682.71	
11000- 1000- 52112- 1010- 001118- 0000- 10000	ERARetireeHlth				18.26	18.26-	
11000- 1000- 52112- 1020- 001118- 0000- 00000	ERARetireeHlth	1,040.00	1,040.00			1,040.00	
11000- 1000- 52112- 2000- 001118- 0000- 00000	ERARetireeHlth	2,296.00	4,751.00	1,002.08	2,254.67	1,494.25	
11000- 1000- 52112- 4010- 001118- 0000- 00000	ERARetireeHlth	9,249.00	11,717.00	2,729.37	6,325.32	2,662.31	
11000- 1000- 52112- 4025- 001118- 0000- 00000	ERARetireeHlth	3,814.00	3,814.00	642.88	1,823.73	1,347.39	
11000- 1000- 52112- 4030- 001118- 0000- 00000	ERARetireeHlth	2,985.00	2,985.00		4,663.26	1,678.26-	
11000- 1000- 52112- 4040- 001118- 0000- 00000	ERARetireeHlth	1,939.00	1,939.00		940.99	998.01	
11000- 1000- 52112- 9000- 001118- 0000- 00000	ERARetireeHlth	40.00	40.00			40.00	
11000- 1000- 52210- 0000- 001118- 0000- 00000	FICA Payments	5,902.00	5,902.00		1,373.60	4,528.40	
11000- 1000- 52210- 1010- 001118- 0000- 00000	FICA Payments	51,983.00	51,983.00	13,275.20	30,507.86	8,199.94	
11000- 1000- 52210- 1010- 001118- 0000- 10000	FICA Payments				56.60	56.60-	
11000- 1000- 52210- 1020- 001118- 0000- 00000	FICA Payments	3,224.00	3,224.00			3,224.00	
11000- 1000- 52210- 2000- 001118- 0000- 00000	FICA Payments	7,118.00	14,726.00	3,106.40	7,000.46	4,619.14	
11000- 1000- 52210- 4010- 001118- 0000- 00000	FICA Payments	28,659.00	36,894.00	8,426.70	19,539.92	8,927.38	
11000- 1000- 52210- 4025- 001118- 0000- 00000	FICA Payments	11,816.00	11,816.00	1,992.80	5,653.42	4,169.78	
11000- 1000- 52210- 4030- 001118- 0000- 00000	FICA Payments	9,242.00	9,242.00		14,428.68	5,186.68-	
11000- 1000- 52210- 4040- 001118- 0000- 00000	FICA Payments	5,997.00	5,997.00		3,592.58	2,404.42	
11000- 1000- 52210- 9000- 001118- 0000- 00000	FICA Payments	124.00	124.00		21.83	102.17	
11000- 1000- 52220- 0000- 001118- 0000- 00000	MedicarePaymnts	1,381.00	1,381.00		321.32	1,059.68	
11000- 1000- 52220- 1010- 001118- 0000- 00000	MedicarePaymnts	12,175.00	12,175.00	3,104.56	7,134.59	1,935.85	
11000- 1000- 52220- 1010- 001118- 0000- 10000	MedicarePaymnts				13.23	13.23-	
11000- 1000- 52220- 1020- 001118- 0000- 00000	MedicarePaymnts	754.00	754.00			754.00	
11000- 1000- 52220- 2000- 001118- 0000- 00000	MedicarePaymnts	1,666.00	3,444.00	726.48	1,637.16	1,080.36	
11000- 1000- 52220- 4010- 001118- 0000- 00000	MedicarePaymnts	6,712.00	8,628.00	1,970.98	4,570.23	2,086.79	
11000- 1000- 52220- 4025- 001118- 0000- 00000	MedicarePaymnts	2,767.00	2,767.00	466.00	1,322.02	978.98	
11000- 1000- 52220- 4030- 001118- 0000- 00000	MedicarePaymnts	2,167.00	2,167.00		3,374.42	1,207.42-	
11000- 1000- 52220- 4040- 001118- 0000- 00000	MedicarePaymnts	1,415.00	1,415.00		840.20	574.80	
11000- 1000- 52220- 9000- 001118- 0000- 00000	MedicarePaymnts	30.00	30.00		5.10	24.90	
11000- 1000- 52311- 0000- 001118- 0000- 00000	Hth&MedPremiums				10,000.26	10,000.26-	
11000- 1000- 52311- 1010- 001118- 0000- 00000	Hth&MedPremiums	60,074.00	60,074.00	14,045.84	27,144.23	18,883.93	
11000- 1000- 52311- 1020- 001118- 0000- 00000	Hth&MedPremiums	12,803.00	12,803.00			12,803.00	
11000- 1000- 52311- 2000- 001118- 0000- 00000	Hth&MedPremiums	17,376.00	17,376.00	1,486.16	6,904.33	8,985.51	

Selection Grouped by Account Type, Filtered by User Permissions, (Org = 130, Online/Offline = N, Period = 11, UnPosted JEs? = N, Assets and Liabilities? = N, Restricted Accts? = Y, Funds = 1.8, Objct = 5, Obj Digits = 0, Page Break Lvl =)

Balances through 05/31/2021						Fiscal Year 2020/21	
Funds- Func- Obj ct - Pr gm- Locat n- JbCl - Opt nl	Description	Adopted Budget	Revised Budget	Encumbered	Expenditure	Account Balance	
Funds 11000 - Operational, Func 1000 - Instruction (continued)							
11000- 1000- 52311- 4010- 001118- 0000- 00000	Hth&MedPremiums	45,456.00	45,456.00	10,017.44	19,942.50	15,496.06	
11000- 1000- 52311- 4025- 001118- 0000- 00000	Hth&MedPremiums	5,335.00	5,335.00	3,120.72	6,241.44	4,027.16-	
11000- 1000- 52312- 0000- 001118- 0000- 00000	Life	114.00	114.00		36.71	77.29	
11000- 1000- 52312- 1010- 001118- 0000- 00000	Life	855.00	903.00	336.64	586.65	20.29-	
11000- 1000- 52312- 1020- 001118- 0000- 00000	Life	57.00	57.00			57.00	
11000- 1000- 52312- 2000- 001118- 0000- 00000	Life	114.00	278.00	63.12	126.24	88.64	
11000- 1000- 52312- 4010- 001118- 0000- 00000	Life	456.00	621.00	147.28	312.97	160.75	
11000- 1000- 52312- 4025- 001118- 0000- 00000	Life	342.00	342.00	42.08	114.72	185.20	
11000- 1000- 52313- 0000- 001118- 0000- 00000	Dental				454.92	454.92-	
11000- 1000- 52313- 1010- 001118- 0000- 00000	Dental	2,655.00	2,681.00	1,002.40	1,777.39	98.79-	
11000- 1000- 52313- 1020- 001118- 0000- 00000	Dental	308.00	308.00			308.00	
11000- 1000- 52313- 2000- 001118- 0000- 00000	Dental	514.00	598.00	199.28	398.56	.16	
11000- 1000- 52313- 4010- 001118- 0000- 00000	Dental	1,317.00	1,606.00	432.56	890.78	282.66	
11000- 1000- 52313- 4025- 001118- 0000- 00000	Dental	719.00	719.00	130.64	261.28	327.08	
11000- 1000- 52314- 0000- 001118- 0000- 00000	Vision				125.44	125.44-	
11000- 1000- 52314- 1010- 001118- 0000- 00000	Vision	520.00	520.00	192.08	347.33	19.41-	
11000- 1000- 52314- 1020- 001118- 0000- 00000	Vision	102.00	102.00			102.00	
11000- 1000- 52314- 2000- 001118- 0000- 00000	Vision	148.00	163.00	40.24	80.48	42.28	
11000- 1000- 52314- 4010- 001118- 0000- 00000	Vision	484.00	484.00	99.36	198.72	185.92	
11000- 1000- 52314- 4025- 001118- 0000- 00000	Vision	165.00	165.00	25.20	69.20	70.60	
11000- 1000- 52315- 0000- 001118- 0000- 00000	Disability	176.00	176.00		166.35	9.65	
11000- 1000- 52315- 1010- 001118- 0000- 00000	Disability	1,335.00	1,335.00	195.16	395.33	744.51	
11000- 1000- 52315- 1020- 001118- 0000- 00000	Disability	288.00	288.00			288.00	
11000- 1000- 52315- 2000- 001118- 0000- 00000	Disability	348.00	454.00	118.60	222.40	113.00	
11000- 1000- 52315- 4010- 001118- 0000- 00000	Disability	576.00	576.00	134.00	267.32	174.68	
11000- 1000- 52315- 4025- 001118- 0000- 00000	Disability	399.00	399.00	121.16	276.66	1.18	
11000- 1000- 52500- 0000- 001118- 0000- 00000	UnemploymntComp	170.00	170.00		74.52	95.48	
11000- 1000- 52500- 1010- 001118- 0000- 00000	UnemploymntComp	1,275.00	1,275.00	240.00	1,026.19	8.81	
11000- 1000- 52500- 1010- 001118- 0000- 10000	UnemploymntComp				.44	.44-	
11000- 1000- 52500- 1020- 001118- 0000- 00000	UnemploymntComp	85.00	85.00			85.00	
11000- 1000- 52500- 2000- 001118- 0000- 00000	UnemploymntComp	170.00	492.00	29.81	268.42	193.77	
11000- 1000- 52500- 4010- 001118- 0000- 00000	UnemploymntComp	680.00	966.00	94.30	657.82	213.88	
11000- 1000- 52500- 4025- 001118- 0000- 00000	UnemploymntComp	510.00	510.00	29.40	236.32	244.28	
11000- 1000- 52500- 4030- 001118- 0000- 00000	UnemploymntComp		60.00		200.46	140.46-	
11000- 1000- 52500- 4040- 001118- 0000- 00000	UnemploymntComp		39.00		74.09	35.09-	
11000- 1000- 52500- 9000- 001118- 0000- 00000	UnemploymntComp				1.16	1.16-	

Selection Grouped by Account Type, Filtered by User Permissions, (Org = 130, Online/Offline = N, Period = 11, UnPosted JEs? = N, Assets and Liabilities? = N, Restricted Accts? = Y, Funds = 1..8, Objct = 5, Obj Digits = 0, Page Break Lvl =)

Balances through 05/31/2021						Fiscal Year 2020/21	
Funds- Func- Obj ct - Pr gm- Locat n- JbCl - Opt nl	Description	Adopted Budget	Revised Budget	Encumbered	Expenditure	Account Balance	
Funds 11000 - Operational, Func 1000 - Instruction (continued)							
11000- 1000- 52710- 0000- 001118- 0000- 00000	WorkersCompPrem	1,214.00	1,214.00		1,272.00	58.00-	
11000- 1000- 52710- 1010- 001118- 0000- 00000	WorkersCompPrem	9,942.00	10,062.00		10,062.00		
11000- 1000- 52710- 1020- 001118- 0000- 00000	WorkersCompPrem	663.00	663.00		663.00		
11000- 1000- 52710- 2000- 001118- 0000- 00000	WorkersCompPrem	1,381.00	1,381.00		1,381.00		
11000- 1000- 52710- 4010- 001118- 0000- 00000	WorkersCompPrem	5,506.00	5,506.00		5,506.00		
11000- 1000- 52710- 4025- 001118- 0000- 00000	WorkersCompPrem	2,432.00	2,432.00		2,432.00		
11000- 1000- 52720- 0000- 001118- 0000- 00000	WorkrsCompERFee	20.00	20.00		4.60	15.40	
11000- 1000- 52720- 1010- 001118- 0000- 00000	WorkrsCompERFee	150.00	166.00	78.20	71.30	16.50	
11000- 1000- 52720- 1020- 001118- 0000- 00000	WorkrsCompERFee	10.00	10.00			10.00	
11000- 1000- 52720- 2000- 001118- 0000- 00000	WorkrsCompERFee	20.00	46.00	13.80	13.80	18.40	
11000- 1000- 52720- 4010- 001118- 0000- 00000	WorkrsCompERFee	80.00	102.00	32.20	34.50	35.30	
11000- 1000- 52720- 4025- 001118- 0000- 00000	WorkrsCompERFee	60.00	60.00	9.20	11.50	39.30	
11000- 1000- 53330- 1010- 001118- 0000- 00000	ProfessDevelop		3,820.00	3,970.00	5,570.65	5,720.65-	
11000- 1000- 53330- 4040- 001118- 0000- 00000	ProfessDevelop	29,398.00	29,398.00	6,338.88	1,661.12	21,398.00	
11000- 1000- 53711- 1010- 001118- 0000- 00000	Other Charges	1,000.00	1,000.00	671.64	1,468.86	1,140.50-	
11000- 1000- 53711- 9000- 001118- 0000- 00000	Other Charges	1,400.00	1,400.00			1,400.00	
11000- 1000- 55817- 1010- 001118- 0000- 00000	Student Travel	10,432.00	10,432.00			10,432.00	
11000- 1000- 55819- 1010- 001118- 0000- 00000	EmpTravTeachers		1,000.00	792.32	207.68		
11000- 1000- 55915- 1010- 001118- 0000- 00000	OthContractSvcs	27,061.00	27,061.00	24,040.00	12,760.00	9,739.00-	
11000- 1000- 55915- 4040- 001118- 0000- 00000	OthContractSvcs	20,000.00	20,000.00			20,000.00	
11000- 1000- 55915- 9000- 001118- 0000- 00000	OthContractSvcs	5,000.00	5,000.00			5,000.00	
11000- 1000- 56112- 1010- 001118- 0000- 00000	Other Textbooks	75,577.00	165,728.00	7,004.75	162,217.58	3,494.33-	
11000- 1000- 56113- 1010- 001118- 0000- 00000	Software	3,650.00	37,599.00	18,689.62	18,909.10	.28	
11000- 1000- 56113- 4040- 001118- 0000- 00000	Software	3,800.00	3,800.00			3,800.00	
11000- 1000- 56118- 1010- 001118- 0000- 00000	GenSuppliesMats	20,000.00	20,000.00	11,118.26	15,467.28	6,585.54-	
11000- 1000- 56118- 4040- 001118- 0000- 00000	GenSuppliesMats	34,600.00	34,600.00		116.00	34,484.00	
11000- 1000- 57331- 1010- 001118- 0000- 00000	FixedAssets>\$5k	506,108.00	339,789.00			339,789.00	
11000- 1000- 57332- 1010- 001118- 0000- 00000	SupplAssets<\$5k	12,650.00	12,650.00	611.95	2,750.46	9,287.59	
Total for Func 1000 and Expense accounts		3,404,716.00	3,276,285.00	642,274.26	1,959,664.67	674,346.07	
Funds 11000 - Operational, Func 2100 - SuppSvcsStudnts							
11000- 2100- 51100- 2000- 001118- 1214- 00000	SalariesExpense,Couns-Soc		50,514.00			50,514.00	
11000- 2100- 51100- 4025- 001118- 1214- 00000	SalariesExpense,Couns-Soc	109,214.00	109,214.00		3,885.64	105,328.36	
11000- 2100- 51300- 0000- 001118- 1211- 00000	AddtnlCompenstn,CoordSubS		16,909.00			16,909.00	
11000- 2100- 51300- 2000- 001118- 1211- 00000	AddtnlCompenstn,CoordSubS	3,000.00	5,001.00	2,000.00	3,000.00	1.00	
11000- 2100- 51300- 2000- 001118- 1214- 00000	AddtnlCompenstn,Couns-Soc	3,250.00	4,250.00		4,104.23	145.77	
11000- 2100- 52111- 2000- 001118- 0000- 00000	EducRetirement	885.00	7,148.00	283.04	1,005.30	5,859.66	
Selection Grouped by Account Type, Filtered by User Permissions, (Org = 130, Online/Offline = N, Period = 11, UnPosted JEs? = N, Assets and Liabilities? = N, Restricted Accts? = Y, Funds = 1..8, Objct = 5, Obj Digits = 0, Page Break Lvl =)						SCHOOLABILITY	

Balances through 05/31/2021

Fiscal Year 2020/21


Funds- Func- Obj ct - Pr gm- Locat n- JbCl - Opt nl	Description	Adopted Budget	Revised Budget	Encumbered	Expenditure	Account Balance
Funds 11000 - Operational, Func 2100 - Supp Svcs Studnts (continued)						
11000- 2100- 52111- 4025- 001118- 0000- 00000	EducRetirement	15,454.00	15,454.00		570.84	14,883.16
11000- 2100- 52112- 2000- 001118- 0000- 00000	ERARetireeHlth	125.00	1,011.00	40.00	142.08	828.92
11000- 2100- 52112- 4025- 001118- 0000- 00000	ERARetireeHlth	2,185.00	2,185.00		77.72	2,107.28
11000- 2100- 52210- 0000- 001118- 0000- 00000	FICA Payments		1,049.00			1,049.00
11000- 2100- 52210- 2000- 001118- 0000- 00000	FICA Payments	388.00	3,442.00	124.00	440.46	2,877.54
11000- 2100- 52210- 4025- 001118- 0000- 00000	FICA Payments	6,772.00	6,772.00		240.90	6,531.10
11000- 2100- 52220- 0000- 001118- 0000- 00000	MedicarePaymnts		246.00			246.00
11000- 2100- 52220- 2000- 001118- 0000- 00000	MedicarePaymnts	92.00	805.00	29.04	103.07	672.89
11000- 2100- 52220- 4025- 001118- 0000- 00000	MedicarePaymnts	1,585.00	1,585.00		56.34	1,528.66
11000- 2100- 52311- 0000- 001118- 0000- 00000	Hth&MedPremiums		677.00		676.16	.84
11000- 2100- 52311- 2000- 001118- 0000- 00000	Hth&MedPremiums		4,525.00			4,525.00
11000- 2100- 52311- 4025- 001118- 0000- 00000	Hth&MedPremiums	9,672.00	9,672.00		459.44	9,212.56
11000- 2100- 52312- 2000- 001118- 0000- 00000	Life		57.00			57.00
11000- 2100- 52312- 4025- 001118- 0000- 00000	Life	114.00	114.00		2.63	111.37
11000- 2100- 52313- 0000- 001118- 0000- 00000	Dental		26.00		25.74	.26
11000- 2100- 52313- 2000- 001118- 0000- 00000	Dental		180.00			180.00
11000- 2100- 52313- 4025- 001118- 0000- 00000	Dental	310.00	310.00		17.16	292.84
11000- 2100- 52314- 0000- 001118- 0000- 00000	Vision		6.00		5.63	.37
11000- 2100- 52314- 2000- 001118- 0000- 00000	Vision		40.00		3.76	36.24
11000- 2100- 52314- 4025- 001118- 0000- 00000	Vision	92.00	92.00		3.76	88.24
11000- 2100- 52315- 0000- 001118- 0000- 00000	Disability		22.00		21.76	.24
11000- 2100- 52315- 2000- 001118- 0000- 00000	Disability		123.00		.01	122.99
11000- 2100- 52315- 4025- 001118- 0000- 00000	Disability	367.00	367.00		14.50	352.50
11000- 2100- 52500- 2000- 001118- 0000- 00000	UnemploymntComp		96.00		8.48	87.52
11000- 2100- 52500- 4025- 001118- 0000- 00000	UnemploymntComp	170.00	168.00		6.41	161.59
11000- 2100- 52710- 0000- 001118- 0000- 00000	WorkersCompPrem		2.00		2.00	
11000- 2100- 52710- 4025- 001118- 0000- 00000	WorkersCompPrem	1,392.00	1,392.00		1,392.00	
11000- 2100- 52720- 4025- 001118- 0000- 00000	WorkrsCompERFee	20.00	20.00			20.00
11000- 2100- 53211- 2000- 001118- 0000- 00000	DiagsContracted	15,853.00	15,853.00	584.05	8,218.32	7,050.63
11000- 2100- 53212- 2000- 001118- 0000- 00000	SpeechThrpsCont	24,859.00	24,859.00	8,457.88	25,968.67	9,567.55-
11000- 2100- 53213- 2000- 001118- 0000- 00000	OccThrpstCont	12,166.00	25,166.00	1,148.46	26,757.87	2,740.33-
11000- 2100- 53414- 0000- 001118- 0000- 00000	OthProfTechSvcs		3,900.00	3,493.75	406.25	
11000- 2100- 53711- 0000- 001118- 0000- 00000	Other Charges		120.00		120.00	
11000- 2100- 55915- 2000- 001118- 0000- 00000	OthContractSvcs		9,330.00		9,329.47	.53
11000- 2100- 55915- 4025- 001118- 0000- 00000	OthContractSvcs	9,000.00	59,880.00	8,912.12	50,967.88	
11000- 2100- 56113- 0000- 001118- 0000- 00000	Software	8,000.00	8,000.00			8,000.00

Selection Grouped by Account Type, Filtered by User Permissions, (Org = 130, Online/Offline = N, Period = 11, UnPosted JEs? = N, Assets and Liabilities? = N, Restricted Accts? = Y, Funds = 1..8, Objct = 5, Obj Digits = 0, Page Break Lvl =)



Balances through 05/31/2021						Fiscal Year 2020/21
Funds- Func- Obj ct - Pr gm- Locat n- JbCl - Opt nl	Description	Adopted Budget	Revised Budget	Encumbered	Expenditure	Account Balance
Funds 11000 - Operational, Func 2100 - SuppSvcsStudnts (continued)						
11000- 2100- 56118- 0000- 001118- 0000- 00000	GenSuppliesMats		100.00		55.39	44.61
11000- 2100- 56118- 4025- 001118- 0000- 00000	GenSuppliesMats	3,700.00	3,480.00	1,377.71	1,702.95	399.34
11000- 2100- 57332- 4025- 001118- 0000- 00000	SupplAssets<\$5k	7,000.00	7,000.00			7,000.00
Total for Func 2100 and Expense accounts		235,665.00	401,162.00	26,450.05	139,792.82	234,919.13
Funds 11000 - Operational, Func 2200 - Suppt Svcs Inst						
11000- 2200- 56113- 0000- 001118- 0000- 00000	Software	2,060.00	2,060.00			2,060.00
11000- 2200- 56118- 0000- 001118- 0000- 00000	GenSuppliesMats	3,237.00	3,237.00		657.04	2,579.96
Total for Func 2200 and Expense accounts		5,297.00	5,297.00	.00	657.04	4,639.96
Funds 11000 - Operational, Func 2300 - SupptSvcs-Admin						
11000- 2300- 51100- 0000- 001118- 1111- 00000	SalariesExpense,Superinte	120,000.00	105,207.00	12,139.17	93,066.97	.86
11000- 2300- 51300- 0000- 001118- 1111- 00000	AddtnlCompenstn,Superinte	4,464.00	4,464.00		3,753.75	710.25
11000- 2300- 52111- 0000- 001118- 0000- 00000	EducRetirement	17,612.00	16,061.00	1,717.68	13,700.04	643.28
11000- 2300- 52112- 0000- 001118- 0000- 00000	ERARetireeHlth	2,490.00	2,490.00	242.79	1,936.47	310.74
11000- 2300- 52210- 0000- 001118- 0000- 00000	FICA Payments	7,717.00	7,717.00	746.55	5,962.37	1,008.08
11000- 2300- 52220- 0000- 001118- 0000- 00000	MedicarePaymnts	1,805.00	1,805.00	174.60	1,394.44	235.96
11000- 2300- 52311- 0000- 001118- 0000- 00000	Hth&MedPremiums	14,362.00	13,637.00	1,750.56	10,686.86	1,199.58
11000- 2300- 52312- 0000- 001118- 0000- 00000	Life	57.00	76.00	7.89	67.54	.57
11000- 2300- 52313- 0000- 001118- 0000- 00000	Dental	616.00	1,322.00	76.98	1,244.29	.73
11000- 2300- 52314- 0000- 001118- 0000- 00000	Vision	102.00	102.00	12.72	77.73	11.55
11000- 2300- 52500- 0000- 001118- 0000- 00000	UnemploymntComp	85.00	85.00		76.38	8.62
11000- 2300- 52710- 0000- 001118- 0000- 00000	WorkersCompPrem	1,529.00	1,529.00		1,529.00	
11000- 2300- 52720- 0000- 001118- 0000- 00000	WorkrsCompERFee	10.00	10.00	2.30	6.90	.80
11000- 2300- 53411- 0000- 001118- 0000- 00000	Auditing	15,000.00	15,000.00		12,696.89	2,303.11
11000- 2300- 53413- 0000- 001118- 0000- 00000	Legal	30,136.00	32,363.00	3,236.25	29,126.25	.50
11000- 2300- 53711- 0000- 001118- 0000- 00000	Other Charges		88.00		88.00	
11000- 2300- 55400- 0000- 001118- 0000- 00000	Advertising	4,000.00	4,000.00			4,000.00
11000- 2300- 55812- 0000- 001118- 0000- 00000	Board Training		2,175.00	800.00	175.00	1,200.00
Total for Func 2300 and Expense accounts		219,985.00	208,131.00	20,907.49	175,588.88	11,634.63
Funds 11000 - Operational, Func 2400 - SupSvcsSchAdmin						
11000- 2400- 51100- 0000- 001118- 1112- 00000	SalariesExpense,Principal	89,025.00		8,076.93	27,256.43	35,333.36-
11000- 2400- 51100- 0000- 001118- 1217- 00000	SalariesExpense,SecClerTe	83,100.00	83,100.00	10,039.96	66,282.60	6,777.44
11000- 2400- 51200- 0000- 001118- 1217- 00000	OvertimeExpense,SecClerTe	4,460.00	4,460.00		490.05	3,969.95
11000- 2400- 51300- 0000- 001118- 0000- 00000	AddtnlCompenstn,NoJobClas				697.00	697.00-
11000- 2400- 51300- 0000- 001118- 1112- 00000	AddtnlCompenstn,Principal	3,312.00	12,234.00		13,024.98	790.98-
11000- 2400- 51300- 0000- 001118- 1211- 00000	AddtnlCompenstn,CoordSubS		621.00		620.17	.83

Selection Grouped by Account Type, Filtered by User Permissions, (Org = 130, Online/Offline = N, Period = 11, UnPosted JEs? = N, Assets and Liabilities? = N, Restricted Accts? = Y, Funds = 1..8, Objct = 5, Obj Digits = 0, Page Break Lvl =)

Balances through 05/31/2021						Fiscal Year 2020/21
Funds- Func- Obj ct - Pr gm- Locat n- Jb Cl - Opt nl	Description	Adopted Budget	Revised Budget	Encumbered	Expenditure	Account Balance
Funds 11000 - Operational, Func 2400 - SupSvcsSchAdmin (continued)						
11000- 2400- 51300- 0000- 001118- 1217- 00000	AddtnlCompenstn,SecClerTe	8,574.00	8,574.00	333.36	3,127.67	5,112.97
11000- 2400- 52111- 0000- 001118- 0000- 00000	EducRetirement	26,674.00	13,662.00	2,179.44	15,692.82	4,210.26-
11000- 2400- 52112- 0000- 001118- 0000- 00000	ERARetireeHlth	3,775.00	1,932.00	308.07	2,218.23	594.30-
11000- 2400- 52210- 0000- 001118- 0000- 00000	FICA Payments	11,692.00	5,986.00	1,143.88	6,912.79	2,070.67-
11000- 2400- 52220- 0000- 001118- 0000- 00000	MedicarePaymnts	2,737.00	1,400.00	267.56	1,616.75	484.31-
11000- 2400- 52311- 0000- 001118- 0000- 00000	Hth&MedPremiums	4,954.00	4,618.00	1,362.31	5,793.94	2,538.25-
11000- 2400- 52312- 0000- 001118- 0000- 00000	Life	228.00	228.00	28.93	182.49	16.58
11000- 2400- 52313- 0000- 001118- 0000- 00000	Dental	224.00	224.00	50.07	222.47	48.54-
11000- 2400- 52314- 0000- 001118- 0000- 00000	Vision	49.00	49.00	13.80	58.80	23.60-
11000- 2400- 52315- 0000- 001118- 0000- 00000	Disability	89.00	103.00	14.98	87.98	.04
11000- 2400- 52500- 0000- 001118- 0000- 00000	UnemploymntComp	340.00	340.00	34.26	274.83	30.91
11000- 2400- 52710- 0000- 001118- 0000- 00000	WorkersCompPrem	2,196.00	2,198.00		2,198.00	
11000- 2400- 52720- 0000- 001118- 0000- 00000	WorkrsCompERFee	40.00	40.00	9.20	23.00	7.80
11000- 2400- 53330- 0000- 001118- 0000- 00000	ProfessDevelop		500.00	25.00	525.00	50.00-
11000- 2400- 53711- 0000- 001118- 0000- 00000	Other Charges	6,800.00	4,800.00		64.73	4,735.27
11000- 2400- 54630- 0000- 001118- 0000- 00000	RentalCompEqpmt	10,864.00	10,864.00	3,492.38	6,786.03	585.59
11000- 2400- 55813- 0000- 001118- 0000- 00000	EmpTravNonTeach	1,000.00	1,000.00			1,000.00
11000- 2400- 55915- 0000- 001118- 0000- 00000	OthContractSvcs	17,394.00	17,394.00	736.74	10,955.37	5,701.89
11000- 2400- 56118- 0000- 001118- 0000- 00000	GenSuppliesMats	6,800.00	12,845.00	3,259.39	10,144.53	558.92-
Total for Func 2400 and Expense accounts		284,327.00	187,172.00	31,376.26	175,256.66	19,460.92-
Funds 11000 - Operational, Func 2500 - Central Svcs						
11000- 2500- 51100- 0000- 001118- 1511- 00000	SalariesExpense,Data Proc	26,000.00	10,636.00			10,636.00
11000- 2500- 52111- 0000- 001118- 0000- 00000	EducRetirement	3,679.00	3,679.00			3,679.00
11000- 2500- 52112- 0000- 001118- 0000- 00000	ERARetireeHlth	520.00	520.00			520.00
11000- 2500- 52210- 0000- 001118- 0000- 00000	FICA Payments	1,612.00	1,612.00			1,612.00
11000- 2500- 52220- 0000- 001118- 0000- 00000	MedicarePaymnts	377.00	377.00			377.00
11000- 2500- 52312- 0000- 001118- 0000- 00000	Life	57.00	57.00			57.00
11000- 2500- 52500- 0000- 001118- 0000- 00000	UnemploymntComp	85.00	85.00			85.00
11000- 2500- 52710- 0000- 001118- 0000- 00000	WorkersCompPrem	332.00	332.00		332.00	
11000- 2500- 52720- 0000- 001118- 0000- 00000	WorkrsCompERFee	10.00	10.00			10.00
11000- 2500- 53414- 0000- 001118- 0000- 00000	OthProfTechSvcs	223,600.00	234,120.00	39,544.04	195,990.81	1,414.85-
11000- 2500- 53711- 0000- 001118- 0000- 00000	Other Charges	10,030.00	10,030.00		6,900.14	3,129.86
11000- 2500- 55400- 0000- 001118- 0000- 00000	Advertising		633.00		633.00	
11000- 2500- 55915- 0000- 001118- 0000- 00000	OthContractSvcs	4,500.00	4,500.00	408.52	2,886.24	1,205.24
11000- 2500- 56113- 0000- 001118- 0000- 00000	Software	22,850.00	22,850.00	168.20	17,737.92	4,943.88
11000- 2500- 56118- 0000- 001118- 0000- 00000	GenSuppliesMats	1,826.00	1,826.00		207.18	1,618.82
Selection Grouped by Account Type, Filtered by User Permissions, (Org = 130, Online/Offline = N, Period = 11, UnPosted JEs? = N, Assets and Liabilities? = N, Restricted Accts? = Y, Funds = 1..8, Objct = 5, Obj Digits = 0, Page Break Lvl =)						 Page 7 of 17

Balances through 05/31/2021

Fiscal Year 2020/21

Funds- Func- Obj ct - Pr gm- Locat n- JbCl - Opt nl	Description	Adopted Budget	Revised Budget	Encumbered	Expenditure	Account Balance
Total for Func 2500 and Expense accounts		295,478.00	291,267.00	40,120.76	224,687.29	26,458.95
Funds 11000 - Operational, Func 2600 - Op&MaintofPlant						
11000- 2600- 51100- 0000- 001118- 1615- 00000	SalariesExpense,Custodial	45,500.00	45,500.00	6,728.64	37,074.44	1,696.92
11000- 2600- 51200- 0000- 001118- 1615- 00000	OvertimeExpense,Custodial		5,000.00		1,912.46	3,087.54
11000- 2600- 51300- 0000- 001118- 1217- 00000	AddtnlCompenstn,SecClerTe		21,700.00	2,580.00	18,620.00	500.00
11000- 2600- 51300- 0000- 001118- 1615- 00000	AddtnlCompenstn,Custodial	4,635.00	9,015.00		10,638.60	1,623.60-
11000- 2600- 52111- 0000- 001118- 0000- 00000	EducRetirement	7,098.00	9,182.00	952.08	7,021.89	1,208.03
11000- 2600- 52112- 0000- 001118- 0000- 00000	ERARetireeHlth	1,004.00	1,516.00	134.60	992.65	388.75
11000- 2600- 52210- 0000- 001118- 0000- 00000	FICA Payments	3,111.00	5,647.00	577.12	4,231.17	838.71
11000- 2600- 52220- 0000- 001118- 0000- 00000	MedicarePaymnts	729.00	1,736.00	134.97	989.52	611.51
11000- 2600- 52311- 0000- 001118- 0000- 00000	Hth&MedPremiums	4,954.00	4,954.00	805.00	3,811.38	337.62
11000- 2600- 52312- 0000- 001118- 0000- 00000	Life	114.00	121.00	21.04	99.38	.58
11000- 2600- 52313- 0000- 001118- 0000- 00000	Dental	224.00	224.00	37.20	176.70	10.10
11000- 2600- 52314- 0000- 001118- 0000- 00000	Vision	49.00	49.00	8.16	38.75	2.09
11000- 2600- 52500- 0000- 001118- 0000- 00000	UnemploymntComp	170.00	203.00	28.05	188.87	13.92-
11000- 2600- 52710- 0000- 001118- 0000- 00000	WorkersCompPrem	580.00	580.00		580.00	
11000- 2600- 52720- 0000- 001118- 0000- 00000	WorkrsCompERFee	20.00	20.00	4.60	13.80	1.60
11000- 2600- 53711- 0000- 001118- 0000- 00000	Other Charges		1,515.00	300.00	1,359.38	144.38-
11000- 2600- 54311- 0000- 001118- 0000- 00000	MntRepFrnFixEqp	1,826.00	1,826.00			1,826.00
11000- 2600- 54312- 0000- 001118- 0000- 00000	MntRepBlgsGrnds	8,960.00	8,960.00	173.68	2,547.28	6,239.04
11000- 2600- 54411- 0000- 001118- 0000- 00000	Electricity	46,872.00	46,872.00	22,306.75	24,565.25	
11000- 2600- 54412- 0000- 001118- 0000- 00000	NatGasBuildings	1,260.00	1,741.00	358.55	913.28	469.17
11000- 2600- 54415- 0000- 001118- 0000- 00000	Water/Sewage	8,700.00	9,600.00	3,095.21	6,504.79	
11000- 2600- 54416- 0000- 001118- 0000- 00000	Communicatn Svcs	6,500.00	12,700.00	1,573.12	3,926.88	7,200.00
11000- 2600- 54610- 0000- 001118- 0000- 00000	RentLandBldngs	202,331.00	202,331.00	10,206.42	112,270.54	79,854.04
11000- 2600- 55200- 0000- 001118- 0000- 00000	PropertyLiablns	50,608.00	50,608.00		50,608.00	
11000- 2600- 55915- 0000- 001118- 0000- 00000	OthContractSvcs	41,460.00	49,043.00	34,912.35	40,781.12	26,650.47-
11000- 2600- 56118- 0000- 001118- 0000- 00000	GenSuppliesMats	7,000.00	12,517.00	3,685.13	20,925.38	12,093.51-
11000- 2600- 56216- 0000- 001118- 0000- 00000	MaintSuppsParts		352.00	500.00	104.08	252.08-
11000- 2600- 57332- 0000- 001118- 0000- 00000	SupplAssets<\$5k	9,060.00	19,060.00	402.78	6,401.00	12,256.22
Total for Func 2600 and Expense accounts		452,765.00	522,572.00	89,525.45	357,296.59	75,749.96
Funds 11000 - Operational, Func 2700 - StudentTranspnt						
11000- 2700- 55200- 0000- 001118- 0000- 00000	PropertyLiablns	1,643.00	1,643.00		1,643.00	
Total for Func 2700 and Expense accounts		1,643.00	1,643.00	.00	1,643.00	.00
Funds 11000 - Operational, Func 2900 - Oth Suppt Svcs						
11000- 2900- 58211- 0000- 001118- 0000- 00000	TaxLiab/Penalty		106.00		105.96	.04

Selection Grouped by Account Type, Filtered by User Permissions, (Org = 130, Online/Offline = N, Period = 11, UnPosted JEs? = N, Assets and Liabilities? = N, Restricted Accts? = Y, Funds = 1..8, Objct = 5, Obj Digits = 0, Page Break Lvl =)

Balances through 05/31/2021

Fiscal Year 2020/21

Funds- Func- Obj ct - Pr gm- Locat n- Jb Cl - Opt nl	Description	Adopted Budget	Revised Budget	Encumbered	Expenditure	Account Balance
Total for Func 2900 and Expense accounts		.00	106.00	.00	105.96	.04
Funds 11000 - Operational, Func 3100 - FoodSvcsOpertns						
11000- 3100- 56116- 0000- 001118- 0000- 00000	Food	2,000.00	2,000.00			2,000.00
Total for Func 3100 and Expense accounts		2,000.00	2,000.00	.00	.00	2,000.00
Total for Funds 11000		4,901,876.00	4,895,635.00	850,654.27	3,034,692.91	1,010,287.82
Funds 21000 - Food Svcs, Func 3100 - FoodSvcsOpertns						
21000- 3100- 51100- 0000- 001118- 1217- 00000	SalariesExpense,SecClerTe	16,765.00	16,807.00	5,171.20	11,635.20	.60
21000- 3100- 51300- 0000- 001118- 1217- 00000	AddtnlCompenstn,SecClerTe	2,625.00	2,625.00		1,668.32	956.68
21000- 3100- 52111- 0000- 001118- 0000- 00000	EducRetirement	2,745.00	2,745.00	731.76	1,897.25	115.99
21000- 3100- 52112- 0000- 001118- 0000- 00000	ERARetireeHlth	389.00	389.00	103.44	268.19	17.37
21000- 3100- 52210- 0000- 001118- 0000- 00000	FICA Payments	1,203.00	1,203.00	320.64	831.32	51.04
21000- 3100- 52220- 0000- 001118- 0000- 00000	MedicarePaymnts	283.00	283.00	74.96	194.37	13.67
21000- 3100- 52312- 0000- 001118- 0000- 00000	Life	57.00	71.00	21.04	49.69	.27
21000- 3100- 52500- 0000- 001118- 0000- 00000	UnemploymntComp	85.00	85.00	17.04	44.18	23.78
21000- 3100- 52710- 0000- 001118- 0000- 00000	WorkersCompPrem	214.00	216.00		216.00	
21000- 3100- 52720- 0000- 001118- 0000- 00000	WorkrsCompERFee	10.00	10.00	4.60	4.60	.80
21000- 3100- 53330- 0000- 001118- 0000- 00000	ProfessDevelop		104.00		104.00	
21000- 3100- 54411- 0000- 001118- 0000- 00000	Electricity	6,696.00	6,696.00	3,365.18	3,330.82	
21000- 3100- 54412- 0000- 001118- 0000- 00000	NatGasBuildings	1,260.00	1,958.00	358.56	918.61	680.83
21000- 3100- 54415- 0000- 001118- 0000- 00000	Water/Sewage	2,200.00	2,400.00	773.81	1,626.19	
21000- 3100- 55915- 0000- 001118- 0000- 00000	OthContractSvcs	200,500.00	200,500.00	51,704.49	148,795.51	
21000- 3100- 56113- 0000- 001118- 0000- 00000	Software				961.53	961.53-
21000- 3100- 56116- 0000- 001118- 0000- 00000	Food	5,000.00	5,000.00			5,000.00
21000- 3100- 56118- 0000- 001118- 0000- 00000	GenSuppliesMats	3,750.00	2,690.00			2,690.00
21000- 3100- 57331- 0000- 001118- 0000- 00000	FixedAssets>\$5k	90,197.00	90,197.00			90,197.00
21000- 3100- 57332- 0000- 001118- 0000- 00000	SupplAssets<\$5k	6,000.00	6,000.00	354.00		5,646.00
Total for Funds 21000, Func 3100 and Expense accounts		339,979.00	339,979.00	63,000.72	172,545.78	104,432.50
Funds 23000 - Non-InstrectSupp, Func 1000 - Instruction						
23000- 1000- 56118- 1010- 001118- 0000- 00000	GenSuppliesMats	19,713.00	19,713.00			19,713.00
Total for Funds 23000, Func 1000 and Expense accounts		19,713.00	19,713.00	.00	.00	19,713.00
Funds 23007 - Staff donations, Func 1000 - Instruction						
23007- 1000- 56118- 1010- 001118- 0000- 00000	GenSuppliesMats			34.01	115.99	150.00-
Total for Funds 23007, Func 1000 and Expense accounts		.00	.00	34.01	115.99	150.00-
Funds 23010 - Admin Discr, Func 1000 - Instruction						
23010- 1000- 56118- 1010- 001118- 0000- 00000	GenSuppliesMats			31.78	1,429.76	1,461.54-

Selection Grouped by Account Type, Filtered by User Permissions, (Org = 130, Online/Offline = N, Period = 11, UnPosted JEs? = N, Assets and Liabilities? = N, Restricted Accts? = Y, Funds = 1..8, Objct = 5, Obj Digits = 0, Page Break Lvl =)

Balances through 05/31/2021

Fiscal Year 2020/21

Funds- Func- Obj ct - Pr gm- Locat n- JbCl - Opt nl	Description	Adopted Budget	Revised Budget	Encumbered	Expenditure	Account Balance
Total for Funds 23010, Func 1000 and Expense accounts		.00	.00	31.78	1,429.76	1,461.54-
Funds 24101 - Title I - IASA, Func 1000 - Instruction						
24101- 1000- 51100- 1010- 001118- 1411- 00000	SalariesExpense,Teachers	65,754.00	51,021.00	15,698.88	35,322.48	.36-
24101- 1000- 51100- 1010- 001118- 1711- 00000	SalariesExpense,InstAsst1		17,130.00	5,270.72	11,859.12	.16
24101- 1000- 51300- 1010- 001118- 1411- 00000	AddtnlCompenstn,Teachers		11,950.00		7,803.24	4,146.76
24101- 1000- 52111- 0000- 001118- 0000- 00000	EducRetirement	9,305.00	11,395.00			11,395.00
24101- 1000- 52111- 1010- 001118- 0000- 00000	EducRetirement			2,967.20	7,780.37	10,747.57-
24101- 1000- 52112- 0000- 001118- 0000- 00000	ERARetireeHlth	1,316.00	1,690.00			1,690.00
24101- 1000- 52112- 1010- 001118- 0000- 00000	ERARetireeHlth			419.44	1,090.44	1,509.88-
24101- 1000- 52210- 0000- 001118- 0000- 00000	FICA Payments	4,077.00	5,050.00			5,050.00
24101- 1000- 52210- 1010- 001118- 0000- 00000	FICA Payments			1,300.16	3,409.16	4,709.32-
24101- 1000- 52220- 0000- 001118- 0000- 00000	MedicarePaymnts	954.00	1,185.00			1,185.00
24101- 1000- 52220- 1010- 001118- 0000- 00000	MedicarePaymnts			304.00	797.15	1,101.15-
24101- 1000- 52311- 0000- 001118- 0000- 00000	Hth&MedPremiums	7,681.00				
24101- 1000- 52312- 0000- 001118- 0000- 00000	Life	46.00	155.00		23.25	131.75
24101- 1000- 52312- 1010- 001118- 0000- 00000	Life			42.08	84.16	126.24-
24101- 1000- 52313- 0000- 001118- 0000- 00000	Dental	314.00				
24101- 1000- 52314- 0000- 001118- 0000- 00000	Vision	61.00				
24101- 1000- 52315- 0000- 001118- 0000- 00000	Disability	177.00	200.00		26.67	173.33
24101- 1000- 52315- 1010- 001118- 0000- 00000	Disability			59.20	116.38	175.58-
24101- 1000- 52500- 0000- 001118- 0000- 00000	UnemploymntComp	68.00	200.00			200.00
24101- 1000- 52500- 1010- 001118- 0000- 00000	UnemploymntComp			24.82	110.34	135.16-
24101- 1000- 52710- 0000- 001118- 0000- 00000	WorkersCompPrem	838.00	838.00		840.00	2.00-
24101- 1000- 52720- 0000- 001118- 0000- 00000	WorkrsCompERFee	8.00	11.00			11.00
24101- 1000- 52720- 1010- 001118- 0000- 00000	WorkrsCompERFee			9.20	9.20	18.40-
24101- 1000- 53330- 1010- 001118- 0000- 00000	ProfessDevelop	2,000.00	372.00			372.00
24101- 1000- 55817- 1010- 001118- 0000- 00000	Student Travel	1,009.00				
24101- 1000- 56113- 1010- 001118- 0000- 00000	Software	6,240.00	6,240.00			6,240.00
24101- 1000- 56118- 1010- 001118- 0000- 00000	GenSuppliesMats			2,700.86		2,700.86-
24101- 1000- 57332- 1010- 001118- 0000- 00000	SupplAssets<\$5k	7,892.00	183.00			183.00
Total for Func 1000 and Expense accounts		107,740.00	107,620.00	28,796.56	69,271.96	9,551.48

Funds 24101 - Title I - IASA, Func 2100 - SuppSvcsStudnts						
24101- 2100- 51100- 0000- 001118- 1218- 00000	SalariesExpense,SchlStude	33,281.00	32,321.00	9,944.64	22,375.44	.92
24101- 2100- 51300- 0000- 001118- 1218- 00000	AddtnlCompenstn,SchlStude		5,050.00		4,943.04	106.96
24101- 2100- 52111- 0000- 001118- 0000- 00000	EducRetirement	4,710.00	5,300.00	1,407.20	3,865.63	27.17
24101- 2100- 52112- 0000- 001118- 0000- 00000	ERARetireeHlth	666.00	750.00	198.88	544.45	6.67

Selection Grouped by Account Type, Filtered by User Permissions, (Org = 130, Online/Offline = N, Period = 11, UnPosted JEs? = N, Assets and Liabilities? = N, Restricted Accts? = Y, Funds = 1..8, Objct = 5, Obj Digits = 0, Page Break Lvl =)

Balances through 05/31/2021						Fiscal Year 2020/21
Funds- Func- Obj ct - Pr gm- Locat n- Jb Cl - Opt nl	Description	Adopted Budget	Revised Budget	Encumbered	Expenditure	Account Balance
Funds 24101 - Title I - IASA, Func 2100 - SuppSvcsStudnts (continued)						
24101- 2100- 52210- 0000- 001118- 0000- 00000	FICA Payments	2,064.00	2,350.00	616.56	1,693.72	39.72
24101- 2100- 52220- 0000- 001118- 0000- 00000	MedicarePaymnts	483.00	550.00	144.16	396.03	9.81
24101- 2100- 52312- 0000- 001118- 0000- 00000	Life	57.00	60.00	21.04	49.69	10.73-
24101- 2100- 52500- 0000- 001118- 0000- 00000	UnemploymntComp	85.00	85.00	32.80	57.10	4.90-
24101- 2100- 52710- 0000- 001118- 0000- 00000	WorkersCompPrem	424.00	424.00		426.00	2.00-
24101- 2100- 52720- 0000- 001118- 0000- 00000	WorkrsCompERFee	10.00	10.00	4.60	4.60	.80
24101- 2100- 53711- 0000- 001118- 0000- 00000	Other Charges	2,308.00	2,308.00	500.00		1,808.00
Total for Func 2100 and Expense accounts		44,088.00	49,208.00	12,869.88	34,355.70	1,982.42
Total for Funds 24101		151,828.00	156,828.00	41,666.44	103,627.66	11,533.90
Funds 24106 - IDEABEntitlemnt, Func 1000 - Instruction						
24106- 1000- 51100- 2000- 001118- 1712- 00000	SalariesExpense,InstAsstS	42,790.00	42,790.00	6,662.75	22,978.40	13,148.85
24106- 1000- 51200- 2000- 001118- 1712- 00000	OvertimeExpense,InstAsstS		300.00		97.46	202.54
24106- 1000- 51300- 2000- 001118- 1712- 00000	AddtnlCompenstr,InstAsstS		3,884.00		4,286.42	402.42-
24106- 1000- 52111- 0000- 001118- 0000- 00000	EducRetirement	6,056.00	6,056.00			6,056.00
24106- 1000- 52111- 2000- 001118- 0000- 00000	EducRetirement			942.80	3,871.81	4,814.61-
24106- 1000- 52112- 0000- 001118- 0000- 00000	ERARetireeHlth	857.00	1,057.00			1,057.00
24106- 1000- 52112- 2000- 001118- 0000- 00000	ERARetireeHlth			133.28	547.33	680.61-
24106- 1000- 52210- 0000- 001118- 0000- 00000	FICA Payments	2,655.00	2,655.00			2,655.00
24106- 1000- 52210- 2000- 001118- 0000- 00000	FICA Payments			413.12	1,696.52	2,109.64-
24106- 1000- 52220- 0000- 001118- 0000- 00000	MedicarePaymnts	622.00	622.00			622.00
24106- 1000- 52220- 2000- 001118- 0000- 00000	MedicarePaymnts			96.56	396.68	493.24-
24106- 1000- 52311- 0000- 001118- 0000- 00000	Hth&MedPremiums	7,068.00	8,184.00		473.54	7,710.46
24106- 1000- 52311- 2000- 001118- 0000- 00000	Hth&MedPremiums			2,297.20	4,862.41	7,159.61-
24106- 1000- 52312- 0000- 001118- 0000- 00000	Life	171.00	171.00		25.18	145.82
24106- 1000- 52312- 2000- 001118- 0000- 00000	Life			42.08	92.63	134.71-
24106- 1000- 52313- 0000- 001118- 0000- 00000	Dental	258.00	258.00		77.09	180.91
24106- 1000- 52313- 2000- 001118- 0000- 00000	Dental			80.08	160.16	240.24-
24106- 1000- 52314- 0000- 001118- 0000- 00000	Vision	57.00	57.00		14.59	42.41
24106- 1000- 52314- 2000- 001118- 0000- 00000	Vision			17.52	35.04	52.56-
24106- 1000- 52500- 0000- 001118- 0000- 00000	UnemploymntComp	255.00	255.00			255.00
24106- 1000- 52500- 2000- 001118- 0000- 00000	UnemploymntComp			22.00	90.22	112.22-
24106- 1000- 52710- 0000- 001118- 0000- 00000	WorkersCompPrem	546.00	546.00		554.00	8.00-
24106- 1000- 52720- 0000- 001118- 0000- 00000	WorkrsCompERFee	30.00	30.00			30.00
24106- 1000- 52720- 2000- 001118- 0000- 00000	WorkrsCompERFee			9.20	11.50	20.70-
Total for Func 1000 and Expense accounts		61,365.00	66,865.00	10,716.59	40,270.98	15,877.43

Selection Grouped by Account Type, Filtered by User Permissions, (Org = 130, Online/Offline = N, Period = 11, UnPosted JEs? = N, Assets and Liabilities? = N, Restricted Accts? = Y, Funds = 1..8, Objct = 5, Obj Digits = 0, Page Break Lvl =)

Balances through 05/31/2021						Fiscal Year 2020/21
Funds- Func- Obj ct - Pr gm- Locat n- Jb Cl - Opt nl	Description	Adopted Budget	Revised Budget	Encumbered	Expenditure	Account Balance
Funds 24106 - IDEABEntitlemnt, Func 2100 - SuppSvcsStudnts						
24106- 2100- 53212- 2000- 001118- 0000- 00000	SpeechThrpsCont	33,226.00	27,726.00	4,117.56	29,627.93	6,019.49-
Total for Func 2100 and Expense accounts		33,226.00	27,726.00	4,117.56	29,627.93	6,019.49-
Total for Funds 24106		94,591.00	94,591.00	14,834.15	69,898.91	9,857.94
Funds 24118 - FreshFruit&Vegs, Func 3100 - FoodSvcsOpertns						
24118- 3100- 56116- 0000- 001118- 0000- 00000	Food		25,456.00	4,055.42	21,400.58	
Total for Funds 24118, Func 3100 and Expense accounts		.00	25,456.00	4,055.42	21,400.58	.00
Funds 24146 - Charter Schools, Func 1000 - Instruction						
24146- 1000- 53330- 1010- 001118- 0000- 00000	ProfessDevelop		5,800.00			5,800.00
24146- 1000- 56113- 1010- 001118- 0000- 00000	Software		1,599.00		999.50	599.50
24146- 1000- 57332- 1010- 001118- 0000- 00000	SupplAssets<\$5k		42,060.00	23,412.15	33,452.49	14,804.64-
Total for Func 1000 and Expense accounts		.00	49,459.00	23,412.15	34,451.99	8,405.14-
Funds 24146 - Charter Schools, Func 2100 - SuppSvcsStudnts						
24146- 2100- 51100- 2000- 001118- 1214- 00000	SalariesExpense,Couns-Soc		60,000.00	15,542.56	31,085.12	13,372.32
24146- 2100- 51300- 2000- 001118- 1214- 00000	AddtnlCompenstn,Couns-Soc				148.56	148.56-
24146- 2100- 52111- 0000- 001118- 0000- 00000	EducRetirement		8,500.00			8,500.00
24146- 2100- 52111- 2000- 001118- 0000- 00000	EducRetirement			2,199.28	4,398.56	6,597.84-
24146- 2100- 52112- 0000- 001118- 0000- 00000	ERARetireeHlth		1,200.00			1,200.00
24146- 2100- 52112- 2000- 001118- 0000- 00000	ERARetireeHlth			310.88	621.75	932.63-
24146- 2100- 52210- 0000- 001118- 0000- 00000	FICA Payments		3,639.00			3,639.00
24146- 2100- 52210- 2000- 001118- 0000- 00000	FICA Payments			963.60	1,956.00	2,919.60-
24146- 2100- 52220- 0000- 001118- 0000- 00000	MedicarePaymnts		750.00			750.00
24146- 2100- 52220- 2000- 001118- 0000- 00000	MedicarePaymnts			225.36	457.46	682.82-
24146- 2100- 52311- 0000- 001118- 0000- 00000	Hth&MedPremiums		5,000.00			5,000.00
24146- 2100- 52311- 2000- 001118- 0000- 00000	Hth&MedPremiums			1,837.76	3,216.08	5,053.84-
24146- 2100- 52312- 0000- 001118- 0000- 00000	Life		65.00			65.00
24146- 2100- 52312- 2000- 001118- 0000- 00000	Life			21.04	23.67	44.71-
24146- 2100- 52313- 0000- 001118- 0000- 00000	Dental		206.00			206.00
24146- 2100- 52313- 2000- 001118- 0000- 00000	Dental			68.64	120.12	188.76-
24146- 2100- 52314- 0000- 001118- 0000- 00000	Vision		50.00			50.00
24146- 2100- 52314- 2000- 001118- 0000- 00000	Vision			15.04	26.32	41.36-
24146- 2100- 52315- 0000- 001118- 0000- 00000	Disability		180.00			180.00
24146- 2100- 52315- 2000- 001118- 0000- 00000	Disability			58.60	102.41	161.01-
24146- 2100- 52500- 0000- 001118- 0000- 00000	UnemploymntComp		200.00			200.00
24146- 2100- 52500- 2000- 001118- 0000- 00000	UnemploymntComp			16.74	65.14	81.88-
24146- 2100- 52720- 0000- 001118- 0000- 00000	WorkrsCompERFee		10.00			10.00

Selection Grouped by Account Type, Filtered by User Permissions, (Org = 130, Online/Offline = N, Period = 11, UnPosted JEs? = N, Assets and Liabilities? = N, Restricted Accts? = Y, Funds = 1..8, Objct = 5, Obj Digits = 0, Page Break Lvl =)

Balances through 05/31/2021

Fiscal Year 2020/21

Funds- Func- Obj ct - Pr gm- Locat n- Jb Cl - Opt nl	Description	Adopted Budget	Revised Budget	Encumbered	Expenditure	Account Balance
Funds 24146 - Charter Schools, Func 2100 - SuppSvcsStudnts (continued)						
24146- 2100- 52720- 2000- 001118- 0000- 00000	WorkrsCompERFee			4.60	4.60	9.20-
24146- 2100- 55813- 2000- 001118- 0000- 00000	EmpTravNonTeach		2,000.00			2,000.00
Total for Func 2100 and Expense accounts		.00	81,800.00	21,264.10	42,225.79	18,310.11
Funds 24146 - Charter Schools, Func 2600 - Op&MaintofPlant						
24146- 2600- 54416- 0000- 001118- 0000- 00000	CommunicatnSvcs		7,200.00			7,200.00
24146- 2600- 55915- 0000- 001118- 0000- 00000	OthContractSvcs		23,440.00	9,554.88	9,316.38	4,568.74
Total for Func 2600 and Expense accounts		.00	30,640.00	9,554.88	9,316.38	11,768.74
Total for Funds 24146		.00	161,899.00	54,231.13	85,994.16	21,673.71
Funds 24153 - EngLangAcquistn, Func 1000 - Instruction						
24153- 1000- 51300- 1010- 001118- 1411- 00000	AddtnlCompenstrn,Teachers		4,900.00			4,900.00
24153- 1000- 52111- 0000- 001118- 0000- 00000	EducRetirement		720.00			720.00
24153- 1000- 52112- 0000- 001118- 0000- 00000	ERARetireeHlth		110.00			110.00
24153- 1000- 52210- 0000- 001118- 0000- 00000	FICA Payments		310.00			310.00
24153- 1000- 52220- 0000- 001118- 0000- 00000	MedicarePaymnts		80.00			80.00
24153- 1000- 53330- 1010- 001118- 0000- 00000	ProfessDevelop	1,950.00				
24153- 1000- 56113- 1010- 001118- 0000- 00000	Software	4,170.00				
Total for Funds 24153, Func 1000 and Expense accounts		6,120.00	6,120.00	.00	.00	6,120.00
Funds 24154 - TchPrinTrainRec, Func 1000 - Instruction						
24154- 1000- 53330- 1010- 001118- 0000- 00000	ProfessDevelop	17,274.00	17,274.00	10,210.12	6,853.88	210.00
Total for Func 1000 and Expense accounts		17,274.00	17,274.00	10,210.12	6,853.88	210.00
Funds 24154 - TchPrinTrainRec, Func 2100 - SuppSvcsStudnts						
24154- 2100- 53330- 0000- 001118- 0000- 00000	ProfessDevelop		200.00	200.00		
Total for Func 2100 and Expense accounts		.00	200.00	200.00	.00	.00
Funds 24154 - TchPrinTrainRec, Func 2400 - SupSvcsSchAdmin						
24154- 2400- 53330- 0000- 001118- 0000- 00000	ProfessDevelop	2,000.00	1,800.00		1,210.00	590.00
Total for Func 2400 and Expense accounts		2,000.00	1,800.00	.00	1,210.00	590.00
Total for Funds 24154		19,274.00	19,274.00	10,410.12	8,063.88	800.00
Funds 24301 - CARES Act, Func 1000 - Instruction						
24301- 1000- 57332- 1010- 001118- 0000- 00000	SupplAssets<\$5k	98,241.00	110,822.00	635.48	104,472.31	5,714.21
Total for Func 1000 and Expense accounts		98,241.00	110,822.00	635.48	104,472.31	5,714.21
Funds 24301 - CARES Act, Func 2100 - SuppSvcsStudnts						
24301- 2100- 56118- 2000- 001118- 0000- 00000	GenSuppliesMats	5,000.00	5,000.00		5,000.00	
Total for Func 2100 and Expense accounts		5,000.00	5,000.00	.00	5,000.00	.00
Funds 24301 - CARES Act, Func 2600 - Op&MaintofPlant						

Selection Grouped by Account Type, Filtered by User Permissions, (Org = 130, Online/Offline = N, Period = 11, UnPosted JEs? = N, Assets and Liabilities? = N, Restricted Accts? = Y, Funds = 1..8, Objct = 5, Obj Digits = 0, Page Break Lvl =)

Balances through 05/31/2021						Fiscal Year 2020/21
Funds - Func - Obj ct - Pr gm- Locat n- JbCl - Opt nl	Description	Adopted Budget	Revised Budget	Encumbered	Expenditure	Account Balance
Funds 24301 - CARES Act, Func 2600 - Op&MaintofPlant						
24301- 2600- 56118- 0000- 001118- 0000- 00000	GenSuppliesMats	1,500.00	37,626.00	4,023.97	38,324.13	4,722.10-
Total for Func 2600 and Expense accounts		1,500.00	37,626.00	4,023.97	38,324.13	4,722.10-
Total for Funds 24301		104,741.00	153,448.00	4,659.45	147,796.44	992.11
Funds 24305 - GEERF, Func 2600 - Op&MaintofPlant						
24305- 2600- 54416- 0000- 001118- 0000- 00000	CommunicatnSvcs		14,400.00	9,332.56	5,067.44	
Total for Funds 24305, Func 2600 and Expense accounts		.00	14,400.00	9,332.56	5,067.44	.00
Funds 24306 - HEPA Filters, Func 2600 - Op&MaintofPlant						
24306- 2600- 56118- 0000- 001118- 0000- 00000	GenSuppliesMats		9,676.00		9,676.00	
Total for Funds 24306, Func 2600 and Expense accounts		.00	9,676.00	.00	9,676.00	.00
Funds 25153 - TitleXIX-3/21Yr, Func 2100 - SuppSvcsStudnts						
25153- 2100- 55915- 2000- 001118- 0000- 00000	OthContractSvcs	17,105.00	17,105.00		3,420.80	13,684.20
Total for Funds 25153, Func 2100 and Expense accounts		17,105.00	17,105.00	.00	3,420.80	13,684.20
Funds 25171 - Child&AdultFood, Func 3100 - FoodSvcsOpertns						
25171- 3100- 55915- 0000- 001118- 0000- 00000	OthContractSvcs	167,073.00	167,073.00	167,073.00		
Total for Funds 25171, Func 3100 and Expense accounts		167,073.00	167,073.00	167,073.00	.00	.00
Funds 25205 - GearUpNMlnit, Func 1000 - Instruction						
25205- 1000- 51100- 1010- 001118- 1411- 00000	SalariesExpense, Teachers		50,000.00	16,254.83	6,095.55	27,649.62
25205- 1000- 51300- 1010- 001118- 1411- 00000	AddtnlCompenstn, Teachers		8,376.00		308.00	8,068.00
25205- 1000- 52111- 0000- 001118- 0000- 00000	EducRetirement		9,694.00			9,694.00
25205- 1000- 52111- 1010- 001118- 0000- 00000	EducRetirement			2,300.08	906.11	3,206.19-
25205- 1000- 52112- 0000- 001118- 0000- 00000	ERARetireeHlth		1,700.00			1,700.00
25205- 1000- 52112- 1010- 001118- 0000- 00000	ERARetireeHlth			325.12	128.08	453.20-
25205- 1000- 52210- 0000- 001118- 0000- 00000	FICA Payments		4,000.00			4,000.00
25205- 1000- 52210- 1010- 001118- 0000- 00000	FICA Payments			1,007.79	397.00	1,404.79-
25205- 1000- 52220- 0000- 001118- 0000- 00000	MedicarePaymnts		1,000.00			1,000.00
25205- 1000- 52220- 1010- 001118- 0000- 00000	MedicarePaymnts			235.68	92.85	328.53-
25205- 1000- 52312- 1010- 001118- 0000- 00000	Life			21.04	5.26	26.30-
25205- 1000- 52500- 0000- 001118- 0000- 00000	UnemploymntComp		700.00			700.00
25205- 1000- 52500- 1010- 001118- 0000- 00000	UnemploymntComp			53.68	21.15	74.83-
25205- 1000- 53330- 1010- 001118- 0000- 00000	ProfessDevelop		3,000.00	7,280.00		4,280.00-
25205- 1000- 55817- 1010- 001118- 0000- 00000	Student Travel		1,000.00			1,000.00
25205- 1000- 56112- 1010- 001118- 0000- 00000	Other Textbooks			2,450.00		2,450.00-
25205- 1000- 56118- 1010- 001118- 0000- 00000	GenSuppliesMats		2,900.00	5,011.35	1,510.56	3,621.91-
Total for Funds 25205, Func 1000 and Expense accounts		.00	82,370.00	34,939.57	9,464.56	37,965.87

Selection Grouped by Account Type, Filtered by User Permissions, (Org = 130, Online/Offline = N, Period = 11, UnPosted JEs? = N, Assets and Liabilities? = N, Restricted Accts? = Y, Funds = 1..8, Objct = 5, Obj Digits = 0, Page Break Lvl =)

Balances through 05/31/2021

Fiscal Year 2020/21

Funds- Func- Obj ct - Pr gm- Locat n- JbCl - Opt nl	Description	Adopted Budget	Revised Budget	Encumbered	Expenditure	Account Balance
Funds 26177 - ElemMidSchlnit, Func 1000 - Instruction						
26177- 1000- 51300- 9000- 001118- 1618- 00000	AddtnlCompenstrn,Athletics	6,116.00	6,116.00		88.00	6,028.00
26177- 1000- 52111- 0000- 001118- 0000- 00000	EducRetirement	869.00	869.00			869.00
26177- 1000- 52111- 9000- 001118- 0000- 00000	EducRetirement				12.45	12.45-
26177- 1000- 52112- 0000- 001118- 0000- 00000	ERARetireeHlth	125.00	125.00			125.00
26177- 1000- 52112- 9000- 001118- 0000- 00000	ERARetireeHlth				1.76	1.76-
26177- 1000- 52210- 0000- 001118- 0000- 00000	FICA Payments	382.00	382.00			382.00
26177- 1000- 52210- 9000- 001118- 0000- 00000	FICA Payments				5.46	5.46-
26177- 1000- 52220- 0000- 001118- 0000- 00000	MedicarePaymnts	91.00	91.00			91.00
26177- 1000- 52220- 9000- 001118- 0000- 00000	MedicarePaymnts				1.28	1.28-
26177- 1000- 52500- 9000- 001118- 0000- 00000	UnemploymntComp				.29	.29-
26177- 1000- 56118- 1010- 001118- 0000- 00000	GenSuppliesMats	417.00	417.00			417.00
Total for Funds 26177, Func 1000 and Expense accounts		8,000.00	8,000.00	.00	109.24	7,890.76

Funds 27149 - PreK Initiative, Func 1000 - Instruction						
27149- 1000- 51100- 0000- 001118- 1611- 00000	SalariesExpense,SubsSickL				561.00	561.00-
27149- 1000- 51100- 1010- 001118- 1414- 00000	SalariesExpense,TeachersP	116,720.00	116,720.00	17,107.48	68,996.62	30,615.90
27149- 1000- 51100- 1010- 001118- 1714- 00000	SalariesExpense,InstAsstP	40,000.00	40,000.00	6,707.81	35,343.45	2,051.26-
27149- 1000- 51200- 1010- 001118- 1714- 00000	OvertimeExpense,InstAsstP				300.02	300.02-
27149- 1000- 51300- 1010- 001118- 1414- 00000	AddtnlCompenstrn,TeachersP	8,842.00	8,842.00		13,181.77	4,339.77-
27149- 1000- 51300- 1010- 001118- 1714- 00000	AddtnlCompenstrn,InstAsstP	3,852.00	3,852.00		840.10	3,011.90
27149- 1000- 52111- 0000- 001118- 0000- 00000	EducRetirement	27,318.00	27,318.00		8.65	27,309.35
27149- 1000- 52111- 1010- 001118- 0000- 00000	EducRetirement			3,369.85	16,790.62	20,160.47-
27149- 1000- 52112- 0000- 001118- 0000- 00000	ERARetireeHlth	4,301.00	4,301.00		1.22	4,299.78
27149- 1000- 52112- 1010- 001118- 0000- 00000	ERARetireeHlth			476.30	2,322.52	2,798.82-
27149- 1000- 52210- 0000- 001118- 0000- 00000	FICA Payments	13,319.00	13,319.00		34.77	13,284.23
27149- 1000- 52210- 1010- 001118- 0000- 00000	FICA Payments			1,476.50	7,356.91	8,833.41-
27149- 1000- 52220- 0000- 001118- 0000- 00000	MedicarePaymnts	3,123.00	3,123.00		8.13	3,114.87
27149- 1000- 52220- 1010- 001118- 0000- 00000	MedicarePaymnts			345.35	1,720.68	2,066.03-
27149- 1000- 52312- 0000- 001118- 0000- 00000	Life	342.00	342.00		5.82	336.18
27149- 1000- 52312- 1010- 001118- 0000- 00000	Life			52.60	228.39	280.99-
27149- 1000- 52313- 0000- 001118- 0000- 00000	Dental	393.00	393.00		57.14	335.86
27149- 1000- 52313- 1010- 001118- 0000- 00000	Dental				217.31	217.31-
27149- 1000- 52314- 0000- 001118- 0000- 00000	Vision				5.76	5.76-
27149- 1000- 52314- 1010- 001118- 0000- 00000	Vision				35.57	35.57-
27149- 1000- 52500- 0000- 001118- 0000- 00000	UnemploymntComp	510.00	510.00		1.85	508.15
27149- 1000- 52500- 1010- 001118- 0000- 00000	UnemploymntComp			47.81	276.28	324.09-

Selection Grouped by Account Type, Filtered by User Permissions, (Org = 130, Online/Offline = N, Period = 11, UnPosted JEs? = N, Assets and Liabilities? = N, Restricted Accts? = Y, Funds = 1..8, Objct = 5, Obj Digits = 0, Page Break Lvl =)

Balances through 05/31/2021						Fiscal Year 2020/21
Funds - Func - Obj ct - Pr gm- Locat n- JbCl - Opt nl	Description	Adopted Budget	Revised Budget	Encumbered	Expenditure	Account Balance
Funds 27149 - PreK Initiative, Func 1000 - Instruction (continued)						
27149- 1000- 52710- 0000- 001118- 0000- 00000	WorkersCompPrem	2,437.00	2,437.00		2,437.00	
27149- 1000- 52720- 0000- 001118- 0000- 00000	WorkrsCompERFee	60.00	60.00			60.00
27149- 1000- 52720- 1010- 001118- 0000- 00000	WorkrsCompERFee			9.20	29.90	39.10-
27149- 1000- 53330- 1010- 001118- 0000- 00000	ProfessDevelop	3,600.00	3,600.00	2,000.00		1,600.00
27149- 1000- 55817- 1010- 001118- 0000- 00000	Student Travel	1,000.00	1,000.00			1,000.00
27149- 1000- 55915- 1010- 001118- 0000- 00000	OthContractSvcs	3,300.00	3,300.00	6,200.00	1,294.50	4,194.50-
27149- 1000- 56113- 1010- 001118- 0000- 00000	Software				1,080.00	1,080.00-
27149- 1000- 56118- 1010- 001118- 0000- 00000	GenSuppliesMats	36,883.00	34,383.00	8,837.33	10,791.01	14,754.66
27149- 1000- 57332- 1010- 001118- 0000- 00000	SupplAssets<\$5k			3,456.52	11,554.92	15,011.44-
Total for Func 1000 and Expense accounts		266,000.00	263,500.00	50,086.75	175,481.91	37,931.34
Funds 27149 - PreK Initiative, Func 2600 - Op&MaintofPlant						
27149- 2600- 56118- 0000- 001118- 0000- 00000	GenSuppliesMats			83.07		83.07-
27149- 2600- 57331- 0000- 001118- 0000- 00000	FixedAssets>\$5k				878.48	878.48-
27149- 2600- 57332- 0000- 001118- 0000- 00000	SupplAssets<\$5k		2,500.00	6,992.92	1,275.00	5,767.92-
Total for Func 2600 and Expense accounts		.00	2,500.00	7,075.99	2,153.48	6,729.47-
Total for Funds 27149		266,000.00	266,000.00	57,162.74	177,635.39	31,201.87
Funds 27183 - NM Grown FVV, Func 3100 - FoodSvcsOpertns						
27183- 3100- 56116- 0000- 001118- 0000- 00000	Food	2,000.00	1,661.00			1,661.00
Total for Funds 27183, Func 3100 and Expense accounts		2,000.00	1,661.00	.00	.00	1,661.00
Funds 31200 - PubSchCapOutlay, Func 4000 - Capital Outlay						
31200- 4000- 54610- 0000- 001118- 0000- 00000	RentLandBldngs		303,587.00	25,298.91	278,288.09	
Total for Funds 31200, Func 4000 and Expense accounts		.00	303,587.00	25,298.91	278,288.09	.00
Funds 31600 - CapImprvmtsHB33, Func 2300 - SupptSvcs-Admin						
31600- 2300- 53712- 0000- 001118- 0000- 00000	CityTaxCollCost	5,433.00	5,433.00		2,121.66	3,311.34
Total for Func 2300 and Expense accounts		5,433.00	5,433.00	.00	2,121.66	3,311.34
Funds 31600 - CapImprvmtsHB33, Func 4000 - Capital Outlay						
31600- 4000- 57200- 0000- 001118- 0000- 00000	BuildingPurchase	968,637.00	968,637.00			968,637.00
Total for Func 4000 and Expense accounts		968,637.00	968,637.00	.00	.00	968,637.00
Total for Funds 31600		974,070.00	974,070.00	.00	2,121.66	971,948.34
Funds 31700 - CapImprvmtsSB-9, Func 4000 - Capital Outlay						
31700- 4000- 57331- 0000- 001118- 0000- 00000	FixedAssets>\$5k	20,350.00	20,350.00			20,350.00
31700- 4000- 57332- 0000- 001118- 0000- 00000	SupplAssets<\$5k	10,000.00	10,000.00	30,350.00		20,350.00-
Total for Funds 31700, Func 4000 and Expense accounts		30,350.00	30,350.00	30,350.00	.00	.00
Funds 31701 - CapImprvsSB9Loc, Func 2300 - SupptSvcs-Admin						

Selection Grouped by Account Type, Filtered by User Permissions, (Org = 130, Online/Offline = N, Period = 11, UnPosted JEs? = N, Assets and Liabilities? = N, Restricted Accts? = Y, Funds = 1..8, Objct = 5, Obj Digits = 0, Page Break Lvl =)

Balances through 05/31/2021						Fiscal Year 2020/21
Funds- Func- Obj ct - Pr gm- Locat n- Jb Cl - Opt nl	Description	Adopted Budget	Revised Budget	Encumbered	Expenditure	Account Balance
Funds 31701 - CapImprvsSB9Loc, Func 2300 - SupptSvcs-Admin						
31701- 2300- 53712- 0000- 001118- 0000- 00000	CityTaxCollCost	2,700.00	2,700.00		1,071.07	1,628.93
Total for Func 2300 and Expense accounts		2,700.00	2,700.00	.00	1,071.07	1,628.93
Funds 31701 - CapImprvsSB9Loc, Func 4000 - Capital Outlay						
31701- 4000- 54315- 0000- 001118- 0000- 00000	MntRepBlgsGrdEq	41,500.00	41,500.00			41,500.00
31701- 4000- 57112- 0000- 001118- 0000- 00000	LandImprovements	15,000.00	15,000.00			15,000.00
31701- 4000- 57200- 0000- 001118- 0000- 00000	BuildingPurchase	414,051.00	414,051.00			414,051.00
31701- 4000- 57331- 0000- 001118- 0000- 00000	FixedAssets>\$5k	15,000.00	19,986.00		19,768.12	217.88
31701- 4000- 57332- 0000- 001118- 0000- 00000	SupplAssets<\$5k	15,427.00	10,441.00	7,766.62	3,336.74	662.36-
Total for Func 4000 and Expense accounts		500,978.00	500,978.00	7,766.62	23,104.86	470,106.52
Total for Funds 31701		503,678.00	503,678.00	7,766.62	24,175.93	471,735.45
Funds 31703 - SB9 SMCash, Func 4000 - Capital Outlay						
31703- 4000- 57332- 0000- 001118- 0000- 00000	SupplAssets<\$5k	9,854.00	9,854.00			9,854.00
Total for Funds 31703, Func 4000 and Expense accounts		9,854.00	9,854.00	.00	.00	9,854.00
Total for Org 130 - Christine Duncan Heritage		7,616,252.00	8,260,767.00	1,375,500.89	4,155,525.18	2,729,740.93

Christine Duncan's Heritage Academy

Administrative Staff Salary Schedule - 2021-2022

Years of Experience	Principal / Director	Dean of Students	Business Manager	Business Manager Assistant	Administrative Assistant - with HS or	Administrative Assistant - with BA	Administrative Assistant - with MA	Office Clerk (Hourly Rate)	Head Custodian	Custodian
0	\$84,000	\$70,000	\$55,000	\$30,000	\$26,000	\$40,600	\$45,000	\$21,400	\$21,000	\$17,100
1	\$85,300	\$71,050	\$56,040	\$31,000	\$26,390	\$40,800	\$45,200	\$21,721	\$21,315	\$17,357
2	\$86,685	\$72,106	\$57,080	\$32,000	\$26,796	\$41,000	\$45,400	\$21,939	\$21,529	\$17,560
3	\$88,070	\$73,162	\$58,120	\$33,000	\$27,202	\$41,200	\$45,600	\$22,144	\$21,734	\$17,763
4	\$89,455	\$74,217	\$59,160	\$34,000	\$27,608	\$41,400	\$45,800	\$22,349	\$21,939	\$17,966
5	\$90,840	\$75,273	\$60,200	\$35,000	\$28,014	\$41,600	\$46,000	\$22,554	\$22,144	\$18,169
6	\$92,225	\$76,328	\$61,240	\$36,000	\$28,420	\$41,800	\$46,200	\$22,759	\$22,349	\$18,372
7	\$93,610	\$77,384	\$62,280	\$37,000	\$28,826	\$42,000	\$46,400	\$22,964	\$22,554	\$18,575
8	\$94,995	\$78,440	\$63,320	\$38,000	\$29,232	\$42,200	\$46,600	\$23,169	\$22,759	\$18,778
9	\$96,380	\$79,495	\$64,360	\$39,000	\$29,638	\$42,400	\$46,800	\$23,374	\$22,964	\$18,981
10	\$97,765	\$80,551	\$65,400	\$40,000	\$30,044	\$42,600	\$47,000	\$23,579	\$23,169	\$19,184
11	\$99,150	\$81,606	\$66,440	\$41,000	\$30,450	\$42,800	\$47,200	\$23,784	\$23,374	\$19,387
12	\$100,535	\$82,662	\$67,480	\$42,000	\$30,856	\$43,000	\$47,400	\$23,989	\$23,579	\$19,590
13	\$101,920	\$83,718	\$68,520	\$43,000	\$31,262	\$43,200	\$47,600	\$24,194	\$23,784	\$19,793
14	\$103,305	\$84,773	\$69,560	\$44,000	\$31,668	\$43,400	\$47,800	\$24,399	\$23,989	\$19,996
15	\$105,206	\$85,829	\$70,600	\$45,000	\$32,074	\$43,600	\$48,000	\$24,604	\$24,194	\$20,199
16	\$106,591	\$86,884	\$71,640	\$46,000	\$32,480	\$43,800	\$48,200	\$24,809	\$24,399	\$20,402
17	\$107,976	\$87,940	\$72,680	\$47,000	\$32,886	\$44,000	\$48,400	\$25,014	\$24,604	\$20,606
18	\$109,361	\$88,996	\$73,720	\$48,000	\$33,292	\$44,200	\$48,600	\$25,219	\$24,809	\$20,811
19	\$110,746	\$90,051	\$74,760	\$49,000	\$33,698	\$44,400	\$48,800	\$25,424	\$25,014	\$21,016
20	\$112,131	\$91,107	\$75,800	\$50,000	\$34,104	\$44,600	\$49,000	\$25,629	\$25,219	\$21,221
21	\$113,516	\$92,162	\$76,840	\$51,000	\$34,510	\$44,800	\$49,200	\$25,834	\$25,424	\$21,426
22	\$114,901	\$93,218	\$77,880	\$52,000	\$34,916	\$45,000	\$49,400	\$26,039	\$25,629	\$21,631
23	\$116,286	\$94,274	\$78,920	\$53,000	\$35,322	\$45,200	\$49,600	\$26,244	\$25,834	\$21,836
24	\$117,671	\$95,329	\$79,960	\$54,000	\$35,728	\$45,400	\$49,800	\$26,449	\$26,039	\$22,041
25	\$119,056	\$96,385	\$81,000	\$55,000	\$36,134	\$45,600	\$50,000	\$26,654	\$26,244	\$22,246
26	\$120,441	\$97,440	\$81,810	\$55,550	\$36,540	\$45,800	\$50,200	\$26,859	\$26,449	\$22,451
27	\$121,826	\$98,495	\$82,628	\$56,106	\$36,946	\$46,000	\$50,400	\$27,064	\$26,654	\$22,656
28	\$123,211	\$99,550	\$83,445	\$56,667	\$37,352	\$46,200	\$50,600	\$27,269	\$26,859	\$22,861
29	\$124,596	\$100,605	\$84,263	\$57,223	\$37,758	\$46,400	\$50,800	\$27,474	\$27,064	\$23,066
30	\$126,374	\$101,397	\$85,132	\$57,806	\$38,024	\$46,600	\$51,000	\$27,951	\$27,523	\$23,363

Based off of 210 day and 8 hours a day

- ** Out of district experience allowed.
- ** Christine Duncan will honor up to 30 years of experience.
- ** Based on 210 work days (except for Principal/Director,)
- ** Based on 215 work days for Principal/Director