

Christine Duncan Heritage Academy
Financial Update
April 19, 2021

A. BARs

	<u>BAR #</u>	<u>Fund Description</u>	<u>Reason/Type</u>	<u>Amount</u>
1	001-118-2021-0029-D	26177- Elementary & Middle School	Decrease	\$ (5,000)
2				
3				

B. Payroll & Accounts Payable Payment Vouchers

- 1 March 2021
- 2

C. Financial Statement Reports - as of March 31, 2021

- 1 Recommended Change
- 2 Financial Analysis
- 3 Bank Reconciliations

D. Other

- 1
- 2
- 3
- 4
- 5

Must submit backup for all BARs, except transfers of funds for SEG or direct grants

STATE OF NEW MEXICO
PUBLIC EDUCATION DEPARTMENT
 300 Don Gaspar Santa Fe, NM 87501-2786
Budget Adjustment Request

Fund Type: Direct Grant

Adjustment Type: Decrease

Fiscal Year: 2020-2021

Entity Name: Christine Duncan's Heritage Academy

Adjustment Changes Intent/Scope of Program Yes or No?: No

Contact: Angela Lerner, Business Manager

Total Approved Budget (Flowthrough):

Phone: 505-459-1895

Email: angie@k12accounting.com

FLOWTHROUGH ONLY	
Budget Period: Jul 1 2020 12:00AM	To: Jun 30 2021 12:00AM
A. Approved Carryover:	
B. Total Current Year Allocation:	
D. Total Funding Available:	

Revenue 26177.0000.43214 (\$5,000)

Fund	Function	Object	Program	Job Class	Present Budget	Adj Amt Exp	Adj Budget	ADD'L FTE
26177 Elementary & Middle School Initiative	1000 Instruction	51300 Additional Compensation	9000 Co-Curricular and Extra-Curricular Activities	1618 Athletics Salaries	\$6,116	(\$3,696)	\$2,420	
26177 Elementary & Middle School Initiative	1000 Instruction	52111 Educational Retirement	0000 No Program	0000 No Job Class	\$869	(\$529)	\$340	
26177 Elementary & Middle School Initiative	1000 Instruction	52112 ERA - Retiree Health	0000 No Program	0000 No Job Class	\$125	(\$70)	\$55	
26177 Elementary & Middle School Initiative	1000 Instruction	52210 FICA Payments	0000 No Program	0000 No Job Class	\$382	(\$232)	\$150	
26177 Elementary & Middle School Initiative	1000 Instruction	52220 Medicare Payments	0000 No Program	0000 No Job Class	\$91	(\$56)	\$35	
26177 Elementary & Middle School Initiative	1000 Instruction	56118 General Supplies and Materials	1010 Regular Education (K-12) Programs	0000 No Job Class	\$417	(\$417)		
Sub Total						(\$5,000)		
Indirect Cost								
DOC. TOTAL						(\$5,000)		

Justification:

award letter states \$3000, not \$8000 that was originally budgeted

Compliance with Sections 10-15-1 and 22-8-12, NMSA, 1978 Compilation:

A. The requested budget/changes were authorized at a scheduled Board of Education or Governance Council meeting open to the public on:

B. Justification for the transfer: Explanation such as "underbudgeted", "insufficient budget", or "needed to close out Project" ARE NOT ACCEPTABLE. Attach additional sheets if necessary.

ALL TRANSFER BARS MUST NET OUT TO ZERO ON THE DOC. TOTAL LINE.

Checks Dated 03/01/2021 through 03/31/2021

Check Number	Check Date	Pay to the Order of	Funds-Objct	Expensed Amount	Check Amount
12511	03/03/2021	Home Depot	11000-56118		911.72
12512	03/04/2021	Metropolitan Life Insurance	11000-23147		200.00
12515	03/04/2021	Pre-Paid Legal Services, Inc.	11000-23147		37.90
12516	03/04/2021	ABCWUA	11000-54415	661.13	
			21000-54415	165.28	826.41
12517	03/04/2021	Alpine Protection LLC	11000-55915		79.98
12518	03/04/2021	American Family Life	11000-23150		367.44
12519	03/04/2021	Archway NM Book Depository	11000-56112		47,108.38
12520	03/04/2021	Association of Charter School Education Services	11000-56113		6,651.80
12521	03/04/2021	Comcast	11000-54416		354.89
12522	03/04/2021	Cooperative Educational Services	11000-53211		2,305.60
12523	03/04/2021	Crystal Springs	11000-55915	60.39	
			11000-56118	71.20	131.59
12524	03/04/2021	De Lage Landen Financial Services Inc	11000-54630		676.93
12525	03/04/2021	Ephesus Office Technologies	11000-55915		280.48
12526	03/04/2021	Lifetouch Natl School Studios	11000-53711		632.25
12527	03/04/2021	PNM	11000-54411	2,005.35	
			21000-54411	302.53	2,307.88
12528	03/04/2021	Saylor Family Trust, LLC	11000-54610		35,000.00
12529	03/04/2021	Saylor Family Trust, LLC	11000-54610		505.33
12530	03/05/2021	Lakeshore Learning Materials	11000-56118		1,498.03
12531	03/05/2021	Orkin Pest Control	11000-55915		112.19
12532	03/10/2021	Association of Charter School Education Services	11000-53330	821.12	
			11000-53414	17,303.16	
			24154-53330	1,578.88	19,703.16
12533	03/10/2021	Bilingual Multicultural Services, Inc.	11000-53212	749.39	
			11000-53213	3,053.01	
			24106-53212	6,224.58	10,026.98
12534	03/10/2021	Blackboard Inc.	11000-55915		1,605.90
12535	03/10/2021	Charter School Nursing Service	11000-55915		5,598.71
12536	03/10/2021	Crystal Springs	11000-55915	51.26	
			11000-56118	60.43	111.69
12537	03/10/2021	Ephesus Office Technologies	11000-55915		63.30
12538	03/10/2021	InAccord, P.C.	11000-53413		3,236.25
12539	03/10/2021	Jesus A Moncada	11000-56118	18.20	
			23010-56118	125.02	143.22
12540	03/10/2021	Luz Adriana Arias	11000-56118		48.68
12541	03/10/2021	Marcia Lee Unnever, Kids Focus	11000-55915		150.00
12542	03/10/2021	Pitney Bowes Purchase Power	11000-56118		100.00
12543	03/10/2021	Poweron Technology Services	11000-56113		559.96
12544	03/10/2021	School Nurse Supply, Inc.	11000-56118		333.48
12545	03/10/2021	T-Mobile USA Inc	11000-54416		700.00
12546	03/10/2021	Verizon Wireless	Cancelled		106.56 *

Cancelled on 03/19/2021

The preceding Checks have been issued in accordance with the District's Policy and authorization of the Board of Trustees. It is recommended that the preceding Checks be approved.

SCHOOLABILITY

Page 1 of 3

Checks Dated 03/01/2021 through 03/31/2021					
Check Number	Check Date	Pay to the Order of	Funds-Objct	Expensed Amount	Check Amount
12549	03/17/2021	Association of Charter School Education Services	21000-55915		16,677.90
12550	03/17/2021	Cooperative Educational Services	11000-53211		1,789.01
12551	03/17/2021	Maestas, Melissa	23010-56118		34.99
12552	03/17/2021	Roberto Muro	11000-56118		360.62
12553	03/18/2021	Ephesus Office Technologies	11000-55915	1,032.36	
			11000-56118	101.40	1,133.76
12554	03/18/2021	Laura Patricia Salinas	23010-56118		160.00
12555	03/18/2021	Luz Adriana Arias	11000-56118		5.85
12556	03/18/2021	NM Gas Company	11000-54412	167.81	
			21000-54412	167.81	335.62
12557	03/18/2021	Comcast	11000-54416		355.29
12558	03/19/2021	Verizon Wireless	11000-55915		213.12
12559	03/23/2021	Costco Wholesale	24301-57332		4,098.56
12560	03/23/2021	Gorman Industries , INC	24301-56118	7,801.46	
			24306-56118	9,676.00	17,477.46
12561	03/23/2021	Jesus A Moncada	11000-53711		64.73
12562	03/23/2021	Lakeshore Learning Materials	27149-56118		6,628.91
12563	03/31/2021	Blackboard Inc.	11000-55915		82.30
12564	03/31/2021	Brady Industries, LLC	11000-56118	17.27	
			24301-56118	19.26	36.53
12565	03/31/2021	Crystal Springs	11000-55915	14.88	
			11000-56118	63.87	78.75
12566	03/31/2021	Ephesus Office Technologies	11000-55915		38.00
VCH-00000092	03/01/2021	NM Educational RetirementBoard Reissued on 03/01/2021	Reissued		60,080.89 *
VCH-00000093	03/01/2021	NM Educational RetirementBoard Reissued on 03/01/2021	Reissued		22,037.10 *
VCH-00000097	03/03/2021	NM Educational RetirementBoard	11000-23124	36,024.49	
			21000-23124	285.08	
			24101-23124	1,883.66	
			24106-23124	500.98	
			27149-23124	2,789.70	41,483.91
VCH-00000104	03/02/2021	NMPSIA	11000-23125	18,778.91	
			11000-52311	182.35	
			11000-52312	5.26-	
			11000-52313	14.32	
			11000-52314	6.26	
			21000-23125	5.26	
			24101-23125	84.32	
			24106-23125	811.12	
			27149-23125	80.44	
			27149-52312	21.04	19,978.76
VCH-00000105	03/03/2021	NM RHC	11000-23123	4,404.15	
			21000-23123	38.78	
			24101-23123	231.86	
			24106-23123	68.17	

The preceding Checks have been issued in accordance with the District's Policy and authorization of the Board of Trustees. It is recommended that the preceding Checks be approved.

SCHOOLABILITY

Page 2 of 3

Checks Dated 03/01/2021 through 03/31/2021

Check Number	Check Date	Pay to the Order of	Funds-Objct	Expensed Amount	Check Amount
VCH-00000105	03/03/2021	NM RHC	27149-23123	353.48	5,096.44
VCH-00000106	03/05/2021	NM Taxation/Revenue Department	11000-23142	4,312.07	
			21000-23142	3.82	
			24101-23142	335.60	
			24106-23142	7.00	
			27149-23142	254.96	4,913.45
			Total Number of Checks	58	345,638.64

	Count	Amount
Cancel	1	106.56
Reissue	2	82,117.99
Net Issue		263,414.09

Fund Recap

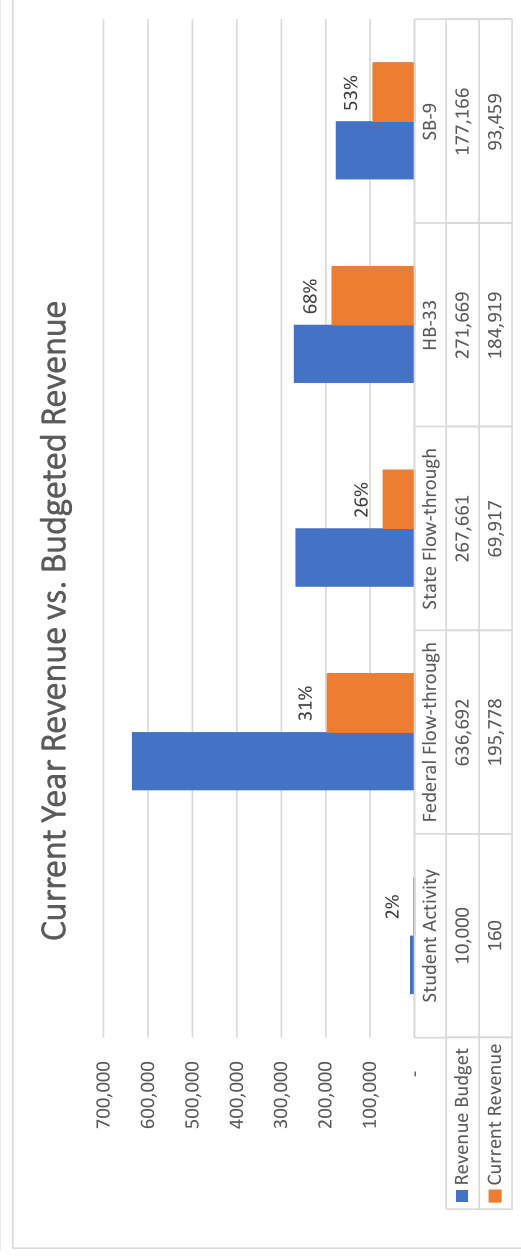
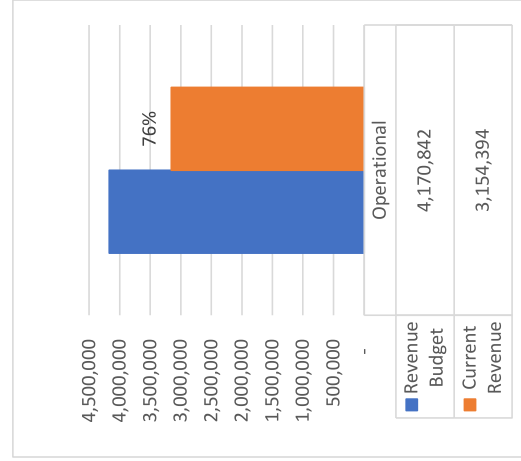
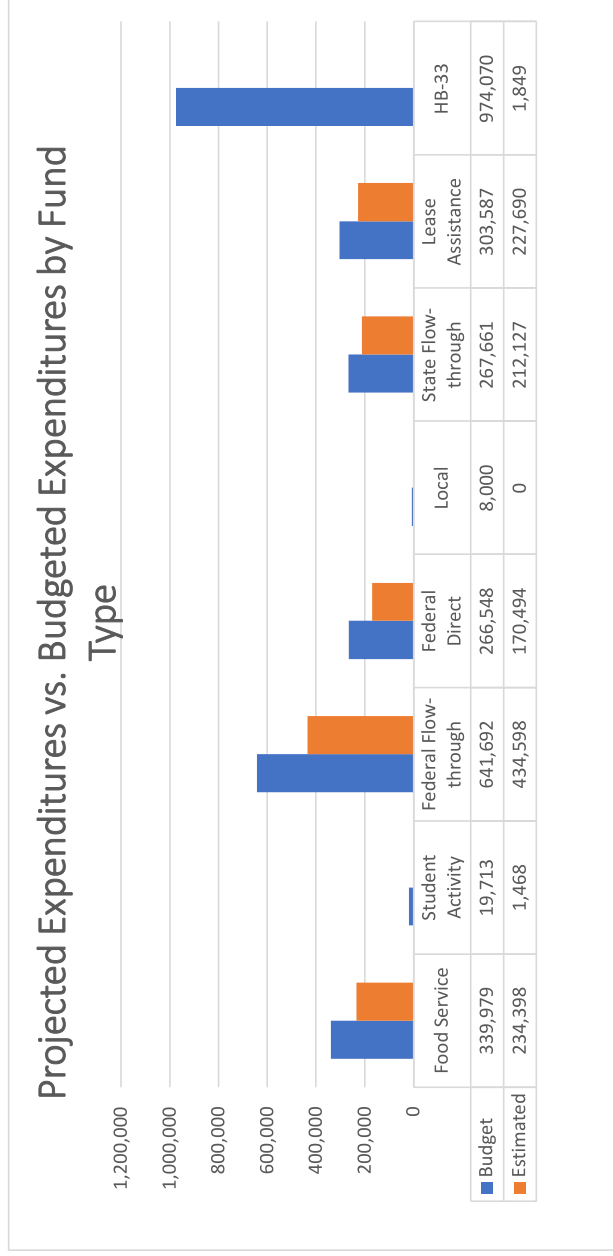
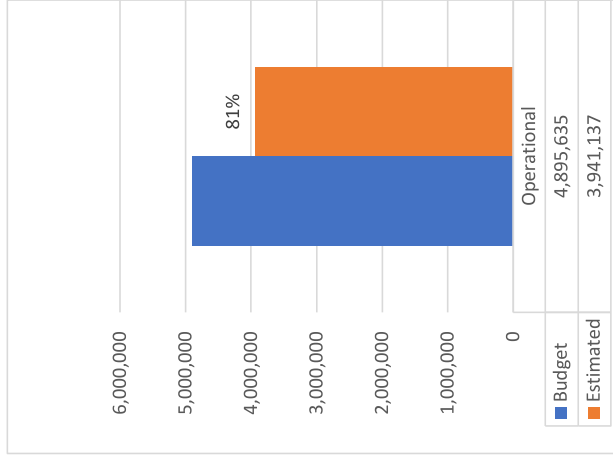
Fund	Description	Check Count	Expensed Amount
11000	Operational Fund	49	201,997.64
21000	Food Services Fund	8	17,646.46
23010	Admin Discretionary Account	3	320.01
24101	Title I - IASA	4	2,535.44
24106	IDEA-B Entitlement	5	7,611.85
24154	Teach./Princp. Train & Recruit	1	1,578.88
24301	CARES Act	3	11,919.28
24306	CARES/GEER - HEPA Filters	1	9,676.00
27149	PreK Initiative	5	10,128.53
Total Number of Checks		57	263,414.09
Less Unpaid Tax Liability			.00
Net (Check Amount)			263,414.09

The preceding Checks have been issued in accordance with the District's Policy and authorization of the Board of Trustees. It is recommended that the preceding Checks be approved.

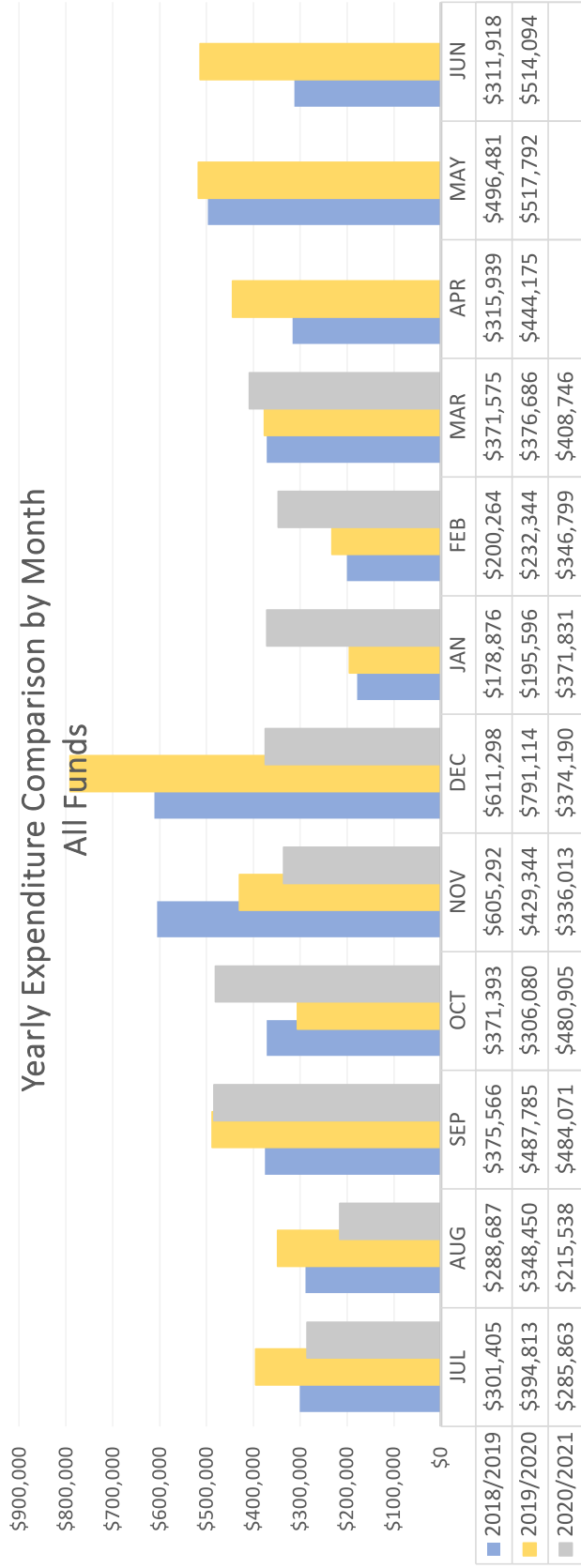
Christine Duncan Heritage Academy

Expenditure Analytical Review

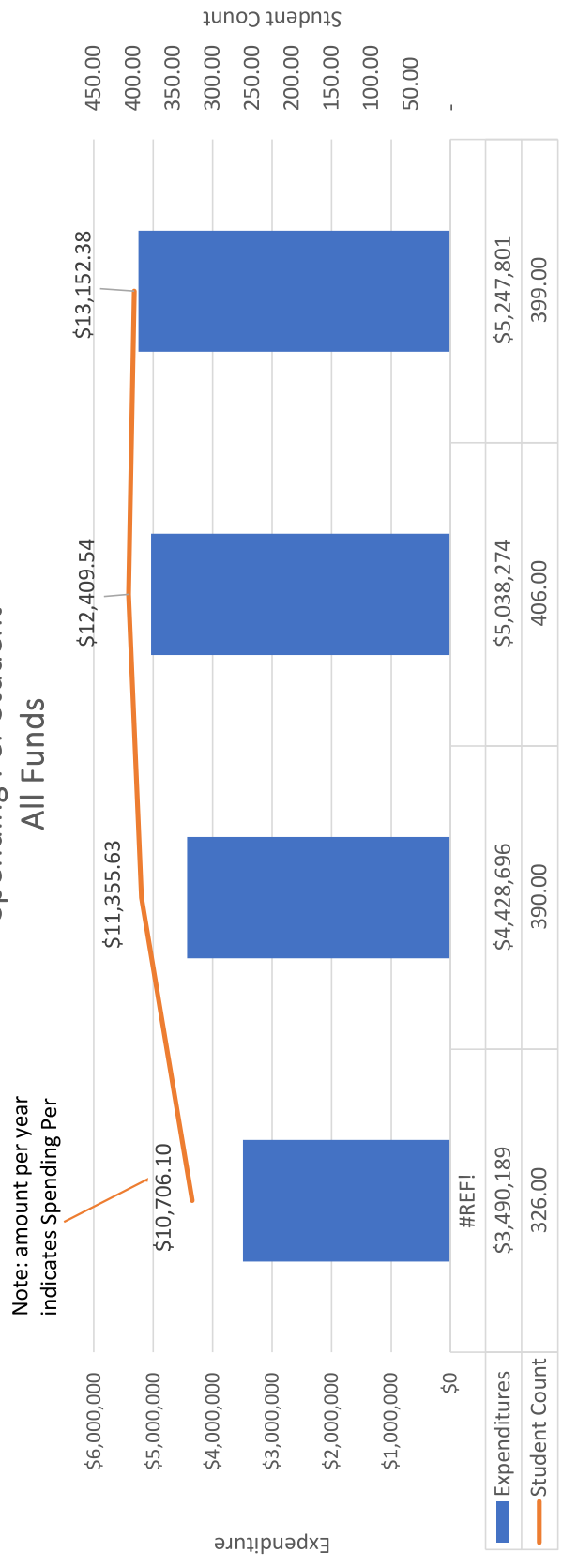
March 31, 2021



Yearly Expenditure Comparison by Month All Funds

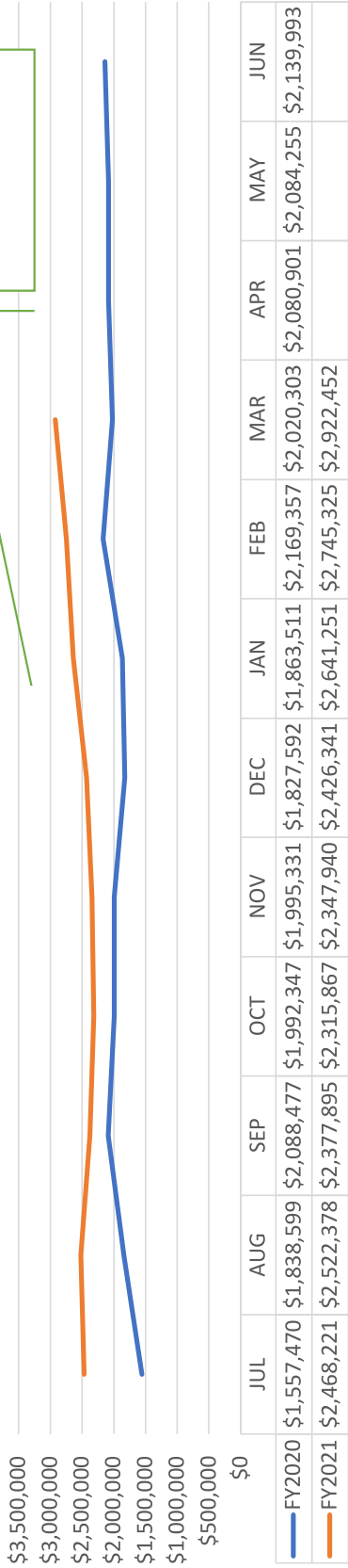


Spending Per Student All Funds



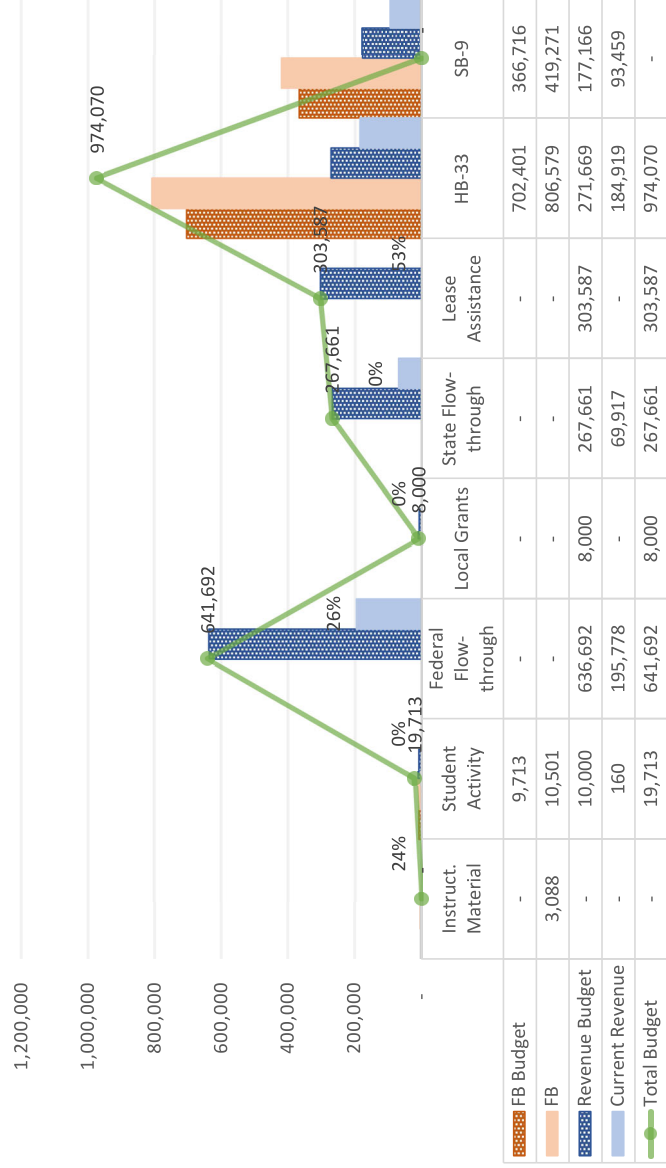
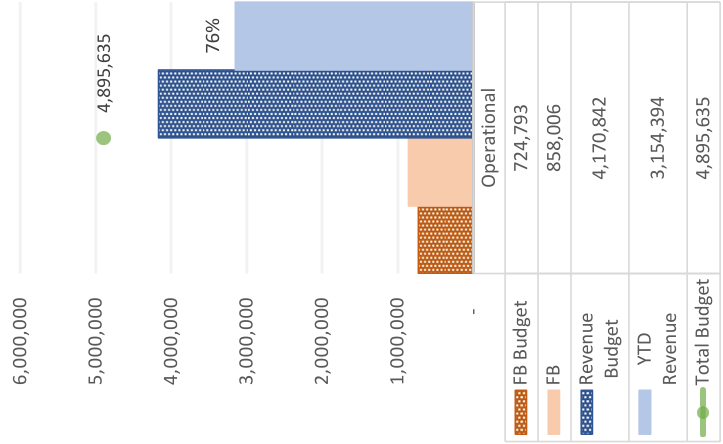
Monthly Cash Balance All Funds

Operational Fund Cash
Liquidity is 5.29



Current Year Revenue vs. Budgeted Revenue & Beg Fund Balance vs. Budgeted Fund Balance

(Operational Fund Only)



Analyzed Business Checking - PF

Account number: [REDACTED] ■ March 1, 2021 - March 31, 2021 ■ Page 1 of 3

CHRISTINE DUNCAN'S HERITAGE ACADEMY
1900 ATRISCO DR NW
ALBUQUERQUE NM 87120-1146

Questions?

Call your Customer Service Officer or Client Services
1-800-AT WELLS (1-800-289-3557)
5:00 AM TO 6:00 PM Pacific Time Monday - Friday

Online: wellsfargo.com

Write: Wells Fargo Bank, N.A. (585)
P.O. Box 6995
Portland, OR 97228-6995

Account summary

Analyzed Business Checking - PF

Account number	Beginning balance	Total credits	Total debits	Ending balance
[REDACTED]	\$2,796,586.70	\$547,224.54	-\$399,655.29	\$2,944,155.95

Credits

Electronic deposits/bank credits

Effective date	Posted date	Amount	Transaction detail
	03/03	377.40	Post Verify Deposit
	03/08	12,723.79	Post Verify Deposit
	03/11	15,147.67	State of NM Earlychild Nmap0001048860 Christine Duncan's Her
	03/11	12,579.25	State of NM Earlychild Nmap0001048862 Christine Duncan's Her
	03/11	11,678.05	State of NM Earlychild Nmap0001048861 Christine Duncan's Her
	03/11	40.00	Post Verify Deposit
	03/11	338,896.74	APS Payments Christine Dncn Christine Duncan Ha Cs
	03/17	119,387.33	Post Verify Deposit
	03/22	4,653.86	Post Verify Deposit
	03/22	3,767.41	Bernalillo Count Distr_Pymt Christine Duncans Heri
	03/26	5,066.97	State of NEW Mex Vndr Pymt Nmap0001058368 USDA Ffv January 2021 USDA Ffv January 2021
	03/30	43.21	Post Verify Deposit
	03/30	22,852.86	State of NEW Mex Vndr Pymt Nmap0001059672 USDA February 2021 Sso USDA February 2021 Sso
	03/31	10.00	Post Verify Deposit
		\$547,224.54	Total electronic deposits/bank credits
		\$547,224.54	Total credits

Debits

Electronic debits/bank debits

Effective date	Posted date	Amount	Transaction detail
03/02		19,978.76	WT Seq166955 State of NEW Mexico /Bnf=Nmpsia Srf# Gw00000040172436 Trn#210302166955 Rfb# 41
03/03		5,096.44	WT Seq213336 State of NEW Mexico /Bnf=NM Rehtiree Healthcare Srf# Gw00000040181576 Trn#210302213336 Rfb# 42
03/04		56,601.83	ACH Prep Origintn - Christine Duncan - File 7878782339 Coid 1205009183
03/04		41,483.91	< Business to Business ACH Debit - Nmerb Web Pay 210303 02353 Christine Duncan Herit
03/05		37.90	Legalshield Grp Paymt 250571410148716 Christine Duncan Herit
03/05		19,146.83	< Business to Business ACH Debit - IRS Usat taxpymt 030521 270146403064231 Christine Duncans Heri
03/05		4,913.45	< Business to Business ACH Debit - Tax_Rev_Crs_Ecks Trd Pmnt 210303 2052631296 Christine Duncan Herit
03/09		367.44	< Business to Business ACH Debit - AFLAC Insurance 030521 L7U96642107 Christine Duncans
03/11		249.94	Client Analysis Srvc Chrg 210310 Svc Chge 0221 000009790384409
03/17		55,765.65	ACH Prep Origintn - Christine Duncan - File 7878782339 Coid 1205009183
03/19		17,305.21	< Business to Business ACH Debit - IRS Usat taxpymt 031921 270147811768546 Christine Duncans Heri
03/22		213.12	Achivr Visb Bill Pymnt 210320 5421499 Christine Duncan Commu
03/25		82.30	WT Fed#00324 Silicon Valley Ban /Ftr/Bnf=Blackboard Inc. Srf# Gw00000040728632 Trn#210325200695 Rfb# 43

\$221,242.78 Total electronic debits/bank debits

< **Business to Business ACH:** If this is a business account, this transaction has a return time frame of one business day from post date. This time frame does not apply to consumer accounts.

Checks paid

Number	Amount	Date	Number	Amount	Date	Number	Amount	Date
12476	700.00	03/15	12520	6,651.80	03/15	12536	111.69	03/16
12494 *	2,000.00	03/02	12521	354.89	03/15	12537	63.30	03/16
12495	469.61	03/05	12522	2,305.60	03/11	12538	3,236.25	03/12
12502 *	825.00	03/01	12523	131.59	03/12	12539	143.22	03/22
12505 *	79.98	03/04	12524	676.93	03/18	12540	48.68	03/25
12506	1,070.41	03/01	12525	280.48	03/12	12541	150.00	03/19
12507	394.10	03/01	12526	632.25	03/16	12542	100.00	03/17
12508	327.14	03/01	12527	2,307.88	03/11	12543	559.96	03/11
12509	112.19	03/03	12528	35,000.00	03/11	12544	333.48	03/16
12510	132.79	03/01	12529	505.33	03/11	12545	700.00	03/18
12511	911.72	03/08	12530	1,498.03	03/12	12546	106.56	03/25
12512	200.00	03/12	12531	112.19	03/16	12548 *	219.22	03/23
12514 *	219.22	03/09	12532	19,703.16	03/22	12549	16,677.90	03/29
12516 *	826.41	03/10	12533	10,026.98	03/16	12551 *	34.99	03/22
12517	79.98	03/10	12534	1,605.90	03/16	12552	360.62	03/19
12519 *	47,108.38	03/16	12535	5,598.71	03/26	12553	1,133.76	03/23



Checks paid (continued)

<i>Number</i>	<i>Amount</i>	<i>Date</i>	<i>Number</i>	<i>Amount</i>	<i>Date</i>	<i>Number</i>	<i>Amount</i>	<i>Date</i>
12554	160.00	03/24	12556	335.62	03/25	12559 *	4,098.56	03/26
12555	5.85	03/25	12557	355.29	03/23	12562 *	6,628.91	03/30
\$178,412.51			Total checks paid					

* Gap in check sequence.

\$399,655.29 Total debits

Daily ledger balance summary

<i>Date</i>	<i>Balance</i>	<i>Date</i>	<i>Balance</i>	<i>Date</i>	<i>Balance</i>
02/28	2,796,586.70	03/10	2,654,612.78	03/22	2,951,634.27
03/01	2,793,837.26	03/11	2,992,025.78	03/23	2,949,926.00
03/02	2,771,858.50	03/12	2,986,679.43	03/24	2,949,766.00
03/03	2,767,027.27	03/15	2,978,972.74	03/25	2,949,186.99
03/04	2,668,861.55	03/16	2,918,978.57	03/26	2,944,556.69
03/05	2,644,293.76	03/17	2,982,500.25	03/29	2,927,878.79
03/08	2,656,105.83	03/18	2,981,123.32	03/30	2,944,145.95
03/09	2,655,519.17	03/19	2,963,307.49	03/31	2,944,155.95
Average daily ledger balance		\$2,872,729.97			

Statement Date 03/31/2021

Cash Object 11010

Journal Entry # CA21-00017

Status Posted

Bank Statement Ending Balance	2,944,155.95	Service Charge	249.94
Less: Uncleared Payments	23,150.81	Interest Earned	0.00
Add: Uncleared Deposits	0.00		
Add: Uncleared Other	0.00	Cleared Payments	397,851.91
Adjusted Bank Balance	2,921,005.14	Cleared Deposits	547,224.54
System Cash Balance	2,921,005.14	Cleared Other	1,803.38-
Add: Unposted Charges and Interest	0.00		
Revised System Cash Balance	2,921,005.14	Submitted By	DLINGAT, 04/09/2021
Difference	0.00	Posted By	ALERNER, 04/09/2021

Uncleared Payments Issued	Check #	Check Amount	Pay To Name	Vendor ID	Emp ID	Bank Acct
11/27/20	12357	219.22	NM Child Supp Enforc Agency	901001		130MAIN
02/10/21	VCH-00000096(*)		NM Educational RetirementBoard	900005		130MAIN
02/17/21	12493	1,920.00	Dual Language Education of New Mexicc	000156		130MAIN
02/25/21	12503	1,527.11	Brian L. Mahieu		000153	130MAIN
03/01/21	VCH-00000092(*)		NM Educational RetirementBoard	900005		130MAIN
03/01/21	VCH-00000093(*)		NM Educational RetirementBoard	900005		130MAIN
03/10/21	12546(*)		Verizon Wireless	000206		130MAIN
03/17/21	12550	1,789.01	Cooperative Educational Services	000070		130MAIN
03/23/21	12560	17,477.46	Gorman Industries , INC	010193		130MAIN
03/23/21	12561	64.73	Jesus A Moncada	000111		130MAIN
03/31/21	12564	36.53	Brady Industries, LLC	000620		130MAIN
03/31/21	12565	78.75	Crystal Springs	010183		130MAIN
03/31/21	12566	38.00	Ephesus Office Technologies	000209		130MAIN
		23,150.81	(*) Cancelled Payments			123,708.46

Cleared Payments Issued	Check #	Check Amount	Cleared Amount	Difference	Cleared	Pay To Name	Vendor ID	Emp ID	Bank Acct
02/03/21	12476	700.00	700.00		03/31/21	T-Mobile USA Inc	010181		130MAIN
02/17/21	12494	2,000.00	2,000.00		03/31/21	Learning Sciences Int'l	010182		130MAIN
02/17/21	12495	469.61	469.61		03/31/21	Lifetouch Natl School Studios	010015		130MAIN
02/18/21	12502	825.00	825.00		03/31/21	Jesus A Moncada	000111		130MAIN
02/24/21	12505	79.98	79.98		03/31/21	Alpine Protection LLC	010013		130MAIN
02/24/21	12506	1,070.41	1,070.41		03/31/21	Association of Charter School Education Ser	000635		130MAIN
02/24/21	12507	394.10	394.10		03/31/21	Brady Industries, LLC	000620		130MAIN
02/24/21	12508	327.14	327.14		03/31/21	NM Gas Company	000558		130MAIN
02/24/21	12509	112.19	112.19		03/31/21	Orkin Pest Control	000697		130MAIN

Statement Date 03/31/2021

Cash Object 11010

Journal Entry # CA21-00017

Status Posted

Issued	Check #	Check Amount	Cleared Amount	Difference	Cleared	Pay To Name	Vendor ID	Emp ID	Bank Acct
02/24/21	12510	132.79	132.79		03/31/21	Veronica Vigil	010191		130MAIN
03/02/21	Batch 03/02/2021	19,978.76	19,978.76		03/31/21				130MAIN
03/03/21	12511	911.72	911.72		03/31/21	Home Depot	000038		130MAIN
03/03/21	Batch 03/03/2021	46,580.35	46,580.35		03/31/21				130MAIN
03/04/21	12512	200.00	200.00		03/31/21	Metropolitan Life Insurance	901002		130MAIN
03/04/21	12515	37.90	37.90		03/31/21	Pre-Paid Legal Services, Inc.	901000		130MAIN
03/04/21	12516	826.41	826.41		03/31/21	ABCWUA	000221		130MAIN
03/04/21	12517	79.98	79.98		03/31/21	Alpine Protection LLC	010013		130MAIN
03/04/21	12518	367.44	367.44		03/31/21	American Family Life	901012		130MAIN
03/04/21	12519	47,108.38	47,108.38		03/31/21	Archway	000211		130MAIN
03/04/21	12520	6,651.80	6,651.80		03/31/21	Association of Charter School Education Ser	000635		130MAIN
03/04/21	12521	354.89	354.89		03/31/21	Comcast	000208		130MAIN
03/04/21	12522	2,305.60	2,305.60		03/31/21	Cooperative Educational Services	000070		130MAIN
03/04/21	12523	131.59	131.59		03/31/21	Crystal Springs	010183		130MAIN
03/04/21	12524	676.93	676.93		03/31/21	De Lage Landen	000411		130MAIN
03/04/21	12525	280.48	280.48		03/31/21	Ephesus Office Technologies	000209		130MAIN
03/04/21	12526	632.25	632.25		03/31/21	Lifetouch Natl School Studios	010015		130MAIN
03/04/21	12527	2,307.88	2,307.88		03/31/21	PNM	000178		130MAIN
03/04/21	12528	35,000.00	35,000.00		03/31/21	Saylor Family Trust, LLC	000555		130MAIN
03/04/21	12529	505.33	505.33		03/31/21	Saylor Family Trust, LLC	000555		130MAIN
03/05/21	12513	17,699.95	17,699.95		03/31/21	EFTPS	900004		130MAIN
03/05/21	12514	219.22	219.22		03/31/21	NM Child Supp Enforc Agency	901001		130MAIN
03/05/21	12530	1,498.03	1,498.03		03/31/21	Lakeshore Learning Materials	000533		130MAIN
03/05/21	12531	112.19	112.19		03/31/21	Orkin Pest Control	000697		130MAIN
03/05/21	Batch 03/05/2021	61,515.28	61,515.28		03/31/21				130MAIN
03/10/21	12532	19,703.16	19,703.16		03/31/21	Association of Charter School Education Ser	000635		130MAIN
03/10/21	12533	10,026.98	10,026.98		03/31/21	Bilingual Multicultural Services, Inc.	000241		130MAIN
03/10/21	12534	1,605.90	1,605.90		03/31/21	Blackboard Inc.	000532		130MAIN
03/10/21	12535	5,598.71	5,598.71		03/31/21	Charter School Nursing Service	000251		130MAIN
03/10/21	12536	111.69	111.69		03/31/21	Crystal Springs	010183		130MAIN
03/10/21	12537	63.30	63.30		03/31/21	Ephesus Office Technologies	000209		130MAIN
03/10/21	12538	3,236.25	3,236.25		03/31/21	InAccord, P. C.	010081		130MAIN
03/10/21	12539	143.22	143.22		03/31/21	Jesus A Moncada	000111		130MAIN
03/10/21	12540	48.68	48.68		03/31/21	Luz Adriana Arias	010160		130MAIN
03/10/21	12541	150.00	150.00		03/31/21	Marcia Lee Unnever, Kids Focus	000579		130MAIN

Statement Date 03/31/2021

Cash Object 11010

Journal Entry # CA21-00017

Status Posted

Issued	Check #	Check Amount	Cleared Amount	Difference	Cleared	Pay To Name	Vendor ID	Emp ID	Bank Acct
03/10/21	12542	100.00	100.00		03/31/21	Pitney Bowes Purchase Power	000760		130MAIN
03/10/21	12543	559.96	559.96		03/31/21	Poweron Technology Services	010178		130MAIN
03/10/21	12544	333.48	333.48		03/31/21	School Nurse Supply, Inc.	000441		130MAIN
03/10/21	12545	700.00	700.00		03/31/21	T-Mobile USA Inc	010181		130MAIN
03/17/21	12549	16,677.90	16,677.90		03/31/21	Association of Charter School Education Ser	000635		130MAIN
03/17/21	12551	34.99	34.99		03/31/21	Maestas, Melissa	010136		130MAIN
03/17/21	12552	360.62	360.62		03/31/21	Roberto Muro	000693		130MAIN
03/18/21	12553	1,133.76	1,133.76		03/31/21	Ephesus Office Technologies	000209		130MAIN
03/18/21	12554	160.00	160.00		03/31/21	Laura Patricia Salinas	010192		130MAIN
03/18/21	12555	5.85	5.85		03/31/21	Luz Adriana Arias	010160		130MAIN
03/18/21	12556	335.62	335.62		03/31/21	NM Gas Company	000558		130MAIN
03/18/21	12557	355.29	355.29		03/31/21	Comcast	000208		130MAIN
03/19/21	12547	17,305.21	17,305.21		03/31/21	EFTPS	900004		130MAIN
03/19/21	12548	219.22	219.22		03/31/21	NM Child Supp Enforc Agency	901001		130MAIN
03/19/21	12558	213.12	213.12		03/31/21	Verizon Wireless	000206		130MAIN
03/19/21	Batch 03/19/2021	55,765.65	55,765.65		03/31/21				130MAIN
03/23/21	12559	4,098.56	4,098.56		03/31/21	Costco Wholesale	000259		130MAIN
03/23/21	12562	6,628.91	6,628.91		03/31/21	Lakeshore Learning Materials	000533		130MAIN
03/31/21	12563	82.30	82.30		03/31/21	Blackboard Inc.	000532		130MAIN
		397,851.91	397,851.91			(*) Cancelled Payments		123,708.46	

Cleared Deposits Deposited	Deposit #	Deposit Amount	Cleared Amount	Difference	Cleared	Bank Acct
03/03/21	Batch 03/03/2021	377.40	377.40		03/31/21	130MAIN
03/08/21	Batch 03/08/2021	12,723.79	12,723.79		03/31/21	130MAIN
03/11/21	Batch 03/11/2021	378,341.71	378,341.71		03/31/21	130MAIN
03/17/21	Batch 03/17/2021	119,387.33	119,387.33		03/31/21	130MAIN
03/22/21	Batch 03/22/2021	8,421.27	8,421.27		03/31/21	130MAIN
03/26/21	Batch 03/26/2021	5,066.97	5,066.97		03/31/21	130MAIN
03/30/21	Batch 03/30/2021	22,896.07	22,896.07		03/31/21	130MAIN
03/31/21	Batch 03/31/2021	10.00	10.00		03/31/21	130MAIN
		547,224.54	547,224.54			

Cleared Other Effective	JE #	Amount	Cleared Amount	Difference	Cleared	JE Comment	Bank Acct
03/05/21	CA21-00015	1,446.88-	1,446.88-		03/31/21		130MAIN

Selection Grouped by Org, Cash Object, Statement Date - Sorted by Item date, Item #, (Org = 130, Cash Object IN ('11010'), Bank Statement Date = 3/31/2021, Uncleared Only? = No)

Statement Date 03/31/2021

Cash Object 11010

Status Posted Journal Entry # CA21-00017

Effective	JE #	Amount	Cleared Amount	Difference	Cleared	JE Comment	Bank Acct
03/25/21	CA21-00016	106.56-	106.56-		03/31/21		
03/31/21	CA21-00017	249.94-	249.94-		04/09/21		
		1,803.38-	1,803.38-				

As of 03/31/2021		Fiscal Year 2020/21 Actuals			
Resource	Beginning Balance	Revenue Activity	Expense Activity	Net Activity	Resulting Balance
Fund 11000 - Operational Fund	858,005.58	3,154,393.52	2,465,232.67	689,160.85	1,547,166.43
Fund 14000 - Inst. Materials Fund	3,088.37	.00	.00	.00	3,088.37
Fund 21000 - Food Services Fund	121,817.14	122,923.24	147,381.21	24,457.97-	97,359.17
Fund 23000 - Non-Instruct. Fund	.00	75.60	.00	75.60	75.60
Fund 23001 - Athletic	2,455.60-	.00	.00	.00	2,455.60-
Fund 23003 - Chess Club	39.71	.00	.00	.00	39.71
Fund 23004 - Student Council	2,962.08	.00	.00	.00	2,962.08
Fund 23005 - Yearbook	2,109.50	.00	.00	.00	2,109.50
Fund 23006 - Cheer	140.02	.00	.00	.00	140.02
Fund 23007 - Sunshine	297.42	.00	.00	.00	297.42
Fund 23010 - Admin Discretionary Account	4,510.38	84.00	1,145.01	1,101.01-	3,449.37
Fund 23102 - General Activities	2,897.49	.00	.00	.00	2,897.49
Fund 24101 - Title I - IASA	86,477.32-	126,871.78	79,582.85	47,288.93	39,188.39-
Fund 24106 - IDEA-B Entitlement	49,145.53-	79,344.61	56,544.17	22,800.44	26,345.09-
Fund 24118 - Fresh Fruit & Vegetables	3,631.63-	5,066.97	5,066.97	.00	3,631.63-
Fund 24153 - English Language Acquisition	4,541.00-	4,770.00	.00	4,770.00	229.00
Fund 24154 - Teach./Princp. Train & Recruit	8,245.00-	10,570.00	8,063.88	2,506.12	5,738.88-
Fund 24189 - Title IV	1,276.00-	1,276.00	.00	1,276.00	.00
Fund 24301 - CARES Act	.00	117,792.33	130,875.59	13,083.26-	13,083.26-
Fund 24306 - CARES/GEER - HEPA Filters	.00	.00	9,676.00	9,676.00-	9,676.00-
Fund 25153 - Title XIX MEDICAID 3/21 Years	28,248.67	14,603.13	3,420.80	11,182.33	39,431.00
Fund 25171 - Child & Adult Food Program	30,413.21	39,404.97	.00	39,404.97	69,818.18
Fund 27107 - 2012 GOBond Std. Library SB-66	7,838.00-	7,838.00	.00	7,838.00	.00
Fund 27109 - Instructional Materials- GAA	3,500.58	.00	.00	.00	3,500.58
Fund 27130 - Career Information System					

Selection Grouped by Fund - Sorted by Resource, (Org = 130, As of Date = 3/31/2021, Actuals = Y, Enc = N, SACS Fund = N, SACS Rsrc = N, SACS = N, Restricted Accts = Y)

SCHOOLABILITY

Page 1 of 2

As of 03/31/2021		Fiscal Year 2020/21 Actuals			
Resource	Beginning Balance	Revenue Activity	Expense Activity	Net Activity	Resulting Balance
Fund 27130 - Career Information System	.00	500.00	.00	500.00	500.00
Fund 27149 - PreK Initiative	153,896.83-	223,777.54	143,388.93	80,388.61	73,508.22-
Fund 31200 - Public School Capital Outlay	145,628.00-	145,628.00	227,690.25	82,062.25-	227,690.25-
Fund 31600 - Capital Improv. HB 33	806,579.12	184,919.18	1,849.21	183,069.97	989,649.09
Fund 31701 - Capital Improv. SB9 Local	409,417.05	93,458.72	24,039.45	69,419.27	478,836.32
Fund 31703 - SB9 State Match Cash	9,854.00	.00	.00	.00	9,854.00
Total for Org	1,820,745.41	4,333,297.59	3,303,956.99	1,029,340.60	2,850,086.01

Balances through 03/31/2021

Fiscal Year 2020/21

Funds - Func - Obj - ct - Pr gm - Locat n - JbCl - Opt nl	Description	Adopted Budget	Revised Budget	Encumbered	Expenditure	Account Balance
Funds 11000 - Operational, Func 1000 - Instruction						
11000- 1000- 51100- 0000- 001118- 1611- 00000	SalariesExpense,SubsSickl	42,642.00	42,642.00		13,593.00	29,049.00
11000- 1000- 51100- 1010- 001118- 1411- 00000	SalariesExpense, Teachers	705,330.00	557,854.00	254,237.49	268,213.77	35,402.74
11000- 1000- 51100- 1010- 001118- 1413- 00000	SalariesExpense, TeachersE	65,754.00	63,200.00	51,314.25	38,501.37	26,615.62-
11000- 1000- 51100- 1010- 001118- 1711- 00000	SalariesExpense,InstAsst1		17,665.00			17,665.00
11000- 1000- 51100- 1010- 001118- 1713- 00000	SalariesExpense,InstAsst-	8,819.00	54,387.00	35,843.97	28,613.29	10,070.26-
11000- 1000- 51100- 1020- 001118- 1711- 00000	SalariesExpense,InstAsst1	52,000.00				
11000- 1000- 51100- 2000- 001118- 1412- 00000	SalariesExpense, Teachers	108,292.00	167,510.00	81,417.44	81,417.44	4,675.12
11000- 1000- 51100- 4010- 001118- 1413- 00000	SalariesExpense, TeachersE	52,223.00	153,345.00	45,858.80	45,858.80	61,627.40
11000- 1000- 51100- 4010- 001118- 1416- 00000	SalariesExpense, TeachersO	432,218.00	350,493.00	132,977.52	153,500.67	64,014.81
11000- 1000- 51100- 4025- 001118- 1412- 00000	SalariesExpense, Teachers	136,082.00	138,847.00	52,230.23	69,930.52	16,686.25
11000- 1000- 51100- 4025- 001118- 1713- 00000	SalariesExpense,InstAsst-	54,458.00				
11000- 1000- 51200- 1010- 001118- 1713- 00000	OvertimeExpense,InstAsst-	2,280.00	2,280.00		243.35	2,036.65
11000- 1000- 51300- 1010- 001118- 1411- 00000	AddtlCompenstn, Teachers	53,610.00	29,412.00		10,066.98	19,345.02
11000- 1000- 51300- 1010- 001118- 1411- 10000	AddtlCompenstn, Teachers				913.00	913.00-
11000- 1000- 51300- 1010- 001118- 1414- 00000	AddtlCompenstn, TeachersP				1,267.88	1,267.88-
11000- 1000- 51300- 1010- 001118- 1621- 00000	AddtlCompenstn,Sum/After	1,000.00	1,000.00			1,000.00
11000- 1000- 51300- 2000- 001118- 1412- 00000	AddtlCompenstn, Teachers	6,500.00	6,500.00		178.28	6,321.72
11000- 1000- 51300- 4010- 001118- 1416- 00000	AddtlCompenstn, TeachersO	31,770.00	31,770.00	43,965.49	30,564.62	42,760.11-
11000- 1000- 51300- 4030- 001118- 0000- 00000	AddtlCompenstn,NoJobClas	148,925.00				
11000- 1000- 51300- 4030- 001118- 1411- 00000	AddtlCompenstn, Teachers		219,628.00		220,905.95	1,277.95-
11000- 1000- 51300- 4030- 001118- 1711- 00000	AddtlCompenstn,InstAsst1		12,282.00		12,254.55	27.45
11000- 1000- 51300- 4040- 001118- 0000- 00000	AddtlCompenstn,NoJobClas	96,440.00	100.00			100.00
11000- 1000- 51300- 4040- 001118- 1411- 00000	AddtlCompenstn, Teachers		42,319.00		53,419.73	11,100.73-
11000- 1000- 51300- 4040- 001118- 1711- 00000	AddtlCompenstn,InstAsst1		2,554.00		4,854.15	2,300.15-
11000- 1000- 51300- 9000- 001118- 1618- 00000	AddtlCompenstn,Athletics	2,000.00	2,000.00			2,000.00
11000- 1000- 51300- 9000- 001118- 1621- 00000	AddtlCompenstn,Sum/After				352.00	352.00-
11000- 1000- 52111- 0000- 001118- 0000- 00000	EducRetirement	13,468.00			829.90	829.90-
11000- 1000- 52111- 1010- 001118- 0000- 00000	EducRetirement	118,645.00	97,113.00	48,307.22	46,536.76	2,269.02
11000- 1000- 52111- 1010- 001118- 0000- 10000	EducRetirement				129.20	129.20-
11000- 1000- 52111- 1020- 001118- 0000- 00000	EducRetirement	7,358.00	7,358.00			7,358.00
11000- 1000- 52111- 1020- 001118- 0000- 00000	EducRetirement	16,245.00	25,032.00	11,520.47	11,545.69	1,965.84
11000- 1000- 52111- 2000- 001118- 0000- 00000	EducRetirement	65,408.00	82,896.00	31,527.20	32,534.71	18,834.09
11000- 1000- 52111- 4010- 001118- 0000- 00000	EducRetirement	26,964.00	26,964.00	7,390.50	9,895.10	9,678.40
11000- 1000- 52111- 4030- 001118- 0000- 00000	EducRetirement	21,082.00	24,582.00		32,458.86	7,876.86-
11000- 1000- 52111- 4040- 001118- 0000- 00000	EducRetirement	13,663.00	6,163.00		6,177.51	14.51-
11000- 1000- 52111- 9000- 001118- 0000- 00000	EducRetirement	284.00	284.00			284.00

Balances through 03/31/2021

Fiscal Year 2020/21

Funds - Func - Obj ct - Pr gm- Locat n- JbCl - Opt nl	Description	Adopted Budget	Revised Budget	Encumbered	Expenditure	Account Balance
Funds 11000 - Operational, Func 1000 - Instruction (continued)						
11000- 1000- 52112- 0000- 001118- 0000- 00000	ERARetireeHlth	1,904.00	1,904.00		123.42	1,780.58
11000- 1000- 52112- 1010- 001118- 0000- 00000	ERARetireeHlth	16,777.00	16,777.00	6,827.86	6,899.08	3,050.06
11000- 1000- 52112- 1010- 001118- 0000- 10000	ERARetireeHlth				18.26	18.26-
11000- 1000- 52112- 1020- 001118- 0000- 00000	ERARetireeHlth	1,040.00	1,040.00			1,040.00
11000- 1000- 52112- 2000- 001118- 0000- 00000	ERARetireeHlth	2,296.00	4,751.00	1,628.38	1,628.37	1,494.25
11000- 1000- 52112- 4010- 001118- 0000- 00000	ERARetireeHlth	9,249.00	11,717.00	4,456.17	4,598.52	2,662.31
11000- 1000- 52112- 4025- 001118- 0000- 00000	ERARetireeHlth	3,814.00	3,814.00	1,044.68	1,398.64	1,370.68
11000- 1000- 52112- 4030- 001118- 0000- 00000	ERARetireeHlth	2,985.00	2,985.00		4,663.26	1,678.26-
11000- 1000- 52112- 4040- 001118- 0000- 00000	ERARetireeHlth	1,939.00	1,939.00		940.99	998.01
11000- 1000- 52112- 9000- 001118- 0000- 00000	ERARetireeHlth	40.00	40.00			40.00
11000- 1000- 52210- 0000- 001118- 0000- 00000	FICA Payments	5,902.00	5,902.00		751.05	5,150.95
11000- 1000- 52210- 1010- 001118- 0000- 00000	FICA Payments	51,983.00	51,983.00	21,105.39	21,538.79	9,338.82
11000- 1000- 52210- 1010- 001118- 0000- 10000	FICA Payments	3,224.00	3,224.00		56.60	56.60-
11000- 1000- 52210- 1020- 001118- 0000- 00000	FICA Payments	7,118.00	14,726.00	5,047.90	5,058.96	3,224.00
11000- 1000- 52210- 2000- 001118- 0000- 00000	FICA Payments	28,659.00	36,894.00	13,762.57	14,204.08	4,619.14
11000- 1000- 52210- 4010- 001118- 0000- 00000	FICA Payments	11,816.00	11,816.00	3,238.30	4,335.74	8,927.35
11000- 1000- 52210- 4025- 001118- 0000- 00000	FICA Payments	9,242.00	9,242.00		14,428.68	4,241.96
11000- 1000- 52210- 4040- 001118- 0000- 00000	FICA Payments	5,997.00	5,997.00		3,612.17	5,186.68-
11000- 1000- 52210- 9000- 001118- 0000- 00000	FICA Payments	124.00	124.00		21.83	2,384.83
11000- 1000- 52220- 0000- 001118- 0000- 00000	MedicarePaymnts	1,381.00	1,381.00		175.68	102.17
11000- 1000- 52220- 1010- 001118- 0000- 00000	MedicarePaymnts	12,175.00	12,175.00	4,935.74	5,037.06	1,205.32
11000- 1000- 52220- 1010- 001118- 0000- 10000	MedicarePaymnts				13.23	2,202.20
11000- 1000- 52220- 1020- 001118- 0000- 00000	MedicarePaymnts	754.00	754.00			13.23-
11000- 1000- 52220- 2000- 001118- 0000- 00000	MedicarePaymnts	1,666.00	3,444.00	1,180.53	1,183.11	754.00
11000- 1000- 52220- 4010- 001118- 0000- 00000	MedicarePaymnts	6,712.00	8,628.00	3,219.01	3,322.19	1,080.36
11000- 1000- 52220- 4025- 001118- 0000- 00000	MedicarePaymnts	2,767.00	2,767.00	757.25	1,013.89	2,086.80
11000- 1000- 52220- 4030- 001118- 0000- 00000	MedicarePaymnts	2,167.00	2,167.00		3,374.42	995.86
11000- 1000- 52220- 4040- 001118- 0000- 00000	MedicarePaymnts	1,415.00	1,415.00		844.78	1,207.42-
11000- 1000- 52220- 9000- 001118- 0000- 00000	MedicarePaymnts	30.00	30.00		5.10	570.22
11000- 1000- 52311- 0000- 001118- 0000- 00000	Hth&MedPremiums				10,000.26	24.90
11000- 1000- 52311- 1010- 001118- 0000- 00000	Hth&MedPremiums	60,074.00	60,074.00	21,068.76	20,121.31	10,000.26-
11000- 1000- 52311- 1020- 001118- 0000- 00000	Hth&MedPremiums	12,803.00	12,803.00			18,883.93
11000- 1000- 52311- 2000- 001118- 0000- 00000	Hth&MedPremiums	17,376.00	17,376.00	2,229.24	6,161.25	12,803.00
11000- 1000- 52311- 4010- 001118- 0000- 00000	Hth&MedPremiums	45,456.00	45,456.00	15,026.16	14,933.78	8,985.51
11000- 1000- 52311- 4025- 001118- 0000- 00000	Hth&MedPremiums	5,335.00	5,335.00	4,681.08	4,681.08	15,496.06

Selection Grouped by Account Type, Filtered by User Permissions, (Org = 130, Online/Offline = N, Period = 9, UnPosted JEs? = N, Assets and Liabilities? =

N, Restricted Accts? = Y, Funds = 1..8, Object = 5, Obj Digits = 0, Page Break Lvl =)

Balances through 03/31/2021

Fiscal Year 2020/21

Funds- Func- Obj ct - Pr gm- Locat n- JbCl - Opt nI	Description	Adopted Budget	Revised Budget	Encumbered	Expenditure	Account Balance
Funds 11000 - Operational, Func 1000 - Instruction (continued)						
11000- 1000- 52312- 0000- 001118- 0000- 00000	Life	114.00	114.00		47.23	66.77
11000- 1000- 52312- 1010- 001118- 0000- 00000	Life	855.00	903.00	504.96	418.33	20.29-
11000- 1000- 52312- 1020- 001118- 0000- 00000	Life	57.00	57.00			57.00
11000- 1000- 52312- 2000- 001118- 0000- 00000	Life	114.00	278.00	94.68	94.68	88.64
11000- 1000- 52312- 4010- 001118- 0000- 00000	Life	456.00	621.00	220.92	239.33	160.75
11000- 1000- 52312- 4025- 001118- 0000- 00000	Life	342.00	342.00	63.12	89.42	189.46
11000- 1000- 52313- 0000- 001118- 0000- 00000	Dental				454.92	454.92-
11000- 1000- 52313- 1010- 001118- 0000- 00000	Dental	2,655.00	2,681.00	1,503.60	1,276.19	98.79-
11000- 1000- 52313- 1020- 001118- 0000- 00000	Dental	308.00	308.00			308.00
11000- 1000- 52313- 2000- 001118- 0000- 00000	Dental	514.00	598.00	298.92	298.92	.16
11000- 1000- 52313- 4010- 001118- 0000- 00000	Dental	1,317.00	1,606.00	648.84	674.50	282.66
11000- 1000- 52313- 4025- 001118- 0000- 00000	Dental	719.00	719.00	195.96	195.96	327.08
11000- 1000- 52314- 0000- 001118- 0000- 00000	Vision				125.44	125.44-
11000- 1000- 52314- 1010- 001118- 0000- 00000	Vision	520.00	520.00	288.12	251.29	19.41-
11000- 1000- 52314- 1020- 001118- 0000- 00000	Vision	102.00	102.00			102.00
11000- 1000- 52314- 2000- 001118- 0000- 00000	Vision	148.00	163.00	60.36	60.36	42.28
11000- 1000- 52314- 4010- 001118- 0000- 00000	Vision	484.00	484.00	149.04	149.04	185.92
11000- 1000- 52314- 4025- 001118- 0000- 00000	Vision	165.00	165.00	37.80	56.60	70.60
11000- 1000- 52315- 0000- 001118- 0000- 00000	Disability	176.00	176.00		166.35	9.65
11000- 1000- 52315- 1010- 001118- 0000- 00000	Disability	1,335.00	1,335.00	292.74	297.75	744.51
11000- 1000- 52315- 1020- 001118- 0000- 00000	Disability	288.00	288.00			288.00
11000- 1000- 52315- 2000- 001118- 0000- 00000	Disability	348.00	454.00	177.90	163.10	113.00
11000- 1000- 52315- 4010- 001118- 0000- 00000	Disability	576.00	576.00	201.00	200.32	174.68
11000- 1000- 52315- 4025- 001118- 0000- 00000	Disability	399.00	399.00	181.74	216.08	1.18
11000- 1000- 52500- 0000- 001118- 0000- 00000	UnemploymentComp	170.00	170.00		42.44	127.56
11000- 1000- 52500- 1010- 001118- 0000- 00000	UnemploymentComp	1,275.00	1,275.00	659.75	593.04	22.21
11000- 1000- 52500- 1010- 001118- 0000- 10000	UnemploymentComp				.44	.44-
11000- 1000- 52500- 1020- 001118- 0000- 00000	UnemploymentComp	85.00	85.00			85.00
11000- 1000- 52500- 2000- 001118- 0000- 00000	UnemploymentComp	170.00	492.00	128.73	170.99	192.28
11000- 1000- 52500- 4010- 001118- 0000- 00000	UnemploymentComp	680.00	966.00	376.17	409.20	180.63
11000- 1000- 52500- 4025- 001118- 0000- 00000	UnemploymentComp	510.00	510.00	90.16	172.31	247.53
11000- 1000- 52500- 4030- 001118- 0000- 00000	UnemploymentComp		60.00		200.46	140.46-
11000- 1000- 52500- 4040- 001118- 0000- 00000	UnemploymentComp		39.00		75.13	36.13-
11000- 1000- 52500- 9000- 001118- 0000- 00000	UnemploymentComp				1.16	1.16-
11000- 1000- 52710- 0000- 001118- 0000- 00000	WorkersCompPrem	1,214.00	1,214.00		1,272.00	58.00-
11000- 1000- 52710- 1010- 001118- 0000- 00000	WorkersCompPrem	9,942.00	10,062.00		10,062.00	

Balances through 03/31/2021

Funds - Func - Obj - ct - Pr gm - Locat n - Jb Cl - Opt n1	Description	Adopted Budget	Revised Budget	Encumbered	Expenditure	Account Balance	
Funds 11000 - Operational, Func 1000 - Instruction (continued)							
11000- 1000- 52710- 1020- 001118- 0000- 00000	WorkersCompPrem	663.00	663.00		663.00		
11000- 1000- 52710- 2000- 001118- 0000- 00000	WorkersCompPrem	1,381.00	1,381.00		1,381.00		
11000- 1000- 52710- 4010- 001118- 0000- 00000	WorkersCompPrem	5,506.00	5,506.00		5,506.00		
11000- 1000- 52710- 4025- 001118- 0000- 00000	WorkersCompPrem	2,432.00	2,432.00		2,432.00		
11000- 1000- 52720- 0000- 001118- 0000- 00000	WorksCompERFee	20.00	20.00		4.60	15.40	
11000- 1000- 52720- 1010- 001118- 0000- 00000	WorksCompERFee	150.00	166.00	73.60	71.30	21.10	
11000- 1000- 52720- 1020- 001118- 0000- 00000	WorksCompERFee	10.00	10.00			10.00	
11000- 1000- 52720- 2000- 001118- 0000- 00000	WorksCompERFee	20.00	46.00	13.80	13.80	18.40	
11000- 1000- 52720- 4010- 001118- 0000- 00000	WorksCompERFee	80.00	102.00	32.20	34.50	35.30	
11000- 1000- 52720- 4025- 001118- 0000- 00000	WorksCompERFee	60.00	60.00	9.20	11.50	39.30	
11000- 1000- 53330- 1010- 001118- 0000- 00000	ProfessDevelop		3,820.00	4,070.00	5,439.10	5,689.10-	
11000- 1000- 53330- 4040- 001118- 0000- 00000	ProfessDevelop	29,398.00	29,398.00	6,338.88	1,661.12	21,398.00	
11000- 1000- 53711- 1010- 001118- 0000- 00000	Other Charges	1,000.00	1,000.00	583.64	1,101.86	685.50-	
11000- 1000- 53711- 9000- 001118- 0000- 00000	Other Charges	1,400.00	1,400.00			1,400.00	
11000- 1000- 55817- 1010- 001118- 0000- 00000	Student Travel	10,432.00	10,432.00			10,432.00	
11000- 1000- 55819- 1010- 001118- 0000- 00000	EmpTravTeachers		1,000.00	792.32	207.68		
11000- 1000- 55915- 1010- 001118- 0000- 00000	OthContractSvcs	27,061.00	27,061.00	22,400.00	6,900.00	2,239.00-	
11000- 1000- 55915- 4040- 001118- 0000- 00000	OthContractSvcs	20,000.00	20,000.00			20,000.00	
11000- 1000- 55915- 9000- 001118- 0000- 00000	OthContractSvcs	5,000.00	5,000.00			5,000.00	
11000- 1000- 56112- 1010- 001118- 0000- 00000	Other Textbooks	75,577.00	165,728.00	7,004.75	162,217.58	3,494.33-	
11000- 1000- 56113- 1010- 001118- 0000- 00000	Software	3,650.00	37,599.00	18,689.62	18,909.10	.28	
11000- 1000- 56113- 4040- 001118- 0000- 00000	Software	3,800.00	3,800.00			3,800.00	
11000- 1000- 56118- 1010- 001118- 0000- 00000	GenSuppliesMats	20,000.00	20,000.00	10,858.17	6,484.38	2,657.45	
11000- 1000- 56118- 4040- 001118- 0000- 00000	GenSuppliesMats	34,600.00	34,600.00		110.51	34,489.49	
11000- 1000- 57331- 1010- 001118- 0000- 00000	FixedAssets>\$5k	506,108.00	339,789.00			339,789.00	
11000- 1000- 57332- 1010- 001118- 0000- 00000	SupplAssets<\$5k	12,650.00	12,650.00	611.95	2,750.46	9,287.59	
Total for Func 1000 and Expense accounts		3,404,716.00	3,276,285.00	984,452.24	1,564,277.13	727,555.63	
Funds 11000 - Operational, Func 2100 - SuppSvcsStuents							
11000- 2100- 51100- 2000- 001118- 1214- 00000	SalariesExpense,Couns-Soc		50,514.00			50,514.00	
11000- 2100- 51100- 4025- 001118- 1214- 00000	SalariesExpense,Couns-Soc	109,214.00	109,214.00	25,256.66	25,256.66	58,700.68	
11000- 2100- 51300- 0000- 001118- 1211- 00000	AddtlCompenstn,CoordSubS		16,909.00			16,909.00	
11000- 2100- 51300- 2000- 001118- 1211- 00000	AddtlCompenstn,CoordSubS	3,000.00	5,001.00	3,250.00	1,750.00	1.00	
11000- 2100- 51300- 2000- 001118- 1214- 00000	AddtlCompenstn,Couns-Soc	3,250.00	4,250.00		4,104.23	145.77	
11000- 2100- 51300- 4025- 001118- 1214- 00000	AddtlCompenstn,Couns-Soc				148.56	148.56-	
11000- 2100- 52111- 2000- 001118- 0000- 00000	EducRetirement	885.00	7,148.00	459.94	828.40	5,859.66	
11000- 2100- 52111- 4025- 001118- 0000- 00000	EducRetirement	15,454.00	15,454.00	3,573.83	3,594.85	8,285.32	
Selection Grouped by Account Type, Filtered by User Permissions, (Org = 130, Online/Offline = N, Period = 9, UnPosted JEs? = N, Assets and Liabilities? = N, Restricted Accts? = Y, Funds = 1..8, Object = 5, Obj Digits = 0, Page Break Lvl =)		SCHOOLABILITY					Page 4 of 16

Balances through 03/31/2021

Fiscal Year 2020/21

Funds - Func - Obj - ct - Pr gm - Locat n - JbCl - Opt nI	Description	Adopted Budget	Revised Budget	Encumbered	Expenditure	Account Balance
Funds 11000 - Operational, Func 2100 - SuppSvcsStudents (continued)						
11000-2100-52112-2000-001118-0000-00000	ERARetireeHlth	125.00	1,011.00	65.00	117.08	828.92
11000-2100-52112-4025-001118-0000-00000	ERARetireeHlth	2,185.00	2,185.00	505.18	505.17	1,174.65
11000-2100-52210-0000-001118-0000-00000	FICA Payments		1,049.00			1,049.00
11000-2100-52210-2000-001118-0000-00000	FICA Payments	388.00	3,442.00	201.50	362.96	2,877.54
11000-2100-52210-4025-001118-0000-00000	FICA Payments	6,772.00	6,772.00	1,565.85	1,575.07	3,631.08
11000-2100-52220-0000-001118-0000-00000	MedicarePaymnts		246.00			246.00
11000-2100-52220-2000-001118-0000-00000	MedicarePaymnts	92.00	805.00	47.19	84.92	672.89
11000-2100-52220-4025-001118-0000-00000	MedicarePaymnts	1,585.00	1,585.00	366.21	368.37	850.42
11000-2100-52311-0000-001118-0000-00000	Hth&MedPremiums		677.00		676.16	.84
11000-2100-52311-2000-001118-0000-00000	Hth&MedPremiums		4,525.00			4,525.00
11000-2100-52311-4025-001118-0000-00000	Hth&MedPremiums	9,672.00	9,672.00	2,756.64	2,756.64	4,158.72
11000-2100-52312-2000-001118-0000-00000	Life		57.00			57.00
11000-2100-52312-4025-001118-0000-00000	Life	114.00	114.00	31.56	15.78	66.66
11000-2100-52313-0000-001118-0000-00000	Dental		26.00		25.74	.26
11000-2100-52313-2000-001118-0000-00000	Dental		180.00			180.00
11000-2100-52313-4025-001118-0000-00000	Dental	310.00	310.00	102.96	102.96	104.08
11000-2100-52314-0000-001118-0000-00000	Vision		6.00		5.63	.37
11000-2100-52314-2000-001118-0000-00000	Vision		40.00		3.76	36.24
11000-2100-52314-4025-001118-0000-00000	Vision	92.00	92.00	22.56	22.56	46.88
11000-2100-52315-0000-001118-0000-00000	Disability		22.00		21.76	.24
11000-2100-52315-2000-001118-0000-00000	Disability		123.00		.01	122.99
11000-2100-52315-4025-001118-0000-00000	Disability	367.00	367.00	87.90	87.61	191.49
11000-2100-52500-2000-001118-0000-00000	UnemploymentComp		96.00		4.97	87.52
11000-2100-52500-4025-001118-0000-00000	UnemploymentComp	170.00	168.00	49.83	38.46	79.71
11000-2100-52710-0000-001118-0000-00000	WorkersCompPrem		2.00		2.00	
11000-2100-52710-4025-001118-0000-00000	WorkersCompPrem	1,392.00	1,392.00		1,392.00	
11000-2100-52720-4025-001118-0000-00000	WorksCompERFee		20.00		4.60	10.80
11000-2100-53211-2000-001118-0000-00000	DiagsContracted	15,853.00	15,853.00	1,544.57	6,331.92	7,976.51
11000-2100-53212-2000-001118-0000-00000	SpeechThrpsCont	24,859.00	24,859.00	439.66	14,560.34	9,859.00
11000-2100-53213-2000-001118-0000-00000	OccThrpsCont	12,166.00	25,166.00	1,791.22	25,208.78	1,834.00-
11000-2100-53414-0000-001118-0000-00000	OthProfTechSvcs		3,900.00		406.25	
11000-2100-53711-0000-001118-0000-00000	Other Charges		120.00		120.00	
11000-2100-55915-2000-001118-0000-00000	OthContractSvcs		9,330.00		9,329.47	.53
11000-2100-55915-4025-001118-0000-00000	OthContractSvcs	9,000.00	59,880.00	20,635.43	39,244.57	
11000-2100-56113-0000-001118-0000-00000	Software	8,000.00	8,000.00			8,000.00
11000-2100-56118-0000-001118-0000-00000	GenSuppliesMats		100.00		73.30	

Selection Grouped by Account Type, Filtered by User Permissions, (Org = 130, Online/Offline = N, Period = 9, UnPosted JEs? = N, Assets and Liabilities? =

N, Restricted Accts? = Y, Funds = 1..8, Object = 5, Obj Digits = 0, Page Break Lvl =)

Balances through 03/31/2021

Fiscal Year 2020/21

Funds - Func - Obj - ct - Pr gm- Locat n- JbCl - Opt nl	Description	Adopted Budget	Revised Budget	Encumbered	Expenditure	Account Balance
Funds 11000 - Operational, Func 2100 - SuppSvcsStudents (continued)						
11000- 2100- 56118- 4025- 001118- 0000- 00000	GenSuppliesMats	3,700.00	3,480.00		1,529.09	1,950.91
11000- 2100- 57332- 4025- 001118- 0000- 00000	SupplAssets-\$5k	7,000.00	7,000.00			7,000.00
Total for Func 2100 and Expense accounts		235,665.00	401,162.00	66,328.85	140,614.03	194,219.12
Funds 11000 - Operational, Func 2200 - Suppt Svcs Inst						
11000- 2200- 56113- 0000- 001118- 0000- 00000	Software	2,060.00	2,060.00			2,060.00
11000- 2200- 56118- 0000- 001118- 0000- 00000	GenSuppliesMats	3,237.00	3,237.00		657.04	2,579.96
Total for Func 2200 and Expense accounts		5,297.00	5,297.00	.00	657.04	4,639.96
Funds 11000 - Operational, Func 2300 - SupptSvcs-Admin						
11000- 2300- 51100- 0000- 001118- 1111- 00000	SalariesExpense,Superinte	120,000.00	105,207.00	32,371.12	72,835.02	.86
11000- 2300- 51300- 0000- 001118- 1111- 00000	AddtlCompensn,Superinte	4,464.00	4,464.00		3,753.75	710.25
11000- 2300- 52111- 0000- 001118- 0000- 00000	EducRetirement	17,612.00	16,061.00	4,580.48	10,837.24	643.28
11000- 2300- 52112- 0000- 001118- 0000- 00000	ERARetireeHlth	2,490.00	2,490.00	647.44	1,531.82	310.74
11000- 2300- 52210- 0000- 001118- 0000- 00000	FICA Payments	7,717.00	7,717.00	1,992.83	4,716.09	1,008.08
11000- 2300- 52220- 0000- 001118- 0000- 00000	MedicarePaymnts	1,805.00	1,805.00	466.07	1,102.97	235.96
11000- 2300- 52311- 0000- 001118- 0000- 00000	Hth&MedPremiums	14,362.00	13,637.00	4,084.64	8,352.78	1,199.58
11000- 2300- 52312- 0000- 001118- 0000- 00000	Life	57.00	76.00	18.41	57.02	.57
11000- 2300- 52313- 0000- 001118- 0000- 00000	Dental	616.00	1,322.00	179.62	1,141.65	.73
11000- 2300- 52314- 0000- 001118- 0000- 00000	Vision	102.00	102.00	29.68	60.77	11.55
11000- 2300- 52500- 0000- 001118- 0000- 00000	UnemploymntComp	85.00	85.00		76.38	8.62
11000- 2300- 52710- 0000- 001118- 0000- 00000	WorkersCompPrem	1,529.00	1,529.00		1,529.00	
11000- 2300- 52720- 0000- 001118- 0000- 00000	WorksCompERFee	10.00	10.00	2.30	6.90	.80
11000- 2300- 53411- 0000- 001118- 0000- 00000	Auditing	15,000.00	15,000.00		12,696.89	2,303.11
11000- 2300- 53413- 0000- 001118- 0000- 00000	Legal	30,136.00	32,363.00	6,472.50	25,890.00	.50
11000- 2300- 53711- 0000- 001118- 0000- 00000	Other Charges		88.00		88.00	
11000- 2300- 55400- 0000- 001118- 0000- 00000	Advertising	4,000.00	4,000.00			4,000.00
11000- 2300- 55812- 0000- 001118- 0000- 00000	Board Training		2,175.00	600.00	175.00	1,400.00
Total for Func 2300 and Expense accounts		219,985.00	208,131.00	51,445.09	144,851.28	11,834.63
Funds 11000 - Operational, Func 2400 - SupSvcsSchAdmin						
11000- 2400- 51100- 0000- 001118- 1112- 00000	SalariesExpense,Principal	89,025.00		21,538.48	13,794.88	35,333.36-
11000- 2400- 51100- 0000- 001118- 1217- 00000	SalariesExpense,SecClerTe	83,100.00	83,100.00	27,917.37	52,732.81	2,449.82
11000- 2400- 51200- 0000- 001118- 1217- 00000	OvertimeExpense,SecClerTe	4,460.00	4,460.00		122.42	4,337.58
11000- 2400- 51300- 0000- 001118- 1112- 00000	AddtlCompensn,Principal	3,312.00	12,234.00		12,233.25	.75
11000- 2400- 51300- 0000- 001118- 1211- 00000	AddtlCompensn,CoordSubs		621.00		620.17	.83
11000- 2400- 51300- 0000- 001118- 1217- 00000	AddtlCompensn,SecClerTe	8,574.00	8,574.00	750.06	2,169.26	5,654.68
11000- 2400- 52111- 0000- 001118- 0000- 00000	EducRetirement	26,674.00	13,662.00	7,104.07	11,556.66	4,998.73-

Balances through 03/31/2021

Fiscal Year 2020/21

Funds - Func - Obj - ct - Pr gm - Locat n - Jb Cl - Opt nl	Description	Adopted Budget	Revised Budget	Encumbered	Expenditure	Account Balance
Funds 11000 - Operational, Func 2400 - SupSvcsSchAdmin (continued)						
11000-2400-52112-0000-001118-0000-00000	ERARetireeHlth	3,775.00	1,932.00	1,004.19	1,633.59	705.78-
11000-2400-52210-0000-001118-0000-00000	FICA Payments	11,692.00	5,986.00	3,112.68	5,063.64	2,190.32-
11000-2400-52220-0000-001118-0000-00000	MedicarePaymnts	2,737.00	1,400.00	728.03	1,184.24	512.27-
11000-2400-52311-0000-001118-0000-00000	Hth&MedPremiums	4,954.00	4,618.00	2,910.39	4,245.86	2,538.25-
11000-2400-52312-0000-001118-0000-00000	Life	228.00	228.00	81.53	145.67	.80
11000-2400-52313-0000-001118-0000-00000	Dental	224.00	224.00	104.43	168.11	48.54-
11000-2400-52314-0000-001118-0000-00000	Vision	49.00	49.00	29.48	43.12	23.60-
11000-2400-52315-0000-001118-0000-00000	Disability	89.00	103.00	29.96	73.00	.04
11000-2400-52500-0000-001118-0000-00000	UnemploymentComp	340.00	340.00	137.14	180.94	21.92
11000-2400-52710-0000-001118-0000-00000	WorkersCompPrem	2,196.00	2,198.00		2,198.00	
11000-2400-52720-0000-001118-0000-00000	WorksCompERFee	40.00	40.00	9.20	23.00	7.80
11000-2400-53330-0000-001118-0000-00000	ProfessDevelop		500.00	150.00	400.00	50.00-
11000-2400-53711-0000-001118-0000-00000	Other Charges	6,800.00	4,800.00		64.73	4,735.27
11000-2400-54630-0000-001118-0000-00000	RentalCompEqpmt	10,864.00	10,864.00	4,846.24	5,432.17	585.59
11000-2400-55813-0000-001118-0000-00000	EmpTravNonTeach	1,000.00	1,000.00			1,000.00
11000-2400-55915-0000-001118-0000-00000	OthContractSvcs	17,394.00	17,394.00	972.35	6,867.49	9,554.16
11000-2400-56118-0000-001118-0000-00000	GenSuppliesMats	6,800.00	12,845.00	4,419.37	8,984.55	558.92-
Total for Func 2400 and Expense accounts		284,327.00	187,172.00	75,844.97	129,937.56	18,610.53-
Funds 11000 - Operational, Func 2500 - Central Svcs						
11000-2500-51100-0000-001118-1511-00000	SalariesExpense,Data Proc	26,000.00	10,636.00			10,636.00
11000-2500-52111-0000-001118-0000-00000	EducRetirement	3,679.00	3,679.00			3,679.00
11000-2500-52112-0000-001118-0000-00000	ERARetireeHlth	520.00	520.00			520.00
11000-2500-52210-0000-001118-0000-00000	FICA Payments	1,612.00	1,612.00			1,612.00
11000-2500-52220-0000-001118-0000-00000	MedicarePaymnts	377.00	377.00			377.00
11000-2500-52312-0000-001118-0000-00000	Life	57.00	57.00			57.00
11000-2500-52500-0000-001118-0000-00000	UnemploymentComp	85.00	85.00			85.00
11000-2500-52710-0000-001118-0000-00000	WorkersCompPrem	332.00	332.00		332.00	
11000-2500-52720-0000-001118-0000-00000	WorksCompERFee	10.00	10.00			10.00
11000-2500-53414-0000-001118-0000-00000	OthProfTechSvcs	223,600.00	234,120.00	70,374.73	164,638.75	893.48-
11000-2500-53711-0000-001118-0000-00000	Other Charges	10,030.00	10,030.00		6,900.14	3,129.86
11000-2500-55400-0000-001118-0000-00000	Advertising		633.00		633.00	
11000-2500-55915-0000-001118-0000-00000	OthContractSvcs	4,500.00	4,500.00	414.01	2,774.19	1,311.80
11000-2500-56113-0000-001118-0000-00000	Software	22,850.00	22,850.00	168.20	17,737.92	4,943.88
11000-2500-56118-0000-001118-0000-00000	GenSuppliesMats	1,826.00	1,826.00		207.18	1,618.82
Total for Func 2500 and Expense accounts		295,478.00	291,267.00	70,956.94	193,223.18	27,086.88
Funds 11000 - Operational, Func 2600 - Op&MaintofPlant						
Selection Grouped by Account Type, Filtered by User Permissions, (Org = 130, Online/Offline = N, Period = 9, UnPosted JEs? = N, Assets and Liabilities? = N, Restricted Accts? = Y, Funds = 1..8, Object = 5, Obj Digits = 0, Page Break Lvl =)						

Balances through 03/31/2021

Fiscal Year 2020/21

Funds - Func - Obj - ct - Pr gm- Locat n- JbCl - Opt nl	Description	Adopted Budget	Revised Budget	Encumbered	Expenditure	Account Balance
Funds 11000 - Operational, Func 2600 - Op&MaintofPlant						
11000-2600-51100-0000-001118-1615-00000	SalariesExpense,Custodial	45,500.00	45,500.00	15,139.44	28,663.64	1,696.92
11000-2600-51200-0000-001118-1615-00000	OvertimeExpense,Custodial		5,000.00		575.44	4,424.56
11000-2600-51300-0000-001118-1217-00000	AddtlCompenstn,SecClerTe		21,700.00	6,300.00	15,080.00	320.00
11000-2600-51300-0000-001118-1615-00000	AddtlCompenstn,Custodial	4,635.00	9,015.00		7,730.60	1,284.40
11000-2600-52111-0000-001118-0000-00000	EducRetirement	7,098.00	9,182.00	2,142.18	5,231.13	1,808.69
11000-2600-52112-0000-001118-0000-00000	ERARetireeHlth	1,004.00	1,516.00	302.85	739.50	473.65
11000-2600-52210-0000-001118-0000-00000	FICA Payments	3,111.00	5,647.00	1,329.21	3,227.05	1,090.74
11000-2600-52220-0000-001118-0000-00000	MedicarePaymnts	729.00	1,736.00	310.86	754.69	670.45
11000-2600-52311-0000-001118-0000-00000	Hth&MedPremiums	4,954.00	4,954.00	1,610.00	3,006.38	337.62
11000-2600-52312-0000-001118-0000-00000	Life	114.00	121.00	42.08	78.34	.58
11000-2600-52313-0000-001118-0000-00000	Dental	224.00	224.00	74.40	139.50	10.10
11000-2600-52314-0000-001118-0000-00000	Vision	49.00	49.00	16.32	30.59	2.09
11000-2600-52500-0000-001118-0000-00000	UnemploymntComp	170.00	203.00	68.45	135.72	1.17-
11000-2600-52710-0000-001118-0000-00000	WorkersCompPrem	580.00	580.00		580.00	
11000-2600-52720-0000-001118-0000-00000	WorksCompERFee	20.00	20.00	4.60	13.80	1.60
11000-2600-53711-0000-001118-0000-00000	Other Charges		1,515.00	325.00	1,284.38	94.38-
11000-2600-54311-0000-001118-0000-00000	MntRepFrmFixEq	1,826.00	1,826.00			1,826.00
11000-2600-54312-0000-001118-0000-00000	MntRepBlgsGrnds	8,960.00	8,960.00	1,624.69	593.31	6,742.00
11000-2600-54411-0000-001118-0000-00000	Electricity	46,872.00	46,872.00	29,233.67	17,638.33	
11000-2600-54412-0000-001118-0000-00000	NatGasBuildings	1,260.00	1,741.00	443.92	827.91	469.17
11000-2600-54415-0000-001118-0000-00000	Water/Sewage	8,700.00	9,600.00	4,400.36	5,199.64	
11000-2600-54416-0000-001118-0000-00000	CommunicatnSvcs	6,500.00	12,700.00	5,845.71	6,854.29	
11000-2600-54610-0000-001118-0000-00000	RentLandBldngs	202,331.00	202,331.00	106,515.99	91,857.72	3,957.29
11000-2600-55200-0000-001118-0000-00000	PropertyLiabns	50,608.00	50,608.00		50,608.00	
11000-2600-55915-0000-001118-0000-00000	OthContractSvcs	41,460.00	49,043.00	39,073.23	34,044.71	24,074.94-
11000-2600-56118-0000-001118-0000-00000	GenSuppliesMats	7,000.00	12,517.00	11,170.26	8,523.74	7,177.00-
11000-2600-56216-0000-001118-0000-00000	MaintSuppsParts		352.00	500.00	104.08	252.08-
11000-2600-57332-0000-001118-0000-00000	SupplAssets<\$5k	9,060.00	19,060.00	402.78	6,401.00	12,256.22
Total for Func 2600 and Expense accounts		452,765.00	522,572.00	226,876.00	289,923.49	5,772.51
Funds 11000 - Operational, Func 2700 - StudentTranspnt						
11000-2700-55200-0000-001118-0000-00000	PropertyLiabns	1,643.00	1,643.00		1,643.00	
Total for Func 2700 and Expense accounts		1,643.00	1,643.00	.00	1,643.00	.00
Funds 11000 - Operational, Func 2900 - Oth Suppt Svcs						
11000-2900-58211-0000-001118-0000-00000	TaxLiab/Penalty		106.00		105.96	.04
Total for Func 2900 and Expense accounts		.00	106.00	.00	105.96	.04
Selection		Grouped by Account Type, Filtered by User Permissions, (Org = 130, Online/Offline = N, Period = 9, UnPosted JEs? = N, Assets and Liabilities? = N, Restricted Accts? = Y, Funds = 1..8, Object = 5, Obj Digits = 0, Page Break Lvl =)				

Balances through 03/31/2021

Fiscal Year 2020/21

Funds - Func - Obj - ct - Pr gm- Locat n- JbCl - Opt nl	Description	Adopted Budget	Revised Budget	Encumbered	Expenditure	Account Balance
Funds 11000 - Operational, Func 3100 - Food Svcs Opertrns						
11000-3100-56116-0000-001118-0000-00000	Food	2,000.00	2,000.00			2,000.00
Total for Func 3100 and Expense accounts		2,000.00	2,000.00	.00	.00	2,000.00
Total for Funds 11000		4,901,876.00	4,895,635.00	1,475,904.09	2,465,232.67	954,498.24
Funds 21000 - Food Svcs, Func 3100 - Food Svcs Opertrns						
21000-3100-51100-0000-001118-1217-00000	SalariesExpense,SecClerTe	16,765.00	16,807.00	8,403.20	8,403.20	.60
21000-3100-51300-0000-001118-1217-00000	AddtlCompensstn,SecClerTe	2,625.00	2,625.00		1,470.56	1,154.44
21000-3100-52111-0000-001118-0000-00000	EducRetirement	2,745.00	2,745.00	1,189.11	1,411.92	143.97
21000-3100-52112-0000-001118-0000-00000	ERARetireeHlth	389.00	389.00	168.09	199.58	21.33
21000-3100-52210-0000-001118-0000-00000	FICA Payments	1,203.00	1,203.00	521.04	618.66	63.30
21000-3100-52220-0000-001118-0000-00000	MedicarePayments	283.00	283.00	121.81	144.65	16.54
21000-3100-52312-0000-001118-0000-00000	Life	57.00	71.00	31.56	39.17	.27
21000-3100-52500-0000-001118-0000-00000	UnemploymentComp	85.00	85.00	27.69	32.88	24.43
21000-3100-52710-0000-001118-0000-00000	WorkersCompPrem	214.00	216.00		216.00	.80
21000-3100-52720-0000-001118-0000-00000	WorksCompERFee	10.00	10.00	4.60	4.60	
21000-3100-53330-0000-001118-0000-00000	ProfessDevelop		104.00		104.00	
21000-3100-54411-0000-001118-0000-00000	Electricity	6,696.00	6,696.00	4,410.18	2,285.82	
21000-3100-54412-0000-001118-0000-00000	NatGasBuildings	1,260.00	1,958.00	443.94	833.23	680.83
21000-3100-54415-0000-001118-0000-00000	Water/Sewage	2,200.00	2,400.00	1,100.09	1,299.91	
21000-3100-55915-0000-001118-0000-00000	OthContractSvcs	200,500.00	200,500.00	70,182.97	130,317.03	
21000-3100-56113-0000-001118-0000-00000	Software		412.53			412.53-
21000-3100-56116-0000-001118-0000-00000	Food	5,000.00	5,000.00			5,000.00
21000-3100-56118-0000-001118-0000-00000	GenSuppliesMats	3,750.00	2,690.00			2,690.00
21000-3100-57331-0000-001118-0000-00000	FixedAssets-\$5k	90,197.00	90,197.00			90,197.00
21000-3100-57332-0000-001118-0000-00000	SupplAssets-\$5k	6,000.00	6,000.00			6,000.00
Total for Funds 21000, Func 3100 and Expense accounts		339,979.00	339,979.00	87,016.81	147,381.21	105,580.98
Funds 23000 - Non-InstrectSupp, Func 1000 - Instruction						
23000-1000-56118-1010-001118-0000-00000	GenSuppliesMats	19,713.00	19,713.00			19,713.00
Total for Funds 23000, Func 1000 and Expense accounts		19,713.00	19,713.00	.00	.00	19,713.00
Funds 23010 - Admin Discr, Func 1000 - Instruction						
23010-1000-56118-1010-001118-0000-00000	GenSuppliesMats			323.20	1,145.01	1,468.21-
Total for Funds 23010, Func 1000 and Expense accounts		.00	.00	323.20	1,145.01	1,468.21-
Funds 24101 - Title I - IASA, Func 1000 - Instruction						
24101-1000-51100-1010-001118-1411-00000	SalariesExpense,Teachers	65,754.00	51,021.00	25,510.68	25,510.68	.36-
24101-1000-51100-1010-001118-1711-00000	SalariesExpense,InstAsst1		17,130.00	8,564.92	8,564.92	.16

Balances through 03/31/2021

Fiscal Year 2020/21

Funds - Func - Obj - ct - Pr gm- Locat n- JbCl - Opt nI	Description	Adopted Budget	Revised Budget	Encumbered	Expenditure	Account Balance
Funds 24101 - Title I - IASA, Func 1000 - Instruction (continued)						
24101-1000-51300-1010-001118-1411-00000	AddtlCompensn,Teachers		11,950.00		7,803.24	4,146.76
24101-1000-52111-0000-001118-0000-00000	EducRetirement	9,305.00	11,395.00			11,395.00
24101-1000-52111-1010-001118-0000-00000	EducRetirement			4,821.70	5,925.87	10,747.57-
24101-1000-52112-0000-001118-0000-00000	ERARetireeHlth	1,316.00	1,690.00			1,690.00
24101-1000-52112-1010-001118-0000-00000	ERARetireeHlth			681.59	828.29	1,509.88-
24101-1000-52210-0000-001118-0000-00000	FICA Payments	4,077.00	5,050.00			5,050.00
24101-1000-52210-1010-001118-0000-00000	FICA Payments			2,112.76	2,596.56	4,709.32-
24101-1000-52220-0000-001118-0000-00000	MedicarePaymnts	954.00	1,185.00			1,185.00
24101-1000-52220-1010-001118-0000-00000	MedicarePaymnts			494.00	607.15	1,101.15-
24101-1000-52311-0000-001118-0000-00000	Hth&MedPremiums	7,681.00				
24101-1000-52312-0000-001118-0000-00000	Life	46.00	155.00		23.25	131.75
24101-1000-52312-1010-001118-0000-00000	Life			63.12	63.12	126.24-
24101-1000-52313-0000-001118-0000-00000	Dental	314.00				
24101-1000-52314-0000-001118-0000-00000	Vision	61.00				
24101-1000-52315-0000-001118-0000-00000	Disability	177.00	200.00			
24101-1000-52315-1010-001118-0000-00000	Disability			88.80	86.78	175.58-
24101-1000-52500-0000-001118-0000-00000	UnemploymentComp	68.00	200.00			200.00
24101-1000-52500-1010-001118-0000-00000	UnemploymentComp			69.36	67.09	136.45-
24101-1000-52710-0000-001118-0000-00000	WorkersCompPrem	838.00	838.00			2.00-
24101-1000-52720-0000-001118-0000-00000	WorksCompERFee	8.00	11.00			11.00
24101-1000-52720-1010-001118-0000-00000	WorksCompERFee			9.20	9.20	18.40-
24101-1000-53330-1010-001118-0000-00000	ProfessDevelop	2,000.00	372.00			372.00
24101-1000-55817-1010-001118-0000-00000	Student Travel	1,009.00				
24101-1000-56113-1010-001118-0000-00000	Software	6,240.00	6,240.00			6,240.00
24101-1000-57332-1010-001118-0000-00000	SupplAssets~\$5k	7,892.00	183.00			183.00
Total for Func 1000 and Expense accounts		107,740.00	107,620.00	42,416.13	52,952.82	12,251.05
Funds 24101 - Title I - IASA, Func 2100 - SuppSvcsStundts						
24101-2100-51100-0000-001118-1218-00000	SalariesExpense,SchlStude	33,281.00	32,321.00	16,160.04	16,160.04	.92
24101-2100-51300-0000-001118-1218-00000	AddtlCompensn,SchlStude		5,050.00		4,943.04	106.96
24101-2100-52111-0000-001118-0000-00000	EducRetirement	4,710.00	5,300.00	2,286.70	2,986.13	27.17
24101-2100-52112-0000-001118-0000-00000	ERARetireeHlth	666.00	750.00	323.18	420.15	6.67
24101-2100-52210-0000-001118-0000-00000	FICA Payments	2,064.00	2,350.00	1,001.91	1,308.37	39.72
24101-2100-52220-0000-001118-0000-00000	MedicarePaymnts	483.00	550.00	234.26	305.93	9.81
24101-2100-52312-0000-001118-0000-00000	Life	57.00	60.00	31.56	39.17	10.73-
24101-2100-52500-0000-001118-0000-00000	UnemploymentComp	85.00	85.00	53.30	36.60	4.90-
24101-2100-52710-0000-001118-0000-00000	WorkersCompPrem	424.00	424.00		426.00	2.00-
Selection Grouped by Account Type, Filtered by User Permissions, (Org = 130, Online/Offline = N, Period = 9, UnPosted JEs? = N, Assets and Liabilities? = N, Restricted Accts? = Y, Funds = 1..8, Object = 5, Obj Digits = 0, Page Break Lvl =)				SCHOOLABILITY		Page 10 of 16

Balances through 03/31/2021

Fiscal Year 2020/21

Funds - Func - Obj - ct - Pr gm- Locat n- JbCl - Opt nI	Description	Adopted Budget	Revised Budget	Encumbered	Expenditure	Account Balance
Funds 24101 - Title I - IASA, Func 2100 - SuppSvcsStundts (continued)						
24101- 2100- 52720- 0000- 001118- 0000- 00000	WorksCompERFee	10.00	10.00	4.60	4.60	.80
24101- 2100- 53711- 0000- 001118- 0000- 00000	Other Charges	2,308.00	2,308.00	500.00		1,808.00
Total for Func 2100 and Expense accounts		44,088.00	49,208.00	20,595.55	26,630.03	1,982.42
Total for Funds 24101		151,828.00	156,828.00	63,011.68	79,582.85	14,233.47
Funds 24106 - IDEABEntitlemnt, Func 1000 - Instruccion						
24106- 1000- 51100- 2000- 001118- 1712- 00000	SalariesExpense,InstAsstS	42,790.00	42,790.00	12,151.88	17,672.17	12,965.95
24106- 1000- 51200- 2000- 001118- 1712- 00000	OvertimeExpense,InstAsstS		300.00		97.46	202.54
24106- 1000- 51300- 2000- 001118- 1712- 00000	AddtnlCompenstn,InstAsstS		3,884.00		4,286.42	402.42-
24106- 1000- 52111- 0000- 001118- 0000- 00000	EducRetirement	6,056.00	6,056.00			6,056.00
24106- 1000- 52111- 2000- 001118- 0000- 00000	EducRetirement			1,719.51	3,120.97	4,840.48-
24106- 1000- 52112- 0000- 001118- 0000- 00000	ERARetireeHlth	857.00	1,057.00			1,057.00
24106- 1000- 52112- 2000- 001118- 0000- 00000	ERARetireeHlth			243.10	441.19	684.29-
24106- 1000- 52210- 0000- 001118- 0000- 00000	FICA Payments	2,655.00	2,655.00			2,655.00
24106- 1000- 52210- 2000- 001118- 0000- 00000	FICA Payments			753.48	1,367.52	2,121.00-
24106- 1000- 52220- 0000- 001118- 0000- 00000	MedicarePaymnts	622.00	622.00			622.00
24106- 1000- 52220- 2000- 001118- 0000- 00000	MedicarePaymnts			176.15	319.76	495.91-
24106- 1000- 52311- 0000- 001118- 0000- 00000	Hth&MedPremiums	7,068.00	8,184.00			7,710.46
24106- 1000- 52311- 2000- 001118- 0000- 00000	Hth&MedPremiums			3,445.80	3,713.81	7,159.61-
24106- 1000- 52312- 0000- 001118- 0000- 00000	Life	171.00	171.00			145.82
24106- 1000- 52312- 2000- 001118- 0000- 00000	Life			63.12	75.85	138.97-
24106- 1000- 52313- 0000- 001118- 0000- 00000	Dental	258.00	258.00			180.91
24106- 1000- 52313- 2000- 001118- 0000- 00000	Dental			120.12	120.12	240.24-
24106- 1000- 52314- 0000- 001118- 0000- 00000	Vision	57.00	57.00			42.41
24106- 1000- 52314- 2000- 001118- 0000- 00000	Vision			26.28	26.28	52.56-
24106- 1000- 52500- 0000- 001118- 0000- 00000	UnemploymentComp	255.00	255.00			255.00
24106- 1000- 52500- 2000- 001118- 0000- 00000	UnemploymentComp			40.04	72.72	112.76-
24106- 1000- 52710- 0000- 001118- 0000- 00000	WorkersCompPrem	546.00	546.00			8.00-
24106- 1000- 52720- 0000- 001118- 0000- 00000	WorksCompERFee	30.00	30.00			30.00
24106- 1000- 52720- 2000- 001118- 0000- 00000	WorksCompERFee			9.20	11.50	20.70-
Total for Func 1000 and Expense accounts		61,365.00	66,865.00	18,748.68	32,470.17	15,646.15
Funds 24106 - IDEABEntitlemnt, Func 2100 - SuppSvcsStundts						
24106- 2100- 53212- 2000- 001118- 0000- 00000	SpeechThrpsCont	33,226.00	27,726.00	3,652.00	24,074.00	
Total for Func 2100 and Expense accounts		33,226.00	27,726.00	3,652.00	24,074.00	.00
Total for Funds 24106		94,591.00	94,591.00	22,400.68	56,544.17	15,646.15
Funds 24118 - FreshFruit&Vegs, Func 3100 - FoodSvcsOpertns						
Selection Grouped by Account Type, Filtered by User Permissions, (Org = 130, Online/Offline = N, Period = 9, UnPosted JEs? = N, Assets and Liabilities? = N, Restricted Accts? = Y, Funds = 1..8, Object = 5, Obj Digits = 0, Page Break Lvl =)						

Balances through 03/31/2021

Fiscal Year 2020/21

Funds - Func - Obj - ct - Pr gm- Locat n- JbCl - Opt nI	Description	Adopted Budget	Revised Budget	Encumbered	Expenditure	Account Balance
Funds 24118 - FreshFruit&Vegs, Func 3100 - FoodSvcsOpertns						
24118- 3100- 56116- 0000- 001118- 0000- 00000	Food		25,456.00	20,389.03	5,066.97	
Total for Funds 24118, Func 3100 and Expense accounts		.00	25,456.00	20,389.03	5,066.97	.00
Funds 24146 - Charter Schools, Func 1000 - Instruction						
24146- 1000- 53330- 1010- 001118- 0000- 00000	ProfessDevelop		5,800.00			5,800.00
24146- 1000- 56113- 1010- 001118- 0000- 00000	Software		1,599.00			1,599.00
24146- 1000- 57332- 1010- 001118- 0000- 00000	Suppl/Assets-\$5k		42,060.00			42,060.00
Total for Func 1000 and Expense accounts		.00	49,459.00	.00	.00	49,459.00
Funds 24146 - Charter Schools, Func 2100 - SuppSvcsStudnts						
24146- 2100- 51100- 2000- 001118- 1214- 00000	SalariesExpense,Couns-Soc		60,000.00			60,000.00
24146- 2100- 52111- 0000- 001118- 0000- 00000	EducRetirement		8,500.00			8,500.00
24146- 2100- 52112- 0000- 001118- 0000- 00000	ERARetireeHlth		1,200.00			1,200.00
24146- 2100- 52210- 0000- 001118- 0000- 00000	FICA Payments		3,639.00			3,639.00
24146- 2100- 52220- 0000- 001118- 0000- 00000	MedicarePaymnts		750.00			750.00
24146- 2100- 52311- 0000- 001118- 0000- 00000	Hth&MedPremiums		5,000.00			5,000.00
24146- 2100- 52312- 0000- 001118- 0000- 00000	Life		65.00			65.00
24146- 2100- 52313- 0000- 001118- 0000- 00000	Dental		206.00			206.00
24146- 2100- 52314- 0000- 001118- 0000- 00000	Vision		50.00			50.00
24146- 2100- 52315- 0000- 001118- 0000- 00000	Disability		180.00			180.00
24146- 2100- 52500- 0000- 001118- 0000- 00000	UnemploymentComp		200.00			200.00
24146- 2100- 52720- 0000- 001118- 0000- 00000	WorksCompERFee		10.00			10.00
24146- 2100- 55813- 2000- 001118- 0000- 00000	EmpTravNonTeach		2,000.00			2,000.00
Total for Func 2100 and Expense accounts		.00	81,800.00	.00	.00	81,800.00
Funds 24146 - Charter Schools, Func 2600 - Op&MaintofPlant						
24146- 2600- 54416- 0000- 001118- 0000- 00000	CommunicatnSvcs		7,200.00			7,200.00
24146- 2600- 55915- 0000- 001118- 0000- 00000	OthContractSvcs		23,440.00	8,128.00		15,312.00
Total for Func 2600 and Expense accounts		.00	30,640.00	8,128.00	.00	22,512.00
Total for Funds 24146		.00	161,899.00	8,128.00	.00	153,771.00
Funds 24153 - EngLangAcquistn, Func 1000 - Instruction						
24153- 1000- 51300- 1010- 001118- 1411- 00000	AddtnlCompensin,Teachers		4,900.00			4,900.00
24153- 1000- 52111- 0000- 001118- 0000- 00000	EducRetirement		720.00			720.00
24153- 1000- 52112- 0000- 001118- 0000- 00000	ERARetireeHlth		110.00			110.00
24153- 1000- 52210- 0000- 001118- 0000- 00000	FICA Payments		310.00			310.00
24153- 1000- 52220- 0000- 001118- 0000- 00000	MedicarePaymnts		80.00			80.00
24153- 1000- 53330- 1010- 001118- 0000- 00000	ProfessDevelop		1,950.00			
24153- 1000- 56113- 1010- 001118- 0000- 00000	Software		4,170.00			
Selection Grouped by Account Type, Filtered by User Permissions, (Org = 130, Online/Offline = N, Period = 9, UnPosted JEs? = N, Assets and Liabilities? = N, Restricted Accts? = Y, Funds = 1..8, Object = 5, Obj Digits = 0, Page Break Lvl =)						

Balances through 03/31/2021

Fiscal Year 2020/21

Funds - Func - Obj ct - Pr gm- Locat n- JbCl - Opt nl	Description	Adopted Budget	Revised Budget	Encumbered	Expenditure	Account Balance
Total for Funds 24153, Func 1000 and Expense accounts						
		6,120.00	6,120.00	.00	.00	6,120.00
Funds 24154 - TchPrinTrainRec, Func 1000 - Instruction						
24154- 1000- 53330- 1010- 001118- 0000- 00000	ProfessDevelop	17,274.00	17,274.00	9,420.12	6,853.88	1,000.00
Total for Func 1000 and Expense accounts						
		17,274.00	17,274.00	9,420.12	6,853.88	1,000.00
Funds 24154 - TchPrinTrainRec, Func 2100 - SuppSvcsStudents						
24154- 2100- 53330- 0000- 001118- 0000- 00000	ProfessDevelop		200.00	200.00		
Total for Func 2100 and Expense accounts						
		.00	200.00	200.00	.00	.00
Funds 24154 - TchPrinTrainRec, Func 2400 - SupSvcsSchAdmin						
24154- 2400- 53330- 0000- 001118- 0000- 00000	ProfessDevelop	2,000.00	1,800.00		1,210.00	590.00
Total for Func 2400 and Expense accounts						
		2,000.00	1,800.00	.00	1,210.00	590.00
Total for Funds 24154						
		19,274.00	19,274.00	9,620.12	8,063.88	1,590.00
Funds 24301 - CARES Act, Func 1000 - Instruction						
24301- 1000- 57332- 1010- 001118- 0000- 00000	SupplAssets<\$5k	98,241.00	110,822.00	3,284.78	101,513.02	6,024.20
Total for Func 1000 and Expense accounts						
		98,241.00	110,822.00	3,284.78	101,513.02	6,024.20
Funds 24301 - CARES Act, Func 2100 - SuppSvcsStudents						
24301- 2100- 56118- 2000- 001118- 0000- 00000	GenSuppliesMats	5,000.00	5,000.00	4,986.44	13.56	.00
Total for Func 2100 and Expense accounts						
		5,000.00	5,000.00	4,986.44	13.56	.00
Funds 24301 - CARES Act, Func 2600 - Op&MaintofPlant						
24301- 2600- 56118- 0000- 001118- 0000- 00000	GenSuppliesMats	1,500.00	37,626.00	10,768.05	29,349.01	2,491.06-
Total for Func 2600 and Expense accounts						
		1,500.00	37,626.00	10,768.05	29,349.01	2,491.06-
Total for Funds 24301						
		104,741.00	153,448.00	19,039.27	130,875.59	3,533.14
Funds 24305 - GEERF, Func 2600 - Op&MaintofPlant						
24305- 2600- 54416- 0000- 001118- 0000- 00000	CommunicatnSvcs		14,400.00			14,400.00
Total for Funds 24305, Func 2600 and Expense accounts						
		.00	14,400.00	.00	.00	14,400.00
Funds 24306 - HEPA Filters, Func 2600 - Op&MaintofPlant						
24306- 2600- 56118- 0000- 001118- 0000- 00000	GenSuppliesMats		9,676.00	2,200.00	9,676.00	2,200.00-
Total for Funds 24306, Func 2600 and Expense accounts						
		.00	9,676.00	2,200.00	9,676.00	2,200.00-
Funds 25153 - TitleXIX-3/21Yr, Func 2100 - SuppSvcsStudents						
25153- 2100- 55915- 2000- 001118- 0000- 00000	OthContractSvcs	17,105.00	17,105.00		3,420.80	13,684.20
Total for Funds 25153, Func 2100 and Expense accounts						
		17,105.00	17,105.00	.00	3,420.80	13,684.20
Funds 25171 - Child&AdultFood, Func 3100 - FoodSvcsOpertns						
25171- 3100- 55915- 0000- 001118- 0000- 00000	OthContractSvcs	167,073.00	167,073.00	167,073.00		13,684.20
Total for Funds 25171, Func 3100 and Expense accounts						
		167,073.00	167,073.00	167,073.00	.00	.00
Funds 25205 - GearUpNlMinit, Func 1000 - Instruction						

Balances through 03/31/2021

Fiscal Year 2020/21

Funds - Func - Obj ct - Pr gm- Locat n- JbCl - Opt nl	Description	Adopted Budget	Revised Budget	Encumbered	Expenditure	Account Balance
Funds 25205 - GearUpNIMnit; Func 1000 - Instruction						
25205- 1000- 51100- 1010- 001118- 1411- 00000	SalariesExpense, Teachers		50,000.00			50,000.00
25205- 1000- 51300- 1010- 001118- 1411- 00000	AddtlCompenstn, Teachers		8,376.00			8,376.00
25205- 1000- 52111- 0000- 001118- 0000- 00000	EducRetirement		9,694.00			9,694.00
25205- 1000- 52112- 0000- 001118- 0000- 00000	ERARetireeHlth		1,700.00			1,700.00
25205- 1000- 52210- 0000- 001118- 0000- 00000	FICA Payments		4,000.00			4,000.00
25205- 1000- 52220- 0000- 001118- 0000- 00000	MedicarePaymnts		1,000.00			1,000.00
25205- 1000- 52500- 0000- 001118- 0000- 00000	UnemploymntComp		700.00			700.00
25205- 1000- 53330- 1010- 001118- 0000- 00000	ProfessDevelop		3,000.00			3,000.00
25205- 1000- 55817- 1010- 001118- 0000- 00000	Student Travel		1,000.00			1,000.00
25205- 1000- 56118- 1010- 001118- 0000- 00000	GenSuppliesMats		2,900.00			2,900.00
	Total for Funds 25205, Func 1000 and Expense accounts	.00	82,370.00	.00	.00	82,370.00
Funds 26177 - ElemMidSchInit; Func 1000 - Instruction						
26177- 1000- 51300- 9000- 001118- 1618- 00000	AddtlCompenstn, Athletics	6,116.00				6,116.00
26177- 1000- 52111- 0000- 001118- 0000- 00000	EducRetirement	869.00				869.00
26177- 1000- 52112- 0000- 001118- 0000- 00000	ERARetireeHlth	125.00				125.00
26177- 1000- 52210- 0000- 001118- 0000- 00000	FICA Payments	382.00				382.00
26177- 1000- 52220- 0000- 001118- 0000- 00000	MedicarePaymnts	91.00				91.00
26177- 1000- 56118- 1010- 001118- 0000- 00000	GenSuppliesMats	417.00				417.00
	Total for Funds 26177, Func 1000 and Expense accounts	8,000.00	8,000.00	.00	.00	8,000.00
Funds 27149 - PreK Initiative; Func 1000 - Instruction						
27149- 1000- 51100- 0000- 001118- 1611- 00000	SalariesExpense, SubsSickl				561.00	561.00
27149- 1000- 51100- 1010- 001118- 1414- 00000	SalariesExpense, TeachersP	116,720.00	116,720.00	34,214.96	51,889.14	30,615.90
27149- 1000- 51100- 1010- 001118- 1714- 00000	SalariesExpense, InstAsstP	40,000.00	40,000.00	13,415.61	28,635.65	2,051.26-
27149- 1000- 51200- 1010- 001118- 1714- 00000	OvertimeExpense, InstAsstP				300.02	300.02-
27149- 1000- 51300- 1010- 001118- 1414- 00000	AddtlCompenstn, TeachersP	8,842.00	8,842.00		9,431.77	589.77-
27149- 1000- 51300- 1010- 001118- 1714- 00000	AddtlCompenstn, InstAsstP	3,852.00	3,852.00		840.10	3,011.90
27149- 1000- 52111- 0000- 001118- 0000- 00000	EducRetirement	27,318.00	27,318.00		8.65	27,309.35
27149- 1000- 52111- 1010- 001118- 0000- 00000	EducRetirement			6,739.70	12,890.14	19,629.84-
27149- 1000- 52112- 0000- 001118- 0000- 00000	ERARetireeHlth	4,301.00	4,301.00		1.22	4,299.78
27149- 1000- 52112- 1010- 001118- 0000- 00000	ERARetireeHlth			952.60	1,771.22	2,723.82-
27149- 1000- 52210- 0000- 001118- 0000- 00000	FICA Payments	13,319.00	13,319.00		34.77	13,284.23
27149- 1000- 52210- 1010- 001118- 0000- 00000	FICA Payments			2,953.00	5,647.91	8,600.91-
27149- 1000- 52220- 0000- 001118- 0000- 00000	MedicarePaymnts	3,123.00	3,123.00		8.13	3,114.87
27149- 1000- 52220- 1010- 001118- 0000- 00000	MedicarePaymnts			690.70	1,320.96	2,011.66-
27149- 1000- 52312- 0000- 001118- 0000- 00000	Life	342.00	342.00		5.82	336.18

Balances through 03/31/2021

Funds - Func - Obj - ct - Pr gm- Locat n- JbCl - Opt nI	Description	Adopted Budget	Revised Budget	Encumbered	Expenditure	Account Balance
Funds 27149 - PreK Initiative, Func 1000 - Instruction (continued)						
27149- 1000- 52312- 1010- 001118- 0000- 00000	Life			94.68	186.31	280.99-
27149- 1000- 52313- 0000- 001118- 0000- 00000	Dental	393.00	393.00		57.14	335.86
27149- 1000- 52313- 1010- 001118- 0000- 00000	Dental				217.31	217.31-
27149- 1000- 52314- 0000- 001118- 0000- 00000	Vision				5.76	5.76-
27149- 1000- 52314- 1010- 001118- 0000- 00000	Vision				35.57	35.57-
27149- 1000- 52500- 0000- 001118- 0000- 00000	UnemploymentComp	510.00	510.00		1.85	508.15
27149- 1000- 52500- 1010- 001118- 0000- 00000	UnemploymentComp			128.55	197.68	326.23-
27149- 1000- 52710- 0000- 001118- 0000- 00000	WorkersCompPrem	2,437.00	2,437.00		2,437.00	
27149- 1000- 52720- 0000- 001118- 0000- 00000	WorksCompERFee	60.00	60.00			60.00
27149- 1000- 52720- 1010- 001118- 0000- 00000	WorksCompERFee			9.20	29.90	39.10-
27149- 1000- 53330- 1010- 001118- 0000- 00000	ProfessDevelop	3,600.00	3,600.00	2,000.00		1,600.00
27149- 1000- 55817- 1010- 001118- 0000- 00000	Student Travel	1,000.00	1,000.00			1,000.00
27149- 1000- 55915- 1010- 001118- 0000- 00000	OthContractSvcs	3,300.00	3,300.00	6,200.00	1,294.50	4,194.50-
27149- 1000- 56113- 1010- 001118- 0000- 00000	Software				1,080.00	1,080.00-
27149- 1000- 56118- 1010- 001118- 0000- 00000	GenSuppliesMats	36,883.00	34,383.00	1,339.00	10,791.01	22,252.99
27149- 1000- 57332- 1010- 001118- 0000- 00000	SupplAssets<\$5k				11,554.92	11,554.92-
Total for Func 1000 and Expense accounts		266,000.00	263,500.00	68,738.00	141,235.45	53,526.55
Funds 27149 - PreK Initiative, Func 2600 - Op&MaintofPlant						
27149- 2600- 57331- 0000- 001118- 0000- 00000	FixedAssets>\$5k				878.48	878.48-
27149- 2600- 57332- 0000- 001118- 0000- 00000	SupplAssets<\$5k		2,500.00		1,275.00	1,225.00
Total for Func 2600 and Expense accounts		.00	2,500.00	.00	2,153.48	346.52
Total for Funds 27149		266,000.00	266,000.00	68,738.00	143,388.93	53,873.07
Funds 27183 - NM Grown FV, Func 3100 - FoodSvcsOpertns						
27183- 3100- 56116- 0000- 001118- 0000- 00000	Food	2,000.00	1,661.00			1,661.00
Total for Funds 27183, Func 3100 and Expense accounts		2,000.00	1,661.00	.00	.00	1,661.00
Funds 31200 - PubSchCapOutlay, Func 4000 - Capital Outlay						
31200- 4000- 54610- 0000- 001118- 0000- 00000	RentLandBldngs		303,587.00		227,690.25	75,896.75
Total for Funds 31200, Func 4000 and Expense accounts		.00	303,587.00	.00	227,690.25	75,896.75
Funds 31600 - CapImprvmtsHB33, Func 2300 - SupptSvcs-Admin						
31600- 2300- 53712- 0000- 001118- 0000- 00000	CityTaxCollCost	5,433.00	5,433.00		1,849.21	3,583.79
Total for Func 2300 and Expense accounts		5,433.00	5,433.00	.00	1,849.21	3,583.79
Funds 31600 - CapImprvmtsHB33, Func 4000 - Capital Outlay						
31600- 4000- 57200- 0000- 001118- 0000- 00000	BuildingPurchase	968,637.00	968,637.00			968,637.00
Total for Func 4000 and Expense accounts		968,637.00	968,637.00	.00	.00	968,637.00

Balances through 03/31/2021

Fiscal Year 2020/21

Funds - Func - Obj ct - Pr gm- Locat n- JbCl - Opt nl	Description	Adopted Budget	Revised Budget	Encumbered	Expenditure	Account Balance
Total for Funds 31600		974,070.00	974,070.00	.00	1,849.21	972,220.79
Funds 31700 - CapImprvmtsSB-9, Func 4000 - Capital Outlay						
31700-4000-57331-0000-001118-0000-00000	FixedAssets>\$5k	20,350.00	20,350.00			20,350.00
31700-4000-57332-0000-001118-0000-00000	SupplAssets<\$5k	10,000.00	10,000.00			10,000.00
Total for Funds 31700, Func 4000 and Expense accounts		30,350.00	30,350.00	.00	.00	30,350.00
Funds 31701 - CapImprvsSB9Loc, Func 2300 - SupptSvcs-Admin						
31701-2300-53712-0000-001118-0000-00000	CityTaxCollCost	2,700.00	2,700.00		934.59	1,765.41
Total for Func 2300 and Expense accounts		2,700.00	2,700.00	.00	934.59	1,765.41
Funds 31701 - CapImprvsSB9Loc, Func 4000 - Capital Outlay						
31701-4000-54315-0000-001118-0000-00000	MntRepBlgsGrdEq	41,500.00	41,500.00			41,500.00
31701-4000-57112-0000-001118-0000-00000	LandImprovments	15,000.00	15,000.00			15,000.00
31701-4000-57200-0000-001118-0000-00000	BuildingPurchase	414,051.00	414,051.00			414,051.00
31701-4000-57331-0000-001118-0000-00000	FixedAssets>\$5k	15,000.00	19,986.00		19,768.12	217.88
31701-4000-57332-0000-001118-0000-00000	SupplAssets<\$5k	15,427.00	10,441.00		3,336.74	7,104.26
Total for Func 4000 and Expense accounts		500,978.00	500,978.00	.00	23,104.86	477,873.14
Total for Funds 31701		503,678.00	503,678.00	.00	24,039.45	479,638.55
Funds 31703 - SB9 SMCash, Func 4000 - Capital Outlay						
31703-4000-57332-0000-001118-0000-00000	SupplAssets<\$5k	9,854.00	9,854.00			9,854.00
Total for Funds 31703, Func 4000 and Expense accounts		9,854.00	9,854.00	.00	.00	9,854.00
Total for Org 130 - Christine Duncan Heritage		7,616,252.00	8,260,767.00	1,943,843.88	3,303,956.99	3,012,966.13