

**Christine Duncan Heritage Academy**  
**Financial Update**  
**October 14, 2020**

**A. BARs**

	<u>BAR #</u>	<u>Fund Description</u>	<u>Type</u>	<u>Amount</u>
1	001-118-2021-0009-M	Title I	Maintenance	
2	001-118-2021-0011-T	Title I	Transfer	
3	001-118-2021-0012-T	Cares Act	Transfer	
4	001-118-2021-0013-I	SEG	Increase	\$ 160,078
5	001-118-2021-0014-M	SEG	Maintenance	

**B. Payroll & Accounts Payable Payment Vouchers**

- 1 September
- 2

**C. Financial Statement Reports - as of September 30, 2020**

- 1 Financial Analysis
- 2 Bank Reconciliation
- 3

**D. Other**

- 1

Must submit backup for all BARs, except transfers of funds for SEG or direct grants

**STATE OF NEW MEXICO  
PUBLIC EDUCATION DEPARTMENT  
300 Don Gaspar Santa Fe, NM 87501-2786  
Budget Adjustment Request**

Doc. ID: 001-118-2021-0009-M

Fund Type: Flowthrough

Adjustment Type: Maintenance

Fiscal Year: 2020-2021

Entity Name: Christine Duncan's Heritage Academy

Adjustment Changes Intent/Scope of Program Yes or No?: No

Contact: Angela Lerner, Business Manager

Total Approved Budget (Flowthrough):

Phone: 505-459-1895

Email: angie@k12accounting.com

<b>FLOWTHROUGH ONLY</b>	<b>Budget Period:</b> 07/01/2020	<b>To:</b> 06/30/2021
A. Approved Carryover:		
B. Total Current Year Allocation:		
D. Total Funding Available:		

Fund	Function	Object	Program	Job Class	Present Budget	Adj Amt Exp	Adj Budget	ADD'L FTE
24101 Title I - ESEA	1000 Instruction	51100 Salaries Expense	1010 Regular Education (K- 12) Programs	1411 Teachers- Grades 1-12	\$62,565	(\$11,544)	\$51,021	
24101 Title I - ESEA	1000 Instruction	52311 Health and Medical Premiums	0000 No Program	0000 No Job Class	\$7,681	(\$7,681)		
24101 Title I - ESEA	1000 Instruction	52313 Dental	0000 No Program	0000 No Job Class	\$314	(\$314)		
24101 Title I - ESEA	1000 Instruction	52314 Vision	0000 No Program	0000 No Job Class	\$61	(\$61)		
24101 Title I - ESEA	1000 Instruction	53330 Professional Development	1010 Regular Education (K- 12) Programs	0000 No Job Class	\$2,000	(\$1,628)	\$372	
24101 Title I - ESEA	1000 Instruction	55817 Student Travel	1010 Regular Education (K- 12) Programs	0000 No Job Class	\$1,009	(\$1,009)		
24101 Title I - ESEA	1000 Instruction	57332 Supply Assets (\$5,000 or less)	1010 Regular Education (K- 12) Programs	0000 No Job Class	\$7,892	(\$2,589)	\$5,303	
24101 Title I - ESEA	1000 Instruction	51100 Salaries Expense	1010 Regular Education (K- 12) Programs	1711 Instructional Assistants- Grades 1-12		\$17,130	\$17,130	1.00
24101 Title I - ESEA	1000 Instruction	51300 Additional Compensation	1010 Regular Education (K- 12) Programs	1411 Teachers- Grades 1-12	\$3,189	\$4,784	\$7,973	
24101 Title I - ESEA	1000 Instruction	52111 Educational Retirement	0000 No Program	0000 No Job Class	\$9,305	\$1,520	\$10,825	
24101 Title I - ESEA	1000 Instruction	52112 ERA - Retiree Health	0000 No Program	0000 No Job Class	\$1,316	\$284	\$1,600	
24101 Title I - ESEA	1000 Instruction	52210 FICA Payments	0000 No Program	0000 No Job Class	\$4,077	\$723	\$4,800	
24101 Title I - ESEA	1000 Instruction	52220 Medicare Payments	0000 No Program	0000 No Job Class	\$954	\$156	\$1,110	
24101 Title I - ESEA	1000 Instruction	52312 Life	0000 No Program	0000 No Job Class	\$46	\$74	\$120	
24101 Title I - ESEA	1000 Instruction	52315 Disability	0000 No Program	0000 No Job Class	\$177	\$23	\$200	
24101 Title I - ESEA	1000 Instruction	52500 Unemployment Compensation	0000 No Program	0000 No Job Class	\$68	\$132	\$200	
Sub Total						\$0		1.00
Indirect Cost								
<b>DOC. TOTAL</b>						\$0		

Must submit backup for all BARs,  
except transfers of funds for SEG or  
direct grants

**STATE OF NEW MEXICO**  
**PUBLIC EDUCATION DEPARTMENT**  
300 Don Gaspar Santa Fe, NM 87501-2786  
**Budget Adjustment Request**

Page 3 of 36  
Doc. ID: 001-118-2021-0011-T  
Fund Type: Flowthrough  
Adjustment Type: Transfer

Fiscal Year: 2020-2021

Entity Name: Christine Duncan's Heritage Academy

Adjustment Changes Intent/Scope of Program Yes or No?: No

Contact: Angela Lerner, Business Manager

Total Approved Budget (Flowthrough):

Phone: 505-459-1895

Email: angie@k12accounting.com

<b>FLOWTHROUGH ONLY</b>	Budget Period: 07/01/2020	To: 06/30/2021
A. Approved Carryover:		
B. Total Current Year Allocation:		
D. Total Funding Available:		

Fund	Function	Object	Program	Job Class	Present Budget	Adj Amt Exp	Adj Budget	ADD'L FTE
24101 Title I - ESEA	1000 Instruction	57332 Supply Assets (\$5,000 or less)	1010 Regular Education (K- 12) Programs	0000 No Job Class	\$7,892	(\$5,120)	\$2,772	
24101 Title I - ESEA	2100 Support Services-Students	51300 Additional Compensation	0000 No Program	1218 School/Student Support	\$960	\$4,090	\$5,050	
24101 Title I - ESEA	2100 Support Services-Students	52111 Educational Retirement	0000 No Program	0000 No Job Class	\$4,710	\$590	\$5,300	
24101 Title I - ESEA	2100 Support Services-Students	52112 ERA - Retiree Health	0000 No Program	0000 No Job Class	\$666	\$84	\$750	
24101 Title I - ESEA	2100 Support Services-Students	52210 FICA Payments	0000 No Program	0000 No Job Class	\$2,064	\$286	\$2,350	
24101 Title I - ESEA	2100 Support Services-Students	52220 Medicare Payments	0000 No Program	0000 No Job Class	\$483	\$67	\$550	
24101 Title I - ESEA	2100 Support Services-Students	52312 Life	0000 No Program	0000 No Job Class	\$57	\$3	\$60	
Sub Total						\$0		
Indirect Cost								
<b>DOC. TOTAL</b>						<b>\$0</b>		

**Justification:**

to match budget call

Compliance with Sections 10-15-1 and 22-8-12, NMSA, 1978 Compilation:

A. The requested budget/changes were authorized at a scheduled Board of Education or Governance Council meeting open to the public on:

B. Justification for the transfer: Explanation such as "underbudgeted", "insufficient budget", or "needed to close out Project" ARE NOT ACCEPTABLE. Attach additional sheets if necessary.

ALL TRANSFER BARS MUST NET OUT TO ZERO ON THE DOC. TOTAL LINE.

Must submit backup for all BARs, except transfers of funds for SEG or direct grants

**STATE OF NEW MEXICO**  
**PUBLIC EDUCATION DEPARTMENT**  
 300 Don Gaspar Santa Fe, NM 87501-2786  
**Budget Adjustment Request**

Page 4 of 36  
 Doc. ID: 001-118-2021-0012-T  
 Fund Type: Flowthrough  
 Adjustment Type: Transfer

Fiscal Year: 2020-2021

Entity Name: Christine Duncan's Heritage Academy

Adjustment Changes Intent/Scope of Program Yes or No?: No

Contact: Angela Lerner, Business Manager

Total Approved Budget (Flowthrough):

Phone: 505-459-1895

Email: angie@k12accounting.com

<b>FLOWTHROUGH ONLY</b>	Budget Period: 07/01/2020	To: 06/30/2021
A. Approved Carryover:		
B. Total Current Year Allocation:		
D. Total Funding Available:		

Fund	Function	Object	Program	Job Class	Present Budget	Adj Amt Exp	Adj Budget	ADD'L FTE
24301 CARES Act	1000 Instruction	57332 Supply Assets (\$5,000 or less)	1010 Regular Education (K-12) Programs	0000 No Job Class	\$98,241	(\$16,126)	\$82,115	
24301 CARES Act	2600 Operation & Maintenance of Plant	56118 General Supplies and Materials	0000 No Program	0000 No Job Class	\$1,500	\$16,126	\$17,626	
Sub Total						\$0		
Indirect Cost								
<b>DOC. TOTAL</b>						<b>\$0</b>		

**Justification:**  
 cleaning supplies

Compliance with Sections 10-15-1 and 22-8-12, NMSA, 1978 Compilation:

A. The requested budget/changes were authorized at a scheduled Board of Education or Governance Council meeting open to the public on:

B. Justification for the transfer: Explanation such as "underbudgeted", "insufficient budget", or "needed to close out Project" ARE NOT ACCEPTABLE. Attach additional sheets if necessary.

ALL TRANSFER BARS MUST NET OUT TO ZERO ON THE DOC. TOTAL LINE.

Must submit backup for all BARs,  
except transfers of funds for SEG or  
direct grants

**STATE OF NEW MEXICO**  
**PUBLIC EDUCATION DEPARTMENT**  
300 Don Gaspar Santa Fe, NM 87501-2786  
**Budget Adjustment Request**

Page 5 of 36  
Doc. ID: 001-118-2021-0013-I

Fund Type: General Fund / Capital  
Outlay / Debt Service

Adjustment Type: Increase

Fiscal Year: 2020-2021

Entity Name: Christine Duncan's Heritage Academy

Adjustment Changes Intent/Scope of Program Yes or No?: No

Contact: Angela Lerner, Business Manager

Total Approved Budget (Flowthrough):

Phone: 505-459-1895

Email: angle@k12accounting.com

<b>FLOWTHROUGH ONLY</b>	
Budget Period: Jul 1 2020 12:00AM	To: Jun 30 2021 12:00AM
A. Approved Carryover:	
B. Total Current Year Allocation:	
D. Total Funding Available:	

Revenue 11000.0000.43101 \$160,078

Fund	Function	Object	Program	Job Class	Present Budget	Adj Amt Exp	Adj Budget	ADD'L FTE
11000 Operational	1000 Instruction	51100 Salaries Expense	1010 Regular Education (K-12) Programs	1413 Teachers-Early Childhood Ed	\$41,412	\$21,788	\$63,200	1.00
11000 Operational	1000 Instruction	51300 Additional Compensation	4030 K-5 Plus Programs	1711 Instructional Assistants-Grades 1-12	\$2,782	\$9,500	\$12,282	
11000 Operational	1000 Instruction	51300 Additional Compensation	4040 Extended Learning Time Programs	1411 Teachers-Grades 1-12	\$39,219	\$3,100	\$42,319	
11000 Operational	1000 Instruction	52111 Educational Retirement	4030 K-5 Plus Programs	0000 No Job Class	\$21,082	\$3,500	\$24,582	
11000 Operational	2100 Support Services-Students	51300 Additional Compensation	2000 Special Programs	1214 Guidance Counselors/Social Workers	\$3,250	\$1,000	\$4,250	
11000 Operational	2100 Support Services-Students	53213 Occupational Therapists - Contracted	2000 Special Programs	0000 No Job Class	\$12,166	\$13,000	\$25,166	
11000 Operational	2100 Support Services-Students	55915 Other Contract Services	4025 At-Risk Special Programs	0000 No Job Class	\$9,000	\$50,880	\$59,880	
11000 Operational	2400 Support Services-School Administration	53330 Professional Development	0000 No Program	0000 No Job Class		\$500	\$500	
11000 Operational	2400 Support Services-School Administration	56118 General Supplies and Materials	0000 No Program	0000 No Job Class	\$7,845	\$5,000	\$12,845	
11000 Operational	2600 Operation & Maintenance of Plant	51200 Overtime Expense	0000 No Program	1615 Custodial		\$5,000	\$5,000	
11000 Operational	2600 Operation & Maintenance of Plant	51300 Additional Compensation	0000 No Program	1615 Custodial	\$7,015	\$2,000	\$9,015	
11000 Operational	2600 Operation & Maintenance of Plant	51300 Additional Compensation	0000 No Program	1217 Secretarial/Clerical/Technical Assistants		\$21,700	\$21,700	
11000 Operational	2600 Operation & Maintenance of Plant	52111 Educational Retirement	0000 No Program	0000 No Job Class	\$7,182	\$2,000	\$9,182	
11000 Operational	2600 Operation & Maintenance of Plant	52112 ERA - Retiree Health	0000 No Program	0000 No Job Class	\$1,016	\$500	\$1,516	
11000 Operational	2600 Operation & Maintenance of Plant	52210 FICA Payments	0000 No Program	0000 No Job Class	\$3,147	\$2,500	\$5,647	
11000 Operational	2600 Operation & Maintenance of Plant	52220 Medicare Payments	0000 No Program	0000 No Job Class	\$736	\$1,000	\$1,736	
11000 Operational	2600 Operation & Maintenance of Plant	55915 Other Contract Services	0000 No Program	0000 No Job Class	\$46,943	\$2,100	\$49,043	

11000 Operational	2600 Operation & Maintenance of Plant	56118 General Supplies and Materials	0000 No Program	0000 No Job Class	\$7,517	\$5,000	\$12,517	Page 6 of 36
11000 Operational	2600 Operation & Maintenance of Plant	57332 Supply Assets (\$5,000 or less)	0000 No Program	0000 No Job Class	\$9,060	\$10,000	\$19,060	
11000 Operational	2900 Other Support Services	58211 Tax Liability/Penalty	0000 No Program	0000 No Job Class		\$10	\$10	
Sub Total						\$160,078		1.00
					<b>Indirect Cost</b>			
					<b>DOC. TOTAL</b>	\$160,078		

**Justification:**

as per award letter

Compliance with Sections 10-15-1 and 22-8-12, NMSA, 1978 Compilation:

A. The requested budget/changes were authorized at a scheduled Board of Education or Governance Council meeting open to the public on:

B. Justification for the transfer: Explanation such as "underbudgeted", "insufficient budget", or "needed to close out Project" ARE NOT ACCEPTABLE. Attach additional sheets if necessary.

ALL TRANSFER BARS MUST NET OUT TO ZERO ON THE DOC. TOTAL LINE.

Must submit backup for all BARs,  
except transfers of funds for SEG or  
direct grants

**STATE OF NEW MEXICO**  
**PUBLIC EDUCATION DEPARTMENT**  
300 Don Gaspar Santa Fe, NM 87501-2786  
**Budget Adjustment Request**

Page 7 of 36  
Doc. ID: 001-118-2021-0014-M  
Fund Type: General Fund / Capital  
Outlay / Debt Service  
Adjustment Type: Maintenance

Fiscal Year: 2020-2021

Entity Name: Christine Duncan's Heritage Academy

Adjustment Changes Intent/Scope of Program Yes or No?: No

Contact: Angela Lerner, Business Manager

Total Approved Budget (Flowthrough):

Phone: 505-459-1895

Email: angle@k12accounting.com

<b>FLOWTHROUGH ONLY</b>
Budget Period: Jul 1 2020 12:00AM To: Jun 30 2021 12:00AM
A. Approved Carryover:
B. Total Current Year Allocation:
D. Total Funding Available:

Fund	Function	Object	Program	Job Class	Present Budget	Adj Amt Exp	Adj Budget	ADD'L FTE
11000 Operational	1000 Instruction	51100 Salaries Expense	4010 Bilingual Education Programs	1416 Teachers-Other Instruction	\$420,493	(\$70,000)	\$350,493	(1.00)
11000 Operational	1000 Instruction	51100 Salaries Expense	1010 Regular Education (K-12) Programs	1411 Teachers-Grades 1-12	\$577,854	(\$20,000)	\$557,854	(1.00)
11000 Operational	1000 Instruction	51100 Salaries Expense	2000 Special Programs	1412 Teachers-Special Education	\$237,510	(\$70,000)	\$167,510	
11000 Operational	1000 Instruction	51300 Additional Compensation	4030 K-5 Plus Programs	0000 No Job Class	\$148,925	(\$148,925)		
11000 Operational	1000 Instruction	52111 Educational Retirement	4040 Extended Learning Time Programs	0000 No Job Class	\$13,663	(\$7,500)	\$6,163	
11000 Operational	1000 Instruction	52111 Educational Retirement	0000 No Program	0000 No Job Class	\$13,468	(\$13,468)		
11000 Operational	1000 Instruction	51100 Salaries Expense	4025 At-Risk Special Programs	1412 Teachers-Special Education		\$138,847	\$138,847	0.41
11000 Operational	1000 Instruction	51300 Additional Compensation	4030 K-5 Plus Programs	1411 Teachers-Grades 1-12	\$42,050	\$177,578	\$219,628	
11000 Operational	1000 Instruction	52111 Educational Retirement	1010 Regular Education (K-12) Programs	0000 No Job Class	\$83,645	\$13,468	\$97,113	
Sub Total						\$0		(1.59)
Indirect Cost								
DOC. TOTAL						\$0		

**Justification:**

adjustments for salaries with no job codes

Compliance with Sections 10-15-1 and 22-8-12, NMSA, 1978 Compilation:

A. The requested budget/changes were authorized at a scheduled Board of Education or Governance Council meeting open to the public on:

B. Justification for the transfer: Explanation such as "underbudgeted", "insufficient budget", or "needed to close out Project" ARE NOT ACCEPTABLE. Attach additional sheets if necessary.

ALL TRANSFER BARS MUST NET OUT TO ZERO ON THE DOC. TOTAL LINE.

Checks Dated 09/01/2020 through 09/30/2020					
Check Number	Check Date	Pay to the Order of	Funds-Objct	Expensed Amount	Check Amount
12195	09/02/2020	Safeguard Business Systems	11000-56118		207.18
12196	09/02/2020	ABCWUA	11000-54415	638.89	
			21000-54415	159.72	798.61
12197	09/02/2020	Amaros Carpet Cleaning	11000-55915		280.48
12198	09/02/2020	CNM Ingenuity, Inc	24154-53330		595.00
12199	09/02/2020	Learning A-Z	11000-56113		451.48
12200	09/02/2020	Verizon Wireless	11000-55915		106.23
12201	09/02/2020	Standard Restaruant Equipment Co.	11000-57332		3,602.00
12202	09/02/2020	Orkin Pest Control	11000-21013		112.19
12203	09/02/2020	Orkin Pest Control	11000-21013		112.19
12204	09/02/2020	Association of Charter School Education Services	24301-57332		49,950.00
12224	09/04/2020	Association of Charter School Education Services	Reissued		45,750.08 *
	Reissued on 09/16/2020				
12226	09/09/2020	Orkin Pest Control	11000-21011		112.19
12227	09/11/2020	American Family Life	11000-23150		367.44
12229	09/16/2020	Association of Charter School Education Services	11000-53414	13,527.53	
			11000-55915	917.50	
			24301-57332	31,305.05	45,750.08
12230	09/16/2020	Cooperative Educational Services	27149-57331		878.48
12231	09/17/2020	Alpine Protection LLC	11000-55915		963.00
12232	09/17/2020	Amaros Carpet Cleaning	11000-55915		841.44
12233	09/17/2020	American Waste Removal, Inc	21000-55915		197.32
12234	09/17/2020	Association of Charter School Education Services	11000-53414	17,303.16	
			11000-55915	3,211.23	
			11000-56113	10,946.13	31,460.52
12235	09/17/2020	Barbara Bustos	11000-56118		25.89
12236	09/17/2020	Bilingual Multicultural Services, Inc.	11000-53212	4,697.95	
			11000-53213	2,173.69	6,871.64
12237	09/17/2020	Charter School Nursing Service	11000-55915		4,916.40
12238	09/17/2020	Ephesus Office Technologies	11000-55915		1,454.11
12239	09/17/2020	InAccord, P.C.	11000-53413		3,236.25
12240	09/17/2020	Pitney Bowes Purchase Power	11000-56118		236.61
12241	09/17/2020	PNM	11000-54411	2,538.81	
			21000-54411	362.69	2,901.50
12242	09/17/2020	PNM	11000-54411	3,231.45	
			21000-54411	461.63	3,693.08
12243	09/17/2020	Poweron Technology Services	11000-53414		11,470.01
12244	09/17/2020	Quill Corporation	11000-56118		4,709.54
12245	09/17/2020	Saylor Family Trust, LLC	11000-54610		35,000.00
12246	09/17/2020	Saylor Family Trust, LLC	11000-54610		505.33
12247	09/17/2020	Saylor Family Trust, LLC	11000-54610		35,000.00
12248	09/17/2020	Saylor Family Trust, LLC	11000-54610		505.33
12249	09/17/2020	Saylor Family Trust, LLC	Cancelled		35,000.00 *

The preceding Checks have been issued in accordance with the District's Policy and authorization of the Board of Trustees. It is recommended that the preceding Checks be approved.

SCHOOLABILITY

Page 1 of 3

Checks Dated 09/01/2020 through 09/30/2020					
Check Number	Check Date	Pay to the Order of	Funds-Objct	Expensed Amount	Check Amount
		Cancelled on 09/17/2020			
12250	09/17/2020	Saylor Family Trust, LLC	Cancelled		505.33 *
		Cancelled on 09/17/2020			
12251	09/17/2020	Sunrise Hitek Group, LLC	24301-56118		17,671.00
12252	09/17/2020	SW Regional Education Cooperative	11000-53330		450.00
12255	09/17/2020	Jesus A Moncada	11000-56118	57.60	
			11000-57332	379.99	437.59
12256	09/17/2020	American Family Life	11000-23150		415.56
12257	09/17/2020	Metropolitan Life Insurance	11000-23147		200.00
12258	09/17/2020	Metropolitan Life Insurance	11000-23147		200.00
12259	09/17/2020	Pre-Paid Legal Services, Inc.	11000-23147		37.90
12260	09/11/2020	Pre-Paid Legal Services, Inc.	11000-23147		47.37
12261	09/11/2020	Pre-Paid Legal Services, Inc.	11000-23147		37.90
12262	09/23/2020	Albuquerque Public Schools Graphics	27149-56118		329.50
12263	09/23/2020	Association of Charter School Education Services	11000-55915		1,070.41
12264	09/23/2020	Barbara Skelec	11000-56118		100.00
12265	09/23/2020	Cooperative Educational Services	11000-53211	2,237.31	
			11000-53330	200.00	2,437.31
12266	09/23/2020	Cristian Campo	11000-56118		94.25
12267	09/23/2020	De Lage Landen Financial Services Inc	11000-54630	1,353.86	
			11000-55915	35.59	1,389.45
12268	09/23/2020	Ephesus Office Technologies	11000-55915		38.00
12269	09/23/2020	NM Gas Company	11000-54412	13.92	
			21000-54412	13.92	27.84
12270	09/23/2020	Rising Sun Technologies	31701-57331		11,901.17
12271	09/23/2020	Sandia Office Supply	11000-56118		555.45
12272	09/23/2020	School Nurse Supply, Inc.	11000-56118		480.61
12273	09/30/2020	ABCWUA	11000-54415	645.25	
			21000-54415	161.31	806.56
12274	09/30/2020	Amaros Carpet Cleaning	11000-55915		560.96
12275	09/30/2020	Barbara Bustos	11000-56118		27.66
12276	09/30/2020	Barbara Skelec	11000-53330		120.00
12277	09/30/2020	Brady Industries, LLC	11000-56118	1,127.45	
			24301-56118	681.88	1,809.33
12278	09/30/2020	Lynda Martinez	11000-56118		198.16
12279	09/30/2020	Ortiz-Mingorance, Nuria	11000-56118		68.24
15781	09/11/2020	Metropolitan Life Insurance	11000-23147		200.00
VCH-00000062	09/11/2020	NM Educational Retirement Board	11000-23124	25,082.12	
			24101-23124	1,294.39	
			24106-23124	1,003.25	
			27149-23124	2,160.67	29,540.43
VCH-00000063	09/03/2020	NM Taxation/Revenue Department	11000-23142	3,224.82	
			24101-23142	166.42	
			24106-23142	203.31	

The preceding Checks have been issued in accordance with the District's Policy and authorization of the Board of Trustees. It is recommended that the preceding Checks be approved.

SCHOOLABILITY

Page 2 of 3

**Checks Dated 09/01/2020 through 09/30/2020**

Check Number	Check Date	Pay to the Order of	Funds-Objct	Expensed Amount	Check Amount
VCH-00000063	09/03/2020	NM Taxation/Revenue Department	27149-23142	272.74	3,867.29
VCH-00000064	09/09/2020	NM RHC	11000-23123	3,202.55	
			24101-23123	156.27	
			24106-23123	229.89	
			27149-23123	265.15	3,853.86
VCH-00000065	09/09/2020	NMPSIA	11000-23125	7,949.63	
			11000-52311	5,945.01	
			11000-52312	289.81	
			11000-52313	1,065.76	
			11000-52314	73.31	
			11000-52315	131.81	
			21000-23125	2.35	
			21000-52312	2.35	
			24101-23125	671.55	
			24101-52312	18.42	
			24101-52315	13.52	
			24106-23125	388.03	
			24106-52311	361.20	
			24106-52312	9.40	
			24106-52313	57.07	
			24106-52314	10.20	
			27149-23125	73.78	
			27149-52312	9.40	
			27149-52313	27.22	17,099.82
			<b>Total Number of Checks</b>	<b>67</b>	<b>424,640.55</b>

	Count	Amount
Cancel	2	35,505.33
Reissue	1	45,750.08
Net Issue		343,385.14

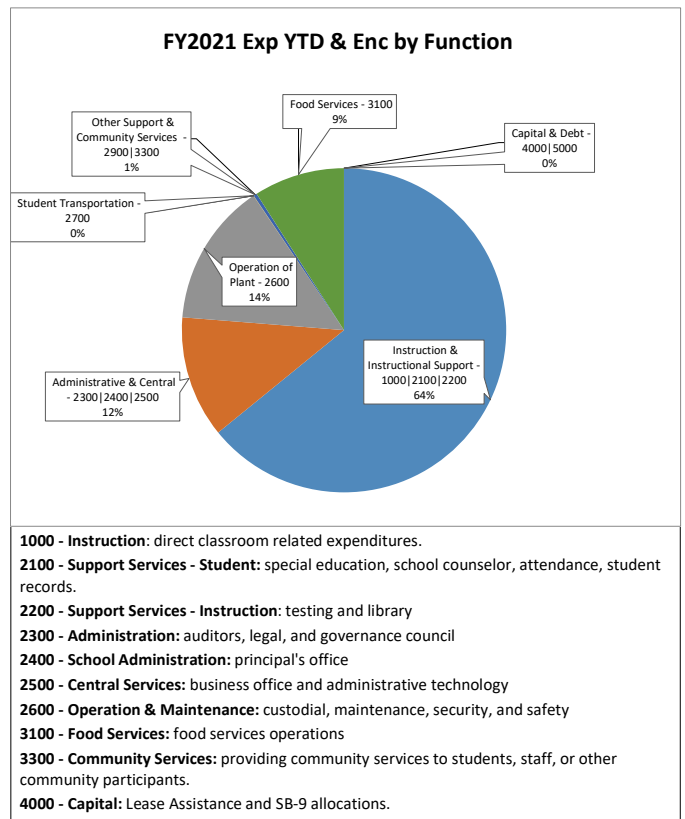
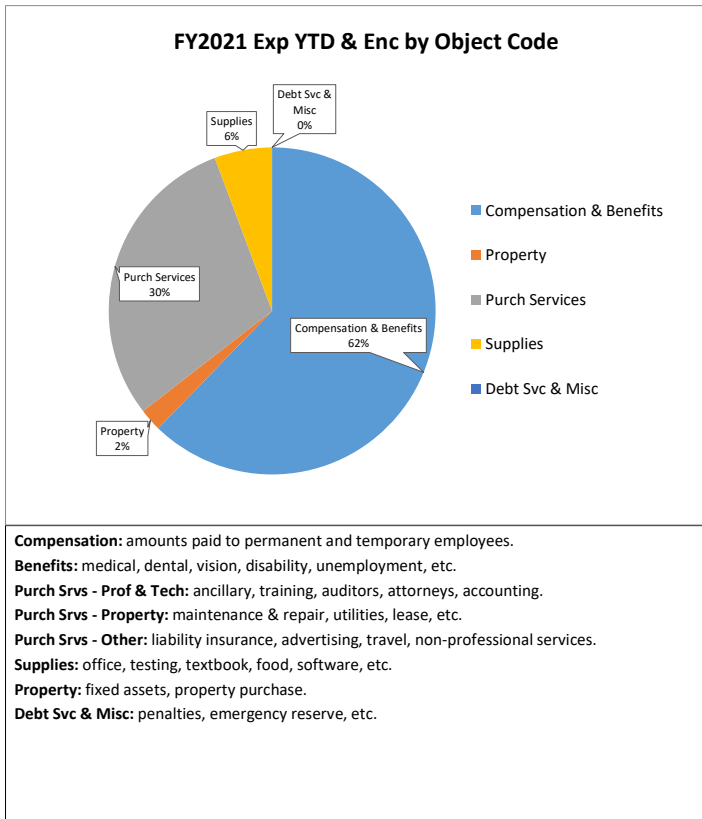
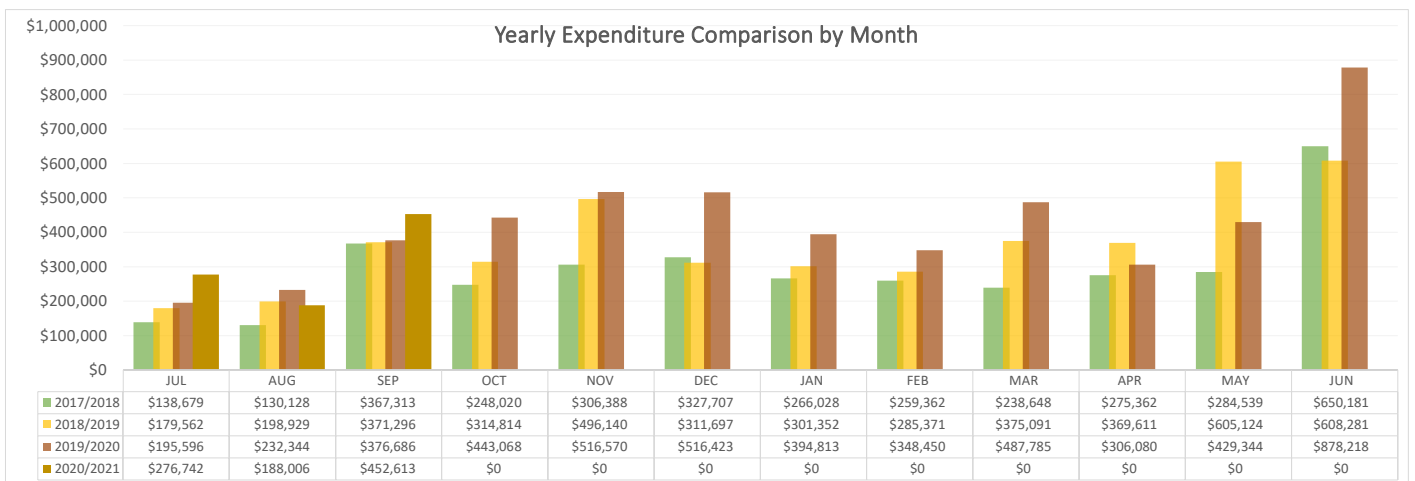
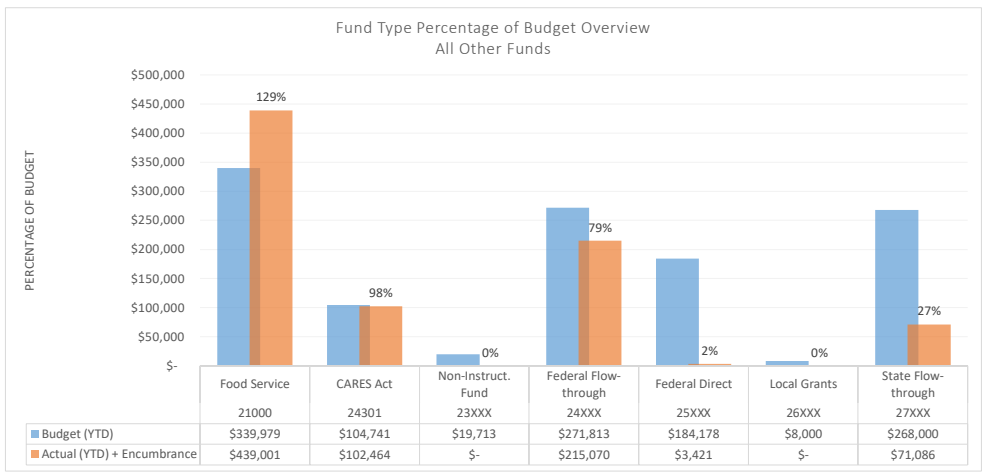
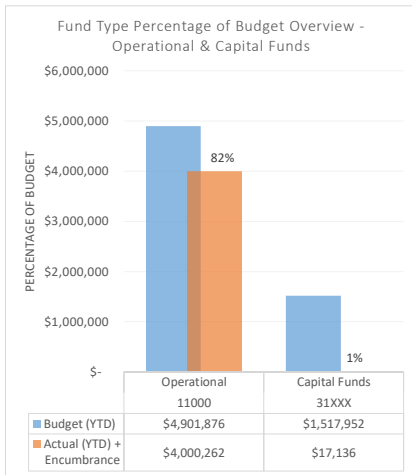
**Fund Recap**

Fund	Description	Check Count	Expensed Amount
11000	Operational Fund	57	221,319.89
21000	Food Services Fund	7	1,361.29
24101	Title I - IASA	4	2,320.57
24106	IDEA-B Entitlement	4	2,262.35
24154	Teach./Princp. Train & Recruit	1	595.00
24301	CARES Act	4	99,607.93
27149	PreK Initiative	6	4,016.94
31701	Capital Improv. SB9 Local	1	11,901.17
Total Number of Checks		<b>65</b>	343,385.14
Less Unpaid Tax Liability			.00
<b>Net (Check Amount)</b>			<b>343,385.14</b>

The preceding Checks have been issued in accordance with the District's Policy and authorization of the Board of Trustees. It is recommended that the preceding Checks be approved.

# Christine Duncan Heritage Academy

Expenditure Analytical Review  
As of September 30, 2020





# Analyzed Business Checking - PF

Account number: [REDACTED] ■ September 1, 2020 - September 30, 2020 ■ Page 1 of 3

CHRISTINE DUNCAN'S HERITAGE ACADEMY  
1900 ATRISCO DR NW  
ALBUQUERQUE NM 87120-1146

## Questions?

Call your Customer Service Officer or Client Services  
**1-800-AT WELLS** (1-800-289-3557)  
5:00 AM TO 6:00 PM Pacific Time Monday - Friday

Online: [wellsfargo.com](http://wellsfargo.com)

Write: Wells Fargo Bank, N.A. (585)  
P.O. Box 6995  
Portland, OR 97228-6995

## Account summary

### Analyzed Business Checking - PF

Account number	Beginning balance	Total credits	Total debits	Ending balance
[REDACTED]	\$2,579,044.16	\$368,593.38	-\$557,069.77	\$2,390,567.77

## Credits

### Deposits

Effective date	Posted date	Amount	Transaction detail
09/09	09/10	45,750.08	Reversal of Check Posted 9-09-20 Refer to Maker Our Ref: 9-09-20 00000000
09/23	09/24	4,789.54	Reversal of Check Posted 9-23-20 Reposted 9-24-20 for \$4,709.54 Our Ref: 9-23-20 00000000
		<b>\$50,539.62</b>	<b>Total deposits</b>

### Electronic deposits/bank credits

Effective date	Posted date	Amount	Transaction detail
	09/03	1,276.00	Post Verify Deposit
	09/14	309,603.56	APS Payments Christine Dncn Christine Duncan Ha Cs
	09/21	973.73	Bernalillo Count Distr_Pymt Christine Duncans Heri
	09/22	38.11	Post Verify Deposit
	09/28	37.90	Legalshield Hist Rtn 200928 250429910148716 Christine Duncan Herit
	09/28	37.90	Legalshield Hist Rtn 200928 250429920148716 Christine Duncan Herit
	09/28	37.90	Legalshield Hist Rtn 200928 250429930148716 Christine Duncan Herit
	09/29	6,048.66	State of NEW Mex Vndr Pymt Nmap0000918248 USDA August 2020 USDA August 2020
		<b>\$318,053.76</b>	<b>Total electronic deposits/bank credits</b>
		<b>\$368,593.38</b>	<b>Total credits</b>

**Debits**

**Electronic debits/bank debits**

Effective date	Posted date	Amount	Transaction detail
09/03		38,158.26	ACH Prep Origintn - Christine Duncan - File 7878782339 Coid 1205009183
09/03		635.93	< Business to Business ACH Debit - IRS Usat taxpymt 090320 270064795836386 Christine Duncans Heri
09/04		18,637.42	< Business to Business ACH Debit - IRS Usat taxpymt 090420 270064802833950 Christine Duncans Heri
09/08		3,867.29	< Business to Business ACH Debit - Tax_Rev_Crs_Ecks Trd Pmnt 200903 xxxxx8400 Christine Duncan Herit
09/09		17,099.82	WT Seq227109 State of NEW Mexico /Bnf=Nmpsia Srf# Gw00000035912193 Trn#200908227109 Rfb# 29
09/09		3,853.86	WT Seq227129 State of NEW Mexico /Bnf=NM Rehtiree Healthcare Srf# Gw00000035912392 Trn#200908227129 Rfb# 30
09/11		168.02	Client Analysis Srvc Chrg 200910 Svc Chge 0820 000009790384409
09/14		29,540.43	< Business to Business ACH Debit - Nmerb Web Pay 200911 02353 Christine Duncan Herit
09/17		65,233.71	ACH Prep Origintn - Christine Duncan - File 7878782339 Coid 1205009183
09/18		20,455.16	< Business to Business ACH Debit - IRS Usat taxpymt 091820 270066223711166 Christine Duncans Heri
09/25		37.90	Legalshield Grp Paymt 250429910148716 Christine Duncan Herit
09/25		37.90	Legalshield Grp Paymt 250429920148716 Christine Duncan Herit
09/25		37.90	Legalshield Grp Paymt 250429930148716 Christine Duncan Herit
09/25		415.56	< Business to Business ACH Debit - AFLAC Insurance 092320 L7U96341271 Christine Duncans
09/25		415.56	< Business to Business ACH Debit - AFLAC Insurance 092320 L7U96754588 Christine Duncans
09/25		367.44	< Business to Business ACH Debit - AFLAC Insurance 092320 L7U96168777 Christine Duncans

**\$198,962.16 Total electronic debits/bank debits**

< **Business to Business ACH:** If this is a business account, this transaction has a return time frame of one business day from post date. This time frame does not apply to consumer accounts.

**Checks paid**

Number	Amount	Date	Number	Amount	Date	Number	Amount	Date
12161	280.48	09/02	12204	49,950.00	09/09	12218	1,336.61	09/09
12175 *	751.86	09/08	12205	1,199.48	09/04	12219	1,345.07	09/04
12191 *	53.88	09/03	12206	1,235.24	09/08	12220	1,468.90	09/04
12192	100.00	09/09	12207	1,619.11	09/10	12221	640.96	09/14
12193	1,842.77	09/04	12208	1,455.05	09/04	12223 *	438.44	09/11
12195 *	207.18	09/09	12209	691.52	09/04	12224	45,750.08	09/09
12196	798.61	09/08	12210	985.77	09/04	12226 *	112.19	09/16
12197	280.48	09/08	12211	683.00	09/04	12228 *	656.97	09/22
12198	595.00	09/08	12212	1,530.45	09/04	12229	45,750.08	09/18
12199	451.48	09/10	12213	611.99	09/04	12230	878.48	09/18
12200	106.23	09/09	12214	1,894.94	09/04	12231	963.00	09/23
12201	3,602.00	09/09	12215	1,535.99	09/08	12232	841.44	09/21
12202	112.19	09/21	12216	610.19	09/04	12233	197.32	09/22
12203	112.19	09/21	12217	1,710.39	09/04	12234	31,460.52	09/21



**Checks paid (continued)**

<i>Number</i>	<i>Amount</i>	<i>Date</i>	<i>Number</i>	<i>Amount</i>	<i>Date</i>	<i>Number</i>	<i>Amount</i>	<i>Date</i>
12235	25.89	09/28	12244	4,709.54	09/24	12258	200.00	09/22
12236	6,871.64	09/22	12245	35,000.00	09/17	12263 *	1,070.41	09/28
12237	4,916.40	09/22	12246	505.33	09/17	12265 *	2,437.31	09/29
12238	1,454.11	09/28	12247	35,000.00	09/17	12266	94.25	09/28
12239	3,236.25	09/23	12248	505.33	09/17	12269 *	27.84	09/28
12240	236.61	09/25	12251 *	17,671.00	09/25	12270	11,901.17	09/25
12241	2,901.50	09/21	12252	450.00	09/21	12271	555.45	09/28
12242	3,693.08	09/21	12254 *	219.22	09/22	12272	480.61	09/30
12243	11,470.01	09/21	12255	437.59	09/21	15781 *	200.00	09/22
12244	4,789.54	09/23	12257 *	200.00	09/22			
<b>\$358,107.61</b>			<b>Total checks paid</b>					

\* Gap in check sequence.

**\$557,069.77 Total debits**

**Daily ledger balance summary**

<i>Date</i>	<i>Balance</i>	<i>Date</i>	<i>Balance</i>	<i>Date</i>	<i>Balance</i>
08/31	2,579,044.16	09/11	2,418,527.45	09/23	2,421,592.32
09/02	2,578,763.68	09/14	2,697,949.62	09/24	2,421,672.32
09/03	2,541,191.61	09/16	2,697,837.43	09/25	2,390,551.28
09/04	2,506,524.67	09/17	2,561,593.06	09/28	2,387,437.03
09/08	2,497,460.20	09/18	2,494,509.34	09/29	2,391,048.38
09/09	2,375,454.42	09/21	2,444,004.55	09/30	2,390,567.77
09/10	2,419,133.91	09/22	2,430,581.11		
<b>Average daily ledger balance</b>		<b>\$2,483,865.80</b>			

Statement Date 09/30/2020

Cash Object 11010

Status Posted

Journal Entry # CA21-00007

Bank Statement Ending Balance	2,390,567.77	Service Charge	168.02
Less: Uncleared Payments	12,672.60	Interest Earned	0.00
Add: Uncleared Deposits	0.00		
Add: Uncleared Other	0.00	Cleared Payments	505,591.46
Adjusted Bank Balance	2,377,895.17	Cleared Deposits	317,940.06
System Cash Balance	2,377,895.17	Cleared Other	168.02-
Add: Unposted Charges and Interest	0.00		
Revised System Cash Balance	2,377,895.17	Submitted By	DLINGAT, 10/05/2020
Difference	0.00	Posted By	ALERNER, 10/05/2020

Uncleared Payments

Issued	Check #	Check Amount	Pay To Name	Vendor ID	Emp ID	Bank Acct
04/03/20	11990	240.00	Family Engagement Inst PTA	010106		130MAIN
05/01/20	12004	219.22	NM Child Supp Enforc Agency	901001		130MAIN
05/12/20	12012	200.00	Metropolitan Life Insurance	901002		130MAIN
05/15/20	12028	219.22	NM Child Supp Enforc Agency	901001		130MAIN
05/29/20	12036	219.22	NM Child Supp Enforc Agency	901001		130MAIN
06/19/20	12070	300.00	Metropolitan Life Insurance	901002		130MAIN
06/23/20	12081	17.66	Alyssa R. Apodaca		000111	130MAIN
06/26/20	12082	1.47	Alyssa R. Apodaca		000111	130MAIN
06/26/20	12083	14.00	Marissa A. Chavez		000190	130MAIN
06/26/20	12084	22.68	Ludyvina Gomez		000114	130MAIN
06/26/20	12085	33.96	Yara D. Hernandez-Rix		000175	130MAIN
06/26/20	12086	45.90	Manuel Roberto Muro-Terrazas		000125	130MAIN
07/24/20	12136	86.78	Luis A. Renteria		000147	130MAIN
08/02/20	12143	2,800.00	3P Learning Inc	010174		130MAIN
08/07/20	12150	656.97	Marta Martin-Alonso		000136	130MAIN
08/07/20	12155	45,750.08	Association of Charter School Education Ser	000635		130MAIN
08/07/20	12156	878.48	Cooperative Educational Services	000070		130MAIN
08/07/20	12157	676.93	De Lage Landen Financial Services	000411		130MAIN
08/21/20	12170	2,681.46	Gina Gonzalez-Young		000227	130MAIN
09/04/20	12224	45,750.08	Association of Charter School Education Ser	000635		130MAIN
09/05/20	12228	656.97	Marta Martin-Alonso		000136	130MAIN
09/11/20	12260	47.37	Pre-Paid Legal Services, Inc.	901000		130MAIN
09/11/20	12261	37.90	Pre-Paid Legal Services, Inc.	901000		130MAIN
09/17/20	12249	35,000.00	Saylor Family Trust, LLC	000555		130MAIN
09/17/20	12250	505.33	Saylor Family Trust, LLC	000555		130MAIN
09/17/20	12259	37.90	Pre-Paid Legal Services, Inc.	901000		130MAIN

Selection Grouped by Org, Cash Object, Statement Date - Sorted by Item date, Item #, (Org = 130, Cash Object IN ('11010'), Bank Statement Date = 9/30/2020, Uncleared Only? = No)



Statement Date 09/30/2020

Cash Object 11010

Status Posted

Journal Entry # CA21-00007

Uncleared Payments (continued)

Issued	Check #	Check Amount	Pay To Name	Vendor ID	Emp ID	Bank Acct
09/23/20	12262	329.50	Albuquerque Public Schools Graphics	000106		130MAIN
09/23/20	12264	100.00	Barbara Skelec	010171		130MAIN
09/23/20	12267	1,389.45	De Lage Landen Financial Services	000411		130MAIN
09/23/20	12268	38.00	Ephesus Office Technologies	000209		130MAIN
09/30/20	12273	806.56	ABCWUA	000221		130MAIN
09/30/20	12274	560.96	Amaros Carpet Cleaning	010114		130MAIN
09/30/20	12275	27.66	Barbara Bustos	010154		130MAIN
09/30/20	12276	120.00	Barbara Skelec	010171		130MAIN
09/30/20	12277	1,809.33	Brady Industries, LLC	000620		130MAIN
09/30/20	12278	198.16	Lynda Martinez	010145		130MAIN
09/30/20	12279	68.24	Ortiz-Mingorance, Nuria	901006		130MAIN
		<b>142,547.44</b>				

Uncleared Other

Effective	JE #	Amount	JE Comment	Bank Acct
06/30/20	CA20-00015	0.40		
06/30/20	CA20-00016	0.40-		
06/30/20	CA20-00017	35.98-		
06/30/20	CA20-00018	35.98		
		<b>0.00</b>		

Cleared Payments

Issued	Check #	Check Amount	Cleared Amount	Difference	Cleared	Pay To Name	Vendor ID	Emp ID	Bank Acct
07/30/20	12140	415.56	415.56		09/30/20	American Family Life	901012		130MAIN
08/18/20	12161	280.48	280.48		09/30/20	Ephesus Office Technologies	000209		130MAIN
08/21/20	12175	751.86	751.86		09/30/20	Biri D. Marquez		000222	130MAIN
08/31/20	12191	53.88	53.88		09/30/20	NM Gas Company	000558		130MAIN
08/31/20	12192	100.00	100.00		09/30/20	Virginia Hernandez	010103		130MAIN
09/02/20	12195	207.18	207.18		09/30/20	Safeguard Business Systems	000015		130MAIN
09/02/20	12196	798.61	798.61		09/30/20	ABCWUA	000221		130MAIN
09/02/20	12197	280.48	280.48		09/30/20	Amaros Carpet Cleaning	010114		130MAIN
09/02/20	12198	595.00	595.00		09/30/20	CNM Ingenuity, Inc	010177		130MAIN
09/02/20	12199	451.48	451.48		09/30/20	Learning A-Z	000473		130MAIN
09/02/20	12200	106.23	106.23		09/30/20	Verizon Wireless	000206		130MAIN
09/02/20	12201	3,602.00	3,602.00		09/30/20	Standard Restaruant Equipment Co.	000719		130MAIN
09/02/20	12202	112.19	112.19		09/30/20	Orkin Pest Control	000697		130MAIN
09/02/20	12203	112.19	112.19		09/30/20	Orkin Pest Control	000697		130MAIN

Selection Grouped by Org, Cash Object, Statement Date - Sorted by Item date, Item #, (Org = 130, Cash Object IN ('11010'), Bank Statement Date = 9/30/2020, Uncleared Only? = No)



Statement Date 09/30/2020

Cash Object 11010

Status Posted

Journal Entry # CA21-00007

Cleared Payments (continued)

Issued	Check #	Check Amount	Cleared Amount	Difference	Cleared	Pay To Name	Vendor ID	Emp ID	Bank Acct
09/02/20	12204	49,950.00	49,950.00		09/30/20	Association of Charter School Education Ser	000635		130MAIN
09/03/20	12193	1,842.77	1,842.77		09/30/20	Delia Herrera		000210	130MAIN
09/03/20	12194	635.93	635.93		09/30/20	EFTPS	900004		130MAIN
09/03/20	Batch 09/03/2020	3,867.29	3,867.29		09/30/20				130MAIN
09/04/20	12205	1,199.48	1,199.48		09/30/20	Barbara J. Bustos		000220	130MAIN
09/04/20	12206	1,235.24	1,235.24		09/30/20	Theresa A. Bustos		000218	130MAIN
09/04/20	12207	1,619.11	1,619.11		09/30/20	Ana V. Fernandez-Garcia		000141	130MAIN
09/04/20	12208	1,455.05	1,455.05		09/30/20	Alicia Garcia		000225	130MAIN
09/04/20	12209	691.52	691.52		09/30/20	Araceli Gutierrez		000062	130MAIN
09/04/20	12210	985.77	985.77		09/30/20	Melissa Y. Maestas		000207	130MAIN
09/04/20	12211	683.00	683.00		09/30/20	Biri D. Marquez		000222	130MAIN
09/04/20	12212	1,530.45	1,530.45		09/30/20	George Marquez		000221	130MAIN
09/04/20	12213	611.99	611.99		09/30/20	Sandra Martinez		000143	130MAIN
09/04/20	12214	1,894.94	1,894.94		09/30/20	Manuel Roberto Muro-Terrazas		000125	130MAIN
09/04/20	12215	1,535.99	1,535.99		09/30/20	Sandra E. Orozco		000216	130MAIN
09/04/20	12216	610.19	610.19		09/30/20	Luis A. Renteria		000147	130MAIN
09/04/20	12217	1,710.39	1,710.39		09/30/20	Maria C. Salcido		000209	130MAIN
09/04/20	12218	1,336.61	1,336.61		09/30/20	Joel Sandoval		000213	130MAIN
09/04/20	12219	1,345.07	1,345.07		09/30/20	Ana P. Vazquez		000172	130MAIN
09/04/20	12220	1,468.90	1,468.90		09/30/20	April A. Viscoli		000118	130MAIN
09/04/20	12221	640.96	640.96		09/30/20	Elena I. Zuniga De Meza		000206	130MAIN
09/04/20	12222	18,637.42	18,637.42		09/30/20	EFTPS	900004		130MAIN
09/04/20	12223	438.44	438.44		09/30/20	NM Child Supp Enforc Agency	901001		130MAIN
09/04/20	Batch 09/04/2020	38,158.26	38,158.26		09/30/20				130MAIN
09/09/20	12226	112.19	112.19		09/30/20	Orkin Pest Control	000697		130MAIN
09/09/20	Batch 09/09/2020	20,953.68	20,953.68		09/30/20				130MAIN
09/11/20	12227	367.44	367.44		09/30/20	American Family Life	901012		130MAIN
09/11/20	15781	200.00	200.00		09/30/20	Metropolitan Life Insurance	901002		130MAIN
09/11/20	Batch 09/11/2020	29,540.43	29,540.43		09/30/20				130MAIN
09/16/20	12229	45,750.08	45,750.08		09/30/20	Association of Charter School Education Ser	000635		130MAIN
09/16/20	12230	878.48	878.48		09/30/20	Cooperative Educational Services	000070		130MAIN
09/17/20	12231	963.00	963.00		09/30/20	Alpine Protection LLC	010013		130MAIN
09/17/20	12232	841.44	841.44		09/30/20	Amaros Carpet Cleaning	010114		130MAIN
09/17/20	12233	197.32	197.32		09/30/20	American Waste Removal, Inc	000573		130MAIN
09/17/20	12234	31,460.52	31,460.52		09/30/20	Association of Charter School Education Ser	000635		130MAIN

Selection Grouped by Org, Cash Object, Statement Date - Sorted by Item date, Item #, (Org = 130, Cash Object IN ('11010'), Bank Statement Date = 9/30/2020, Uncleared Only? = No)



Statement Date 09/30/2020

Cash Object 11010

Status Posted

Journal Entry # CA21-00007

**Cleared Payments (continued)**

Issued	Check #	Check Amount	Cleared Amount	Difference	Cleared	Pay To Name	Vendor ID	Emp ID	Bank Acct
09/17/20	12235	25.89	25.89		09/30/20	Barbara Bustos	010154		130MAIN
09/17/20	12236	6,871.64	6,871.64		09/30/20	Bilingual Multicultural Services, Inc.	000241		130MAIN
09/17/20	12237	4,916.40	4,916.40		09/30/20	Charter School Nursing Service	000251		130MAIN
09/17/20	12238	1,454.11	1,454.11		09/30/20	Ephesus Office Technologies	000209		130MAIN
09/17/20	12239	3,236.25	3,236.25		09/30/20	InAccord, P.C.	010081		130MAIN
09/17/20	12240	236.61	236.61		09/30/20	Pitney Bowes Purchase Power	000760		130MAIN
09/17/20	12241	2,901.50	2,901.50		09/30/20	PNM	000178		130MAIN
09/17/20	12242	3,693.08	3,693.08		09/30/20	PNM	000178		130MAIN
09/17/20	12243	11,470.01	11,470.01		09/30/20	Poweron Technology Services	010178		130MAIN
09/17/20	12244	4,709.54	4,709.54		09/30/20	Quill Corporation	000214		130MAIN
09/17/20	12245	35,000.00	35,000.00		09/30/20	Saylor Family Trust, LLC	000555		130MAIN
09/17/20	12246	505.33	505.33		09/30/20	Saylor Family Trust, LLC	000555		130MAIN
09/17/20	12247	35,000.00	35,000.00		09/30/20	Saylor Family Trust, LLC	000555		130MAIN
09/17/20	12248	505.33	505.33		09/30/20	Saylor Family Trust, LLC	000555		130MAIN
09/17/20	12251	17,671.00	17,671.00		09/30/20	Sunrise Hitek Group, LLC	010176		130MAIN
09/17/20	12252	450.00	450.00		09/30/20	SW Regional Education Cooperat	000391		130MAIN
09/17/20	12255	437.59	437.59		09/30/20	Jesus A Moncada	000111		130MAIN
09/17/20	12256	415.56	415.56		09/30/20	American Family Life	901012		130MAIN
09/17/20	12257	200.00	200.00		09/30/20	Metropolitan Life Insurance	901002		130MAIN
09/17/20	12258	200.00	200.00		09/30/20	Metropolitan Life Insurance	901002		130MAIN
09/18/20	12253	20,455.16	20,455.16		09/30/20	EFTPS	900004		130MAIN
09/18/20	12254	219.22	219.22		09/30/20	NM Child Supp Enforc Agency	901001		130MAIN
09/18/20	Batch 09/18/2020	65,233.71	65,233.71		09/30/20				130MAIN
09/23/20	12263	1,070.41	1,070.41		09/30/20	Association of Charter School Education Ser	000635		130MAIN
09/23/20	12265	2,437.31	2,437.31		09/30/20	Cooperative Educational Services	000070		130MAIN
09/23/20	12266	94.25	94.25		09/30/20	Cristian Campo	010101		130MAIN
09/23/20	12269	27.84	27.84		09/30/20	NM Gas Company	000558		130MAIN
09/23/20	12270	11,901.17	11,901.17		09/30/20	Rising Sun Technologies	010179		130MAIN
09/23/20	12271	555.45	555.45		09/30/20	Sandia Office Supply	000500		130MAIN
09/23/20	12272	480.61	480.61		09/30/20	School Nurse Supply, Inc.	000441		130MAIN
		<b>505,591.46</b>	<b>505,591.46</b>						

**Cleared Deposits**

Deposited	Deposit #	Deposit Amount	Cleared Amount	Difference	Cleared	Bank Acct
09/03/20	Batch 09/03/2020	1,276.00	1,276.00		09/30/20	130MAIN
09/14/20	Batch 09/14/2020	309,603.56	309,603.56		09/30/20	130MAIN

Selection Grouped by Org, Cash Object, Statement Date - Sorted by Item date, Item #, (Org = 130, Cash Object IN ('11010'), Bank Statement Date = 9/30/2020, Uncleared Only? = No)



Statement Date 09/30/2020

Cash Object 11010

Status Posted

Journal Entry # CA21-00007

**Cleared Deposits (continued)**

Deposited	Deposit #	Deposit Amount	Cleared Amount	Difference	Cleared	Bank Acct
09/21/20	Batch 09/21/2020	973.73	973.73		09/30/20	130MAIN
09/22/20	Batch 09/22/2020	38.11	38.11		09/30/20	130MAIN
09/29/20	Batch 09/29/2020	6,048.66	6,048.66		09/30/20	130MAIN
		<b>317,940.06</b>	<b>317,940.06</b>			

**Cleared Other**

Effective	JE #	Amount	Cleared Amount	Difference	Cleared	JE Comment	Bank Acct
09/30/20	CA21-00007	168.02-	168.02-		10/05/20		

As of 09/30/2020		Fiscal Year 2020/21 Actuals			
Resource	Beginning Balance	Revenue Activity	Expense Activity	Net Activity	Resulting Balance
Fund 11000 - Operational Fund	858,005.58	988,007.73	817,753.21	170,254.52	1,028,260.10
Fund 14000 - Inst. Materials Fund	3,088.37	.00	.00	.00	3,088.37
Fund 21000 - Food Services Fund	121,817.14	.00	3,350.44	3,350.44-	118,466.70
Fund 23000 - Non-Instruct. Fund	.00	75.60	.00	75.60	75.60
Fund 23001 - Athletic	2,455.60-	.00	.00	.00	2,455.60-
Fund 23003 - Chess Club	39.71	.00	.00	.00	39.71
Fund 23004 - Student Council	2,962.08	.00	.00	.00	2,962.08
Fund 23005 - Yearbook	2,109.50	.00	.00	.00	2,109.50
Fund 23006 - Cheer	140.02	.00	.00	.00	140.02
Fund 23007 - Sunshine	297.42	.00	.00	.00	297.42
Fund 23010 - Admin Discretionary Account	4,510.38	.00	.00	.00	4,510.38
Fund 23102 - General Activities	2,897.49	.00	.00	.00	2,897.49
Fund 24101 - Title I - IASA	86,477.32-	86,477.32	12,913.23	73,564.09	12,913.23-
Fund 24106 - IDEA-B Entitlement	49,145.53-	49,145.53	11,075.95	38,069.58	11,075.95-
Fund 24118 - Fresh Fruit & Vegetables	3,631.63-	6,048.66	.00	6,048.66	2,417.03
Fund 24153 - English Language Acquisition	4,541.00-	4,770.00	.00	4,770.00	229.00
Fund 24154 - Teach./Princp. Train & Recruit	8,245.00-	8,245.00	1,325.00	6,920.00	1,325.00-
Fund 24189 - Title IV	1,276.00-	1,276.00	.00	1,276.00	.00
Fund 24301 - CARES Act	.00	.00	99,607.93	99,607.93-	99,607.93-
Fund 25153 - Title XIX MEDICAID 3/21 Years	28,248.67	7,487.40	3,420.80	4,066.60	32,315.27
Fund 25171 - Child & Adult Food Program	30,413.21	.00	.00	.00	30,413.21
Fund 27107 - 2012 GOBond Std. Library SB-66	7,838.00-	7,838.00	.00	7,838.00	.00
Fund 27109 - Instructional Materials- GAA	3,500.58	.00	.00	.00	3,500.58
Fund 27130 - Career Information System	.00	500.00	.00	500.00	500.00
Fund 27149 - PreK Initiative					

Selection Grouped by Fund - Sorted by Resource, (Org = 130, As of Date = 9/30/2020, Actuals = Y, Enc = N, SACS Fund = N, SACS Rsrc = N, SACS = N, Restricted Accts = Y)

SCHOOLABILITY

Page 1 of 2

As of 09/30/2020		Fiscal Year 2020/21 Actuals			
Resource	Beginning Balance	Revenue Activity	Expense Activity	Net Activity	Resulting Balance
Fund 27149 - PreK Initiative	153,896.83-	153,860.85	23,989.84	129,871.01	24,025.82-
Fund 31200 - Public School Capital Outlay	145,628.00-	145,628.00	.00	145,628.00	.00
Fund 31600 - Capital Improv. HB 33	806,579.12	8,954.01	89.55	8,864.46	815,443.58
Fund 31701 - Capital Improv. SB9 Local	409,417.05	4,509.08	11,946.27	7,437.19-	401,979.86
Fund 31703 - SB9 State Match Cash	9,854.00	.00	.00	.00	9,854.00
<b>Total for Org</b>	<b>1,820,745.41</b>	<b>1,472,823.18</b>	<b>985,472.22</b>	<b>487,350.96</b>	<b>2,308,096.37</b>

Balances through 09/30/2020						Fiscal Year 2020/21	
Funds- Func- Obj ct - Pr gm- Locat n- JbCl - Opt nl	Description	Adopted Budget	Revised Budget	Encumbered	Expenditure	Account Balance	
<b>Funds 11000 - Operational, Func 1000 - Instruction</b>							
11000- 1000- 51100- 0000- 001118- 1611- 00000	SalariesExpense,SubsSickL	42,642.00	42,642.00			42,642.00	
11000- 1000- 51100- 1010- 001118- 1411- 00000	SalariesExpense,Teachers	705,330.00	577,854.00	527,774.78		50,079.22	
11000- 1000- 51100- 1010- 001118- 1413- 00000	SalariesExpense,TeachersE	65,754.00	41,412.00	41,411.24		.76	
11000- 1000- 51100- 1010- 001118- 1711- 00000	SalariesExpense,InstAsst1		17,665.00	17,664.92		.08	
11000- 1000- 51100- 1010- 001118- 1713- 00000	SalariesExpense,InstAsst-	8,819.00	54,387.00	54,815.02		428.02-	
11000- 1000- 51100- 1020- 001118- 1711- 00000	SalariesExpense,InstAsst1	52,000.00					
11000- 1000- 51100- 2000- 001118- 1412- 00000	SalariesExpense,Teachers	108,292.00	237,510.00	237,509.22		.78	
11000- 1000- 51100- 4010- 001118- 1413- 00000	SalariesExpense,TeachersE	52,223.00	153,345.00	153,344.88		.12	
11000- 1000- 51100- 4010- 001118- 1416- 00000	SalariesExpense,TeachersO	432,218.00	420,493.00	412,661.44	3,930.06	3,901.50	
11000- 1000- 51100- 4025- 001118- 1412- 00000	SalariesExpense,Teachers	136,082.00					
11000- 1000- 51100- 4025- 001118- 1713- 00000	SalariesExpense,InstAsst-	54,458.00					
11000- 1000- 51200- 1010- 001118- 1713- 00000	OvertimeExpense,InstAsst-	2,280.00	2,280.00			2,280.00	
11000- 1000- 51300- 1010- 001118- 1411- 00000	AddtnlCompenstn,Teachers	53,610.00	29,412.00	28,378.92	2,773.68	1,740.60-	
11000- 1000- 51300- 1010- 001118- 1411- 10000	AddtnlCompenstn,Teachers				913.00	913.00-	
11000- 1000- 51300- 1010- 001118- 1621- 00000	AddtnlCompenstn,Sum/After	1,000.00	1,000.00			1,000.00	
11000- 1000- 51300- 2000- 001118- 1412- 00000	AddtnlCompenstn,Teachers	6,500.00	6,500.00			6,500.00	
11000- 1000- 51300- 4010- 001118- 1416- 00000	AddtnlCompenstn,TeachersO	31,770.00	31,770.00	23,856.30		7,913.70	
11000- 1000- 51300- 4030- 001118- 0000- 00000	AddtnlCompenstn,NoJobClas	148,925.00	148,925.00			148,925.00	
11000- 1000- 51300- 4030- 001118- 1411- 00000	AddtnlCompenstn,Teachers		42,050.00		177,235.51	135,185.51-	
11000- 1000- 51300- 4030- 001118- 1711- 00000	AddtnlCompenstn,InstAsst1		2,782.00	578.80	8,905.55	6,702.35-	
11000- 1000- 51300- 4040- 001118- 0000- 00000	AddtnlCompenstn,NoJobClas	96,440.00	100.00			100.00	
11000- 1000- 51300- 4040- 001118- 1411- 00000	AddtnlCompenstn,Teachers		39,219.00		42,224.85	3,005.85-	
11000- 1000- 51300- 4040- 001118- 1711- 00000	AddtnlCompenstn,InstAsst1		2,554.00		2,553.87	.13	
11000- 1000- 51300- 9000- 001118- 1618- 00000	AddtnlCompenstn,Athletics	2,000.00	2,000.00			2,000.00	
11000- 1000- 52111- 0000- 001118- 0000- 00000	EducRetirement	13,468.00	13,468.00			13,468.00	
11000- 1000- 52111- 1010- 001118- 0000- 00000	EducRetirement	118,645.00	83,645.00	92,051.97	392.48	8,799.45-	
11000- 1000- 52111- 1010- 001118- 0000- 10000	EducRetirement				129.20	129.20-	
11000- 1000- 52111- 1020- 001118- 0000- 00000	EducRetirement	7,358.00	7,358.00			7,358.00	
11000- 1000- 52111- 2000- 001118- 0000- 00000	EducRetirement	16,245.00	25,032.00	33,607.34		8,575.34-	
11000- 1000- 52111- 4010- 001118- 0000- 00000	EducRetirement	65,408.00	82,896.00	81,787.61	556.10	552.29	
11000- 1000- 52111- 4025- 001118- 0000- 00000	EducRetirement	26,964.00	26,964.00			26,964.00	
11000- 1000- 52111- 4030- 001118- 0000- 00000	EducRetirement	21,082.00	21,082.00	81.90	26,070.94	5,070.84-	
11000- 1000- 52111- 4040- 001118- 0000- 00000	EducRetirement	13,663.00	13,663.00		6,068.20	7,594.80	
11000- 1000- 52111- 9000- 001118- 0000- 00000	EducRetirement	284.00	284.00			284.00	
11000- 1000- 52112- 0000- 001118- 0000- 00000	ERARetireeHlth	1,904.00	1,904.00			1,904.00	
11000- 1000- 52112- 1010- 001118- 0000- 00000	ERARetireeHlth	16,777.00	16,777.00	13,010.18	55.47	3,711.35	

Selection Grouped by Account Type, Filtered by User Permissions, (Org = 130, Online/Offline = N, Period = 3, UnPosted JEs? = N, Assets and Liabilities? = N, Restricted Accts? = Y, Funds = 1.8, Objct = 5, Obj Digits = 0, Page Break Lvl = )

Balances through 09/30/2020						Fiscal Year 2020/21	
Funds- Func- Obj ct - Pr gm- Locat n- JbCl - Opt nl	Description	Adopted Budget	Revised Budget	Encumbered	Expenditure	Account Balance	
<b>Funds 11000 - Operational, Func 1000 - Instruction (continued)</b>							
11000- 1000- 52112- 1010- 001118- 0000- 10000	ERARetireeHlth				18.26	18.26-	
11000- 1000- 52112- 1020- 001118- 0000- 00000	ERARetireeHlth	1,040.00	1,040.00			1,040.00	
11000- 1000- 52112- 2000- 001118- 0000- 00000	ERARetireeHlth	2,296.00	4,751.00	4,750.20		.80	
11000- 1000- 52112- 4010- 001118- 0000- 00000	ERARetireeHlth	9,249.00	11,717.00	11,560.26	78.60	78.14	
11000- 1000- 52112- 4025- 001118- 0000- 00000	ERARetireeHlth	3,814.00	3,814.00			3,814.00	
11000- 1000- 52112- 4030- 001118- 0000- 00000	ERARetireeHlth	2,985.00	2,985.00	11.58	3,722.84	749.42-	
11000- 1000- 52112- 4040- 001118- 0000- 00000	ERARetireeHlth	1,939.00	1,939.00		895.54	1,043.46	
11000- 1000- 52112- 9000- 001118- 0000- 00000	ERARetireeHlth	40.00	40.00			40.00	
11000- 1000- 52210- 0000- 001118- 0000- 00000	FICA Payments	5,902.00	5,902.00			5,902.00	
11000- 1000- 52210- 1010- 001118- 0000- 00000	FICA Payments	51,983.00	51,983.00	41,481.10	171.97	10,329.93	
11000- 1000- 52210- 1010- 001118- 0000- 10000	FICA Payments				56.60	56.60-	
11000- 1000- 52210- 1020- 001118- 0000- 00000	FICA Payments	3,224.00	3,224.00			3,224.00	
11000- 1000- 52210- 2000- 001118- 0000- 00000	FICA Payments	7,118.00	14,726.00	14,725.62		.38	
11000- 1000- 52210- 4010- 001118- 0000- 00000	FICA Payments	28,659.00	36,894.00	36,407.71	243.66	242.63	
11000- 1000- 52210- 4025- 001118- 0000- 00000	FICA Payments	11,816.00	11,816.00			11,816.00	
11000- 1000- 52210- 4030- 001118- 0000- 00000	FICA Payments	9,242.00	9,242.00	35.89	11,513.50	2,307.39-	
11000- 1000- 52210- 4040- 001118- 0000- 00000	FICA Payments	5,997.00	5,997.00		2,775.43	3,221.57	
11000- 1000- 52210- 9000- 001118- 0000- 00000	FICA Payments	124.00	124.00			124.00	
11000- 1000- 52220- 0000- 001118- 0000- 00000	MedicarePaymnts	1,381.00	1,381.00			1,381.00	
11000- 1000- 52220- 1010- 001118- 0000- 00000	MedicarePaymnts	12,175.00	12,175.00	9,701.27	40.22	2,433.51	
11000- 1000- 52220- 1010- 001118- 0000- 10000	MedicarePaymnts				13.23	13.23-	
11000- 1000- 52220- 1020- 001118- 0000- 00000	MedicarePaymnts	754.00	754.00			754.00	
11000- 1000- 52220- 2000- 001118- 0000- 00000	MedicarePaymnts	1,666.00	3,444.00	3,443.70		.30	
11000- 1000- 52220- 4010- 001118- 0000- 00000	MedicarePaymnts	6,712.00	8,628.00	8,514.11	56.98	56.91	
11000- 1000- 52220- 4025- 001118- 0000- 00000	MedicarePaymnts	2,767.00	2,767.00			2,767.00	
11000- 1000- 52220- 4030- 001118- 0000- 00000	MedicarePaymnts	2,167.00	2,167.00	8.39	2,692.65	534.04-	
11000- 1000- 52220- 4040- 001118- 0000- 00000	MedicarePaymnts	1,415.00	1,415.00		649.10	765.90	
11000- 1000- 52220- 9000- 001118- 0000- 00000	MedicarePaymnts	30.00	30.00			30.00	
11000- 1000- 52311- 0000- 001118- 0000- 00000	Hth&MedPremiums				5,583.81	5,583.81-	
11000- 1000- 52311- 1010- 001118- 0000- 00000	Hth&MedPremiums	60,074.00	60,074.00	44,163.60		15,910.40	
11000- 1000- 52311- 1020- 001118- 0000- 00000	Hth&MedPremiums	12,803.00	12,803.00			12,803.00	
11000- 1000- 52311- 2000- 001118- 0000- 00000	Hth&MedPremiums	17,376.00	17,376.00	14,943.84		2,432.16	
11000- 1000- 52311- 4010- 001118- 0000- 00000	Hth&MedPremiums	45,456.00	45,456.00	33,402.24		12,053.76	
11000- 1000- 52311- 4025- 001118- 0000- 00000	Hth&MedPremiums	5,335.00	5,335.00			5,335.00	
11000- 1000- 52312- 0000- 001118- 0000- 00000	Life	114.00	114.00		230.07	116.07-	
11000- 1000- 52312- 1010- 001118- 0000- 00000	Life	855.00	903.00	902.40	9.40-	10.00	

Selection Grouped by Account Type, Filtered by User Permissions, (Org = 130, Online/Offline = N, Period = 3, UnPosted JEs? = N, Assets and Liabilities? = N, Restricted Accts? = Y, Funds = 1.8, Objct = 5, Obj Digits = 0, Page Break Lvl = )

Balances through 09/30/2020						Fiscal Year 2020/21	
Funds- Func- Obj ct - Pr gm- Locat n- Jb Cl - Opt nl	Description	Adopted Budget	Revised Budget	Encumbered	Expenditure	Account Balance	
<b>Funds 11000 - Operational, Func 1000 - Instruction (continued)</b>							
11000- 1000- 52312- 1020- 001118- 0000- 00000	Life	57.00	57.00			57.00	
11000- 1000- 52312- 2000- 001118- 0000- 00000	Life	114.00	278.00	282.00		4.00-	
11000- 1000- 52312- 4010- 001118- 0000- 00000	Life	456.00	621.00	613.35	4.70	2.95	
11000- 1000- 52312- 4025- 001118- 0000- 00000	Life	342.00	342.00			342.00	
11000- 1000- 52313- 0000- 001118- 0000- 00000	Dental				277.60	277.60-	
11000- 1000- 52313- 1010- 001118- 0000- 00000	Dental	2,655.00	2,681.00	2,680.56	42.76-	43.20	
11000- 1000- 52313- 1020- 001118- 0000- 00000	Dental	308.00	308.00			308.00	
11000- 1000- 52313- 2000- 001118- 0000- 00000	Dental	514.00	598.00	597.84		.16	
11000- 1000- 52313- 4010- 001118- 0000- 00000	Dental	1,317.00	1,606.00	1,605.60		.40	
11000- 1000- 52313- 4025- 001118- 0000- 00000	Dental	719.00	719.00			719.00	
11000- 1000- 52314- 0000- 001118- 0000- 00000	Vision				70.18	70.18-	
11000- 1000- 52314- 1010- 001118- 0000- 00000	Vision	520.00	520.00	431.28	6.26	82.46	
11000- 1000- 52314- 1020- 001118- 0000- 00000	Vision	102.00	102.00			102.00	
11000- 1000- 52314- 2000- 001118- 0000- 00000	Vision	148.00	163.00	165.84		2.84-	
11000- 1000- 52314- 4010- 001118- 0000- 00000	Vision	484.00	484.00	354.72		129.28	
11000- 1000- 52314- 4025- 001118- 0000- 00000	Vision	165.00	165.00			165.00	
11000- 1000- 52315- 0000- 001118- 0000- 00000	Disability	176.00	176.00		105.24	70.76	
11000- 1000- 52315- 1010- 001118- 0000- 00000	Disability	1,335.00	1,335.00	966.04	6.36	362.60	
11000- 1000- 52315- 1020- 001118- 0000- 00000	Disability	288.00	288.00			288.00	
11000- 1000- 52315- 2000- 001118- 0000- 00000	Disability	348.00	454.00	457.44		3.44-	
11000- 1000- 52315- 4010- 001118- 0000- 00000	Disability	576.00	576.00	220.08		355.92	
11000- 1000- 52315- 4025- 001118- 0000- 00000	Disability	399.00	399.00			399.00	
11000- 1000- 52500- 0000- 001118- 0000- 00000	UnemploymntComp	170.00	170.00		.10-	170.10	
11000- 1000- 52500- 1010- 001118- 0000- 00000	UnemploymntComp	1,275.00	1,275.00	1,265.45		9.55	
11000- 1000- 52500- 1010- 001118- 0000- 10000	UnemploymntComp				.44	.44-	
11000- 1000- 52500- 1020- 001118- 0000- 00000	UnemploymntComp	85.00	85.00			85.00	
11000- 1000- 52500- 2000- 001118- 0000- 00000	UnemploymntComp	170.00	492.00	496.45		4.45-	
11000- 1000- 52500- 4010- 001118- 0000- 00000	UnemploymntComp	680.00	966.00	957.27		8.73	
11000- 1000- 52500- 4025- 001118- 0000- 00000	UnemploymntComp	510.00	510.00			510.00	
11000- 1000- 52500- 4030- 001118- 0000- 00000	UnemploymntComp		60.00	1.91	157.77	99.68-	
11000- 1000- 52500- 4040- 001118- 0000- 00000	UnemploymntComp		39.00		38.54	.46	
11000- 1000- 52710- 0000- 001118- 0000- 00000	WorkersCompPrem	1,214.00	1,214.00		1,214.00		
11000- 1000- 52710- 1010- 001118- 0000- 00000	WorkersCompPrem	9,942.00	10,062.00		10,062.00		
11000- 1000- 52710- 1020- 001118- 0000- 00000	WorkersCompPrem	663.00	663.00		663.00		
11000- 1000- 52710- 2000- 001118- 0000- 00000	WorkersCompPrem	1,381.00	1,381.00		1,381.00		
11000- 1000- 52710- 4010- 001118- 0000- 00000	WorkersCompPrem	5,506.00	5,506.00		5,506.00		

Selection Grouped by Account Type, Filtered by User Permissions, (Org = 130, Online/Offline = N, Period = 3, UnPosted JEs? = N, Assets and Liabilities? = N, Restricted Accts? = Y, Funds = 1.8, Objct = 5, Obj Digits = 0, Page Break Lvl = )

Balances through 09/30/2020						Fiscal Year 2020/21	
Funds- Func- Obj ct - Pr gm- Locat n- Jb Cl - Opt nl	Description	Adopted Budget	Revised Budget	Encumbered	Expenditure	Account Balance	
<b>Funds 11000 - Operational, Func 1000 - Instruction (continued)</b>							
11000- 1000- 52710- 4025- 001118- 0000- 00000	WorkersCompPrem	2,432.00	2,432.00		2,432.00		
11000- 1000- 52720- 0000- 001118- 0000- 00000	WorkrsCompERFee	20.00	20.00			20.00	
11000- 1000- 52720- 1010- 001118- 0000- 00000	WorkrsCompERFee	150.00	166.00	165.60		.40	
11000- 1000- 52720- 1020- 001118- 0000- 00000	WorkrsCompERFee	10.00	10.00			10.00	
11000- 1000- 52720- 2000- 001118- 0000- 00000	WorkrsCompERFee	20.00	46.00	46.00			
11000- 1000- 52720- 4010- 001118- 0000- 00000	WorkrsCompERFee	80.00	102.00	98.90	2.30	.80	
11000- 1000- 52720- 4025- 001118- 0000- 00000	WorkrsCompERFee	60.00	60.00			60.00	
11000- 1000- 53330- 1010- 001118- 0000- 00000	ProfessDevelop		3,820.00	2,970.00	3,370.00	2,520.00-	
11000- 1000- 53330- 4040- 001118- 0000- 00000	ProfessDevelop	29,398.00	29,398.00	5,000.00		24,398.00	
11000- 1000- 53711- 1010- 001118- 0000- 00000	Other Charges	1,000.00	1,000.00	414.00		586.00	
11000- 1000- 53711- 9000- 001118- 0000- 00000	Other Charges	1,400.00	1,400.00			1,400.00	
11000- 1000- 55817- 1010- 001118- 0000- 00000	Student Travel	10,432.00	10,432.00			10,432.00	
11000- 1000- 55819- 1010- 001118- 0000- 00000	EmpTravTeachers		1,000.00	1,000.00			
11000- 1000- 55915- 1010- 001118- 0000- 00000	OthContractSvcs	27,061.00	27,061.00	20,000.00		7,061.00	
11000- 1000- 55915- 4040- 001118- 0000- 00000	OthContractSvcs	20,000.00	20,000.00			20,000.00	
11000- 1000- 55915- 9000- 001118- 0000- 00000	OthContractSvcs	5,000.00	5,000.00			5,000.00	
11000- 1000- 56112- 1010- 001118- 0000- 00000	Other Textbooks	75,577.00	165,728.00	57,608.13	111,614.20	3,494.33-	
11000- 1000- 56113- 1010- 001118- 0000- 00000	Software	3,650.00	37,599.00	37,147.24	451.48	.28	
11000- 1000- 56113- 4040- 001118- 0000- 00000	Software	3,800.00	3,800.00			3,800.00	
11000- 1000- 56118- 0000- 001118- 0000- 00000	GenSuppliesMats			100.00		100.00-	
11000- 1000- 56118- 1010- 001118- 0000- 00000	GenSuppliesMats	20,000.00	20,000.00	3,461.95	762.70	15,775.35	
11000- 1000- 56118- 4040- 001118- 0000- 00000	GenSuppliesMats	34,600.00	34,600.00		110.51	34,489.49	
11000- 1000- 57331- 1010- 001118- 0000- 00000	FixedAssets>\$5k	506,108.00	506,108.00			506,108.00	
11000- 1000- 57332- 1010- 001118- 0000- 00000	SupplAssets<\$5k	12,650.00	12,650.00	1,910.95	379.99	10,359.06	
<b>Total for Func 1000 and Expense accounts</b>		<b>3,404,716.00</b>	<b>3,404,716.00</b>	<b>2,083,605.03</b>	<b>439,115.38</b>	<b>881,995.59</b>	
<b>Funds 11000 - Operational, Func 2100 - SuppSvcsStudnts</b>							
11000- 2100- 51100- 2000- 001118- 1214- 00000	SalariesExpense,Couns-Soc		50,514.00	50,513.32		.68	
11000- 2100- 51100- 4025- 001118- 1214- 00000	SalariesExpense,Couns-Soc	109,214.00	109,214.00			109,214.00	
11000- 2100- 51300- 0000- 001118- 1211- 00000	AddtnlCompenstn,CoordSubS		16,909.00	16,908.06		.94	
11000- 2100- 51300- 2000- 001118- 1211- 00000	AddtnlCompenstn,CoordSubS	3,000.00	5,001.00	5,000.06		.94	
11000- 2100- 51300- 2000- 001118- 1214- 00000	AddtnlCompenstn,Couns-Soc	3,250.00	3,250.00		2,525.68	724.32	
11000- 2100- 52111- 2000- 001118- 0000- 00000	EducRetirement	885.00	7,148.00	7,147.66	357.38	357.04-	
11000- 2100- 52111- 4025- 001118- 0000- 00000	EducRetirement	15,454.00	15,454.00			15,454.00	
11000- 2100- 52112- 2000- 001118- 0000- 00000	ERARetireeHlth	125.00	1,011.00	1,010.36	50.51	49.87-	
11000- 2100- 52112- 4025- 001118- 0000- 00000	ERARetireeHlth	2,185.00	2,185.00			2,185.00	
11000- 2100- 52210- 0000- 001118- 0000- 00000	FICA Payments		1,049.00	1,048.32		.68	

Selection Grouped by Account Type, Filtered by User Permissions, (Org = 130, Online/Offline = N, Period = 3, UnPosted JEs? = N, Assets and Liabilities? = N, Restricted Accts? = Y, Funds = 1.8, Objct = 5, Obj Digits = 0, Page Break Lvl = )

Balances through 09/30/2020						Fiscal Year 2020/21	
Funds- Func- Obj ct - Pr gm- Locat n- Jb Cl - Opt nl	Description	Adopted Budget	Revised Budget	Encumbered	Expenditure	Account Balance	
<b>Funds 11000 - Operational, Func 2100 - SuppSvcsStudnts (continued)</b>							
11000- 2100- 52210- 2000- 001118- 0000- 00000	FICA Payments	388.00	3,442.00	3,441.62	156.59	156.21-	
11000- 2100- 52210- 4025- 001118- 0000- 00000	FICA Payments	6,772.00	6,772.00			6,772.00	
11000- 2100- 52220- 0000- 001118- 0000- 00000	MedicarePaymnts		246.00	245.18		.82	
11000- 2100- 52220- 2000- 001118- 0000- 00000	MedicarePaymnts	92.00	805.00	804.96	36.62	36.58-	
11000- 2100- 52220- 4025- 001118- 0000- 00000	MedicarePaymnts	1,585.00	1,585.00			1,585.00	
11000- 2100- 52311- 0000- 001118- 0000- 00000	Hth&MedPremiums				361.20	361.20-	
11000- 2100- 52311- 2000- 001118- 0000- 00000	Hth&MedPremiums		5,202.00	5,513.28		311.28-	
11000- 2100- 52311- 4025- 001118- 0000- 00000	Hth&MedPremiums	9,672.00	9,672.00			9,672.00	
11000- 2100- 52312- 0000- 001118- 0000- 00000	Life				50.60-	50.60	
11000- 2100- 52312- 2000- 001118- 0000- 00000	Life		57.00	56.40		.60	
11000- 2100- 52312- 4025- 001118- 0000- 00000	Life	114.00	114.00			114.00	
11000- 2100- 52313- 0000- 001118- 0000- 00000	Dental				14.30	14.30-	
11000- 2100- 52313- 2000- 001118- 0000- 00000	Dental		206.00	205.92		.08	
11000- 2100- 52313- 4025- 001118- 0000- 00000	Dental	310.00	310.00			310.00	
11000- 2100- 52314- 0000- 001118- 0000- 00000	Vision				3.13	3.13-	
11000- 2100- 52314- 2000- 001118- 0000- 00000	Vision		46.00	45.12	3.76	2.88-	
11000- 2100- 52314- 4025- 001118- 0000- 00000	Vision	92.00	92.00			92.00	
11000- 2100- 52315- 0000- 001118- 0000- 00000	Disability				12.09	12.09-	
11000- 2100- 52315- 2000- 001118- 0000- 00000	Disability		145.00	174.02	.01	29.03-	
11000- 2100- 52315- 4025- 001118- 0000- 00000	Disability	367.00	367.00			367.00	
11000- 2100- 52500- 0000- 001118- 0000- 00000	UnemploymntComp			32.29		32.29-	
11000- 2100- 52500- 2000- 001118- 0000- 00000	UnemploymntComp		96.00	96.30		.30-	
11000- 2100- 52500- 4025- 001118- 0000- 00000	UnemploymntComp	170.00	170.00			170.00	
11000- 2100- 52710- 4025- 001118- 0000- 00000	WorkersCompPrem	1,392.00	1,392.00		1,392.00		
11000- 2100- 52720- 4025- 001118- 0000- 00000	WorkrsCompERFee	20.00	20.00			20.00	
11000- 2100- 53211- 2000- 001118- 0000- 00000	DiagsContracted	15,853.00	15,853.00	5,639.18	2,237.31	7,976.51	
11000- 2100- 53212- 2000- 001118- 0000- 00000	SpeechThrpsCont	24,859.00	24,859.00	7,468.05	4,697.95	12,693.00	
11000- 2100- 53213- 2000- 001118- 0000- 00000	OccThrpstCont	12,166.00	12,166.00	22,685.31	2,173.69	12,693.00-	
11000- 2100- 53414- 0000- 001118- 0000- 00000	OthProfTechSvcs		3,900.00	3,900.00			
11000- 2100- 53711- 0000- 001118- 0000- 00000	Other Charges			120.00		120.00-	
11000- 2100- 55915- 2000- 001118- 0000- 00000	OthContractSvcs		9,330.00		9,329.47	.53	
11000- 2100- 55915- 4025- 001118- 0000- 00000	OthContractSvcs	9,000.00	9,000.00	54,963.60	4,916.40	50,880.00-	
11000- 2100- 56113- 0000- 001118- 0000- 00000	Software	8,000.00	8,000.00			8,000.00	
11000- 2100- 56118- 0000- 001118- 0000- 00000	GenSuppliesMats			80.00	20.00	100.00-	
11000- 2100- 56118- 4025- 001118- 0000- 00000	GenSuppliesMats	3,700.00	3,700.00	1,019.39	480.61	2,200.00	
11000- 2100- 57332- 4025- 001118- 0000- 00000	SupplAssets<\$5k	7,000.00	7,000.00			7,000.00	

Selection Grouped by Account Type, Filtered by User Permissions, (Org = 130, Online/Offline = N, Period = 3, UnPosted JEs? = N, Assets and Liabilities? = N, Restricted Accts? = Y, Funds = 1.8, Objct = 5, Obj Digits = 0, Page Break Lvl = )

Balances through 09/30/2020

Fiscal Year 2020/21

Funds- Func- Obj ct - Pr gm- Locat n- JbCl - Opt nl	Description	Adopted Budget	Revised Budget	Encumbered	Expenditure	Account Balance
<b>Total for Func 2100 and Expense accounts</b>		<b>235,665.00</b>	<b>336,282.00</b>	<b>188,118.40</b>	<b>28,718.10</b>	<b>119,445.50</b>
<b>Funds 11000 - Operational, Func 2200 - Suppt Svcs Inst</b>						
11000- 2200- 56113- 0000- 001118- 0000- 00000	Software	2,060.00	2,060.00			2,060.00
11000- 2200- 56118- 0000- 001118- 0000- 00000	GenSuppliesMats	3,237.00	3,237.00		657.04	2,579.96
<b>Total for Func 2200 and Expense accounts</b>		<b>5,297.00</b>	<b>5,297.00</b>	<b>.00</b>	<b>657.04</b>	<b>4,639.96</b>
<b>Funds 11000 - Operational, Func 2300 - SupptSvcs-Admin</b>						
11000- 2300- 51100- 0000- 001118- 1111- 00000	SalariesExpense,Superinte	120,000.00	105,207.00	84,974.19	20,231.95	.86
11000- 2300- 51300- 0000- 001118- 1111- 00000	AddtnlCompenstn,Superinte	4,464.00	4,464.00		3,753.75	710.25
11000- 2300- 52111- 0000- 001118- 0000- 00000	EducRetirement	17,612.00	16,061.00	12,023.76	3,393.96	643.28
11000- 2300- 52112- 0000- 001118- 0000- 00000	ERARetireeHlth	2,490.00	2,490.00	1,699.53	479.73	310.74
11000- 2300- 52210- 0000- 001118- 0000- 00000	FICA Payments	7,717.00	7,717.00	5,229.91	1,479.01	1,008.08
11000- 2300- 52220- 0000- 001118- 0000- 00000	MedicarePaymnts	1,805.00	1,805.00	1,223.14	345.90	235.96
11000- 2300- 52311- 0000- 001118- 0000- 00000	Hth&MedPremiums	14,362.00	14,362.00	11,086.88	1,350.54	1,924.58
11000- 2300- 52312- 0000- 001118- 0000- 00000	Life	57.00	57.00	44.65	22.78	10.43-
11000- 2300- 52313- 0000- 001118- 0000- 00000	Dental	616.00	616.00	487.54	833.73	705.27-
11000- 2300- 52314- 0000- 001118- 0000- 00000	Vision	102.00	102.00	80.56	9.89	11.55
11000- 2300- 52500- 0000- 001118- 0000- 00000	UnemploymntComp	85.00	85.00	85.12		.12-
11000- 2300- 52710- 0000- 001118- 0000- 00000	WorkersCompPrem	1,529.00	1,529.00		1,529.00	
11000- 2300- 52720- 0000- 001118- 0000- 00000	WorkrsCompERFee	10.00	10.00	6.90	2.30	.80
11000- 2300- 53411- 0000- 001118- 0000- 00000	Auditing	15,000.00	15,000.00	13,787.59	512.41	700.00
11000- 2300- 53413- 0000- 001118- 0000- 00000	Legal	30,136.00	32,363.00	29,126.25	3,236.25	.50
11000- 2300- 53711- 0000- 001118- 0000- 00000	Other Charges				88.00	88.00-
11000- 2300- 55400- 0000- 001118- 0000- 00000	Advertising	4,000.00	4,000.00			4,000.00
11000- 2300- 55812- 0000- 001118- 0000- 00000	Board Training		175.00		175.00	
<b>Total for Func 2300 and Expense accounts</b>		<b>219,985.00</b>	<b>206,043.00</b>	<b>159,856.02</b>	<b>37,444.20</b>	<b>8,742.78</b>
<b>Funds 11000 - Operational, Func 2400 - SupSvcsSchAdmin</b>						
11000- 2400- 51100- 0000- 001118- 1112- 00000	SalariesExpense,Principal	89,025.00				
11000- 2400- 51100- 0000- 001118- 1217- 00000	SalariesExpense,SecClerTe	83,100.00	83,100.00	68,242.46	12,407.72	2,449.82
11000- 2400- 51200- 0000- 001118- 1217- 00000	OvertimeExpense,SecClerTe	4,460.00	4,460.00			4,460.00
11000- 2400- 51300- 0000- 001118- 1112- 00000	AddtnlCompenstn,Principal	3,312.00	3,312.00			3,312.00
11000- 2400- 51300- 0000- 001118- 1211- 00000	AddtnlCompenstn,CoordSubS		621.00		620.17	.83
11000- 2400- 51300- 0000- 001118- 1217- 00000	AddtnlCompenstn,SecClerTe	8,574.00	8,574.00		1,419.20	7,154.80
11000- 2400- 52111- 0000- 001118- 0000- 00000	EducRetirement	26,674.00	11,701.00	9,656.24	2,044.26	.50
11000- 2400- 52112- 0000- 001118- 0000- 00000	ERARetireeHlth	3,775.00	1,655.00	1,365.10	289.00	.90
11000- 2400- 52210- 0000- 001118- 0000- 00000	FICA Payments	11,692.00	5,127.00	4,231.04	895.72	.24
11000- 2400- 52220- 0000- 001118- 0000- 00000	MedicarePaymnts	2,737.00	1,199.00	989.34	209.45	.21

Selection Grouped by Account Type, Filtered by User Permissions, (Org = 130, Online/Offline = N, Period = 3, UnPosted JE? = N, Assets and Liabilities? = N, Restricted Accts? = Y, Funds = 1.8, Objct = 5, Obj Digits = 0, Page Break Lvl = )

Balances through 09/30/2020						Fiscal Year 2020/21	
Funds- Func- Obj ct - Pr gm- Locat n- JbCl - Opt nl	Description	Adopted Budget	Revised Budget	Encumbered	Expenditure	Account Balance	
<b>Funds 11000 - Operational, Func 2400 - SupSvcsSchAdmin (continued)</b>							
11000- 2400- 52311- 0000- 001118- 0000- 00000	Hth&MedPremiums	4,954.00	4,368.00	4,015.00	591.37	238.37-	
11000- 2400- 52312- 0000- 001118- 0000- 00000	Life	228.00	228.00	141.00	35.88	51.12	
11000- 2400- 52313- 0000- 001118- 0000- 00000	Dental	224.00	224.00	186.00	27.90	10.10	
11000- 2400- 52314- 0000- 001118- 0000- 00000	Vision	49.00	49.00	40.80	6.11	2.09	
11000- 2400- 52315- 0000- 001118- 0000- 00000	Disability	89.00	89.00	74.10	28.22	13.32-	
11000- 2400- 52500- 0000- 001118- 0000- 00000	UnemploymntComp	340.00	340.00	190.45	35.31	114.24	
11000- 2400- 52710- 0000- 001118- 0000- 00000	WorkersCompPrem	2,196.00	2,196.00		2,196.00		
11000- 2400- 52720- 0000- 001118- 0000- 00000	WorkrsCompERFee	40.00	40.00	20.70	6.90	12.40	
11000- 2400- 53330- 0000- 001118- 0000- 00000	ProfessDevelop				200.00	200.00-	
11000- 2400- 53711- 0000- 001118- 0000- 00000	Other Charges	6,800.00	6,800.00			6,800.00	
11000- 2400- 54630- 0000- 001118- 0000- 00000	RentalCompEqpmt	10,864.00	10,864.00	8,924.55	1,353.86	585.59	
11000- 2400- 55813- 0000- 001118- 0000- 00000	EmpTravNonTeach	1,000.00	1,000.00			1,000.00	
11000- 2400- 55915- 0000- 001118- 0000- 00000	OthContractSvcs	17,394.00	17,394.00	4,695.38	2,546.41	10,152.21	
11000- 2400- 56118- 0000- 001118- 0000- 00000	GenSuppliesMats	6,800.00	7,845.00	4,520.81	5,298.96	1,974.77-	
<b>Total for Func 2400 and Expense accounts</b>		<b>284,327.00</b>	<b>171,186.00</b>	<b>107,292.97</b>	<b>30,212.44</b>	<b>33,680.59</b>	
<b>Funds 11000 - Operational, Func 2500 - Central Svcs</b>							
11000- 2500- 51100- 0000- 001118- 1511- 00000	SalariesExpense,Data Proc	26,000.00	26,000.00			26,000.00	
11000- 2500- 52111- 0000- 001118- 0000- 00000	EducRetirement	3,679.00	3,679.00			3,679.00	
11000- 2500- 52112- 0000- 001118- 0000- 00000	ERARetireeHlth	520.00	520.00			520.00	
11000- 2500- 52210- 0000- 001118- 0000- 00000	FICA Payments	1,612.00	1,612.00			1,612.00	
11000- 2500- 52220- 0000- 001118- 0000- 00000	MedicarePaymnts	377.00	377.00			377.00	
11000- 2500- 52312- 0000- 001118- 0000- 00000	Life	57.00	57.00		2.35-	59.35	
11000- 2500- 52500- 0000- 001118- 0000- 00000	UnemploymntComp	85.00	85.00			85.00	
11000- 2500- 52710- 0000- 001118- 0000- 00000	WorkersCompPrem	332.00	332.00		332.00		
11000- 2500- 52720- 0000- 001118- 0000- 00000	WorkrsCompERFee	10.00	10.00			10.00	
11000- 2500- 53414- 0000- 001118- 0000- 00000	OthProfTechSvcs	223,600.00	232,976.00	177,969.31	55,565.18	558.49-	
11000- 2500- 53711- 0000- 001118- 0000- 00000	Other Charges	10,030.00	10,030.00			10,030.00	
11000- 2500- 55915- 0000- 001118- 0000- 00000	OthContractSvcs	4,500.00	4,500.00	1,173.70	326.30	3,000.00	
11000- 2500- 56113- 0000- 001118- 0000- 00000	Software	22,850.00	22,850.00	6,959.99	10,946.13	4,943.88	
11000- 2500- 56118- 0000- 001118- 0000- 00000	GenSuppliesMats	1,826.00	1,826.00		207.18	1,618.82	
<b>Total for Func 2500 and Expense accounts</b>		<b>295,478.00</b>	<b>304,854.00</b>	<b>186,103.00</b>	<b>67,374.44</b>	<b>51,376.56</b>	
<b>Funds 11000 - Operational, Func 2600 - Op&amp;MaintofPlant</b>							
11000- 2600- 51100- 0000- 001118- 1615- 00000	SalariesExpense,Custodial	45,500.00	45,500.00	37,007.52	6,728.64	1,763.84	
11000- 2600- 51200- 0000- 001118- 1615- 00000	OvertimeExpense,Custodial				25.10	25.10-	
11000- 2600- 51300- 0000- 001118- 1217- 00000	AddtnlCompenstn,SecClerTe			17,860.00	3,840.00	21,700.00-	
11000- 2600- 51300- 0000- 001118- 1615- 00000	AddtnlCompenstn,Custodial	4,635.00	7,015.00		7,658.12	643.12-	

Selection Grouped by Account Type, Filtered by User Permissions, (Org = 130, Online/Offline = N, Period = 3, UnPosted JEs? = N, Assets and Liabilities? = N, Restricted Accts? = Y, Funds = 1.8, Objct = 5, Obj Digits = 0, Page Break Lvl = )

Balances through 09/30/2020						Fiscal Year 2020/21
Funds- Func- Obj ct - Pr gm- Locat n- JbCl - Opt nl	Description	Adopted Budget	Revised Budget	Encumbered	Expenditure	Account Balance
<b>Funds 11000 - Operational, Func 2600 - Op&amp;MaintofPlant (continued)</b>						
11000-2600-52111-0000-001118-0000-00000	EducRetirement	7,098.00	7,182.00	5,236.44	2,039.25	93.69-
11000-2600-52112-0000-001118-0000-00000	ERARetireeHlth	1,004.00	1,016.00	740.30	288.26	12.56-
11000-2600-52210-0000-001118-0000-00000	FICA Payments	3,111.00	3,147.00	3,401.70	1,131.61	1,386.31-
11000-2600-52220-0000-001118-0000-00000	MedicarePaymnts	729.00	736.00	795.55	264.65	324.20-
11000-2600-52311-0000-001118-0000-00000	Hth&MedPremiums	4,954.00	4,954.00	4,015.00	591.37	347.63
11000-2600-52312-0000-001118-0000-00000	Life	114.00	114.00	94.00	14.10	5.90
11000-2600-52313-0000-001118-0000-00000	Dental	224.00	224.00	186.00	27.90	10.10
11000-2600-52314-0000-001118-0000-00000	Vision	49.00	49.00	40.80	6.11	2.09
11000-2600-52500-0000-001118-0000-00000	UnemploymntComp	170.00	170.00	168.59	34.11	32.70-
11000-2600-52710-0000-001118-0000-00000	WorkersCompPrem	580.00	580.00		580.00	
11000-2600-52720-0000-001118-0000-00000	WorkrsCompERFee	20.00	20.00	13.80	4.60	1.60
11000-2600-53711-0000-001118-0000-00000	Other Charges		990.00	864.38	150.00	24.38-
11000-2600-54311-0000-001118-0000-00000	MntRepFrnFixEqp	1,826.00	1,826.00			1,826.00
11000-2600-54312-0000-001118-0000-00000	MntRepBlgsGrnds	8,960.00	8,960.00			8,960.00
11000-2600-54411-0000-001118-0000-00000	Electricity	46,872.00	46,872.00	39,089.55	7,782.45	
11000-2600-54412-0000-001118-0000-00000	NatGasBuildings	1,260.00	1,741.00	1,699.95	40.86	.19
11000-2600-54415-0000-001118-0000-00000	Water/Sewage	8,700.00	9,600.00	7,673.79	1,926.21	
11000-2600-54416-0000-001118-0000-00000	CommunicatnSvcs	6,500.00	12,700.00	11,994.66	705.34	
11000-2600-54610-0000-001118-0000-00000	RentLandBldngs	202,331.00	202,331.00	284,042.64	106,515.99	188,227.63-
11000-2600-55200-0000-001118-0000-00000	PropertyLiablns	50,608.00	50,608.00		50,608.00	
11000-2600-55915-0000-001118-0000-00000	OthContractSvcs	41,460.00	46,943.00	33,650.98	15,374.91	2,082.89-
11000-2600-56118-0000-001118-0000-00000	GenSuppliesMats	7,000.00	7,517.00	5,955.64	2,641.77	1,080.41-
11000-2600-57332-0000-001118-0000-00000	SupplAssets<\$5k	9,060.00	9,060.00	3,001.78	3,602.00	2,456.22
<b>Total for Func 2600 and Expense accounts</b>		<b>452,765.00</b>	<b>469,855.00</b>	<b>457,533.07</b>	<b>212,581.35</b>	<b>200,259.42-</b>
<b>Funds 11000 - Operational, Func 2700 - StudentTransptn</b>						
11000-2700-55200-0000-001118-0000-00000	PropertyLiablns	1,643.00	1,643.00		1,643.00	
<b>Total for Func 2700 and Expense accounts</b>		<b>1,643.00</b>	<b>1,643.00</b>	<b>.00</b>	<b>1,643.00</b>	<b>.00</b>
<b>Funds 11000 - Operational, Func 2900 - Oth Suppt Svcs</b>						
11000-2900-58211-0000-001118-0000-00000	TaxLiab/Penalty				7.26	7.26-
<b>Total for Func 2900 and Expense accounts</b>		<b>.00</b>	<b>.00</b>	<b>.00</b>	<b>7.26</b>	<b>7.26-</b>
<b>Funds 11000 - Operational, Func 3100 - FoodSvcsOpertns</b>						
11000-3100-56116-0000-001118-0000-00000	Food	2,000.00	2,000.00			2,000.00
<b>Total for Func 3100 and Expense accounts</b>		<b>2,000.00</b>	<b>2,000.00</b>	<b>.00</b>	<b>.00</b>	<b>2,000.00</b>
<b>Total for Funds 11000</b>		<b>4,901,876.00</b>	<b>4,901,876.00</b>	<b>3,182,508.49</b>	<b>817,753.21</b>	<b>901,614.30</b>

**Funds 21000 - Food Svcs, Func 3100 - FoodSvcsOpertns**

Selection Grouped by Account Type, Filtered by User Permissions, (Org = 130, Online/Offline = N, Period = 3, UnPosted JEs? = N, Assets and Liabilities? = N, Restricted Accts? = Y, Funds = 1.8, Objct = 5, Obj Digits = 0, Page Break Lvl = )

Balances through 09/30/2020					Fiscal Year 2020/21	
Funds- Func- Obj ct - Pr gm- Locat n- Jb Cl - Opt nl	Description	Adopted Budget	Revised Budget	Encumbered	Expenditure	Account Balance
<b>Funds 21000 - Food Svcs, Func 3100 - FoodSvcsOpertns</b>						
21000- 3100- 51100- 0000- 001118- 1217- 00000	SalariesExpense,SecClerTe	16,765.00	16,807.00	16,806.40		.60
21000- 3100- 51300- 0000- 001118- 1217- 00000	AddtnlCompenstn,SecClerTe	2,625.00	2,625.00		945.36	1,679.64
21000- 3100- 52111- 0000- 001118- 0000- 00000	EducRetirement	2,745.00	2,745.00	2,378.22	148.49	218.29
21000- 3100- 52112- 0000- 001118- 0000- 00000	ERARetireeHlth	389.00	389.00	336.18	20.99	31.83
21000- 3100- 52210- 0000- 001118- 0000- 00000	FICA Payments	1,203.00	1,203.00	1,042.08	65.06	95.86
21000- 3100- 52220- 0000- 001118- 0000- 00000	MedicarePaymnts	283.00	283.00	243.62	15.22	24.16
21000- 3100- 52312- 0000- 001118- 0000- 00000	Life	57.00	57.00	56.40	2.35	1.75-
21000- 3100- 52500- 0000- 001118- 0000- 00000	UnemploymntComp	85.00	85.00	55.38	3.46	26.16
21000- 3100- 52710- 0000- 001118- 0000- 00000	WorkersCompPrem	214.00	214.00		214.00	
21000- 3100- 52720- 0000- 001118- 0000- 00000	WorkrsCompERFee	10.00	10.00	9.20		.80
21000- 3100- 53330- 0000- 001118- 0000- 00000	ProfessDevelop		104.00		104.00	
21000- 3100- 54411- 0000- 001118- 0000- 00000	Electricity	6,696.00	6,696.00	5,584.22	1,111.78	
21000- 3100- 54412- 0000- 001118- 0000- 00000	NatGasBuildings	1,260.00	1,958.00	1,917.30	40.86	.16-
21000- 3100- 54415- 0000- 001118- 0000- 00000	Water/Sewage	2,200.00	2,400.00	1,918.45	481.55	
21000- 3100- 55915- 0000- 001118- 0000- 00000	OthContractSvcs	200,500.00	200,500.00	400,302.68	197.32	200,000.00-
21000- 3100- 56116- 0000- 001118- 0000- 00000	Food	5,000.00	3,956.00	5,000.00		1,044.00-
21000- 3100- 56118- 0000- 001118- 0000- 00000	GenSuppliesMats	3,750.00	3,750.00			3,750.00
21000- 3100- 57331- 0000- 001118- 0000- 00000	FixedAssets>\$5k	90,197.00	90,197.00			90,197.00
21000- 3100- 57332- 0000- 001118- 0000- 00000	SupplAssets<\$5k	6,000.00	6,000.00			6,000.00
<b>Total for Funds 21000, Func 3100 and Expense accounts</b>		<b>339,979.00</b>	<b>339,979.00</b>	<b>435,650.13</b>	<b>3,350.44</b>	<b>99,021.57-</b>
<b>Funds 23000 - Non-InstrectSupp, Func 1000 - Instruction</b>						
23000- 1000- 56118- 1010- 001118- 0000- 00000	GenSuppliesMats	19,713.00	19,713.00			19,713.00
<b>Total for Funds 23000, Func 1000 and Expense accounts</b>		<b>19,713.00</b>	<b>19,713.00</b>	<b>.00</b>	<b>.00</b>	<b>19,713.00</b>
<b>Funds 24101 - Title I - IASA, Func 1000 - Instruction</b>						
24101- 1000- 51100- 1010- 001118- 1411- 00000	SalariesExpense,Teachers	65,754.00	62,565.00	51,021.36		11,543.64
24101- 1000- 51300- 1010- 001118- 1411- 00000	AddtnlCompenstn,Teachers		3,189.00		5,739.84	2,550.84-
24101- 1000- 52111- 0000- 001118- 0000- 00000	EducRetirement	9,305.00	9,305.00			9,305.00
24101- 1000- 52111- 1010- 001118- 0000- 00000	EducRetirement			7,219.42	812.19	8,031.61-
24101- 1000- 52112- 0000- 001118- 0000- 00000	ERARetireeHlth	1,316.00	1,316.00			1,316.00
24101- 1000- 52112- 1010- 001118- 0000- 00000	ERARetireeHlth			1,020.50	114.80	1,135.30-
24101- 1000- 52210- 0000- 001118- 0000- 00000	FICA Payments	4,077.00	4,077.00			4,077.00
24101- 1000- 52210- 1010- 001118- 0000- 00000	FICA Payments			3,163.42	355.87	3,519.29-
24101- 1000- 52220- 0000- 001118- 0000- 00000	MedicarePaymnts	954.00	954.00			954.00
24101- 1000- 52220- 1010- 001118- 0000- 00000	MedicarePaymnts			739.70	83.23	822.93-
24101- 1000- 52311- 0000- 001118- 0000- 00000	Hth&MedPremiums	7,681.00	7,681.00			7,681.00

Selection Grouped by Account Type, Filtered by User Permissions, (Org = 130, Online/Offline = N, Period = 3, UnPosted JEs? = N, Assets and Liabilities? = N, Restricted Accts? = Y, Funds = 1.8, Objct = 5, Obj Digits = 0, Page Break Lvl = )

Balances through 09/30/2020						Fiscal Year 2020/21	
Funds- Func- Obj ct - Pr gm- Locat n- Jb Cl - Opt nl	Description	Adopted Budget	Revised Budget	Encumbered	Expenditure	Account Balance	
<b>Funds 24101 - Title I - IASA, Func 1000 - Instruction (continued)</b>							
24101- 1000- 52312- 0000- 001118- 0000- 00000	Life	46.00	46.00		10.31	35.69	
24101- 1000- 52312- 1010- 001118- 0000- 00000	Life			56.40		56.40-	
24101- 1000- 52313- 0000- 001118- 0000- 00000	Dental	314.00	314.00			314.00	
24101- 1000- 52314- 0000- 001118- 0000- 00000	Vision	61.00	61.00			61.00	
24101- 1000- 52315- 0000- 001118- 0000- 00000	Disability	177.00	177.00		13.52	163.48	
24101- 1000- 52315- 1010- 001118- 0000- 00000	Disability			156.96		156.96-	
24101- 1000- 52500- 0000- 001118- 0000- 00000	UnemploymntComp	68.00	68.00			68.00	
24101- 1000- 52710- 0000- 001118- 0000- 00000	WorkersCompPrem	838.00	838.00		838.00		
24101- 1000- 52720- 0000- 001118- 0000- 00000	WorkrsCompERFee	8.00	8.00			8.00	
24101- 1000- 53330- 1010- 001118- 0000- 00000	ProfessDevelop	2,000.00	2,000.00			2,000.00	
24101- 1000- 55817- 1010- 001118- 0000- 00000	Student Travel	1,009.00	1,009.00			1,009.00	
24101- 1000- 56113- 1010- 001118- 0000- 00000	Software	6,240.00	6,240.00			6,240.00	
24101- 1000- 57332- 1010- 001118- 0000- 00000	SupplAssets<\$5k	7,892.00	7,892.00			7,892.00	
<b>Total for Func 1000 and Expense accounts</b>		<b>107,740.00</b>	<b>107,740.00</b>	<b>63,377.76</b>	<b>7,967.76</b>	<b>36,394.48</b>	
<b>Funds 24101 - Title I - IASA, Func 2100 - SuppSvcsStudnts</b>							
24101- 2100- 51100- 0000- 001118- 1218- 00000	SalariesExpense,SchlStude	33,281.00	32,321.00	32,320.08		.92	
24101- 2100- 51300- 0000- 001118- 1218- 00000	AddtnlCompenstrn,SchlStude		960.00		3,636.00	2,676.00-	
24101- 2100- 52111- 0000- 001118- 0000- 00000	EducRetirement	4,710.00	4,710.00	4,573.40	514.49	377.89-	
24101- 2100- 52112- 0000- 001118- 0000- 00000	ERARetireeHlth	666.00	666.00	646.36	72.72	53.08-	
24101- 2100- 52210- 0000- 001118- 0000- 00000	FICA Payments	2,064.00	2,064.00	2,003.82	225.43	165.25-	
24101- 2100- 52220- 0000- 001118- 0000- 00000	MedicarePaymnts	483.00	483.00	468.52	52.72	38.24-	
24101- 2100- 52312- 0000- 001118- 0000- 00000	Life	57.00	57.00	56.40	8.11	7.51-	
24101- 2100- 52500- 0000- 001118- 0000- 00000	UnemploymntComp	85.00	85.00	86.04	12.00	13.04-	
24101- 2100- 52710- 0000- 001118- 0000- 00000	WorkersCompPrem	424.00	424.00		424.00		
24101- 2100- 52720- 0000- 001118- 0000- 00000	WorkrsCompERFee	10.00	10.00	9.20		.80	
24101- 2100- 53711- 0000- 001118- 0000- 00000	Other Charges	2,308.00	2,308.00			2,308.00	
<b>Total for Func 2100 and Expense accounts</b>		<b>44,088.00</b>	<b>44,088.00</b>	<b>40,163.82</b>	<b>4,945.47</b>	<b>1,021.29-</b>	
<b>Total for Funds 24101</b>		<b>151,828.00</b>	<b>151,828.00</b>	<b>103,541.58</b>	<b>12,913.23</b>	<b>35,373.19</b>	
<b>Funds 24106 - IDEABentitlemnt, Func 1000 - Instruction</b>							
24106- 1000- 51100- 2000- 001118- 1712- 00000	SalariesExpense,InstAsstS	42,790.00	42,790.00	58,991.66		16,201.66-	
24106- 1000- 51300- 2000- 001118- 1712- 00000	AddtnlCompenstrn,InstAsstS				8,514.97	8,514.97-	
24106- 1000- 52111- 0000- 001118- 0000- 00000	EducRetirement	6,056.00	6,056.00			6,056.00	
24106- 1000- 52111- 2000- 001118- 0000- 00000	EducRetirement			8,347.56	727.30	9,074.86-	
24106- 1000- 52112- 0000- 001118- 0000- 00000	ERARetireeHlth	857.00	857.00			857.00	
24106- 1000- 52112- 2000- 001118- 0000- 00000	ERARetireeHlth			1,180.14	170.29	1,350.43-	
Selection Grouped by Account Type, Filtered by User Permissions, (Org = 130, Online/Offline = N, Period = 3, UnPosted JEs? = N, Assets and Liabilities? = N, Restricted Accts? = Y, Funds = 1.8, Objct = 5, Obj Digits = 0, Page Break Lvl = )							

Balances through 09/30/2020						Fiscal Year 2020/21
Funds- Func- Obj ct - Pr gm- Locat n- Jb Cl - Opt nl	Description	Adopted Budget	Revised Budget	Encumbered	Expenditure	Account Balance
<b>Funds 24106 - IDEABEntitlemnt, Func 1000 - Instruction (continued)</b>						
24106- 1000- 52210- 0000- 001118- 0000- 00000	FICA Payments	2,655.00	2,655.00			2,655.00
24106- 1000- 52210- 2000- 001118- 0000- 00000	FICA Payments			3,657.68	527.94	4,185.62-
24106- 1000- 52220- 0000- 001118- 0000- 00000	MedicarePaymnts	622.00	622.00			622.00
24106- 1000- 52220- 2000- 001118- 0000- 00000	MedicarePaymnts			855.14	123.47	978.61-
24106- 1000- 52311- 0000- 001118- 0000- 00000	Hth&MedPremiums	7,068.00	7,068.00		361.20	6,706.80
24106- 1000- 52311- 2000- 001118- 0000- 00000	Hth&MedPremiums			6,432.24		6,432.24-
24106- 1000- 52312- 0000- 001118- 0000- 00000	Life	171.00	171.00		9.40	161.60
24106- 1000- 52312- 2000- 001118- 0000- 00000	Life			225.60		225.60-
24106- 1000- 52313- 0000- 001118- 0000- 00000	Dental	258.00	258.00		57.07	200.93
24106- 1000- 52313- 2000- 001118- 0000- 00000	Dental			958.80		958.80-
24106- 1000- 52314- 0000- 001118- 0000- 00000	Vision	57.00	57.00		10.20	46.80
24106- 1000- 52314- 2000- 001118- 0000- 00000	Vision			171.36		171.36-
24106- 1000- 52500- 0000- 001118- 0000- 00000	UnemploymntComp	255.00	255.00			255.00
24106- 1000- 52500- 2000- 001118- 0000- 00000	UnemploymntComp			194.48	28.11	222.59-
24106- 1000- 52710- 0000- 001118- 0000- 00000	WorkersCompPrem	546.00	546.00		546.00	
24106- 1000- 52720- 0000- 001118- 0000- 00000	WorkrsCompERFee	30.00	30.00			30.00
<b>Total for Func 1000 and Expense accounts</b>		<b>61,365.00</b>	<b>61,365.00</b>	<b>81,014.66</b>	<b>11,075.95</b>	<b>30,725.61-</b>
<b>Funds 24106 - IDEABEntitlemnt, Func 2100 - SuppSvcsStudnts</b>						
24106- 2100- 53212- 2000- 001118- 0000- 00000	SpeechThrpsCont	33,226.00	33,226.00			33,226.00
<b>Total for Func 2100 and Expense accounts</b>		<b>33,226.00</b>	<b>33,226.00</b>	<b>.00</b>	<b>.00</b>	<b>33,226.00</b>
<b>Total for Funds 24106</b>		<b>94,591.00</b>	<b>94,591.00</b>	<b>81,014.66</b>	<b>11,075.95</b>	<b>2,500.39</b>
<b>Funds 24153 - EngLangAcquistn, Func 1000 - Instruction</b>						
24153- 1000- 53330- 1010- 001118- 0000- 00000	ProfessDevelop	1,950.00	1,950.00			1,950.00
24153- 1000- 56113- 1010- 001118- 0000- 00000	Software	4,170.00	4,170.00			4,170.00
<b>Total for Funds 24153, Func 1000 and Expense accounts</b>		<b>6,120.00</b>	<b>6,120.00</b>	<b>.00</b>	<b>.00</b>	<b>6,120.00</b>
<b>Funds 24154 - TchPrinTrainRec, Func 1000 - Instruction</b>						
24154- 1000- 53330- 1010- 001118- 0000- 00000	ProfessDevelop	17,274.00	17,274.00	5,000.00	595.00	11,679.00
<b>Total for Func 1000 and Expense accounts</b>		<b>17,274.00</b>	<b>17,274.00</b>	<b>5,000.00</b>	<b>595.00</b>	<b>11,679.00</b>
<b>Funds 24154 - TchPrinTrainRec, Func 2100 - SuppSvcsStudnts</b>						
24154- 2100- 53330- 0000- 001118- 0000- 00000	ProfessDevelop			200.00		200.00-
<b>Total for Func 2100 and Expense accounts</b>		<b>.00</b>	<b>.00</b>	<b>200.00</b>	<b>.00</b>	<b>200.00-</b>
<b>Funds 24154 - TchPrinTrainRec, Func 2400 - SupSvcsSchAdmin</b>						
24154- 2400- 53330- 0000- 001118- 0000- 00000	ProfessDevelop	2,000.00	2,000.00		730.00	1,270.00
<b>Total for Func 2400 and Expense accounts</b>		<b>2,000.00</b>	<b>2,000.00</b>	<b>.00</b>	<b>730.00</b>	<b>1,270.00</b>

Balances through 09/30/2020						Fiscal Year 2020/21
Funds - Func - Obj ct - Pr gm - Locat n - Jb Cl - Opt nl	Description	Adopted Budget	Revised Budget	Encumbered	Expenditure	Account Balance
<b>Total for Funds 24154</b>		<b>19,274.00</b>	<b>19,274.00</b>	<b>5,200.00</b>	<b>1,325.00</b>	<b>12,749.00</b>
<b>Funds 24301 - CARES Act, Func 1000 - Instruction</b>						
24301- 1000- 57332- 1010- 001118- 0000- 00000	SupplAssets<\$5k	98,241.00	98,241.00		81,255.05	16,985.95
<b>Total for Func 1000 and Expense accounts</b>		<b>98,241.00</b>	<b>98,241.00</b>	<b>.00</b>	<b>81,255.05</b>	<b>16,985.95</b>
<b>Funds 24301 - CARES Act, Func 2100 - SuppSvcsStudnts</b>						
24301- 2100- 56118- 2000- 001118- 0000- 00000	GenSuppliesMats	5,000.00	5,000.00			5,000.00
<b>Total for Func 2100 and Expense accounts</b>		<b>5,000.00</b>	<b>5,000.00</b>	<b>.00</b>	<b>.00</b>	<b>5,000.00</b>
<b>Funds 24301 - CARES Act, Func 2600 - Op&amp;MaintofPlant</b>						
24301- 2600- 56118- 0000- 001118- 0000- 00000	GenSuppliesMats	1,500.00	1,500.00	2,856.23	18,352.88	19,709.11-
<b>Total for Func 2600 and Expense accounts</b>		<b>1,500.00</b>	<b>1,500.00</b>	<b>2,856.23</b>	<b>18,352.88</b>	<b>19,709.11-</b>
<b>Total for Funds 24301</b>		<b>104,741.00</b>	<b>104,741.00</b>	<b>2,856.23</b>	<b>99,607.93</b>	<b>2,276.84</b>
<b>Funds 25153 - TitleXIX-3/21Yr, Func 2100 - SuppSvcsStudnts</b>						
25153- 2100- 55915- 2000- 001118- 0000- 00000	OthContractSvcs	17,105.00	17,105.00		3,420.80	13,684.20
<b>Total for Funds 25153, Func 2100 and Expense accounts</b>		<b>17,105.00</b>	<b>17,105.00</b>	<b>.00</b>	<b>3,420.80</b>	<b>13,684.20</b>
<b>Funds 25171 - Child&amp;AdultFood, Func 3100 - FoodSvcsOpertns</b>						
25171- 3100- 55915- 0000- 001118- 0000- 00000	OthContractSvcs	167,073.00	167,073.00			167,073.00
<b>Total for Funds 25171, Func 3100 and Expense accounts</b>		<b>167,073.00</b>	<b>167,073.00</b>	<b>.00</b>	<b>.00</b>	<b>167,073.00</b>
<b>Funds 26177 - ElemMidSchlnit, Func 1000 - Instruction</b>						
26177- 1000- 51300- 9000- 001118- 1618- 00000	AddtnlCompenstn,Athletics	6,116.00	6,116.00			6,116.00
26177- 1000- 52111- 0000- 001118- 0000- 00000	EducRetirement	869.00	869.00			869.00
26177- 1000- 52112- 0000- 001118- 0000- 00000	ERARetireeHlth	125.00	125.00			125.00
26177- 1000- 52210- 0000- 001118- 0000- 00000	FICA Payments	382.00	382.00			382.00
26177- 1000- 52220- 0000- 001118- 0000- 00000	MedicarePaymnts	91.00	91.00			91.00
26177- 1000- 56118- 1010- 001118- 0000- 00000	GenSuppliesMats	417.00	417.00			417.00
<b>Total for Funds 26177, Func 1000 and Expense accounts</b>		<b>8,000.00</b>	<b>8,000.00</b>	<b>.00</b>	<b>.00</b>	<b>8,000.00</b>
<b>Funds 27149 - PreK Initiative, Func 1000 - Instruction</b>						
27149- 1000- 51100- 1010- 001118- 1414- 00000	SalariesExpense,TeachersP	116,720.00	116,720.00		4,306.61	112,413.39
27149- 1000- 51100- 1010- 001118- 1714- 00000	SalariesExpense,InstAsstP	40,000.00	40,000.00	31,106.76	2,704.94	6,188.30
27149- 1000- 51300- 1010- 001118- 1414- 00000	AddtnlCompenstn,TeachersP	8,842.00	8,842.00		7,956.14	885.86
27149- 1000- 51300- 1010- 001118- 1714- 00000	AddtnlCompenstn,InstAsstP	3,852.00	3,852.00		1,382.10	2,469.90
27149- 1000- 52111- 0000- 001118- 0000- 00000	EducRetirement	27,318.00	27,318.00			27,318.00
27149- 1000- 52111- 1010- 001118- 0000- 00000	EducRetirement			4,401.69	2,313.51	6,715.20-
27149- 1000- 52112- 0000- 001118- 0000- 00000	ERARetireeHlth	4,301.00	4,301.00			4,301.00
27149- 1000- 52112- 1010- 001118- 0000- 00000	ERARetireeHlth			622.15	327.00	949.15-
27149- 1000- 52210- 0000- 001118- 0000- 00000	FICA Payments	13,319.00	13,319.00			13,319.00

Selection Grouped by Account Type, Filtered by User Permissions, (Org = 130, Online/Offline = N, Period = 3, UnPosted JEs? = N, Assets and Liabilities? = N, Restricted Accts? = Y, Funds = 1.8, Objct = 5, Obj Digits = 0, Page Break Lvl = )

Balances through 09/30/2020						Fiscal Year 2020/21
Funds- Func- Obj ct - Pr gm- Locat n- JbCl - Opt nl	Description	Adopted Budget	Revised Budget	Encumbered	Expenditure	Account Balance
<b>Funds 27149 - PreK Initiative, Func 1000 - Instruction (continued)</b>						
27149- 1000- 52210- 1010- 001118- 0000- 00000	FICA Payments			1,928.55	1,013.68	2,942.23-
27149- 1000- 52220- 0000- 001118- 0000- 00000	MedicarePaymnts	3,123.00	3,123.00			3,123.00
27149- 1000- 52220- 1010- 001118- 0000- 00000	MedicarePaymnts			451.26	237.10	688.36-
27149- 1000- 52312- 0000- 001118- 0000- 00000	Life	342.00	342.00		9.40	332.60
27149- 1000- 52312- 1010- 001118- 0000- 00000	Life			98.70	14.10	112.80-
27149- 1000- 52313- 0000- 001118- 0000- 00000	Dental	393.00	393.00		27.22	365.78
27149- 1000- 52313- 1010- 001118- 0000- 00000	Dental				32.66	32.66-
27149- 1000- 52500- 0000- 001118- 0000- 00000	UnemploymntComp	510.00	510.00			510.00
27149- 1000- 52500- 1010- 001118- 0000- 00000	UnemploymntComp			102.81	13.50	116.31-
27149- 1000- 52710- 0000- 001118- 0000- 00000	WorkersCompPrem	2,437.00	2,437.00		2,437.00	
27149- 1000- 52720- 0000- 001118- 0000- 00000	WorkrsCompERFee	60.00	60.00			60.00
27149- 1000- 52720- 1010- 001118- 0000- 00000	WorkrsCompERFee			13.80	6.90	20.70-
27149- 1000- 53330- 1010- 001118- 0000- 00000	ProfessDevelop	3,600.00	3,600.00	1,500.00		2,100.00
27149- 1000- 55817- 1010- 001118- 0000- 00000	Student Travel	1,000.00	1,000.00			1,000.00
27149- 1000- 55915- 1010- 001118- 0000- 00000	OthContractSvcs	3,300.00	3,300.00	6,200.00		2,900.00-
27149- 1000- 56118- 1010- 001118- 0000- 00000	GenSuppliesMats	36,883.00	36,883.00	670.50	329.50	35,883.00
<b>Total for Func 1000 and Expense accounts</b>		<b>266,000.00</b>	<b>266,000.00</b>	<b>47,096.22</b>	<b>23,111.36</b>	<b>195,792.42</b>
<b>Funds 27149 - PreK Initiative, Func 2600 - Op&amp;MaintofPlant</b>						
27149- 2600- 57331- 0000- 001118- 0000- 00000	FixedAssets>\$5k				878.48	878.48-
<b>Total for Func 2600 and Expense accounts</b>		<b>.00</b>	<b>.00</b>	<b>.00</b>	<b>878.48</b>	<b>878.48-</b>
<b>Total for Funds 27149</b>		<b>266,000.00</b>	<b>266,000.00</b>	<b>47,096.22</b>	<b>23,989.84</b>	<b>194,913.94</b>
<b>Funds 27183 - NM Grown FVV, Func 3100 - FoodSvcsOpertns</b>						
27183- 3100- 56116- 0000- 001118- 0000- 00000	Food	2,000.00	2,000.00			2,000.00
<b>Total for Funds 27183, Func 3100 and Expense accounts</b>		<b>2,000.00</b>	<b>2,000.00</b>	<b>.00</b>	<b>.00</b>	<b>2,000.00</b>
<b>Funds 31600 - CapImprvmtsHB33, Func 2300 - SupptSvcs-Admin</b>						
31600- 2300- 53712- 0000- 001118- 0000- 00000	CityTaxCollCost	5,433.00	5,433.00		89.55	5,343.45
<b>Total for Func 2300 and Expense accounts</b>		<b>5,433.00</b>	<b>5,433.00</b>	<b>.00</b>	<b>89.55</b>	<b>5,343.45</b>
<b>Funds 31600 - CapImprvmtsHB33, Func 4000 - Capital Outlay</b>						
31600- 4000- 57200- 0000- 001118- 0000- 00000	BuildingPurchase	968,637.00	968,637.00			968,637.00
<b>Total for Func 4000 and Expense accounts</b>		<b>968,637.00</b>	<b>968,637.00</b>	<b>.00</b>	<b>.00</b>	<b>968,637.00</b>
<b>Total for Funds 31600</b>		<b>974,070.00</b>	<b>974,070.00</b>	<b>.00</b>	<b>89.55</b>	<b>973,980.45</b>
<b>Funds 31700 - CapImprvmtsSB-9, Func 4000 - Capital Outlay</b>						
31700- 4000- 57331- 0000- 001118- 0000- 00000	FixedAssets>\$5k	20,350.00	20,350.00			20,350.00
31700- 4000- 57332- 0000- 001118- 0000- 00000	SupplAssets<\$5k	10,000.00	10,000.00			10,000.00

Selection Grouped by Account Type, Filtered by User Permissions, (Org = 130, Online/Offline = N, Period = 3, UnPosted JEs? = N, Assets and Liabilities? = N, Restricted Accts? = Y, Funds = 1.8, Objct = 5, Obj Digits = 0, Page Break Lvl = )

Balances through 09/30/2020						Fiscal Year 2020/21
Funds- Func- Obj ct - Pr gm- Locat n- JbCl - Opt nl	Description	Adopted Budget	Revised Budget	Encumbered	Expenditure	Account Balance
<b>Total for Funds 31700, Func 4000 and Expense accounts</b>		<b>30,350.00</b>	<b>30,350.00</b>	<b>.00</b>	<b>.00</b>	<b>30,350.00</b>
<b>Funds 31701 - CapImprvsSB9Loc, Func 2300 - SupptSvcs-Admin</b>						
31701- 2300- 53712- 0000- 001118- 0000- 00000	CityTaxCollCost	2,700.00	2,700.00		45.10	2,654.90
<b>Total for Func 2300 and Expense accounts</b>		<b>2,700.00</b>	<b>2,700.00</b>	<b>.00</b>	<b>45.10</b>	<b>2,654.90</b>
<b>Funds 31701 - CapImprvsSB9Loc, Func 4000 - Capital Outlay</b>						
31701- 4000- 54315- 0000- 001118- 0000- 00000	MntRepBlgsGrdEq	41,500.00	41,500.00			41,500.00
31701- 4000- 57112- 0000- 001118- 0000- 00000	LandImprovments	15,000.00	15,000.00			15,000.00
31701- 4000- 57200- 0000- 001118- 0000- 00000	BuildingPurchase	414,051.00	414,051.00			414,051.00
31701- 4000- 57331- 0000- 001118- 0000- 00000	FixedAssets>\$5k	15,000.00	15,000.00	5,100.51	11,901.17	2,001.68-
31701- 4000- 57332- 0000- 001118- 0000- 00000	SupplAssets<\$5k	15,427.00	15,427.00			15,427.00
<b>Total for Func 4000 and Expense accounts</b>		<b>500,978.00</b>	<b>500,978.00</b>	<b>5,100.51</b>	<b>11,901.17</b>	<b>483,976.32</b>
<b>Total for Funds 31701</b>		<b>503,678.00</b>	<b>503,678.00</b>	<b>5,100.51</b>	<b>11,946.27</b>	<b>486,631.22</b>
<b>Funds 31703 - SB9 SMCash, Func 4000 - Capital Outlay</b>						
31703- 4000- 57332- 0000- 001118- 0000- 00000	SupplAssets<\$5k	9,854.00	9,854.00			9,854.00
<b>Total for Funds 31703, Func 4000 and Expense accounts</b>		<b>9,854.00</b>	<b>9,854.00</b>	<b>.00</b>	<b>.00</b>	<b>9,854.00</b>
<b>Total for Org 130 - Christine Duncan Heritage</b>		<b>7,616,252.00</b>	<b>7,616,252.00</b>	<b>3,862,967.82</b>	<b>985,472.22</b>	<b>2,767,811.96</b>