

**Christine Duncan Heritage Academy
Financial Update
August 19, 2020**

A.	<u>BARs</u>			
	<u>BAR #</u>	<u>Fund Description</u>	<u>Type</u>	<u>Amount</u>
	1			
B.	<u>Payroll & Accounts Payable Payment Vouchers</u>			
	1	July		
	2			
C.	<u>Financial Statement Reports - as of July 31, 2020</u>			
	1	Financial Analysis		
	2	Bank Reconciliation		
	3			
D.	<u>Other</u>			
	1			

Checks Dated 07/01/2020 through 07/31/2020			Board Meeting Date August 12, 2020		
Check Number	Check Date	Pay to the Order of	Funds-Objct	Expensed Amount	Check Amount
12118	07/12/2020	Alpine Protection LLC	11000-55915		79.98
12119	07/12/2020	Association of Charter School Education Services	11000-53414	12,915.33	
			11000-55915	1,452.70	14,368.03
12120	07/12/2020	Benchmark Education Co. LLC	11000-23011		111,614.20
12121	07/12/2020	City of Albuquerque	11000-53711		150.00
12122	07/12/2020	Cognia Inc	11000-56118		657.04
12123	07/12/2020	Comcast	11000-54416		352.65
12124	07/12/2020	Ephesus Office Technologies	11000-55915		612.20
12125	07/12/2020	Orkin Pest Control	11000-55915		112.19
12126	07/12/2020	PNM	11000-54411	2,012.19	
			21000-54411	287.46	2,299.65
12127	07/12/2020	Saylor Family Trust, LLC	11000-54610		35,505.33
12128	07/12/2020	Verizon Wireless	11000-55915		111.89
12129	07/16/2020	Amaros Carpet Cleaning	11000-55915		1,601.94
12130	07/16/2020	Andrea Armijo	24154-53330		730.00
12131	07/16/2020	Manuel R Muro	11000-56118		874.20
12132	07/16/2020	NMPSIA Risk	11000-52710	27,287.00	
			11000-55200	52,251.00	
			21000-52710	214.00	
			24101-52710	1,262.00	
			24106-52710	546.00	
			27149-52710	2,437.00	83,997.00
12133	07/16/2020	Orkin Pest Control	11000-55915		112.19
12138	07/27/2020	Charter School Nursing Service	11000-55915	9,329.47	
			25153-55915	3,420.80	12,750.27
12139	07/27/2020	Ephesus Office Technologies	11000-55915		88.03
12140	07/30/2020	American Family Life	11000-23150	359.76	
			24101-23150	55.80	415.56
12141	07/30/2020	NM Dept of Workforce Solutions	11000-23140	1,456.34	
			11000-52500	.10-	
			21000-23140	14.35	
			24101-23140	65.35	
			24106-23140	43.47	
			27149-23140	136.09	1,715.50
12142	07/30/2020	New Mexico Taxation and Revenue Department	11000-23145	184.90	
			21000-23145	4.30	
			24101-23145	8.60	
			24106-23145	17.20	
			27149-23145	25.80	240.80
12154	07/29/2020	NM Taxation/Revenue Department	11000-23142	10,800.63	
			21000-23142	8.00	
			24101-23142	487.46	
			24106-23142	26.05	
			27149-23142	788.16	12,110.30
VCH-0000057	07/16/2020	NMPSIA	11000-23125	15,330.71	

The preceding Checks have been issued in accordance with the District's Policy and authorization of the Board of Trustees. It is recommended that the preceding Checks be approved.



Checks Dated 07/01/2020 through 07/31/2020			Board Meeting Date August 12, 2020		
Check Number	Check Date	Pay to the Order of	Funds-Objct	Expensed Amount	Check Amount
VCH-00000057	07/16/2020	NMPSIA	11000-52312	71.22-	
			11000-52313	42.76-	
			11000-52314	10.02	
			11000-52315	8.99	
			21000-23125	4.70	
			24101-23125	1,343.10	
			24106-23125	776.06	
			27149-23125	147.56	17,507.16
Total Number of Checks			23		298,006.11

Fund Recap

Fund	Description	Check Count	Expensed Amount
11000	Operational Fund	22	285,156.80
21000	Food Services Fund	6	532.81
24101	Title I - IASA	6	3,222.31
24106	IDEA-B Entitlement	5	1,408.78
24154	Teach./Princp. Train & Recruit	1	730.00
25153	Title XIX MEDICAID 3/21 Years	1	3,420.80
27149	PreK Initiative	5	3,534.61
Total Number of Checks		23	298,006.11
Less Unpaid Tax Liability			.00
Net (Check Amount)			298,006.11

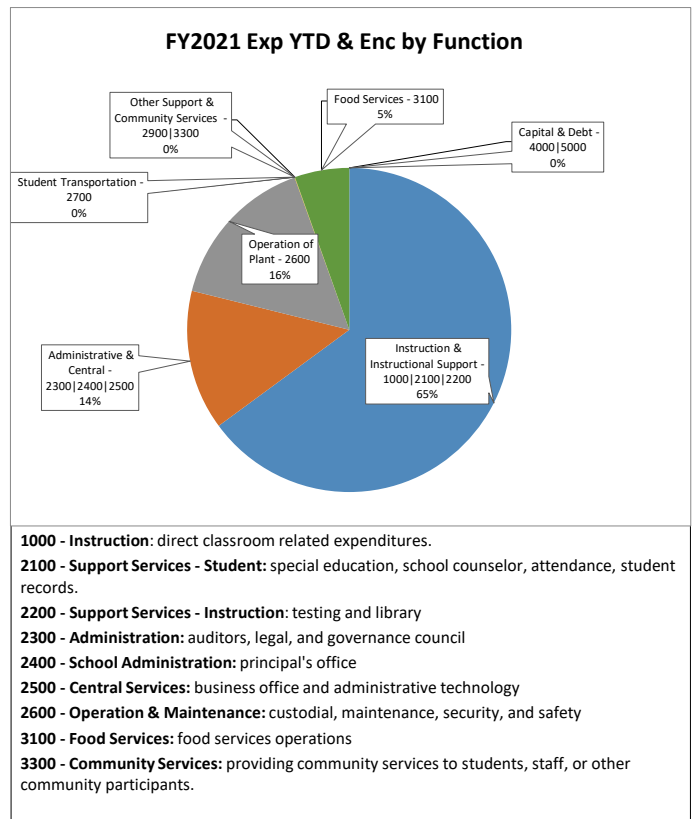
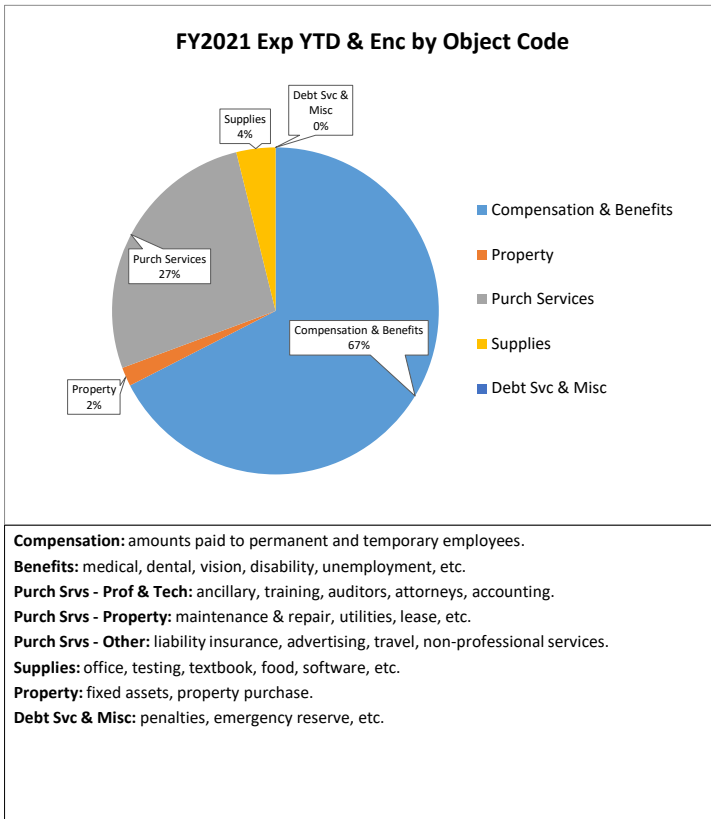
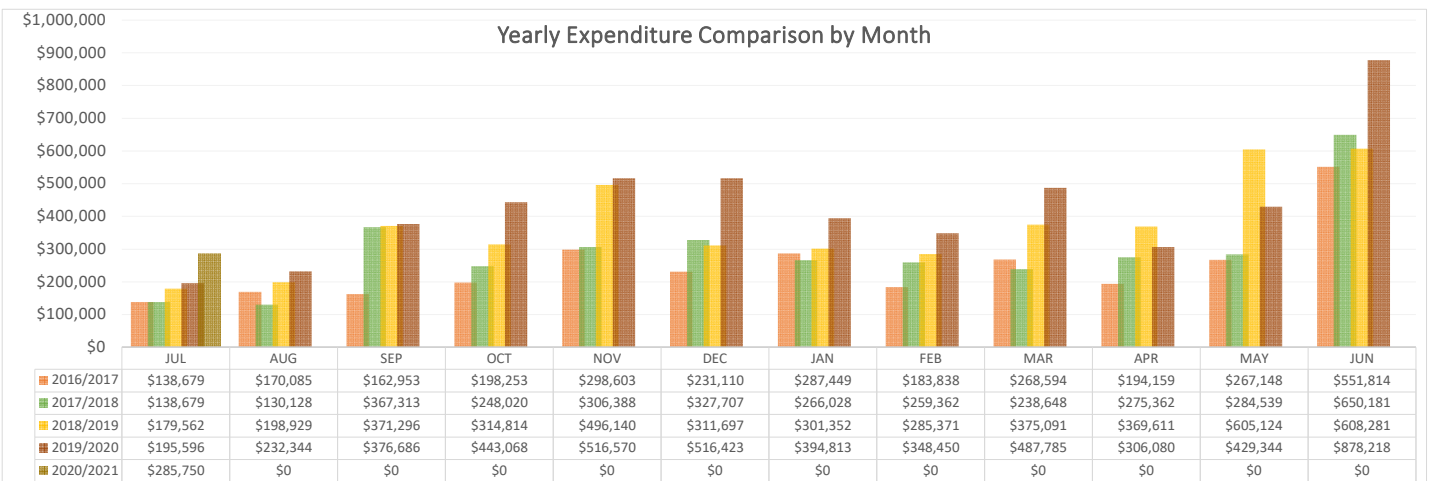
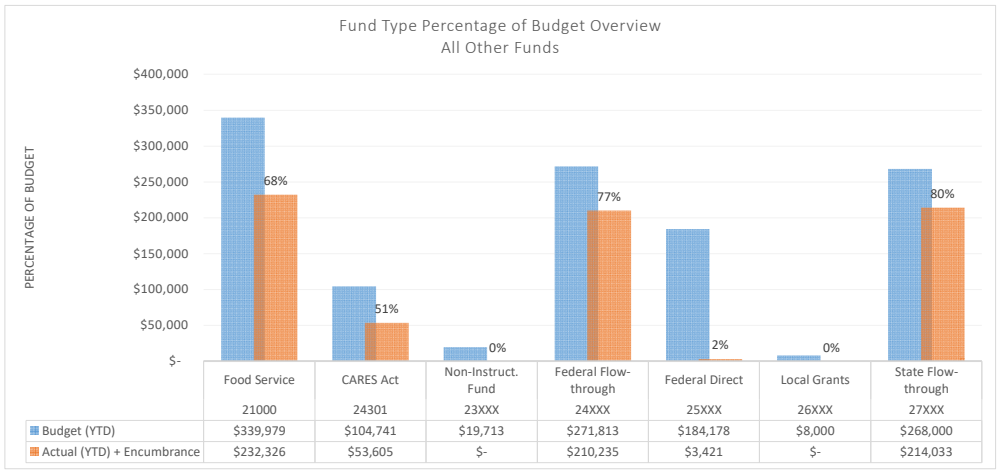
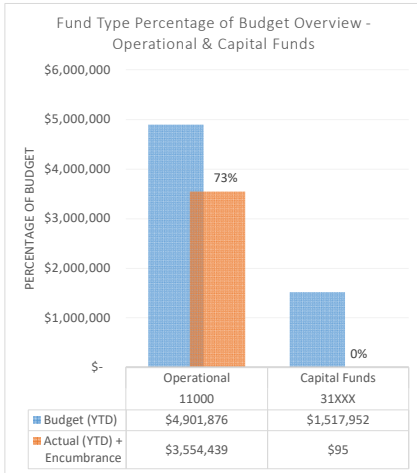
Includes checks for only Bank Account 130MAIN

The preceding Checks have been issued in accordance with the District's Policy and authorization of the Board of Trustees. It is recommended that the preceding Checks be approved.



Christine Duncan Heritage Academy

Expenditure Analytical Review
As of July 31, 2020

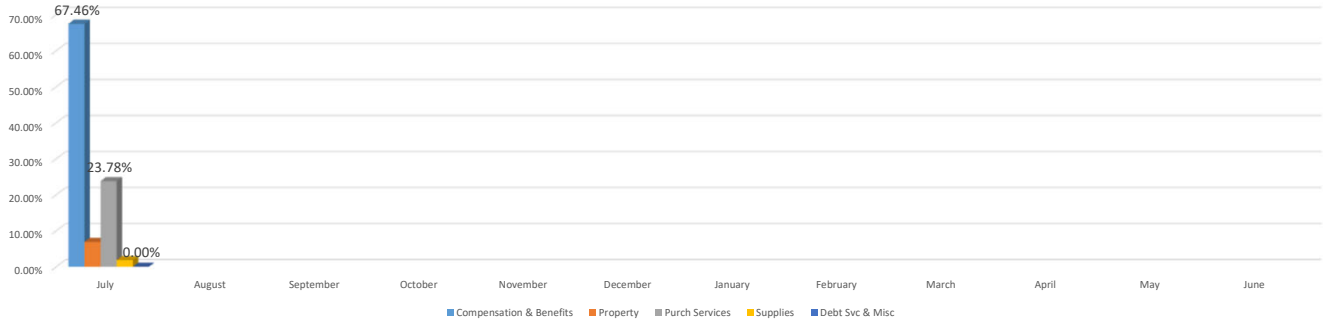


Christine Duncan Heritage Academy

Expenditure Analytical Review

As of July 31, 2020

Change in Percentage by Month



Funtion Code (Exp & Encumbrance) Change in Percentage by Month



BankRecon01

Bank Reconciliation

Status Posted Journal Entry # CA21-00003

Bank Statement Ending Balance	2,484,346.34	Service Charge	112.73
Less: Uncleared Payments	16,125.23	Interest Earned	0.00
Add: Uncleared Deposits	0.00		
Add: Uncleared Other	0.00	Cleared Payments	532,933.53
Adjusted Bank Balance	2,468,221.11	Cleared Deposits	839,253.19
System Cash Balance	2,468,221.11	Cleared Other	1,603.66
Add: Unposted Charges and Interest	0.00		
Revised System Cash Balance	2,468,221.11	Submitted By	JJARAMILLO, 08/14/2020
Difference	0.00	Posted By	ALEARNER, 08/17/2020

Uncleared Payments Issued		Check Amount	Pay To Name	Vendor ID	Emp ID	Bank Acct
04/03/20	11990	240.00	Family Engagement Inst PTA	010106		130MAIN
04/03/20	11992	224.38	Orkin Pest Control	000697		130MAIN
05/01/20	12004	219.22	NM Child Supp Enforc Agency	901001		130MAIN
05/12/20	12012	200.00	Metropolitan Life Insurance	901002		130MAIN
05/15/20	12028	219.22	NM Child Supp Enforc Agency	901001		130MAIN
05/29/20	12036	219.22	NM Child Supp Enforc Agency	901001		130MAIN
06/12/20	12059	219.22	NM Child Supp Enforc Agency	901001		130MAIN
06/19/20	12070	300.00	Metropolitan Life Insurance	901002		130MAIN
06/23/20	12081	17.66	Alyssa R. Apodaca	000111		130MAIN
06/26/20	12082	1.47	Alyssa R. Apodaca	000111		130MAIN
06/26/20	12083	14.00	Marissa A. Chavez	000190		130MAIN
06/26/20	12084	22.68	Ludvina Gomez	000114		130MAIN
06/26/20	12085	33.96	Yara D. Hernandez-Rix	000175		130MAIN
06/26/20	12086	45.90	Manuel Roberto Muro-Terrazas	000125		130MAIN
06/26/20	12088	219.22	NM Child Supp Enforc Agency	901001		130MAIN
07/10/20	12090	219.22	NM Child Supp Enforc Agency	901001		130MAIN
07/12/20	12121	150.00	City of Albuquerque	000055		130MAIN
07/24/20	12092	219.22	NM Child Supp Enforc Agency	901001		130MAIN
07/24/20	12136	86.78	Luis A. Renteria	000147		130MAIN
07/27/20	12138	12,750.27	Charter School Nursing Service	000251		130MAIN
07/27/20	12139	88.03	Ephesus Office Technologies	000209		130MAIN
07/30/20	12140	415.56	American Family Life	901012		130MAIN
		16,125.23				

Cleared Payments Issued	Check #	Check Amount	Cleared Amount	Difference	Cleared	Pay To Name	Vendor ID	Emp ID	Bank Acct
-------------------------	---------	--------------	----------------	------------	---------	-------------	-----------	--------	-----------

Selection Grouped by: Org, Cash Object, Statement Date - Sorted by: Item date, Item #, (Org = 130, Cash Object IN ('11010'), Bank Statement Date = 7/31/2020, Uncleared Only? = No)

Status Posted

Journal Entry # CA21-00003

Issued	Check #	Check Amount	Cleared Amount	Difference	Cleared	Pay To Name	Vendor ID	Emp ID	Bank Acct
03/20/20	11956	2,680.00	2,680.00		07/31/20	Dual Language Education of New Mexico	000156		130MAIN
06/01/20	12040	406.00	406.00		07/31/20	Beal School Bus Company	010095		130MAIN
06/19/20	12072	37.90	37.90		07/31/20	Pre-Paid Legal Services, Inc.	901000		130MAIN
06/19/20	12073	37.90	37.90		07/31/20	Pre-Paid Legal Services, Inc.	901000		130MAIN
06/19/20	12074	3,595.83	3,595.83		07/31/20	Association of Charter School Education Ser	000635		130MAIN
06/19/20	12075	1,556.18	1,556.18		07/31/20	Brady Industries, LLC	000620		130MAIN
06/19/20	12078	518.97	518.97		07/31/20	Manuel R Muro	000693		130MAIN
06/19/20	12079	100.00	100.00		07/31/20	Public Charter Schools of NM	000056		130MAIN
06/19/20	12080	156.00	156.00		07/31/20	Sandia Office Supply	000500		130MAIN
06/30/20	12096	786.68	786.68		07/31/20	ABCWUA	000221		130MAIN
06/30/20	12097	17,498.29	17,498.29		07/31/20	Association of Charter School Education Ser	000635		130MAIN
06/30/20	12098	1,691.54	1,691.54		07/31/20	Ben E Keith Foods	000493		130MAIN
06/30/20	12099	10,097.10	10,097.10		07/31/20	Bilingual Multicultural Services, Inc.	000241		130MAIN
06/30/20	12100	119.69	119.69		07/31/20	Brady Industries, LLC	000620		130MAIN
06/30/20	12101	467.25	467.25		07/31/20	Chef Wares	010163		130MAIN
06/30/20	12102	367.12	367.12		07/31/20	Comcast	000208		130MAIN
06/30/20	12103	30,282.01	30,282.01		07/31/20	Cooperative Educational Services	000070		130MAIN
06/30/20	12104	1,456.62	1,456.62		07/31/20	De Lage Landen Financial Services	000411		130MAIN
06/30/20	12105	318.48	318.48		07/31/20	Ephesus Office Technologies	000209		130MAIN
06/30/20	12106	306.00	306.00		07/31/20	Kaplan Early Learning Company	000604		130MAIN
06/30/20	12107	1,806.63	1,806.63		07/31/20	Lakeshore Learning Materials	000533		130MAIN
06/30/20	12108	69.67	69.67		07/31/20	NM Gas Company	000558		130MAIN
06/30/20	12109	132.14	132.14		07/31/20	Pitney Bowes Purchase Power	000760		130MAIN
06/30/20	12110	1,054.44	1,054.44		07/31/20	Quill Corporation	000214		130MAIN
06/30/20	12111	111.89	111.89		07/31/20	Verizon Wireless	000206		130MAIN
06/30/20	12112	502.91	502.91		07/31/20	School Nurse Supply, Inc.	000441		130MAIN
07/10/20	12089	18,258.77	18,258.77		07/31/20	EFTPS	900004		130MAIN
07/10/20	12113	103.33	103.33		07/31/20	Barbara J. Bustos	000220		130MAIN
07/10/20	12114	903.05	903.05		07/31/20	Manuel Roberto Muro-Terrazas	000125		130MAIN
07/10/20	12115	686.40	686.40		07/31/20	Juan Ortega	000039		130MAIN
07/10/20	12116	106.47	106.47		07/31/20	Barbara A. Skelecz	000219		130MAIN
07/10/20	12117	1,416.07	1,416.07		07/31/20	EFTPS	900004		130MAIN
07/10/20	Batch 07/10/2020	64,699.00	64,699.00		07/31/20	Alpine Protection LLC	010013		130MAIN
07/12/20	12118	79.98	79.98		07/31/20	Association of Charter School Education Ser	000635		130MAIN
07/12/20	12119	14,368.03	14,368.03		07/31/20	Association of Charter School Education Ser	000635		130MAIN

Selection Grouped by Org, Cash Object, Statement Date - Sorted by Item date, Item #, (Org = 130, Cash Object IN ('11010'), Bank Statement Date = 7/31/2020, Uncleared Only? = No)

Status Posted

Journal Entry # CA21-00003

Cleared Payments Issued	Payments (continued) Check #	Check Amount	Cleared Amount	Difference	Cleared	Pay To Name	Vendor ID	Emp ID	Bank Acct
07/12/20	12120	111,614.20	111,614.20		07/31/20	Benchmark Education Co. LLC	010133		130MAIN
07/12/20	12122	657.04	657.04		07/31/20	Cognia Inc	000325		130MAIN
07/12/20	12123	352.65	352.65		07/31/20	Comcast	000208		130MAIN
07/12/20	12124	612.20	612.20		07/31/20	Ephesus Office Technologies	000209		130MAIN
07/12/20	12125	112.19	112.19		07/31/20	Orkin Pest Control	000697		130MAIN
07/12/20	12126	2,299.65	2,299.65		07/31/20	PNM	000178		130MAIN
07/12/20	12127	35,505.33	35,505.33		07/31/20	Saylor Family Trust, LLC	000555		130MAIN
07/12/20	12128	111.89	111.89		07/31/20	Verizon Wireless	000206		130MAIN
07/16/20	12129	1,601.94	1,601.94		07/31/20	Amaros Carpet Cleaning	010114		130MAIN
07/16/20	12130	730.00	730.00		07/31/20	Andrea Armijo	010077		130MAIN
07/16/20	12131	874.20	874.20		07/31/20	Manuel R Muro	000693		130MAIN
07/16/20	12132	83,997.00	83,997.00		07/31/20	NMPSIA Risk	000413		130MAIN
07/16/20	12133	112.19	112.19		07/31/20	Orkin Pest Control	000697		130MAIN
07/16/20	Batch 07/16/2020	17,507.16	17,507.16		07/31/20	EFTPS	900004		130MAIN
07/24/20	12091	18,258.78	18,258.78		07/31/20	Manuel Roberto Muro-Terrazas	000125		130MAIN
07/24/20	12134	1,319.71	1,319.71		07/31/20	Juan Ortega	000039		130MAIN
07/24/20	12135	690.58	690.58		07/31/20	EFTPS	900004		130MAIN
07/24/20	Batch 07/24/2020	64,170.28	64,170.28		07/31/20	NM Taxation/Revenue Department	900003		130MAIN
07/29/20	12154	12,110.30	12,110.30		07/31/20	NM Dept of Workforce Solutions	900002		130MAIN
07/30/20	12141	1,715.50	1,715.50		07/31/20	New Mexico Taxation and Revenue Dept	900013		130MAIN
07/30/20	12142	240.80	240.80						130MAIN
		532,933.53	532,933.53						

Cleared Deposits Deposited	Deposit #	Deposit Amount	Cleared Amount	Difference	Cleared	Bank Acct
07/01/20	Batch 07/01/2020	3,076.99	3,076.99		07/31/20	130MAIN
07/02/20	Batch 07/02/2020	7,838.00	7,838.00		07/31/20	130MAIN
07/14/20	Batch 07/14/2020	302,998.70	302,998.70		07/31/20	130MAIN
07/17/20	Batch 07/17/2020	72,814.00	72,814.00		07/31/20	130MAIN
07/20/20	Batch 07/20/2020	79,632.92	79,632.92		07/31/20	130MAIN
07/21/20	Batch 07/21/2020	348,089.14	348,089.14		07/31/20	130MAIN
07/24/20	Batch 07/24/2020	19,833.62	19,833.62		07/31/20	130MAIN
07/28/20	Batch 07/28/2020	4,969.82	4,969.82		07/31/20	130MAIN
		839,253.19	839,253.19			

Selection Grouped by Org, Cash Object, Statement Date - Sorted by Item date, Item #, (Org = 130, Cash Object IN ('11010'), Bank Statement Date = 7/31/2020, Uncleared Only? = No)

BankRecon01

Bank Reconciliation

Statement Date 07/31/2020

Cash Object 11010

Status Posted

Journal Entry # CA21-00003

Cleared Other	Effective	JE #	Amount	Cleared Amount	Difference	Cleared	JE Comment	Bank Acct
	06/30/20	CA20-00015	0.40	0.40		07/31/20		
	06/30/20	CA20-00016	0.40-	0.40-		07/31/20		
	06/30/20	CA20-00017	35.98-	35.98-		07/31/20		
	06/30/20	CA20-00018	35.98	35.98		07/31/20		
	07/29/20	CA21-00001	1,716.39	1,716.39		07/31/20		
	07/31/20	CA21-00003	112.73-	112.73-		08/17/20		
			1,603.66	1,603.66				

Selection Grouped by Org, Cash Object, Statement Date - Sorted by Item date, Item #, (Org = 130, Cash Object IN ('11010'), Bank Statement Date = 7/31/2020, Uncleared Only? = No)

As of 07/31/2020		Fiscal Year 2020/21 Actuals			
Resource	Beginning Balance	Revenue Activity	Expense Activity	Net Activity	Resulting Balance
Fund 11000 - Operational Fund	858,005.58	348,379.37	276,629.05	71,750.32	929,755.90
Fund 14000 - Inst. Materials Fund	3,088.37	.00	.00	.00	3,088.37
Fund 21000 - Food Services Fund	121,817.14	.00	630.56	630.56-	121,186.58
Fund 23000 - Non-Instruct. Fund	.00	75.60	.00	75.60	75.60
Fund 23001 - Athletic	2,455.60-	.00	.00	.00	2,455.60-
Fund 23003 - Chess Club	39.71	.00	.00	.00	39.71
Fund 23004 - Student Council	2,962.08	.00	.00	.00	2,962.08
Fund 23005 - Yearbook	2,109.50	.00	.00	.00	2,109.50
Fund 23006 - Cheer	140.02	.00	.00	.00	140.02
Fund 23007 - Sunshine	297.42	.00	.00	.00	297.42
Fund 23010 - Admin Discretionary Account	4,510.38	.00	.00	.00	4,510.38
Fund 23102 - General Activities	2,897.49	.00	.00	.00	2,897.49
Fund 24101 - Title I - IASA	86,477.32-	86,477.32	1,262.00	85,215.32	1,262.00-
Fund 24106 - IDEA-B Entitlement	49,145.53-	49,145.53	546.00	48,599.53	546.00-
Fund 24118 - Fresh Fruit & Vegetables	3,631.63-	.00	.00	.00	3,631.63-
Fund 24153 - English Language Acquisition	4,541.00-	4,770.00	.00	4,770.00	229.00
Fund 24154 - Teach./Princp. Train & Recruit	8,245.00-	8,245.00	730.00	7,515.00	730.00-
Fund 24189 - Title IV	1,276.00-	.00	.00	.00	1,276.00-
Fund 25153 - Title XIX MEDICAID 3/21 Years	28,248.67	4,969.82	3,420.80	1,549.02	29,797.69
Fund 25171 - Child & Adult Food Program	30,413.21	.00	.00	.00	30,413.21
Fund 27107 - 2012 GOBond Std. Library SB-66	7,838.00-	7,838.00	.00	7,838.00	.00
Fund 27109 - Instructional Materials- GAA	3,500.58	.00	.00	.00	3,500.58
Fund 27130 - Career Information System	.00	500.00	.00	500.00	500.00
Fund 27149 - PreK Initiative	153,896.83-	153,860.85	2,437.00	151,423.85	2,472.98-
Fund 31200 - Public School Capital Outlay					

Selection Grouped by Fund - Sorted by Resource, (Org = 130, As of Date = 7/31/2020, Actuals = Y, Enc = N, SACS Fund = N, SACS Rsrc = N, SACS = N, Restricted Accts = Y)

SCHOOLABILITY

Page 1 of 2

As of 07/31/2020		Fiscal Year 2020/21 Actuals			
Resource	Beginning Balance	Revenue Activity	Expense Activity	Net Activity	Resulting Balance
Fund 31200 - Public School Capital Outlay	145,628.00-	145,628.00	.00	145,628.00	.00
Fund 31600 - Capital Improv. HB 33	806,579.12	6,292.73	62.93	6,229.80	812,808.92
Fund 31701 - Capital Improv. SB9 Local	409,417.05	3,181.94	31.82	3,150.12	412,567.17
Fund 31703 - SB9 State Match Cash	9,854.00	.00	.00	.00	9,854.00
Total for Org	1,820,745.41	819,364.16	285,750.16	533,614.00	2,354,359.41

Funds - Func - Obj ct - Pr grm- Locat n - Jb Cl - Opt n1	Description	Adopted Budget	Revised Budget	Encumbered	Expenditure	Account Balance
11000-1000-51100-0000-001118-1611-00000	SalariesExpense,Subsickl	42,642.00	42,642.00	19,392.10		23,249.90
11000-1000-51100-1010-001118-1411-00000	SalariesExpense,Teachers	705,330.00	705,330.00	539,104.02		166,225.98
11000-1000-51100-1010-001118-1413-00000	SalariesExpense,TeachersE	65,754.00	65,754.00	41,002.00		24,752.00
11000-1000-51100-1010-001118-1713-00000	SalariesExpense,InstAsst-	8,819.00	8,819.00	52,364.26		43,545.26-
11000-1000-51100-1020-001118-1711-00000	SalariesExpense,InstAsst1	52,000.00	52,000.00			52,000.00
11000-1000-51100-2000-001118-1412-00000	SalariesExpense,Teachers	108,292.00	108,292.00	232,869.00		124,577.00-
11000-1000-51100-4010-001118-1413-00000	SalariesExpense,TeacherSE	52,223.00	52,223.00	50,215.10		2,007.90
11000-1000-51100-4010-001118-1416-00000	SalariesExpense,TeachersO	432,218.00	432,218.00	419,832.36		12,385.64
11000-1000-51100-4025-001118-1412-00000	SalariesExpense,Teachers	136,082.00	136,082.00			136,082.00
11000-1000-51100-4025-001118-1713-00000	SalariesExpense,InstAsst-	54,458.00	54,458.00			54,458.00
11000-1000-51200-1010-001118-1713-00000	OvertimeExpense,InstAsst-	2,280.00	2,280.00			2,280.00
11000-1000-51300-1010-001118-1411-00000	AddnlCompenshn,Teachers	53,610.00	53,610.00	28,498.86		25,111.14
11000-1000-51300-1010-001118-1411-10000	AddnlCompenshn,Teachers				913.00	913.00-
11000-1000-51300-1010-001118-1621-00000	AddnlCompenshn,Sum/After	1,000.00	1,000.00			1,000.00
11000-1000-51300-2000-001118-1412-00000	AddnlCompenshn,Teachers	6,500.00	6,500.00			6,500.00
11000-1000-51300-4010-001118-1416-00000	AddnlCompenshn,TeachersO	31,770.00	31,770.00	23,856.30		7,913.70
11000-1000-51300-4030-001118-0000-00000	AddnlCompenshn,NoJobClas	148,925.00	148,925.00			148,925.00
11000-1000-51300-4040-001118-0000-00000	AddnlCompenshn,NoJobClas	96,440.00	96,440.00			96,440.00
11000-1000-51300-9000-001118-1618-00000	AddnlCompenshn,Athletics	2,000.00	2,000.00			2,000.00
11000-1000-52111-0000-001118-0000-00000	EducRetirement	13,468.00	13,468.00	2,744.04		10,723.96
11000-1000-52111-1010-001118-0000-00000	EducRetirement	118,645.00	118,645.00	93,526.94		25,118.06
11000-1000-52111-1010-001118-0000-10000	EducRetirement				129.20	129.20-
11000-1000-52111-1020-001118-0000-00000	EducRetirement	7,358.00	7,358.00			7,358.00
11000-1000-52111-2000-001118-0000-00000	EducRetirement	16,245.00	16,245.00	32,951.10		16,706.10-
11000-1000-52111-4010-001118-0000-00000	EducRetirement	65,408.00	65,408.00	69,888.36		4,480.36-
11000-1000-52111-4025-001118-0000-00000	EducRetirement	26,964.00	26,964.00			26,964.00
11000-1000-52111-4030-001118-0000-00000	EducRetirement	21,082.00	21,082.00			21,082.00
11000-1000-52111-4040-001118-0000-00000	EducRetirement	13,663.00	13,663.00			13,663.00
11000-1000-52111-9000-001118-0000-00000	EducRetirement	284.00	284.00			284.00
11000-1000-52112-0000-001118-0000-00000	ERARetireeHlth	1,904.00	1,904.00	387.92		1,516.08
11000-1000-52112-1010-001118-0000-00000	ERARetireeHlth	16,777.00	16,777.00	13,218.66		3,558.34
11000-1000-52112-1010-001118-0000-10000	ERARetireeHlth				18.26	18.26-
11000-1000-52112-1020-001118-0000-00000	ERARetireeHlth	1,040.00	1,040.00			1,040.00
11000-1000-52112-2000-001118-0000-00000	ERARetireeHlth	2,296.00	2,296.00	4,657.64		2,361.64-
11000-1000-52112-4010-001118-0000-00000	ERARetireeHlth	9,249.00	9,249.00	9,878.62		629.62-
11000-1000-52112-4025-001118-0000-00000	ERARetireeHlth	3,814.00	3,814.00			3,814.00
11000-1000-52112-4030-001118-0000-00000	ERARetireeHlth	2,985.00	2,985.00			2,985.00

Selection Grouped by Account Type, Filtered by User Permissions, (Org = 130, Online/Offline = N, Period = 1, UnPosted JES? = N, Assets and Liabilities? = N, Restricted Accts? = Y, Object = 5, Obj Digits = 0, Page Break Lvl =)

Funds - Func - Obj ct - Pr grm- Locat n - Jb Cl - Opt n1	Description	Adopted Budget	Revised Budget	Encumbered	Expenditure	Account Balance
11000-1000-52112-4040-001118-0000-00000	ERARetireeHlth	1,939.00	1,939.00			1,939.00
11000-1000-52112-9000-001118-0000-00000	ERARetireeHlth	40.00	40.00			40.00
11000-1000-52210-0000-001118-0000-00000	FICA Payments	5,902.00	5,902.00	1,202.24		4,699.76
11000-1000-52210-1010-001118-0000-00000	FICA Payments	51,983.00	51,983.00	40,918.70		11,064.30
11000-1000-52210-1010-001118-0000-10000	FICA Payments				56.60	56.60
11000-1000-52210-1020-001118-0000-00000	FICA Payments	3,224.00	3,224.00			3,224.00
11000-1000-52210-2000-001118-0000-00000	FICA Payments	7,118.00	7,118.00	14,437.54		7,319.54
11000-1000-52210-4010-001118-0000-00000	FICA Payments	28,659.00	28,659.00	30,621.59		1,962.59
11000-1000-52210-4025-001118-0000-00000	FICA Payments	11,816.00	11,816.00			11,816.00
11000-1000-52210-4030-001118-0000-00000	FICA Payments	9,242.00	9,242.00			9,242.00
11000-1000-52210-4040-001118-0000-00000	FICA Payments	5,997.00	5,997.00			5,997.00
11000-1000-52210-9000-001118-0000-00000	FICA Payments	124.00	124.00			124.00
11000-1000-52220-0000-001118-0000-00000	MedicarePaymnts	1,381.00	1,381.00	281.06		1,099.94
11000-1000-52220-1010-001118-0000-00000	MedicarePaymnts	12,175.00	12,175.00	9,570.00		2,605.00
11000-1000-52220-1010-001118-0000-10000	MedicarePaymnts				13.23	13.23
11000-1000-52220-1020-001118-0000-00000	MedicarePaymnts	754.00	754.00			754.00
11000-1000-52220-2000-001118-0000-00000	MedicarePaymnts	1,666.00	1,666.00	3,376.62		1,710.62
11000-1000-52220-4010-001118-0000-00000	MedicarePaymnts	6,712.00	6,712.00	7,161.18		449.18
11000-1000-52220-4025-001118-0000-00000	MedicarePaymnts	2,767.00	2,767.00			2,767.00
11000-1000-52220-4030-001118-0000-00000	MedicarePaymnts	2,167.00	2,167.00			2,167.00
11000-1000-52220-4040-001118-0000-00000	MedicarePaymnts	1,415.00	1,415.00			1,415.00
11000-1000-52220-9000-001118-0000-00000	MedicarePaymnts	30.00	30.00			30.00
11000-1000-52311-1010-001118-0000-00000	Hth&MedPremiums	60,074.00	60,074.00	32,949.60		27,124.40
11000-1000-52311-1020-001118-0000-00000	Hth&MedPremiums	12,803.00	12,803.00			12,803.00
11000-1000-52311-2000-001118-0000-00000	Hth&MedPremiums	17,376.00	17,376.00	4,206.24		13,169.76
11000-1000-52311-4010-001118-0000-00000	Hth&MedPremiums	45,456.00	45,456.00	18,801.36		26,654.64
11000-1000-52311-4025-001118-0000-00000	Hth&MedPremiums	5,335.00	5,335.00			5,335.00
11000-1000-52312-0000-001118-0000-00000	Life	114.00	114.00	56.40		57.60
11000-1000-52312-1010-001118-0000-00000	Life	855.00	855.00	789.60		65.40
11000-1000-52312-1020-001118-0000-00000	Life	57.00	57.00			57.00
11000-1000-52312-2000-001118-0000-00000	Life	114.00	114.00	169.20		55.20
11000-1000-52312-4010-001118-0000-00000	Life	456.00	456.00	394.80		61.20
11000-1000-52312-4025-001118-0000-00000	Life	342.00	342.00			342.00
11000-1000-52313-1010-001118-0000-00000	Dental	2,655.00	2,655.00	2,550.00		105.00
11000-1000-52313-1020-001118-0000-00000	Dental	308.00	308.00			308.00
11000-1000-52313-2000-001118-0000-00000	Dental	514.00	514.00	205.92		308.08
11000-1000-52313-4010-001118-0000-00000	Dental	1,317.00	1,317.00	1,007.76		309.24

Selection Grouped by Account Type, Filtered by User Permissions, (Org = 130, Online/Offline = N, Period = 1, UnPosted JES? = N, Assets and Liabilities? = N, Restricted Accts? = Y, Object = 5, Obj Digits = 0, Page Break Lvl =)

Fiscal105

Account Summary-Balance

Balances through 07/31/2020

Fiscal Year 2020/21

Funds - Func - Obj ct - Pr grm - Locat n - Jb Cl - Opt n1	Description	Adopted Budget	Revised Budget	Encumbered	Expenditure	Account Balance
11000-1000-52313-4025-001118-0000-00000	Dental	719.00	719.00			719.00
11000-1000-52314-1010-001118-0000-00000	Vision	520.00	520.00	386.40		133.60
11000-1000-52314-1020-001118-0000-00000	Vision	102.00	102.00			102.00
11000-1000-52314-2000-001118-0000-00000	Vision	148.00	148.00	45.12		102.88
11000-1000-52314-4010-001118-0000-00000	Vision	484.00	484.00	279.12		204.88
11000-1000-52314-4025-001118-0000-00000	Vision	165.00	165.00			165.00
11000-1000-52315-0000-001118-0000-00000	Disability	176.00	176.00			176.00
11000-1000-52315-1010-001118-0000-00000	Disability	1,335.00	1,335.00	757.24		577.76
11000-1000-52315-1020-001118-0000-00000	Disability	288.00	288.00			288.00
11000-1000-52315-2000-001118-0000-00000	Disability	348.00	348.00	411.84		63.84-
11000-1000-52315-4010-001118-0000-00000	Disability	576.00	576.00	156.96		419.04
11000-1000-52315-4025-001118-0000-00000	Disability	399.00	399.00			399.00
11000-1000-52500-0000-001118-0000-00000	UnemploymntComp	170.00	170.00	61.12		108.98
11000-1000-52500-1010-001118-0000-00000	UnemploymntComp	1,275.00	1,275.00	1,166.93		108.07
11000-1000-52500-1010-001118-0000-10000	UnemploymntComp				.44	.44-
11000-1000-52500-1020-001118-0000-00000	UnemploymntComp	85.00	85.00			85.00
11000-1000-52500-2000-001118-0000-00000	UnemploymntComp	170.00	170.00	435.00		265.00-
11000-1000-52500-4010-001118-0000-00000	UnemploymntComp	680.00	680.00	753.76		73.76-
11000-1000-52500-4025-001118-0000-00000	UnemploymntComp	510.00	510.00			510.00
11000-1000-52710-0000-001118-0000-00000	WorkersCompPrem	1,214.00	1,214.00		1,214.00	
11000-1000-52710-1010-001118-0000-00000	WorkersCompPrem	9,942.00	9,942.00		10,062.00	120.00-
11000-1000-52710-1020-001118-0000-00000	WorkersCompPrem	663.00	663.00		663.00	
11000-1000-52710-2000-001118-0000-00000	WorkersCompPrem	1,381.00	1,381.00		1,381.00	
11000-1000-52710-4010-001118-0000-00000	WorkersCompPrem	5,506.00	5,506.00		5,506.00	
11000-1000-52710-4025-001118-0000-00000	WorkersCompPrem	2,432.00	2,432.00		2,432.00	
11000-1000-52720-0000-001118-0000-00000	WorkersCompERFee	20.00	20.00	9.20		10.80
11000-1000-52720-1010-001118-0000-00000	WorkersCompERFee	150.00	150.00	128.80		21.20
11000-1000-52720-1020-001118-0000-00000	WorkersCompERFee	10.00	10.00			10.00
11000-1000-52720-2000-001118-0000-00000	WorkersCompERFee	20.00	20.00	46.00		26.00-
11000-1000-52720-4010-001118-0000-00000	WorkersCompERFee	80.00	80.00	82.80		2.80-
11000-1000-52720-4025-001118-0000-00000	WorkersCompERFee	60.00	60.00			60.00
11000-1000-53330-1010-001118-0000-00000	ProfessDevelop			3,820.00		3,820.00-
11000-1000-53330-4040-001118-0000-00000	ProfessDevelop	29,398.00	29,398.00			29,398.00
11000-1000-53711-1010-001118-0000-00000	Other Charges	1,000.00	1,000.00	414.00		586.00
11000-1000-53711-9000-001118-0000-00000	Other Charges	1,400.00	1,400.00			1,400.00
11000-1000-55817-1010-001118-0000-00000	Student Travel	10,432.00	10,432.00			10,432.00
11000-1000-55915-1010-001118-0000-00000	OthContractSvcs	27,061.00	27,061.00	20,000.00		7,061.00

Selection Grouped by Account Type. Filtered by User Permissions. (Org = 130, Online/Offline = N, Period = 1, UnPosted JES? = N, Assets and Liabilities? = N, Restricted Accts? = Y, Object = 5, Obj Digits = 0, Page Break Lvl =)

Funds - Func - Obj ct - Pr grm- Locat n - Jb Cl - Opt n1	Description	Adopted Budget	Revised Budget	Encumbered	Expenditure	Account Balance
11000-1000-55915-4040-001118-0000-00000	OthContractSvcs	20,000.00	20,000.00			20,000.00
11000-1000-55915-9000-001118-0000-00000	OthContractSvcs	5,000.00	5,000.00			5,000.00
11000-1000-56112-1010-001118-0000-00000	Other Textbooks	75,577.00	75,577.00		111,614.20	36,037.20-
11000-1000-56113-1010-001118-0000-00000	Software	3,650.00	3,650.00	24,186.07		20,536.07-
11000-1000-56113-4040-001118-0000-00000	Software	3,800.00	3,800.00			3,800.00
11000-1000-56118-0000-001118-0000-00000	GenSuppliesMats	20,000.00	20,000.00	100.00		100.00-
11000-1000-56118-1010-001118-0000-00000	GenSuppliesMats	3,440.59	3,440.59			16,559.41
11000-1000-56118-4040-001118-0000-00000	GenSuppliesMats	34,600.00	34,600.00			34,600.00
11000-1000-57331-1010-001118-0000-00000	FixedAssets>\$5k	506,108.00	506,108.00			506,108.00
11000-1000-57332-1010-001118-0000-00000	SupplAssets<\$5k	12,650.00	12,650.00	44,261.95		31,611.95-
11000-2100-51100-0000-001118-1211-00000	SalariesExpense,CoordSubs			61,018.10		61,018.10-
11000-2100-51100-0000-001118-1214-00000	SalariesExpense,Couns-Soc			55,550.04		55,550.04-
11000-2100-51100-0000-001118-1216-00000	SalariesExpense,HealthAss			8,029.58		8,029.58-
11000-2100-51100-2000-001118-1214-00000	SalariesExpense,Couns-Soc			50,014.12		50,014.12-
11000-2100-51100-4025-001118-1214-00000	SalariesExpense,Couns-Soc	109,214.00	109,214.00			109,214.00
11000-2100-51300-0000-001118-1211-00000	AddnlCompensh,CoordSubs			16,908.06		16,908.06-
11000-2100-51300-2000-001118-1211-00000	AddnlCompensh,CoordSubs	3,000.00	3,000.00	5,000.06		2,000.06-
11000-2100-51300-2000-001118-1214-00000	AddnlCompensh,CoordSubs	3,250.00	3,250.00			3,250.00
11000-2100-52111-0000-001118-0000-00000	EducRetirement			18,886.92		18,886.92-
11000-2100-52111-2000-001118-0000-00000	EducRetirement	885.00	885.00	7,784.40		6,899.40-
11000-2100-52111-4025-001118-0000-00000	EducRetirement	15,454.00	15,454.00			15,454.00
11000-2100-52112-0000-001118-0000-00000	ERARetireeHlth			2,830.10		2,830.10-
11000-2100-52112-2000-001118-0000-00000	ERARetireeHlth	125.00	125.00	1,100.06		975.06-
11000-2100-52112-4025-001118-0000-00000	ERARetireeHlth	2,185.00	2,185.00			2,185.00
11000-2100-52210-0000-001118-0000-00000	FICA Payments			8,712.48		8,712.48-
11000-2100-52210-2000-001118-0000-00000	FICA Payments	388.00	388.00	3,410.94		3,022.94-
11000-2100-52210-4025-001118-0000-00000	FICA Payments	6,772.00	6,772.00			6,772.00
11000-2100-52220-0000-001118-0000-00000	MedicarePaymnts			2,037.76		2,037.76-
11000-2100-52220-2000-001118-0000-00000	MedicarePaymnts	92.00	92.00	797.68		705.68-
11000-2100-52220-4025-001118-0000-00000	MedicarePaymnts	1,585.00	1,585.00			1,585.00
11000-2100-52311-0000-001118-0000-00000	Hth&MedPremiums			4,206.24		4,206.24-
11000-2100-52311-2000-001118-0000-00000	Hth&MedPremiums			5,201.28		5,201.28-
11000-2100-52311-4025-001118-0000-00000	Hth&MedPremiums	9,672.00	9,672.00			9,672.00
11000-2100-52312-0000-001118-0000-00000	Life			112.80		112.80-
11000-2100-52312-2000-001118-0000-00000	Life			56.40		56.40-
11000-2100-52312-4025-001118-0000-00000	Life	114.00	114.00			114.00
11000-2100-52313-0000-001118-0000-00000	Dental			205.92		205.92-

Selection Grouped by Account Type, Filtered by User Permissions, (Org = 130, Online/Offline = N, Period = 1, UnPosted JES? = N, Assets and Liabilities? = N, Restricted Accts? = Y, Object = 5, Obj Digits = 0, Page Break Lvl =)

Fiscal105

Account Summary-Balance

Balances through 07/31/2020

Fiscal Year 2020/21

Funds - Func - Obj ct - Pr grm - Locat n - Jb Cl - Opt n1	Description	Adopted Budget	Revised Budget	Encumbered	Expenditure	Account Balance
11000-2100-52313-2000-001118-0000-00000	Dental			205.92		205.92-
11000-2100-52313-4025-001118-0000-00000	Dental	310.00	310.00			310.00
11000-2100-52314-2000-001118-0000-00000	Vision			45.12		45.12-
11000-2100-52314-4025-001118-0000-00000	Vision	92.00	92.00			92.00
11000-2100-52315-2000-001118-0000-00000	Disability			174.02		174.02-
11000-2100-52315-4025-001118-0000-00000	Disability	367.00	367.00			367.00
11000-2100-52500-0000-001118-0000-00000	UnemploymntComp			248.11		248.11-
11000-2100-52500-2000-001118-0000-00000	UnemploymntComp	170.00	170.00	91.67		91.67-
11000-2100-52500-4025-001118-0000-00000	UnemploymntComp	170.00	170.00			170.00
11000-2100-52710-4025-001118-0000-00000	WorkersCompPrem	1,392.00	1,392.00			1,392.00
11000-2100-52720-0000-001118-0000-00000	WorkersCompERFee			27.60		27.60-
11000-2100-52720-4025-001118-0000-00000	WorkersCompERFee	20.00	20.00			20.00
11000-2100-53211-2000-001118-0000-00000	DiagsContracted	15,853.00	15,853.00	7,876.49		7,976.51
11000-2100-53212-2000-001118-0000-00000	SpeechThrsptCont	24,859.00	24,859.00			24,859.00
11000-2100-53213-2000-001118-0000-00000	OccThrsptCont	12,166.00	12,166.00			12,166.00
11000-2100-55915-2000-001118-0000-00000	OthContractSvcs				9,329.47	9,329.47-
11000-2100-55915-4025-001118-0000-00000	OthContractSvcs	9,000.00	9,000.00			9,000.00
11000-2100-56113-0000-001118-0000-00000	Software	8,000.00	8,000.00			8,000.00
11000-2100-56118-4025-001118-0000-00000	GenSuppliesMats	3,700.00	3,700.00			3,700.00
11000-2100-57332-4025-001118-0000-00000	SupplAssets<\$5k	7,000.00	7,000.00			7,000.00
11000-2200-56113-0000-001118-0000-00000	Software	2,060.00	2,060.00			2,060.00
11000-2200-56118-0000-001118-0000-00000	GenSuppliesMats	3,237.00	3,237.00		657.04	2,579.96
11000-2300-51100-0000-001118-1111-00000	SalariesExpense,Superrite	120,000.00	120,000.00	101,159.75	4,046.39	14,793.86
11000-2300-51300-0000-001118-1111-00000	AddnlCompenshn,Superinte	4,464.00	4,464.00		3,753.75	710.25
11000-2300-52111-0000-001118-0000-00000	EducRetirement	17,612.00	17,612.00	14,314.00	1,103.72	2,194.28
11000-2300-52112-0000-001118-0000-00000	ERARetireeHlth	2,490.00	2,490.00	2,023.25	156.01	310.74
11000-2300-52210-0000-001118-0000-00000	FICA Payments	7,717.00	7,717.00	6,227.34	481.58	1,008.08
11000-2300-52220-0000-001118-0000-00000	MedicarePaymnts	1,805.00	1,805.00	1,456.41	112.63	235.96
11000-2300-52311-0000-001118-0000-00000	Hth&MedPremiums	14,362.00	14,362.00	12,110.78	550.49	1,700.73
11000-2300-52312-0000-001118-0000-00000	Life	57.00	57.00	51.70	2.35	2.95
11000-2300-52313-0000-001118-0000-00000	Dental	616.00	616.00	564.52	25.66	25.82
11000-2300-52314-0000-001118-0000-00000	Vision	102.00	102.00	93.28	4.24	4.48
11000-2300-52500-0000-001118-0000-00000	UnemploymntComp	85.00	85.00	85.12		.12-
11000-2300-52710-0000-001118-0000-00000	WorkersCompPrem	1,529.00	1,529.00		1,529.00	
11000-2300-52720-0000-001118-0000-00000	WorkersCompERFee	10.00	10.00	9.20		.80
11000-2300-53411-0000-001118-0000-00000	Auditing	15,000.00	15,000.00	14,300.00		700.00
11000-2300-53413-0000-001118-0000-00000	Legal	30,136.00	30,136.00	32,362.50		2,226.50-

Selection Grouped by Account Type, Filtered by User Permissions, (Org = 130, Online/Offline = N, Period = 1, UnPosted JES? = N, Assets and Liabilities? = N, Restricted Accts? = Y, Object = 5, Obj Digits = 0, Page Break Lvl =)

Funds - Func - Obj ct - Pr gmn- Locat n - Jb Cl - Opt n1	Description	Adopted Budget	Revised Budget	Encumbered	Expenditure	Account Balance
11000-2300-55400-0000-001118-0000-00000	Advertising	4,000.00	4,000.00			4,000.00
11000-2300-55812-0000-001118-0000-00000	Board Training			125.00		125.00-
11000-2400-51100-0000-001118-1112-00000	SalariesExpense,Principal	89,025.00	89,025.00			89,025.00
11000-2400-51100-0000-001118-1217-00000	SalariesExpense,SecClert	83,100.00	83,100.00	80,598.18		2,501.82
11000-2400-51200-0000-001118-1217-00000	OvertimeExpense,SecClert	4,460.00	4,460.00			4,460.00
11000-2400-51300-0000-001118-1112-00000	AddnlCompenstn,Principal	3,312.00	3,312.00			3,312.00
11000-2400-51300-0000-001118-1211-00000	AddnlCompenstn,CoordSubs				620.17	620.17-
11000-2400-51300-0000-001118-1217-00000	AddnlCompenstn,SecClert	8,574.00	8,574.00	1,300.00	1,419.20	5,854.80
11000-2400-52111-0000-001118-0000-00000	EducRetirement	26,674.00	26,674.00	11,588.72	288.58	14,796.70
11000-2400-52112-0000-001118-0000-00000	ERARetireeHlth	3,775.00	3,775.00	1,638.26	40.80	2,095.94
11000-2400-52210-0000-001118-0000-00000	FICA Payments	11,692.00	11,692.00	5,077.54	126.44	6,488.02
11000-2400-52220-0000-001118-0000-00000	MedicarePaymnts	2,737.00	2,737.00	1,187.68	29.57	1,519.75
11000-2400-52311-0000-001118-0000-00000	Hth&MedPremiums	4,954.00	4,954.00	4,556.88		397.12
11000-2400-52312-0000-001118-0000-00000	Life	228.00	228.00	169.20		58.80
11000-2400-52313-0000-001118-0000-00000	Dental	224.00	224.00	223.20		.80
11000-2400-52314-0000-001118-0000-00000	Vision	49.00	49.00	48.72		.28
11000-2400-52315-0000-001118-0000-00000	Disability	89.00	89.00	88.92		.08
11000-2400-52500-0000-001118-0000-00000	UnemploymntComp	340.00	340.00	232.05	5.11	102.84
11000-2400-52710-0000-001118-0000-00000	WorkersCompPrem	2,196.00	2,196.00		2,196.00	
11000-2400-52720-0000-001118-0000-00000	WorksCompERFee	40.00	40.00	27.60		12.40
11000-2400-53711-0000-001118-0000-00000	Other Charges	6,800.00	6,800.00			6,800.00
11000-2400-54630-0000-001118-0000-00000	RentalCompEqpmt	10,864.00	10,864.00	10,314.00		550.00
11000-2400-55813-0000-001118-0000-00000	EmpTravnNonTeach	1,000.00	1,000.00			1,000.00
11000-2400-55915-0000-001118-0000-00000	OthContractsVcs	17,394.00	17,394.00	6,505.97	700.23	10,187.80
11000-2400-56118-0000-001118-0000-00000	GenSuppliesMats	6,800.00	6,800.00	2,889.36		3,910.64
11000-2500-51100-0000-001118-1511-00000	SalariesExpense,Data Proc	26,000.00	26,000.00	25,250.16		749.84
11000-2500-52111-0000-001118-0000-00000	EducRetirement	3,679.00	3,679.00	3,572.92		106.08
11000-2500-52112-0000-001118-0000-00000	ERARetireeHlth	520.00	520.00	504.92		15.08
11000-2500-52210-0000-001118-0000-00000	FICA Payments	1,612.00	1,612.00	1,565.46		46.54
11000-2500-52220-0000-001118-0000-00000	MedicarePaymnts	377.00	377.00	366.08		10.92
11000-2500-52312-0000-001118-0000-00000	Life	57.00	57.00	56.40		.60
11000-2500-52500-0000-001118-0000-00000	UnemploymntComp	85.00	85.00	83.20		1.80
11000-2500-52710-0000-001118-0000-00000	WorkersCompPrem	332.00	332.00		332.00	
11000-2500-52720-0000-001118-0000-00000	WorksCompERFee	10.00	10.00	9.20		.80
11000-2500-53414-0000-001118-0000-00000	OthProftTechSvcs	223,600.00	223,600.00	219,947.51	12,915.33	9,262.84-
11000-2500-53711-0000-001118-0000-00000	Other Charges	10,030.00	10,030.00			10,030.00
11000-2500-55915-0000-001118-0000-00000	OthContractsVcs	4,500.00	4,500.00	1,388.11	111.89	3,000.00

Selection Grouped by Account Type, Filtered by User Permissions, (Org = 130, Online/Offline = N, Period = 1, UnPosted JES? = N, Assets and Liabilities? = N, Restricted Accts? = Y, Object = 5, Obj Digits = 0, Page Break Lvl =)

Funds - Func - Obj ct - Pr grm- Locat n - Jb Cl - Opt n1	Description	Adopted Budget	Revised Budget	Encumbered	Expenditure	Account Balance
11000-2500-56113-0000-001118-0000-00000	Software	22,850.00	22,850.00	1,039.99		21,810.01
11000-2500-56118-0000-001118-0000-00000	GenSuppliesMats	1,826.00	1,826.00	173.20		1,652.80
11000-2600-51100-0000-001118-1615-00000	SalariesExpense,Custodial	45,500.00	45,500.00	43,733.04		1,766.96
11000-2600-51300-0000-001118-1615-00000	AddnlCompenstn,Custodial	4,635.00	4,635.00			106.76
11000-2600-52111-0000-001118-0000-00000	EducRetirement	7,098.00	7,098.00	6,188.26		268.99
11000-2600-52112-0000-001118-0000-00000	ERARetireeHlth	1,004.00	1,004.00	874.90		38.54
11000-2600-52210-0000-001118-0000-00000	FICA Payments	3,111.00	3,111.00	2,711.54		118.71
11000-2600-52220-0000-001118-0000-00000	MedicarePaymnts	729.00	729.00	634.14		29.20
11000-2600-52311-0000-001118-0000-00000	Hth&MedPremiums	4,954.00	4,954.00	4,556.88		397.12
11000-2600-52312-0000-001118-0000-00000	Life	114.00	114.00	112.80		1.20
11000-2600-52313-0000-001118-0000-00000	Dental	224.00	224.00	223.20		.80
11000-2600-52314-0000-001118-0000-00000	Vision	49.00	49.00	48.72		.28
11000-2600-52500-0000-001118-0000-00000	UnemploymntComp	170.00	170.00	144.56		19.20
11000-2600-52710-0000-001118-0000-00000	WorkersCompPrem	580.00	580.00			580.00
11000-2600-52720-0000-001118-0000-00000	WorksCompERFee	20.00	20.00	18.40		1.60
11000-2600-53711-0000-001118-0000-00000	Other Charges			539.38		689.38-
11000-2600-54311-0000-001118-0000-00000	MntRepFmFixEqp	1,826.00	1,826.00			1,826.00
11000-2600-54312-0000-001118-0000-00000	MntRepBldgsGrnds	8,960.00	8,960.00			8,960.00
11000-2600-54411-0000-001118-0000-00000	Electricity	46,872.00	46,872.00	44,859.81		2,012.19
11000-2600-54412-0000-001118-0000-00000	NatGasBuildings	1,260.00	1,260.00	1,740.81		480.81-
11000-2600-54415-0000-001118-0000-00000	Water/Sewage	8,700.00	8,700.00	9,600.00		900.00-
11000-2600-54416-0000-001118-0000-00000	Communicatn Svcs	6,500.00	6,500.00	4,647.35		352.65
11000-2600-54610-0000-001118-0000-00000	RentLandBldngs	202,331.00	202,331.00	390,558.63		223,732.96-
11000-2600-55200-0000-001118-0000-00000	PropertyLiablns	50,608.00	50,608.00			50,608.00
11000-2600-55915-0000-001118-0000-00000	OthContracts Svcs	41,460.00	41,460.00	36,083.65		2,017.35
11000-2600-56118-0000-001118-0000-00000	GenSuppliesMats	7,000.00	7,000.00	566.89		874.20
11000-2600-57332-0000-001118-0000-00000	SupplAssets-\$5k	9,060.00	9,060.00	119.00		5,558.91
11000-2700-55200-0000-001118-0000-00000	PropertyLiablns	1,643.00	1,643.00			8,941.00
11000-3100-56116-0000-001118-0000-00000	Food	2,000.00	2,000.00			2,000.00
21000-3100-51100-0000-001118-1217-00000	SalariesExpense,SecClerTe	16,765.00	16,765.00	16,807.18		42.18-
21000-3100-51300-0000-001118-1217-00000	AddnlCompenstn,SecClerTe	2,625.00	2,625.00			2,625.00
21000-3100-52111-0000-001118-0000-00000	EducRetirement	2,745.00	2,745.00	2,378.22		352.06
21000-3100-52112-0000-001118-0000-00000	ERARetireeHlth	389.00	389.00	336.18		50.74
21000-3100-52210-0000-001118-0000-00000	FICA Payments	1,203.00	1,203.00	1,042.08		154.47
21000-3100-52220-0000-001118-0000-00000	MedicarePaymnts	283.00	283.00	243.62		37.87
21000-3100-52312-0000-001118-0000-00000	Life	57.00	57.00	56.40		.60
21000-3100-52500-0000-001118-0000-00000	UnemploymntComp	85.00	85.00	55.38		29.28

Selection Grouped by Account Type, Filtered by User Permissions. (Org = 130, Online/Offline = N, Period = 1, UnPosted JES? = N, Assets and Liabilities? = N, Restricted Accts? = Y, Object = 5, Obj Digits = 0, Page Break Lvl =)

Funds - Func - Obj ct - Pr gm- Locat n - Jb Cl - Opt n1	Description	Adopted Budget	Revised Budget	Encumbered	Expenditure	Account Balance
21000-3100-52710-0000-001118-0000-00000	WorkersCompPrem	214.00	214.00		214.00	
21000-3100-52720-0000-001118-0000-00000	WorksCompERFee	10.00	10.00	9.20	104.00	.80
21000-3100-53330-0000-001118-0000-00000	ProfessDevelop					104.00-
21000-3100-54411-0000-001118-0000-00000	Electricity	6,696.00	6,696.00	6,408.54	287.46	
21000-3100-54412-0000-001118-0000-00000	NatGasBuildings	1,260.00	1,260.00	1,958.16		698.16-
21000-3100-54415-0000-001118-0000-00000	Water/Sewage	2,200.00	2,200.00	2,400.00		200.00-
21000-3100-55915-0000-001118-0000-00000	OthContractSvcs	200,500.00	200,500.00	200,000.00		500.00
21000-3100-56116-0000-001118-0000-00000	Food	5,000.00	5,000.00			5,000.00
21000-3100-56118-0000-001118-0000-00000	GenSuppliesMats	3,750.00	3,750.00			3,750.00
21000-3100-57331-0000-001118-0000-00000	FixedAssets>\$5k	90,197.00	90,197.00			90,197.00
21000-3100-57332-0000-001118-0000-00000	SupplAssets<\$5k	6,000.00	6,000.00			6,000.00
23000-1000-56118-1010-001118-0000-00000	GenSuppliesMats	19,713.00	19,713.00			19,713.00
24101-1000-51100-1010-001118-1411-00000	SalariesExpense_Teachers	65,754.00	65,754.00	63,226.02		2,527.98
24101-1000-52111-0000-001118-0000-00000	EducRetirement	9,305.00	9,305.00			9,305.00
24101-1000-52111-1010-001118-0000-00000	EducRetirement			8,946.60		8,946.60-
24101-1000-52112-0000-001118-0000-00000	ERARetireeHlth	1,316.00	1,316.00			1,316.00
24101-1000-52112-1010-001118-0000-00000	ERARetireeHlth			1,264.64		1,264.64-
24101-1000-52210-0000-001118-0000-00000	FICA Payments	4,077.00	4,077.00			4,077.00
24101-1000-52210-1010-001118-0000-00000	FICA Payments			3,817.54		3,817.54-
24101-1000-52220-0000-001118-0000-00000	MedicarePaymnts	954.00	954.00			954.00
24101-1000-52220-1010-001118-0000-00000	MedicarePaymnts			892.76		892.76-
24101-1000-52311-0000-001118-0000-00000	Hth&MedPremiums	7,681.00	7,681.00			7,681.00
24101-1000-52311-1010-001118-0000-00000	Hth&MedPremiums			8,832.24		8,832.24-
24101-1000-52312-0000-001118-0000-00000	Life	46.00	46.00			46.00
24101-1000-52312-1010-001118-0000-00000	Life			56.40		56.40-
24101-1000-52313-0000-001118-0000-00000	Dental	314.00	314.00			314.00
24101-1000-52313-1010-001118-0000-00000	Dental			391.92		391.92-
24101-1000-52314-0000-001118-0000-00000	Vision	61.00	61.00			61.00
24101-1000-52314-1010-001118-0000-00000	Vision			75.60		75.60-
24101-1000-52315-0000-001118-0000-00000	Disability	177.00	177.00			177.00
24101-1000-52315-1010-001118-0000-00000	Disability			220.08		220.08-
24101-1000-52500-0000-001118-0000-00000	UnemploymntComp	68.00	68.00			68.00
24101-1000-52710-0000-001118-0000-00000	WorkersCompPrem	838.00	838.00			838.00
24101-1000-52720-0000-001118-0000-00000	WorksCompERFee	8.00	8.00			8.00
24101-1000-53330-1010-001118-0000-00000	ProfessDevelop	2,000.00	2,000.00			2,000.00
24101-1000-55817-1010-001118-0000-00000	Student Travel	1,009.00	1,009.00			1,009.00
24101-1000-56113-1010-001118-0000-00000	Software	6,240.00	6,240.00			6,240.00

Selection Grouped by Account Type, Filtered by User Permissions. (Org = 130, Online/Offline = N, Period = 1, UnPosted JES? = N, Assets and Liabilities? = N, Restricted Accts? = Y, Object = 5, Obj Digits = 0, Page Break Lvl =)

Funds - Func - Obj ct - Pr gm- Locat n - Jb Cl - Opt n1	Description	Adopted Budget	Revised Budget	Encumbered	Expenditure	Account Balance
24101-1000-57332-1010-001118-0000-00000	SupplAssets-\$5k	7,892.00	7,892.00			7,892.00
24101-2100-51100-0000-001118-1218-00000	SalariesExpense,SchStude	33,281.00	33,281.00	32,320.08		960.92
24101-2100-52111-0000-001118-0000-00000	EducRetirement	4,710.00	4,710.00	4,573.40		136.60
24101-2100-52112-0000-001118-0000-00000	ERARetireeHlth	666.00	666.00	646.36		19.64
24101-2100-52220-0000-001118-0000-00000	FICA Payments	2,064.00	2,064.00	2,003.82		60.18
24101-2100-52220-0000-001118-0000-00000	MedicarePaymnts	483.00	483.00	468.52		14.48
24101-2100-52312-0000-001118-0000-00000	Life	57.00	57.00	56.40		.60
24101-2100-52500-0000-001118-0000-00000	UnemploymntComp	85.00	85.00	85.40		-.40
24101-2100-52710-0000-001118-0000-00000	WorkersCompPrem	424.00	424.00		424.00	
24101-2100-52720-0000-001118-0000-00000	WorksCompERFee	10.00	10.00			.80
24101-2100-53711-0000-001118-0000-00000	Other Charges	2,308.00	2,308.00	9.20		2,308.00
24106-1000-51100-2000-001118-1712-00000	SalariesExpense,InstAssts	42,790.00	42,790.00	58,107.92		15,317.92-
24106-1000-52111-0000-001118-0000-00000	EducRetirement	6,056.00	6,056.00			6,056.00
24106-1000-52111-2000-001118-0000-00000	EducRetirement			8,221.98		8,221.98-
24106-1000-52112-0000-001118-0000-00000	ERARetireeHlth	857.00	857.00			857.00
24106-1000-52112-2000-001118-0000-00000	ERARetireeHlth			1,162.20		1,162.20-
24106-1000-52210-0000-001118-0000-00000	FICA Payments	2,655.00	2,655.00			2,655.00
24106-1000-52210-2000-001118-0000-00000	FICA Payments			3,602.56		3,602.56-
24106-1000-52220-0000-001118-0000-00000	MedicarePaymnts	622.00	622.00			622.00
24106-1000-52220-2000-001118-0000-00000	MedicarePaymnts			842.66		842.66-
24106-1000-52311-0000-001118-0000-00000	Hth&MedPremiums	7,068.00	7,068.00			7,068.00
24106-1000-52311-2000-001118-0000-00000	Hth&MedPremiums			6,068.16		6,068.16-
24106-1000-52312-0000-001118-0000-00000	Life	171.00	171.00			171.00
24106-1000-52312-2000-001118-0000-00000	Life			225.60		225.60-
24106-1000-52313-0000-001118-0000-00000	Dental	258.00	258.00			258.00
24106-1000-52313-2000-001118-0000-00000	Dental			240.24		240.24-
24106-1000-52314-0000-001118-0000-00000	Vision	57.00	57.00			57.00
24106-1000-52314-2000-001118-0000-00000	Vision			52.56		52.56-
24106-1000-52500-0000-001118-0000-00000	UnemploymntComp	255.00	255.00			255.00
24106-1000-52500-2000-001118-0000-00000	UnemploymntComp			191.62		191.62-
24106-1000-52710-0000-001118-0000-00000	WorkersCompPrem	546.00	546.00			546.00
24106-1000-52720-0000-001118-0000-00000	WorksCompERFee	30.00	30.00			30.00
24106-2100-53212-2000-001118-0000-00000	SpeechThrpsCont	33,226.00	33,226.00			33,226.00
24153-1000-53330-1010-001118-0000-00000	ProfessDevelop	1,950.00	1,950.00			1,950.00
24153-1000-56113-1010-001118-0000-00000	Software	4,170.00	4,170.00			4,170.00
24154-1000-53330-1010-001118-0000-00000	ProfessDevelop	17,274.00	17,274.00	1,095.00		16,179.00
24154-2400-53330-0000-001118-0000-00000	ProfessDevelop	2,000.00	2,000.00		730.00	1,270.00

Selection Grouped by Account Type, Filtered by User Permissions. (Org = 130, Online/Offline = N, Period = 1, UnPosted JES? = N, Assets and Liabilities? = N, Restricted Accts? = Y, Object = 5, Obj Digits = 0, Page Break Lvl =)

Balances through 07/31/2020

Fiscal Year 2020/21

Funds - Func - Obj ct - Pr gmn- Locat n - Jb Cl - Opt n1	Description	Adopted Budget	Revised Budget	Encumbered	Expenditure	Account Balance
24301-1000-57332-1010-001118-0000-00000	SupplAssets-\$5k	98,241.00	98,241.00	34,305.05		63,935.95
24301-2100-56118-2000-001118-0000-00000	GenSuppliesMats	5,000.00	5,000.00			5,000.00
24301-2600-56118-0000-001118-0000-00000	GenSuppliesMats	1,500.00	1,500.00	19,300.41		17,800.41-
25153-2100-55915-2000-001118-0000-00000	OthContractsSvs	17,105.00	17,105.00		3,420.80	13,684.20
25171-3100-55915-0000-001118-0000-00000	OthContractsSvs	167,073.00	167,073.00			167,073.00
26177-1000-51300-9000-001118-1618-00000	AddnlCompenstn Athletics	6,116.00	6,116.00			6,116.00
26177-1000-52111-0000-001118-0000-00000	EducRetirement	869.00	869.00			869.00
26177-1000-52112-0000-001118-0000-00000	ERARetireeHlth	125.00	125.00			125.00
26177-1000-52210-0000-001118-0000-00000	FICA Payments	382.00	382.00			382.00
26177-1000-52220-0000-001118-0000-00000	MedicarePaymnts	91.00	91.00			91.00
26177-1000-56118-1010-001118-0000-00000	GenSuppliesMats	417.00	417.00			417.00
27149-1000-51100-1010-001118-1414-00000	SalariesExpense_TeachersP	116,720.00	116,720.00	112,232.12		4,487.88
27149-1000-51100-1010-001118-1714-00000	SalariesExpense_InstAssstP	40,000.00	40,000.00	52,152.36		12,152.36-
27149-1000-51300-1010-001118-1414-00000	AddnlCompenstn_TeachersP	8,842.00	8,842.00			8,842.00
27149-1000-51300-1010-001118-1714-00000	AddnlCompenstn_InstAssstP	3,852.00	3,852.00			3,852.00
27149-1000-52111-0000-001118-0000-00000	EducRetirement	27,318.00	27,318.00			27,318.00
27149-1000-52111-1010-001118-0000-00000	EducRetirement			23,260.38		23,260.38-
27149-1000-52112-0000-001118-0000-00000	ERARetireeHlth	4,301.00	4,301.00			4,301.00
27149-1000-52112-1010-001118-0000-00000	ERARetireeHlth			3,287.70		3,287.70-
27149-1000-52210-0000-001118-0000-00000	FICA Payments	13,319.00	13,319.00			13,319.00
27149-1000-52210-1010-001118-0000-00000	FICA Payments			10,191.74		10,191.74-
27149-1000-52220-0000-001118-0000-00000	MedicarePaymnts	3,123.00	3,123.00			3,123.00
27149-1000-52220-1010-001118-0000-00000	MedicarePaymnts			2,383.68		2,383.68-
27149-1000-52312-0000-001118-0000-00000	Life	342.00	342.00			342.00
27149-1000-52312-1010-001118-0000-00000	Life			282.00		282.00-
27149-1000-52313-0000-001118-0000-00000	Dental	393.00	393.00			393.00
27149-1000-52313-1010-001118-0000-00000	Dental			391.92		391.92-
27149-1000-52500-0000-001118-0000-00000	UnemploymntComp	510.00	510.00			510.00
27149-1000-52500-1010-001118-0000-00000	UnemploymntComp			335.34		335.34-
27149-1000-52710-0000-001118-0000-00000	WorkersCompPrem	2,437.00	2,437.00			2,437.00
27149-1000-52720-0000-001118-0000-00000	WorksCompERFee	60.00	60.00			60.00
27149-1000-53330-1010-001118-0000-00000	ProfessDevelop	3,600.00	3,600.00			3,600.00
27149-1000-55817-1010-001118-0000-00000	Student Travel	1,000.00	1,000.00			1,000.00
27149-1000-55915-1010-001118-0000-00000	OthContractsSvs	3,300.00	3,300.00	6,200.00		2,900.00-
27149-1000-56118-1010-001118-0000-00000	GenSuppliesMats	36,883.00	36,883.00			36,883.00
27149-2600-57331-0000-001118-0000-00000	FixedAssets>\$5k			878.48		878.48-
27183-3100-56116-0000-001118-0000-00000	Food	2,000.00	2,000.00			2,000.00

Selection Grouped by Account Type, Filtered by User Permissions, (Org = 130, Online/Offline = N, Period = 1, UnPosted JES? = N, Assets and Liabilities? = N, Restricted Accts? = Y, Object = 5, Obj Digits = 0, Page Break Lvl =)

Funds - Func - Obj ct - Pr gm- Locat n - Jb Cl - Opt nl	Description	Adopted Budget	Revised Budget	Encumbered	Expenditure	Account Balance
31600-2300-53712-0000-001118-0000-00000	CityTaxCollCost	5,433.00	5,433.00		62.93	5,370.07
31600-4000-57200-0000-001118-0000-00000	BuildingPurchase	968,637.00	968,637.00			968,637.00
31700-4000-57331-0000-001118-0000-00000	FixedAssets>\$5k	20,350.00	20,350.00			20,350.00
31700-4000-57332-0000-001118-0000-00000	SupplAssets<\$5k	10,000.00	10,000.00			10,000.00
31701-2300-53712-0000-001118-0000-00000	CityTaxCollCost	2,700.00	2,700.00		31.82	2,668.18
31701-4000-54315-0000-001118-0000-00000	MntRepBigsGrdEq	41,500.00	41,500.00			41,500.00
31701-4000-57112-0000-001118-0000-00000	LandImprovmnts	15,000.00	15,000.00			15,000.00
31701-4000-57200-0000-001118-0000-00000	BuildingPurchase	414,051.00	414,051.00			414,051.00
31701-4000-57331-0000-001118-0000-00000	FixedAssets>\$5k	15,000.00	15,000.00			15,000.00
31701-4000-57332-0000-001118-0000-00000	SupplAssets<\$5k	15,427.00	15,427.00			15,427.00
31703-4000-57332-0000-001118-0000-00000	SupplAssets<\$5k	9,854.00	9,854.00			9,854.00
Total for Expense Accounts		7,616,252.00	7,616,252.00	3,982,403.72	285,750.16	3,348,098.12
Total for Org 130 and Expense accounts		7,616,252.00	7,616,252.00	3,982,403.72	285,750.16	3,348,098.12

Selection Grouped by Account Type, Filtered by User Permissions, (Org = 130, Online/Offline = N, Period = 1, UnPosted JES? = N, Assets and Liabilities? = N, Restricted Accts? = Y, Object = 5, Obj Digits = 0, Page Break Lvl =)

