Christine Duncan Heritage Academy
Finance Committee Meeting - June 19, 2019
Governing Council Meeting - June 19, 2019

A. BARs*

	BAR #	Fund Description	Type	Amount
	1			

B. Payroll & Accounts Payable Payment Vouchers*

1 May 2019

C. Financial Statement Reports - as of May 31, 2019 - 91.67% time passed CFY

1 Bank Reconciliations
2 Expenditure Graphs
3 Financial Analysis

D. Other

1 .
2

* Requires Finance Committee and Governing Council Approval

Checks Dated 05/01/2019 through 05/31/2019

Check Number	Check Date	Pay to the Order of	Check Amount
11334	05/07/2019	Jesus A Moncada	73.98
11336	05/09/2019	ABCWUA	917.85
11337	05/09/2019	Alpine Protection LLC	283.01
11338	05/09/2019	Association of Charter School Education Services	21,159.41
11339	05/09/2019	Beal School Bus Company	546.00
11340	05/09/2019	Saylor Family Trust, LLC	32,500.00
11341	05/09/2019	Metropolitan Life Insurance	200.00
11342	05/09/2019	NM Educational RetirementBoard	40,576.85
11343	05/09/2019	NM Taxation/Revenue Department	3,874.20
11344	05/09/2019	Pre-Paid Legal Services, Inc.	109.70
11345	05/09/2019	Ben E Keith Foods	2,443.49
11346	05/09/2019	Brady Industries, LLC	713.82
11347	05/09/2019	Chalios Mexican Catering	300.00
11348	05/09/2019	Charter School Nursing Service	3,661.45
11349	05/09/2019	Herrera School Buses and Coaches, Inc.	246.67
11350	05/09/2019	InAccord, P.C.	2,993.53
11351	05/09/2019	Lakeshore Learning Materials	2,883.76
11352	05/09/2019	Orkin Pest Control	112.19
11353	05/09/2019	Pitney Bowes Purchase Power	379.07
11354	05/09/2019	PNM	3,397.69
11355	05/09/2019	Staples Contract & Commercial, LLC	467.75
11356	05/14/2019	Accountability and Compliance Resources LLC	481.10
11357	05/14/2019	AKJ Wholesale, LLC	86.06
11358	05/14/2019	Alma Alvarez	18.97
11359	05/14/2019	American Family Life	499.52
11360	05/14/2019	Cristian Campo	15.10
11361	05/14/2019	De Lage Landen Financial Services Inc	712.52
11362	05/14/2019	Delgado, Marisol	11.87
11363	05/14/2019	Ephesus Office Technologies	433.91
11364	05/14/2019	Jesus A Moncada	7.55
11365	05/14/2019	Laun-Dry Supply Co. Inc.	254.95
11366	05/14/2019	Ludyvina Gomez	19.42
11367	05/14/2019	NM Gas Company	308.52
11368	05/14/2019	Oriental Trading Company	429.56
11369	05/14/2019	Ortiz-Mingorance, Nuria	19.42
11370	05/14/2019	Palmero, Maria Carmen	16.18
11371	05/14/2019	Quill Corporation	1,322.66
11372	05/14/2019	Sound & Signal Systems of NM	97.09
11373	05/14/2019	The Graduation Place	605.40
11374	05/14/2019	Viscoli, April	244.42
11375	05/15/2019	Fran Everist	36.00
11378	05/23/2019	Albert Sanchez Bus Company	780.05
11379	05/23/2019	Albuquerque Publishing Company	38.66
11380	05/23/2019	Alpine Protection LLC	2,703.00
11381	05/23/2019	Alyssa R. Apodaca	233.96
11382	05/23/2019	Association of Charter School Education Services	70,836.23
11383	05/23/2019	Beal School Bus Company	888.00
11384	05/23/2019	Benjamin Chavez	167.74
11385	05/23/2019	Bilingual Multicultural Services, Inc.	7,222.23

The preceding Checks have been issued in accordance with the District's Policy and authorization of the Board of Trustees. It is recommended that the preceding Checks be approved.

SCHOOLABILITY

Checks Dated 05/01/2019 through 05/31/2019

Check Number	Check Date	Pay to the Order of	Check Amount
11386	05/23/2019	Comcast	373.99
11387	05/23/2019	Ethelvina Rosales	120.00
11388	05/23/2019	Family Engagement Inst PTA	240.00
11389	05/23/2019	Fernandez, Jorge	30.00
11390	05/23/2019	Herrera School Buses and Coaches, Inc.	392.43
11391	05/23/2019	Laun-Dry Supply Co. Inc.	1,580.69
11392	05/23/2019	Little Caesars	75.00
11393	05/23/2019	Lucero, Jesse	311.98
11394	05/23/2019	Meza, Julio	261.99
11395	05/23/2019	Oriental Trading Company	47.49
11396	05/23/2019	Quill Corporation	1,461.57
11397	05/28/2019	Lucero, Jesse	392.54
VCH-00000027	05/09/2019	NM RHC	5,044.88
VCH-00000029	05/03/2019	NMPSIA	21,428.60
		Total Number of Checks **63**	**238,091.67**

Fund Recap

Fund	Description	Check Count	Expensed Amount
11000	Operational Fund	53	130,926.88
21000	Food Services Fund	7	32,331.55
24101	Title I - IASA	11	3,710.06
24106	IDEA-B Entitlement	4	690.35
24118	Fresh Fruit & Vegetables	1	2,443.49
24153	English Language Acquisition	1	685.42
24154	Teach./Princp. Train & Recruit	2	704.52
25153	Title XIX MEDICAID 3/21 Years	2	21.96
25171	Child & Adult Food Program	1	32,420.88
26177	Elementry & Mid Sch Initiative	4	875.05
27114	NM Reads to Lead K-3	5	1,999.70
27149	PreK Initiative	7	8,410.32
31200	Public School Capital Outlay	1	19,970.75
31701	Capital Improv. SB9 Local	1	2,703.00
91004	Student Council	2	197.74
	Total Number of Checks	**63**	238,091.67
	Less Unpaid Tax Liability		.00
	Net (Check Amount)		**238,091.67**

The preceding Checks have been issued in accordance with the District's Policy and authorization of the Board of Trustees. It is recommended that the preceding Checks be approved.

SCHOOLABILITY

Bank Account 130MAIN - Wells Fargo Checking

Payment Id		Comment							
Check # 11334	11000	05/07/2019	Check Amt	73.98	Status	Printed	Jesus A Moncada (000111/1)		
20190504		classroom supplies and materials					11000- 1000- 56118- 1010- 001118- 0000- 00000		73.98
* Break in sequence									
Check # 11336	11000	05/09/2019	Check Amt	917.85	Status	Printed	ABCWUA (000221/1)		
166421162354		Annual Water & Sewer					11000- 2600- 54415- 0000- 001118- 0000- 00000		24.38
							21000- 3100- 54415- 0000- 001118- 0000- 00000		6.09
798494796556		Annual Water & Sewer					11000- 2600- 54415- 0000- 001118- 0000- 00000		709.90
							21000- 3100- 54415- 0000- 001118- 0000- 00000		177.48
Check # 11337	11000	05/09/2019	Check Amt	283.01	Status	Printed	Alpine Protection LLC (010013/1)		
5765		Quarterly monitoring of security system					11000- 2600- 55915- 0000- 001118- 0000- 00000		79.98
5789		Labor - Move Camera					11000- 2600- 55915- 0000- 001118- 0000- 00000		108.05
							11000- 2600- 56118- 0000- 001118- 0000- 00000		15.00
5796		Quarterly monitoring of security system					11000- 2600- 55915- 0000- 001118- 0000- 00000		79.98
Check # 11338	11000	05/09/2019	Check Amt	21,159.41	Status	Printed	Association of Charter School Education Services (000635/1)		
3881		Annual IT Services					11000- 2500- 53414- 0000- 001118- 0000- 00000		3,212.28
							11000- 2500- 56113- 0000- 001118- 0000- 00000		380.58
3886		Substitute Services for FY19					11000- 1000- 55915- 1010- 001118- 0000- 00000		1,612.40
3901		Substitute Services for FY19					11000- 1000- 55915- 1010- 001118- 0000- 00000		2,446.40
3926		Financial Services					11000- 2500- 53414- 0000- 001118- 0000- 00000		10,325.44
3956		Annual IT Services					11000- 2500- 53414- 0000- 001118- 0000- 00000		3,182.31
Check # 11339	27149	05/09/2019	Check Amt	546.00	Status	Printed	Beal School Bus Company (010095/1)		
12372		Transportation - Zoo 4/4/2019					27149- 1000- 55817- 1010- 001118- 0000- 00000		364.00
12422		Transportation Isotopes Park					11000- 1000- 55817- 1010- 001118- 0000- 00000		182.00
Check # 11340	31200	05/09/2019	Check Amt	32,500.00	Status	Printed	Saylor Family Trust, LLC (000555/1)		
20190501		Annual Lease					11000- 2600- 54610- 0000- 001118- 0000- 00000		12,529.25
							31200- 4000- 54610- 0000- 001118- 0000- 00000		19,970.75
Check # 11341	11000	05/09/2019	Check Amt	200.00	Status	Printed	Metropolitan Life Insurance (901002/1)		
20190405-REG		Metropolitan Life Insurance (901002/1) 04/05/2019 (REG)					11000- - 23147- - - -		100.00
20190419-REG		Metropolitan Life Insurance (901002/1) 04/19/2019 (REG)					11000- - 23147- - - -		100.00
Check # 11342	11000	05/09/2019	Check Amt	40,576.85	Status	Printed	NM Educational RetirementBoard (900005/1)		
20190405-REG		NM Educational RetirementBoard (900005/1) 04/05/2019 (REG)					11000- - 23124- - - -		16,623.90
							21000- - 23124- - - -		116.89
							24101- - 23124- - - -		956.88
							24106- - 23124- - - -		122.93
							26177- - 23124- - - -		189.43
							27114- - 23124- - - -		536.83

Selection Sorted by Check Number, Inv #, Include Address=No, (Org = 130, Source = N, Pay To = N, Payment Method = N, Starting Check Date = 5/1/2019, Ending Check Date = 5/31/2019, Summary? = N, Sort/Group 1 = , Sort/Group 2 =)

SCHOOLABILITY

Bank Account 130MAIN - Wells Fargo Checking

Payment Id		Comment									
Check # 11342	11000	05/09/2019	Check Amt	**40,576.85**	Status	**Printed**	**NM Educational RetirementBoard (900005/1) - continued**				
20190405-REG		NM Educational RetirementBoard (900005/1) 04/05/2019 (REG)				27149-	- 23124-	-	-	-	1,278.80
20190419-REG		NM Educational RetirementBoard (900005/1) 04/19/2019 (REG)				11000-	- 23124-	-	-	-	16,762.69
						21000-	- 23124-	-	-	-	116.89
						24101-	- 23124-	-	-	-	973.12
						24106-	- 23124-	-	-	-	122.93
						26177-	- 23124-	-	-	-	345.61
						27114-	- 23124-	-	-	-	536.83
						27149-	- 23124-	-	-	-	1,893.12
Check # 11343	11000	05/09/2019	Check Amt	**3,874.20**	Status	**Printed**	**NM Taxation/Revenue Department (900003/1)**				
20190405-REG		NM Taxation/Revenue Department (900003/1) 04/05/2019 (REG)				11000-	- 23142-	-	-	-	1,619.15
						24101-	- 23142-	-	-	-	70.21
						26177-	- 23142-	-	-	-	18.27
						27114-	- 23142-	-	-	-	75.76
						27149-	- 23142-	-	-	-	73.52
20190419-REG		NM Taxation/Revenue Department (900003/1) 04/19/2019 (REG)				11000-	- 23142-	-	-	-	1,674.14
						24101-	- 23142-	-	-	-	83.57
						24106-	- 23142-	-	-	-	4.06
						26177-	- 23142-	-	-	-	31.48
						27114-	- 23142-	-	-	-	76.26
						27149-	- 23142-	-	-	-	147.78
Check # 11344	11000	05/09/2019	Check Amt	**109.70**	Status	**Printed**	**Pre-Paid Legal Services, Inc. (901000/1)**				
20190405-REG		Pre-Paid Legal Services, Inc. (901000/1) 04/05/2019 (REG)				11000-	- 23147-	-	-	-	37.92
						24101-	- 23147-	-	-	-	16.95
20190419-REG		Pre-Paid Legal Services, Inc. (901000/1) 04/19/2019 (REG)				11000-	- 23147-	-	-	-	37.88
						24101-	- 23147-	-	-	-	16.95
Check # 11345	24118	05/09/2019	Check Amt	**2,443.49**	Status	**Printed**	**Ben E Keith Foods (000493/1)**				
81483900		Fresh Fruit For Cafeteria				24118-	3100-	56116-	0000-	001118-	0000- 00000 550.39
81485628		Fresh Fruit For Cafeteria				24118-	3100-	56116-	0000-	001118-	0000- 00000 401.26
81487257		Fresh Fruit For Cafeteria				24118-	3100-	56116-	0000-	001118-	0000- 00000 335.82
81488911		Fresh Fruit For Cafeteria				24118-	3100-	56116-	0000-	001118-	0000- 00000 164.34
81490492		Fresh Fruit For Cafeteria				24118-	3100-	56116-	0000-	001118-	0000- 00000 991.68
Check # 11346	11000	05/09/2019	Check Amt	**713.82**	Status	**Printed**	**Brady Industries, LLC (000620/1)**				
6098303		Janitorial Supplies				11000-	2600-	56118-	0000-	001118-	0000- 00000 713.82

Bank Account 130MAIN - Wells Fargo Checking

Payment Id		Comment							
Check # 11347	24101	05/09/2019	Check Amt	**300.00**	Status	**Printed**	**Chalios Mexican Catering (010045/1)**		
054		Title I Event - May 2019					24101- 2100- 53711- 0000- 001118- 0000- 00000		300.00
Check # 11348	11000	05/09/2019	Check Amt	**3,661.45**	Status	**Printed**	**Charter School Nursing Service (000251/1)**		
2111		Monthly - Nurse on-site					11000- 2100- 55915- 0000- 001118- 0000- 00000		3,661.45
Check # 11349	11000	05/09/2019	Check Amt	**246.67**	Status	**Printed**	**Herrera School Buses and Coaches, Inc. (000058/1)**		
3890		Transportation-Popejoy					11000- 1000- 55817- 1010- 001118- 0000- 00000		246.67
Check # 11350	11000	05/09/2019	Check Amt	**2,993.53**	Status	**Printed**	**InAccord, P.C. (010081/1)**		
159		Legal Services					11000- 2300- 53413- 0000- 001118- 0000- 00000		2,993.53
Check # 11351	11000	05/09/2019	Check Amt	**2,883.76**	Status	**Printed**	**Lakeshore Learning Materials (000533/1)**		
1136100319		PreK Supplies					11000- 1000- 56118- 1010- 001118- 0000- 00000		2,639.41
							24101- 1000- 56118- 1010- 001118- 0000- 00000		244.35
Check # 11352	11000	05/09/2019	Check Amt	**112.19**	Status	**Printed**	**Orkin Pest Control (000697/1)**		
182912435		Pest Control Montly Services					11000- 2600- 55915- 0000- 001118- 0000- 00000		112.19
Check # 11353	11000	05/09/2019	Check Amt	**379.07**	Status	**Printed**	**Pitney Bowes Purchase Power (000760/2)**		
20190401		Postage					11000- 2400- 56118- 0000- 001118- 0000- 00000		379.07
Check # 11354	11000	05/09/2019	Check Amt	**3,397.69**	Status	**Printed**	**PNM (000178/1)**		
200190410		Annual Electricity					11000- 2600- 54411- 0000- 001118- 0000- 00000		2,972.98
							21000- 3100- 54411- 0000- 001118- 0000- 00000		424.71
Check # 11355	11000	05/09/2019	Check Amt	**467.75**	Status	**Printed**	**Staples Contract & Commercial, LLC (000002/2)**		
99580220		Office Supplies					11000- 1000- 56118- 1010- 001118- 0000- 00000		1.26
							11000- 2400- 56118- 0000- 001118- 0000- 00000		10.01
							11000- 2400- 57332- 0000- 001118- 0000- 00000		8.38
							11000- 2500- 56118- 0000- 001118- 0000- 00000		7.02
99581314		Office Supplies					11000- 1000- 56118- 1010- 001118- 0000- 00000		20.86
							11000- 2400- 56118- 0000- 001118- 0000- 00000		165.53
							11000- 2400- 57332- 0000- 001118- 0000- 00000		138.52
							11000- 2500- 56118- 0000- 001118- 0000- 00000		116.17
Check # 11356	11000	05/14/2019	Check Amt	**481.10**	Status	**Printed**	**Accountability and Compliance Resources LLC (000461/1)**		
4513		STARS Reporting for FY2018					11000- 2400- 55915- 0000- 001118- 0000- 00000		481.10
Check # 11357	11000	05/14/2019	Check Amt	**86.06**	Status	**Printed**	**AKJ Wholesale, LLC (010017/2)**		
INV0287852		classroom supplies					11000- 1000- 56118- 1010- 001118- 0000- 00000		86.06
Check # 11358	11000	05/14/2019	Check Amt	**18.97**	Status	**Printed**	**Alma Alvarez (000085/1)**		
20190430		Reimbursement for Supplies					11000- 1000- 56118- 1010- 001118- 0000- 00000		12.28
							11000- 2600- 56118- 0000- 001118- 0000- 00000		6.69
Check # 11359	11000	05/14/2019	Check Amt	**499.52**	Status	**Printed**	**American Family Life (901012/1)**		
20190405-REG		American Family Life (901012/1) 04/05/2019 (REG)					11000- - 23150- - - -		208.78

Selection Sorted by Check Number, Inv #, Include Address=No, (Org = 130, Source = N, Pay To = N, Payment Method = N, Starting Check Date = 5/1/2019, Ending Check Date = 5/31/2019, Summary? = N, Sort/Group 1 = , Sort/Group 2 =)

SCHOOLABILITY

Bank Account 130MAIN - Wells Fargo Checking

Payment Id		Comment							
Check # 11359	11000	05/14/2019	Check Amt	**499.52**	Status	**Printed**	**American Family Life (901012/1) - continued**		
20190405-REG		American Family Life (901012/1) 04/05/2019 (REG)					27114- - 23150- - - -		40.98
20190419-REG		American Family Life (901012/1) 04/19/2019 (REG)					11000- - 23150- - - -		208.78
							27114- - 23150- - - -		40.98
Check # 11360	11000	05/14/2019	Check Amt	**15.10**	Status	**Printed**	**Cristian Campo (010101/1)**		
20190425		NMABE Travel Reimbursement					11000- 1000- 53330- 1010- 001118- 0000- 00000		15.10
Check # 11361	11000	05/14/2019	Check Amt	**712.52**	Status	**Printed**	**De Lage Landen Financial Services Inc (000411/2)**		
63346712		Lease Rental - Copy Machine					11000- 2400- 54630- 0000- 001118- 0000- 00000		712.52
Check # 11362	11000	05/14/2019	Check Amt	**11.87**	Status	**Printed**	**Delgado, Marisol (010111/1)**		
20190425		NMABE Travel Reimbursement					11000- 1000- 53330- 1010- 001118- 0000- 00000		11.87
Check # 11363	11000	05/14/2019	Check Amt	**433.91**	Status	**Printed**	**Ephesus Office Technologies (000209/1)**		
AR64151		Maintenance of copy machine					11000- 2400- 55915- 0000- 001118- 0000- 00000		433.91
Check # 11364	11000	05/14/2019	Check Amt	**7.55**	Status	**Printed**	**Jesus A Moncada (000111/1)**		
20190425		Director Travel					11000- 2400- 55813- 0000- 001118- 0000- 00000		7.55
Check # 11365	11000	05/14/2019	Check Amt	**254.95**	Status	**Printed**	**Laun-Dry Supply Co. Inc. (000304/1)**		
2038115		Janitorial Supplies					11000- 2600- 56118- 0000- 001118- 0000- 00000		254.95
Check # 11366	11000	05/14/2019	Check Amt	**19.42**	Status	**Printed**	**Ludyvina Gomez (000634/1)**		
20190425		NMABE Travel Reimbursement					11000- 1000- 53330- 1010- 001118- 0000- 00000		19.42
Check # 11367	11000	05/14/2019	Check Amt	**308.52**	Status	**Printed**	**NM Gas Company (000558/1)**		
20190412		Gas					11000- 2600- 54412- 0000- 001118- 0000- 00000		154.26
							21000- 3100- 54412- 0000- 001118- 0000- 00000		154.26
Check # 11368	11000	05/14/2019	Check Amt	**429.56**	Status	**Printed**	**Oriental Trading Company (000486/1)**		
695762925-01		PAW Store Supplies					11000- 1000- 56118- 1010- 001118- 0000- 00000		429.56
Check # 11369	11000	05/14/2019	Check Amt	**19.42**	Status	**Printed**	**Ortiz-Mingorance, Nuria (901006/1)**		
20190425		NMABE Travel Reimbursement					11000- 1000- 53330- 1010- 001118- 0000- 00000		19.42
Check # 11370	11000	05/14/2019	Check Amt	**16.18**	Status	**Printed**	**Palmero, Maria Carmen (010099/1)**		
20190425		NMABE Travel Reimbursement					11000- 1000- 53330- 1010- 001118- 0000- 00000		16.18
Check # 11371	11000	05/14/2019	Check Amt	**1,322.66**	Status	**Printed**	**Quill Corporation (000214/1)**		
6026305		PreK Supplies					27149- 1000- 56118- 1010- 001118- 0000- 00000		183.66
6385783		IT Lab Headsets					11000- 1000- 56118- 1010- 001118- 0000- 00000		1,139.00
Check # 11372	11000	05/14/2019	Check Amt	**97.09**	Status	**Printed**	**Sound & Signal Systems of NM (000562/1)**		
68011		Fire Monitoring Services					11000- 2600- 55915- 0000- 001118- 0000- 00000		97.09
Check # 11373	11000	05/14/2019	Check Amt	**605.40**	Status	**Printed**	**The Graduation Place (010063/1)**		
0600332		Kinder Graduation Supplies					11000- 2400- 56118- 0000- 001118- 0000- 00000		605.40

Selection Sorted by Check Number, Inv #, Include Address=No, (Org = 130, Source = N, Pay To = N, Payment Method = N, Starting Check Date = 5/1/2019, Ending Check Date = 5/31/2019, Summary? = N, Sort/Group 1 = , Sort/Group 2 =)

Bank Account 130MAIN - Wells Fargo Checking

Payment Id		Comment							
Check # 11374	26177	05/14/2019	Check Amt	**244.42**	Status	**Printed**	**Viscoli, April (010046/1)**		
20190327		Chess Club Annual Fee					26177- 1000- 53711- 9000- 001118- 0000- 00000		225.00
20190425		NMABE Travel Reimbursement					11000- 1000- 53330- 1010- 001118- 0000- 00000		19.42
Check # 11375	11000	05/15/2019	Check Amt	**36.00**	Status	**Printed**	**Fran Everist (000729/1)**		
20190515		Staff Field Trip Tickets - Aquarium					11000- 2400- 53711- 0000- 001118- 0000- 00000		36.00
* Break in sequence									
Check # 11378	11000	05/23/2019	Check Amt	**780.05**	Status	**Printed**	**Albert Sanchez Bus Company (000549/1)**		
3996AS		Transportation - RioGrande Nature Ctr					11000- 1000- 55817- 1010- 001118- 0000- 00000		230.05
4031AS		Transportation - Revised - Elevation Park					11000- 1000- 55817- 1010- 001118- 0000- 00000		550.00
Check # 11379	11000	05/23/2019	Check Amt	**38.66**	Status	**Printed**	**Albuquerque Publishing Company (000024/1)**		
I0001444658-0406		Legal Ad on Newspaper for Budget Meeting on 4/6/19					11000- 2500- 55400- 0000- 001118- 0000- 00000		38.66
Check # 11380	31701	05/23/2019	Check Amt	**2,703.00**	Status	**Printed**	**Alpine Protection LLC (010013/1)**		
5802		Services for Camera Installation					31701- 4000- 57332- 0000- 001118- 0000- 00000		2,703.00
Check # 11381	11000	05/23/2019	Check Amt	**233.96**	Status	**Printed**	**Alyssa R. Apodaca (000612/1)**		
20190408		Travel Reimb - Natl Charter School Conference					11000- 1000- 53330- 1010- 001118- 0000- 00000		233.96
Check # 11382	21000	05/23/2019	Check Amt	**70,836.23**	Status	**Printed**	**Association of Charter School Education Services (000635/1)**		
3660		Substitute Services for FY19					11000- 1000- 55915- 1010- 001118- 0000- 00000		1,195.40
3877		Cafeteria Services					21000- 3100- 55915- 0000- 001118- 0000- 00000		10,692.04
							25171- 3100- 55915- 0000- 001118- 0000- 00000		13,379.94
3913		Substitute Services for FY19					11000- 1000- 55915- 1010- 001118- 0000- 00000		2,029.40
3994		Substitute Services for FY19					11000- 1000- 55915- 1010- 001118- 0000- 00000		1,890.40
4009		Cafeteria Services					21000- 3100- 55915- 0000- 001118- 0000- 00000		20,606.51
							25171- 3100- 55915- 0000- 001118- 0000- 00000		19,040.94
4019		Substitute Services for FY19					11000- 1000- 55915- 1010- 001118- 0000- 00000		2,001.60
Check # 11383	11000	05/23/2019	Check Amt	**888.00**	Status	**Printed**	**Beal School Bus Company (010095/1)**		
12447		Beal Busses for Zoo on 5/2/19					11000- 1000- 55817- 1010- 001118- 0000- 00000		364.00
12505		Transportation Field Trip Kimo					11000- 1000- 55817- 1010- 001118- 0000- 00000		160.00
12506		Transportation Field Trip PreK Aquarium					27149- 1000- 55817- 1010- 001118- 0000- 00000		364.00
Check # 11384	91004	05/23/2019	Check Amt	**167.74**	Status	**Printed**	**Benjamin Chavez (010070/1)**		
20190409		Student Council Concessions					91004- 1000- 56118- 1010- 001118- 0000- 00000		167.74
Check # 11385	11000	05/23/2019	Check Amt	**7,222.23**	Status	**Printed**	**Bilingual Multicultural Services, Inc. (000241/1)**		
CD2019-9		Ancillary Services					11000- 2100- 53212- 2000- 001118- 0000- 00000		7,222.23
Check # 11386	11000	05/23/2019	Check Amt	**373.99**	Status	**Printed**	**Comcast (000208/1)**		
80699929		Internet and Phone Services					11000- 2600- 54416- 0000- 001118- 0000- 00000		373.99
Check # 11387	24101	05/23/2019	Check Amt	**120.00**	Status	**Printed**	**Ethelvina Rosales (010045/2)**		
20190523		Final Title I Meeting - PI					24101- 2100- 53711- 0000- 001118- 0000- 00000		120.00

Selection Sorted by Check Number, Inv #, Include Address=No, (Org = 130, Source = N, Pay To = N, Payment Method = N, Starting Check Date = 5/1/2019, Ending Check Date = 5/31/2019, Summary? = N, Sort/Group 1 = , Sort/Group 2 =)

SCHOOLABILITY

Bank Account 130MAIN - Wells Fargo Checking

Payment Id		Comment							
Check # 11388	24101	05/23/2019	Check Amt	**240.00**	Status	**Printed**	**Family Engagement Inst PTA (010106/1)**		
062-19		Family Engagement-Title I					24101- 2100- 53711- 0000- 001118- 0000- 00000		240.00
Check # 11389	91004	05/23/2019	Check Amt	**30.00**	Status	**Printed**	**Fernandez, Jorge (010113/1)**		
20190521		Refund for Student Council Fee					91004- 0000- 41701- 0000- 001118- 0000- 00000		30.00
Check # 11390	11000	05/23/2019	Check Amt	**392.43**	Status	**Printed**	**Herrera School Buses and Coaches, Inc. (000058/1)**		
3664		Transportation to Santa Fe 2/5/19					11000- 1000- 55817- 1010- 001118- 0000- 00000		392.43
Check # 11391	11000	05/23/2019	Check Amt	**1,580.69**	Status	**Printed**	**Laun-Dry Supply Co. Inc. (000304/1)**		
2038115B		Janitorial Supplies					11000- 2600- 56118- 0000- 001118- 0000- 00000		713.86
2038115C		Janitorial Supplies					11000- 2600- 56118- 0000- 001118- 0000- 00000		866.83
Check # 11392	24101	05/23/2019	Check Amt	**75.00**	Status	**Printed**	**Little Caesars (000471/1)**		
20190131		Food-Math Tech Family Night					24101- 2100- 53711- 0000- 001118- 0000- 00000		75.00
Check # 11393	24154	05/23/2019	Check Amt	**311.98**	Status	**Printed**	**Lucero, Jesse (010084/1)**		
20190516		Travel Reimbursement					24154- 1000- 53330- 1010- 001118- 0000- 00000		311.98
Check # 11394	11000	05/23/2019	Check Amt	**261.99**	Status	**Printed**	**Meza, Julio (010051/1)**		
20190512		EOY Event					11000- 2600- 56118- 0000- 001118- 0000- 00000		261.99
Check # 11395	11000	05/23/2019	Check Amt	**47.49**	Status	**Printed**	**Oriental Trading Company (000486/1)**		
695762925-02		PAW Store Supplies					11000- 1000- 56118- 1010- 001118- 0000- 00000		47.49
Check # 11396	24153	05/23/2019	Check Amt	**1,461.57**	Status	**Printed**	**Quill Corporation (000214/1)**		
4289752		PreK Supplies					11000- 1000- 56118- 1010- 001118- 0000- 00000		44.72
4330136		PreK Supplies					11000- 1000- 56118- 1010- 001118- 0000- 00000		181.66
6882329		Office Supplies					11000- 1000- 56118- 1010- 001118- 0000- 00000		2.63
							11000- 2400- 56118- 0000- 001118- 0000- 00000		10.69
							24101- 1000- 56118- 1010- 001118- 0000- 00000		17.12
							24153- 1000- 56118- 1010- 001118- 0000- 00000		37.95
6892477		Office Supplies					11000- 1000- 56118- 1010- 001118- 0000- 00000		16.39
							11000- 2400- 56118- 0000- 001118- 0000- 00000		66.56
							24101- 1000- 56118- 1010- 001118- 0000- 00000		106.67
							24153- 1000- 56118- 1010- 001118- 0000- 00000		236.42
6899342		Office Supplies					11000- 1000- 56118- 1010- 001118- 0000- 00000		.39
							11000- 2400- 56118- 0000- 001118- 0000- 00000		1.59
							24101- 1000- 56118- 1010- 001118- 0000- 00000		2.55
							24153- 1000- 56118- 1010- 001118- 0000- 00000		5.67
6915946		Office Supplies					11000- - 11010- - - -		9.55-
							11000- 1000- 56118- 1010- 001118- 0000- 00000		1.47
							11000- 1000- 56118- 1010- 001118- 0000- 00000		9.55
							11000- 2400- 56118- 0000- 001118- 0000- 00000		5.96
							24101- 1000- 56118- 1010- 001118- 0000- 00000		9.55

Selection Sorted by Check Number, Inv #, Include Address=No, (Org = 130, Source = N, Pay To = N, Payment Method = N, Starting Check Date = 5/1/2019, Ending Check Date = 5/31/2019, Summary? = N, Sort/Group 1 = , Sort/Group 2 =)

SCHOOLABILITY

Bank Account 130MAIN - Wells Fargo Checking

Payment Id		Comment						
Check # 11396	24153	05/23/2019	Check Amt	1,461.57	Status	Printed	Quill Corporation (000214/1) - continued	
6915946		Office Supplies					24101- 1000- 56118- 1010- 001118- 0000- 00000	9.55-
							24153- 1000- 56118- 1010- 001118- 0000- 00000	21.18
6961075		Office Supplies					11000- 1000- 56118- 1010- 001118- 0000- 00000	26.63
							11000- 2400- 56118- 0000- 001118- 0000- 00000	108.19
							24101- 1000- 56118- 1010- 001118- 0000- 00000	173.38
							24153- 1000- 56118- 1010- 001118- 0000- 00000	384.20
Check # 11397	24154	05/28/2019	Check Amt	392.54	Status	Printed	Lucero, Jesse (010084/1)	
20190522		Travel Reimbursement					24154- 1000- 53330- 1010- 001118- 0000- 00000	392.54
* Break in sequence								
Check # VCH-00000027	11000	05/09/2019	Check Amt	5,044.88	Status	Printed	NM RHC (900006/1)	
20190405-REG		NM RHC (900006/1) 04/05/2019 (REG)					11000- - 23123- - - -	2,041.46
							21000- - 23123- - - -	16.08
							24101- - 23123- - - -	116.70
							24106- - 23123- - - -	25.23
							25153- - 23123- - - -	8.72
							26177- - 23123- - - -	23.11
							27114- - 23123- - - -	65.46
							27149- - 23123- - - -	163.67
20190419-REG		NM RHC (900006/1) 04/19/2019 (REG)					11000- - 23123- - - -	2,057.77
							21000- - 23123- - - -	16.08
							24101- - 23123- - - -	118.68
							24106- - 23123- - - -	37.01
							25153- - 23123- - - -	8.72
							26177- - 23123- - - -	42.15
							27114- - 23123- - - -	65.46
							27149- - 23123- - - -	238.58
* Break in sequence								
Check # VCH-00000029	11000	05/03/2019	Check Amt	21,428.60	Status	Printed	NMPSIA (900001/1)	
20190405-REG		NMPSIA (900001/1) 04/05/2019 (REG)					11000- - 23125- - - -	8,019.93
							21000- - 23125- - - -	2.17
							24101- - 23125- - - -	32.82
							24106- - 23125- - - -	9.77
							25153- - 23125- - - -	2.17
							27114- - 23125- - - -	269.34
							27149- - 23125- - - -	1,777.48
20190419-REG		NMPSIA (900001/1) 04/19/2019 (REG)					11000- - 23125- - - -	8,688.73
							21000- - 23125- - - -	2.35
							24101- - 23125- - - -	35.56

Selection Sorted by Check Number, Inv #, Include Address=No, (Org = 130, Source = N, Pay To = N, Payment Method = N, Starting Check Date = 5/1/2019, Ending Check Date = 5/31/2019, Summary? = N, Sort/Group 1 = , Sort/Group 2 =)

Bank Account 130MAIN - Wells Fargo Checking

Payment Id			Comment									
Check #	VCH-00000029	11000	05/03/2019	Check Amt	**21,428.60**	Status	**Printed**	**NMPSIA (900001/1) - continued**				
20190419-REG			NMPSIA (900001/1) 04/19/2019 (REG)				24106-	- 23125-	-	-	-	368.42
							25153-	- 23125-	-	-	-	2.35
							27114-	- 23125-	-	-	-	291.80
							27149-	- 23125-	-	-	-	1,925.71
Number of Items			**63**		**238,091.67**							

Bank Account 130MAIN - Wells Fargo Checking

Payment Id	Comment		
Number of Items	63	238,091.67	Totals for Org 130 - Christine Duncan Heritage

Analyzed Business Checking - PF

Account number: [redacted] ■ May 1, 2019 - May 31, 2019 ■ Page 1 of 3

WELLS FARGO

CHRISTINE DUNCAN'S HERITAGE ACADEMY
1900 ATRISCO DR NW
ALBUQUERQUE NM 87120-1146

Questions?

Call your Customer Service Officer or Client Services
1-800-AT WELLS (1-800-289-3557)
5:00 AM TO 6:00 PM Pacific Time Monday - Friday

Online: *wellsfargo.com*

Write: Wells Fargo Bank, N.A. (585)
P.O. Box 6995
Portland, OR 97228-6995

Account summary

Analyzed Business Checking - PF

Account number	*Beginning balance*	*Total credits*	*Total debits*	*Ending balance*
[redacted]	$1,576,288.76	$551,042.42	-$457,136.36	$1,670,194.82

Credits

Electronic deposits/bank credits

Effective date	*Posted date*	*Amount*	*Transaction detail*
	05/01	131.50	Post Verify Deposit
	05/01	17,899.19	State of NEW Mex Vndr Pymt Nmap0000423729 USDA March 2019 USDA March 2019
	05/03	41,480.71	State of NEW Mex Vndr Pymt Nmap0000434500 001-118-1819-27114-0001 27114 NEW Mexico Reads to
	05/06	119,824.50	State of NEW Mex Vndr Pymt Nmap0000436556 IN19-00002 IN19-00003
	05/07	431.33	Post Verify Deposit
	05/13	20,270.31	State of NM Cyfd-Facts Nmap0000440807 Christine Duncan's Her
	05/13	327,824.70	WT Seq100536 Albuquerque Municipal S /Org=Albuquerque Public Schools Srf# Gw00000024724315 Trn#190513100536 Rfb# 11195
	05/20	22,588.49	Treasurersgenera Payments Beneficiary ID 22 Christine Duncan
	05/23	591.69	Post Verify Deposit
		$551,042.42	**Total electronic deposits/bank credits**
		$551,042.42	**Total credits**

Debits

Electronic debits/bank debits

Effective date	*Posted date*	*Amount*		*Transaction detail*
	05/02	53,030.17		ACH Prep Origintn - Christine Duncan - File 7878782339 Coid 1205009183
	05/03	15,713.79	<	Business to Business ACH Debit - IRS Usataxpymt 050319 270952393876086 Christine Duncans Heri
	05/06	21,428.60		ACH Prep Origintn - Christine Duncan - File 7878782339 Coid 1205009183

[redacted]

WELLS FARGO

Electronic debits/bank debits *(continued)*

Effective date	*Posted date*	*Amount*		*Transaction detail*
	05/09	5,044.88		ACH Prep Origintn - Christine Duncan - File 7878782339 Coid 1205009183
	05/10	40,576.85	<	Business to Business ACH Debit - Nmerb Web Pay 190509 02353 Christine Duncan Herit
	05/13	3,874.20	<	Business to Business ACH Debit - Tax_Rev_Crs_Ecks Trd Pmnt 190509 xxxxx4064 Christine Duncan Herit
	05/15	54,106.62		ACH Prep Origintn - Christine Duncan - File 7878782339 Coid 1205009183
	05/17	15,999.13	<	Business to Business ACH Debit - IRS Usataxpymt 051719 270953713682408 Christine Duncans Heri
	05/17	499.52	<	Business to Business ACH Debit - AFLAC Insurance 051519 L7U96434063 Christine Duncans
	05/30	114,700.30		ACH Prep Origintn - Christine Duncan - File 7878782339 Coid 1205009183
		$324,974.06		**Total electronic debits/bank debits**

< ***Business to Business ACH:****If this is a business account, this transaction has a return time frame of one business day from post date. This time frame does not apply to consumer accounts.*

Checks paid

Number	*Amount*	*Date*	*Number*	*Amount*	*Date*	*Number*	*Amount*	*Date*
1261	45.00	05/08	11341	200.00	05/20	11366	19.42	05/28
11249 *	55.68	05/03	11344 *	109.70	05/22	11367	308.52	05/23
11292 *	30.00	05/24	11345	2,443.49	05/20	11368	429.56	05/24
11304 *	2,025.00	05/15	11346	713.82	05/17	11369	19.42	05/28
11305	481.10	05/09	11347	300.00	05/10	11370	16.18	05/23
11308 *	7,000.00	05/03	11348	3,661.45	05/21	11371	1,322.66	05/28
11311 *	3,541.00	05/08	11349	246.67	05/21	11372	97.09	05/28
11313 *	376.70	05/01	11350	2,993.53	05/24	11374 *	244.42	05/28
11316 *	456.31	05/03	11351	2,883.76	05/20	11375	36.00	05/17
11318 *	2,993.53	05/16	11352	112.19	05/21	11379 *	38.66	05/31
11319	2,045.61	05/09	11353	379.07	05/20	11380	2,703.00	05/24
11324 *	112.19	05/10	11354	3,397.69	05/17	11384 *	167.74	05/23
11328 *	39.00	05/09	11355	467.75	05/17	11387 *	120.00	05/31
11331 *	29,896.20	05/07	11357 *	86.06	05/28	11389 *	30.00	05/30
11333 *	219.22	05/14	11360 *	15.10	05/21	11390	392.43	05/31
11334	73.98	05/07	11361	712.52	05/28	11391	1,580.69	05/31
11336 *	917.85	05/17	11363 *	433.91	05/29	11393 *	311.98	05/23
11337	283.01	05/17	11364	7.55	05/21	11394	261.99	05/24
11338	21,159.41	05/13	11365	254.95	05/23	11397 *	392.54	05/29
11340 *	32,500.00	05/14						
	$132,162.30		**Total checks paid**					

* *Gap in check sequence.*

	$457,136.36	**Total debits**

Daily ledger balance summary

Date	*Balance*	*Date*	*Balance*	*Date*	*Balance*
04/30	1,576,288.76	05/03	1,559,167.51	05/08	1,624,438.56
05/01	1,593,942.75	05/06	1,657,563.41	05/09	1,616,827.97
05/02	1,540,912.58	05/07	1,628,024.56	05/10	1,575,838.93

WELLS FARGO

Daily ledger balance summary *(continued)*

Date	*Balance*	*Date*	*Balance*	*Date*	*Balance*
05/13	1,898,900.33	05/20	1,801,423.36	05/28	1,787,883.35
05/14	1,866,181.11	05/21	1,797,380.40	05/29	1,787,056.90
05/15	1,810,049.49	05/22	1,797,270.70	05/30	1,672,326.60
05/16	1,807,055.96	05/23	1,796,803.02	05/31	1,670,194.82
05/17	1,784,741.19	05/24	1,790,384.94		

Average daily ledger balance **$1,712,097.37**

©2010 Wells Fargo Bank, N.A.
All rights reserved. Member FDIC.

[redacted]

BankRecon01

Bank Reconciliation

Statement Date 05/31/2019 **Cash Object 11010**

Status **Submitted** Journal Entry #

Bank Statement Ending Balance	1,670,194.82	Service Charge	0.00
Less: Uncleared Payments	141,333.01	Interest Earned	0.00
Add: Uncleared Deposits	0.00		
Add: Uncleared Other	0.00	Cleared Payments	457,136.36
Adjusted Bank Balance	1,528,861.81	Cleared Deposits	551,042.42
System Cash Balance	1,528,861.81	Cleared Other	0.00
Add: Unposted Charges and Interest	0.00		
Revised System Cash Balance	1,528,861.81	Submitted By	SLAGUNASBM, 06/17/2019
Difference	0.00	Posted By	

Uncleared Payments

Issued	Check #	Check Amount	Pay To Name	Vendor ID	Emp ID	Bank Acct
08/22/18	10796	229.00	APS Grant Mgmt	APS		130MAIN
02/21/19	11186	7.96	Alma Alvarez	000085		130MAIN
02/21/19	11189	179.54	Barnes & Noble Booksellers	010094		130MAIN
03/08/19	11225	219.22	NM Child Supp Enforc Agency	901001		130MAIN
03/19/19	11253	78.77	Viscoli, April	010046		130MAIN
05/09/19	11339	546.00	Beal School Bus Company	010095		130MAIN
05/14/19	11356	481.10	Accountability and Compliance Resources LI	000461		130MAIN
05/14/19	11358	18.97	Alma Alvarez	000085		130MAIN
05/14/19	11362	11.87	Delgado, Marisol	010111		130MAIN
05/14/19	11373	605.40	The Graduation Place	010063		130MAIN
05/17/19	11377	219.22	NM Child Supp Enforc Agency	901001		130MAIN
05/23/19	11378	780.05	Albert Sanchez Bus Company	000549		130MAIN
05/23/19	11381	233.96	Alyssa R. Apodaca	000612		130MAIN
05/23/19	11382	70,836.23	Association of Charter School Education Ser	000635		130MAIN
05/23/19	11383	888.00	Beal School Bus Company	010095		130MAIN
05/23/19	11385	7,222.23	Bilingual Multicultural Services, Inc.	000241		130MAIN
05/23/19	11386	373.99	Comcast	000208		130MAIN
05/23/19	11388	240.00	Family Engagement Inst PTA	010106		130MAIN
05/23/19	11392	75.00	Little Caesars	000471		130MAIN
05/23/19	11395	47.49	Oriental Trading Company	000486		130MAIN
05/23/19	11396	1,461.57	Quill Corporation	000214		130MAIN
05/31/19	11398	3,902.51	Manuel Roberto Muro-Terrazas		000125	130MAIN
05/31/19	11399	52,674.93	EFTPS	900004		130MAIN
		141,333.01				

Selection Grouped by Org, Cash Object, Statement Date - Sorted by Item date, Item #, (Org = 130, Cash Object IN ('11010'), Bank Statement Date = 5/31/2019, Uncleared Only? = No)

SCHOOLABILITY

130 - Christine Duncan Heritage

Generated for Stacey Lagunas BM Account (SLAGUNASBM), Jun 17 2019 3:29PM

Statement Date 05/31/2019 **Cash Object 11010**

Status **Submitted** Journal Entry #

Cleared Payments

Issued	Check #	Check Amount	Cleared Amount	Difference	Cleared	Pay To Name	Vendor ID	Emp ID	Bank Acct
03/19/19	11249	55.68	55.68		05/31/19	Ortiz-Mingorance, Nuria	901006		130MAIN
03/25/19	11261	45.00	45.00		05/31/19	City of Albuquerque Fire Dept	000582		130MAIN
04/04/19	11292	30.00	30.00		05/31/19	Fran Everist	000729		130MAIN
04/18/19	11304	2,025.00	2,025.00		05/31/19	2019 National Charter Schools Conference	000717		130MAIN
04/18/19	11305	481.10	481.10		05/31/19	Accountability and Compliance Resources LI	000461		130MAIN
04/18/19	11308	7,000.00	7,000.00		05/31/19	Avant Assessment, LLC	010108		130MAIN
04/18/19	11311	3,541.00	3,541.00		05/31/19	Bilingual Multicultural Services, Inc.	000241		130MAIN
04/18/19	11313	376.70	376.70		05/31/19	Comcast	000208		130MAIN
04/18/19	11316	456.31	456.31		05/31/19	Ephesus Office Technologies	000209		130MAIN
04/18/19	11318	2,993.53	2,993.53		05/31/19	InAccord, P.C.	010081		130MAIN
04/18/19	11319	2,045.61	2,045.61		05/31/19	Lakeshore Learning Materials	000533		130MAIN
04/18/19	11324	112.19	112.19		05/31/19	Orkin Pest Control	000697		130MAIN
04/18/19	11328	39.00	39.00		05/31/19	Viscoli, April	010046		130MAIN
04/23/19	11331	29,896.20	29,896.20		05/31/19	Saylor Family Trust, LLC	000555		130MAIN
05/03/19	11332	15,713.79	15,713.79		05/31/19	EFTPS	900004		130MAIN
05/03/19	11333	219.22	219.22		05/31/19	NM Child Supp Enforc Agency	901001		130MAIN
05/03/19	Batch 05/03/2019	74,458.77	74,458.77		05/31/19				130MAIN
05/07/19	11334	73.98	73.98		05/31/19	Jesus A Moncada	000111		130MAIN
05/09/19	11336	917.85	917.85		05/31/19	ABCWUA	000221		130MAIN
05/09/19	11337	283.01	283.01		05/31/19	Alpine Protection LLC	010013		130MAIN
05/09/19	11338	21,159.41	21,159.41		05/31/19	Association of Charter School Education Ser	000635		130MAIN
05/09/19	11340	32,500.00	32,500.00		05/31/19	Saylor Family Trust, LLC	000555		130MAIN
05/09/19	11341	200.00	200.00		05/31/19	Metropolitan Life Insurance	901002		130MAIN
05/09/19	11342	40,576.85	40,576.85		05/31/19	NM Educational RetirementBoard	900005		130MAIN
05/09/19	11343	3,874.20	3,874.20		05/31/19	NM Taxation/Revenue Department	900003		130MAIN
05/09/19	11344	109.70	109.70		05/31/19	Pre-Paid Legal Services, Inc.	901000		130MAIN
05/09/19	11345	2,443.49	2,443.49		05/31/19	Ben E Keith Foods	000493		130MAIN
05/09/19	11346	713.82	713.82		05/31/19	Brady Industries, LLC	000620		130MAIN
05/09/19	11347	300.00	300.00		05/31/19	Chalios Mexican Catering	010045		130MAIN
05/09/19	11348	3,661.45	3,661.45		05/31/19	Charter School Nursing Service	000251		130MAIN
05/09/19	11349	246.67	246.67		05/31/19	Herrera School Buses and Coaches, In	000058		130MAIN
05/09/19	11350	2,993.53	2,993.53		05/31/19	InAccord, P.C.	010081		130MAIN
05/09/19	11351	2,883.76	2,883.76		05/31/19	Lakeshore Learning Materials	000533		130MAIN
05/09/19	11352	112.19	112.19		05/31/19	Orkin Pest Control	000697		130MAIN
05/09/19	11353	379.07	379.07		05/31/19	Pitney Bowes Purchase Power	000760		130MAIN

Selection Grouped by Org, Cash Object, Statement Date - Sorted by Item date, Item #, (Org = 130, Cash Object IN ('11010'), Bank Statement Date = 5/31/2019, Uncleared Only? = No)

SCHOOLABILITY

Statement Date 05/31/2019 **Cash Object 11010**

Status **Submitted** Journal Entry #

Cleared Payments (continued)

Issued	Check #	Check Amount	Cleared Amount	Difference	Cleared	Pay To Name	Vendor ID	Emp ID	Bank Acct
05/09/19	11354	3,397.69	3,397.69		05/31/19	PNM	000178		130MAIN
05/09/19	11355	467.75	467.75		05/31/19	Staples Contract & Commercial, LLC	000002		130MAIN
05/09/19	Batch 05/09/2019	5,044.88	5,044.88		05/31/19				130MAIN
05/14/19	11357	86.06	86.06		05/31/19	AKJ Wholesale, LLC	010017		130MAIN
05/14/19	11359	499.52	499.52		05/31/19	American Family Life	901012		130MAIN
05/14/19	11360	15.10	15.10		05/31/19	Cristian Campo	010101		130MAIN
05/14/19	11361	712.52	712.52		05/31/19	De Lage Landen Financial Services	000411		130MAIN
05/14/19	11363	433.91	433.91		05/31/19	Ephesus Office Technologies	000209		130MAIN
05/14/19	11364	7.55	7.55		05/31/19	Jesus A Moncada	000111		130MAIN
05/14/19	11365	254.95	254.95		05/31/19	Laun-Dry Supply Co. Inc.	000304		130MAIN
05/14/19	11366	19.42	19.42		05/31/19	Ludyvina Gomez	000634		130MAIN
05/14/19	11367	308.52	308.52		05/31/19	NM Gas Company	000558		130MAIN
05/14/19	11368	429.56	429.56		05/31/19	Oriental Trading Company	000486		130MAIN
05/14/19	11369	19.42	19.42		05/31/19	Ortiz-Mingorance, Nuria	901006		130MAIN
05/14/19	11370	16.18	16.18		05/31/19	Palmero, Maria Carmen	010099		130MAIN
05/14/19	11371	1,322.66	1,322.66		05/31/19	Quill Corporation	000214		130MAIN
05/14/19	11372	97.09	97.09		05/31/19	Sound & Signal Systems of NM	000562		130MAIN
05/14/19	11374	244.42	244.42		05/31/19	Viscoli, April	010046		130MAIN
05/15/19	11375	36.00	36.00		05/31/19	Fran Everist	000729		130MAIN
05/17/19	11376	15,999.13	15,999.13		05/31/19	EFTPS	900004		130MAIN
05/17/19	Batch 05/17/2019	54,106.62	54,106.62		05/31/19				130MAIN
05/23/19	11379	38.66	38.66		05/31/19	Albuquerque Publishing Company	000024		130MAIN
05/23/19	11380	2,703.00	2,703.00		05/31/19	Alpine Protection LLC	010013		130MAIN
05/23/19	11384	167.74	167.74		05/31/19	Benjamin Chavez	010070		130MAIN
05/23/19	11387	120.00	120.00		05/31/19	Ethelvina Rosales	010045		130MAIN
05/23/19	11389	30.00	30.00		05/31/19	Fernandez, Jorge	010113		130MAIN
05/23/19	11390	392.43	392.43		05/31/19	Herrera School Buses and Coaches, In	000058		130MAIN
05/23/19	11391	1,580.69	1,580.69		05/31/19	Laun-Dry Supply Co. Inc.	000304		130MAIN
05/23/19	11393	311.98	311.98		05/31/19	Lucero, Jesse	010084		130MAIN
05/23/19	11394	261.99	261.99		05/31/19	Meza, Julio	010051		130MAIN
05/28/19	11397	392.54	392.54		05/31/19	Lucero, Jesse	010084		130MAIN
05/31/19	Batch 05/31/2019	114,700.30	114,700.30		05/31/19				130MAIN
		457,136.36	**457,136.36**						

Cleared Deposits

Deposited	Deposit #	Deposit Amount	Cleared Amount	Difference	Cleared	Bank Acct

Selection Grouped by Org, Cash Object, Statement Date - Sorted by Item date, Item #, (Org = 130, Cash Object IN ('11010'), Bank Statement Date = 5/31/2019, Uncleared Only? = No)

SCHOOLABILITY

Statement Date 05/31/2019 **Cash Object 11010**

Status **Submitted** Journal Entry #

Cleared Deposits (continued)

Deposited	Deposit #	Deposit Amount	Cleared Amount	Difference	Cleared	Bank Acct
05/01/19	Batch 05/01/2019	18,030.69	18,030.69		05/31/19	130MAIN
05/03/19	Batch 05/03/2019	41,480.71	41,480.71		05/31/19	130MAIN
05/06/19	Batch 05/06/2019	119,824.50	119,824.50		05/31/19	130MAIN
05/07/19	Batch 05/07/2019	431.33	431.33		05/31/19	130MAIN
05/12/19	Batch 05/12/2019	327,824.70	327,824.70		05/31/19	130MAIN
05/13/19	Batch 05/13/2019	20,270.31	20,270.31		05/31/19	130MAIN
05/20/19	Batch 05/20/2019	22,588.49	22,588.49		05/31/19	130MAIN
05/23/19	Batch 05/23/2019	591.69	591.69		05/31/19	130MAIN
		551,042.42	**551,042.42**			

Actuals Expenditures

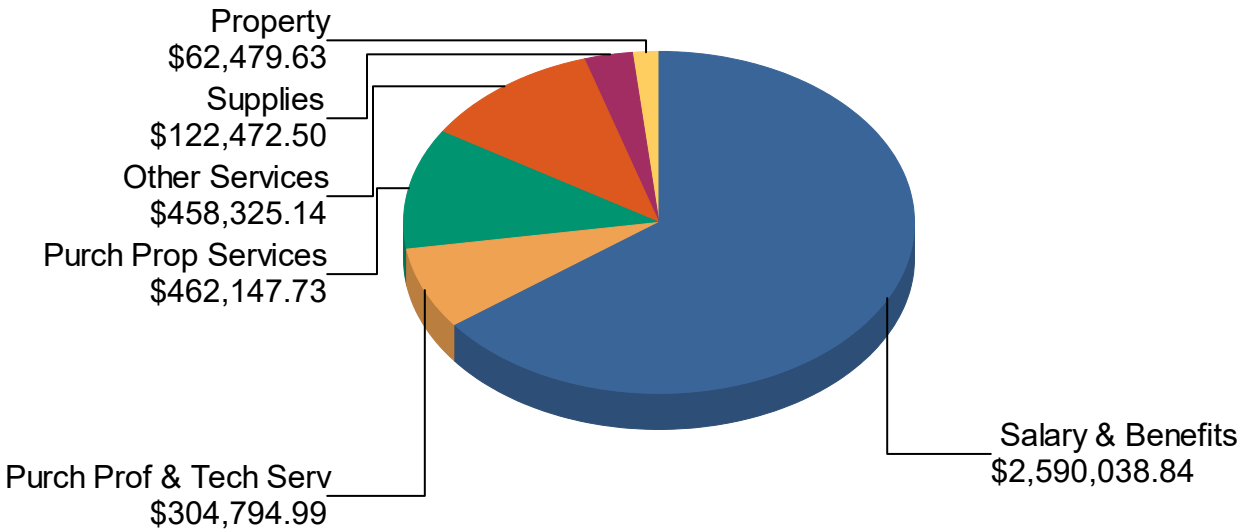

Salary & Benefits	$2,590,038.84	64.7%
Purch Prof & Tech Serv	$304,794.99	7.6%
Purch Prop Services	$462,147.73	11.6%
Other Services	$458,325.14	11.5%
Supplies	$122,472.50	3.1%
Property	$62,479.63	1.6%
Debt Services	$0.00	0.0%
Total:	$4,000,258.83	100.0%

Selection Group by Org, Filtered by (Org = 130, Funds = 11000..42000)

SCHOOLABILITY

Christine Duncan's Heritage Academy

Expenditure & Encumbrance Analytical Review

May 31, 2019 - 91.67% time passed CFY

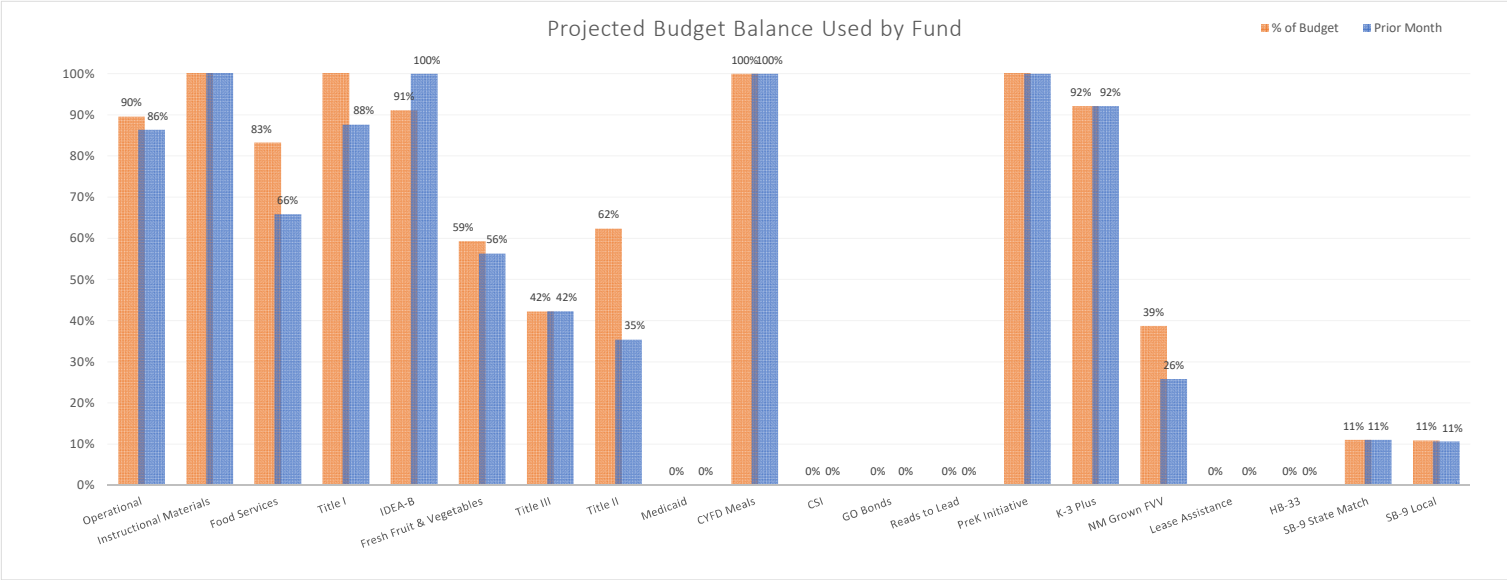

Note *: 3 Payrolls in November & May.*

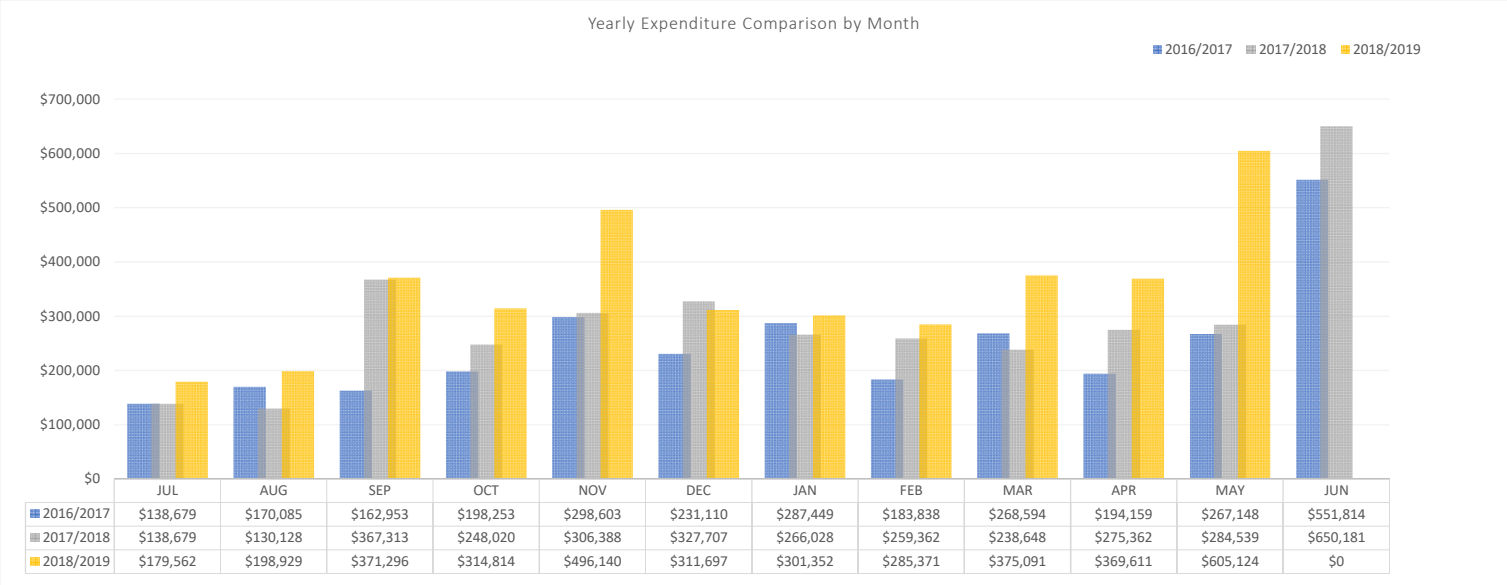

	JUL	AUG	SEP	OCT	NOV	DEC	JAN	FEB	MAR	APR	MAY	JUN
2016/2017	$138,679	$170,085	$162,953	$198,253	$298,603	$231,110	$287,449	$183,838	$268,594	$194,159	$267,148	$551,814
2017/2018	$138,679	$130,128	$367,313	$248,020	$306,388	$327,707	$266,028	$259,362	$238,648	$275,362	$284,539	$650,181
2018/2019	$179,562	$198,929	$371,296	$314,814	$496,140	$311,697	$301,352	$285,371	$375,091	$369,611	$605,124	$0

As of 05/31/2019					Fiscal Year 2018/19 Actuals
Resource	Beginning Balance	Revenue Activity	Expense Activity	Ending Balance	Net
Fund 11000 - Operational Fund					
	701,375.26	2,900,056.26	2,716,318.42	.00	885,113.10
Fund 14000 - Inst. Materials Fund					
	4,986.28	11,233.51	16,210.86	.00	8.93
Fund 21000 - Food Services Fund					
	156,978.12	193,374.64	193,664.27	.00	156,688.49
Fund 24101 - Title I - IASA					
	29,878.19-	40,763.76	108,968.52	.00	98,082.95-
Fund 24106 - IDEA-B Entitlement					
	20,280.58-	20,280.58	41,210.37	.00	41,210.37-
Fund 24118 - Fresh Fruit & Vegetables					
	9,118.00-	11,669.94	10,457.40	.00	7,905.46-
Fund 24153 - English Language Acquisition					
	975.21-	1,204.21	985.42	.00	756.42-
Fund 24154 - Teach./Princp. Train & Recruit					
	672.50-	1,043.33	10,423.28	.00	10,052.45-
Fund 25153 - Title XIX MEDICAID 3/21 Years					
	11,262.58	9,396.49	16,131.28	.00	4,527.79
Fund 25171 - Child & Adult Food Program					
	27,827.28	134,451.51	126,660.65	.00	35,618.14
Fund 26177 - Elementry & Mid Sch Initiative					
	6,664.22-	4,946.84	9,323.58	.00	11,040.96-
Fund 27114 - NM Reads to Lead K-3					
	23,794.15-	65,274.86	57,516.16	.00	16,035.45-
Fund 27149 - PreK Initiative					
	37,099.94-	43,087.95	187,750.22	.00	181,762.21-
Fund 27166 - Kindergarten-Three Plus					
	26,086.35-	82,161.60	56,075.25	.00	.00
Fund 31200 - Public School Capital Outlay					
	.00	179,736.75	218,078.25	.00	38,341.50-
Fund 31600 - Capital Improv. HB 33					
	311,104.85	155,565.81	1,555.67	.00	465,114.99
Fund 31700 - Capital Improv. SB9					
	.00	.00	3,359.52	.00	3,359.52-
Fund 31701 - Capital Improv. SB9 Local					
	218,284.60	76,901.05	34,297.35	.00	260,888.30
Fund 91000 - General Activities					
	.55	271.94	.00	.00	272.49
Fund 91001 - Athletic					
	605.31	6,410.30	5,640.61	.00	1,375.00
Fund 91003 - Chess Club					
	39.71	.00	.00	.00	39.71
Fund 91004 - Student Council					
	592.68	2,105.10	1,214.50	.00	1,483.28
Fund 91005 - Yearbook					
	667.19-	18.00	627.00	.00	1,276.19-
Fund 91006 - Cheer					
	.00	420.02	280.00	.00	140.02
Fund 91010 - Admin Discretionary Account					

As of 05/31/2019					Fiscal Year 2018/19 Actuals
Resource	Beginning Balance	Revenue Activity	Expense Activity	Ending Balance	Net
Fund 91010 - Admin Discretionary Account					
	.00	26.13	.00	.00	26.13
Total for Org	**1,277,820.89**	**3,940,400.58**	**3,816,748.58**	**.00**	**1,401,472.89**

Balances through 05/31/2019 **Fiscal Year 2018/19**

Funds- Func- Obj ct - Pr gm- Locat n- JbCl - Opt nl	Description	Adopted Budget	Revised Budget	Revenue	Account Balance
Funds **11000 - Operational**, Func **0000 - NoFunctionCode**					
11000- 0000- 41701- 0000- 001118- 0000- 00000	Fees-Activities			90.69	90.69-
11000- 0000- 41910- 0000- 001118- 0000- 00000	Rentals			1,720.00	1,720.00-
11000- 0000- 41980- 0000- 001118- 0000- 00000	RefPriorYearExp			206.23	206.23-
11000- 0000- 43101- 0000- 001118- 0000- 00000	StEqulzGuarntee	2,720,129.00	3,225,865.00	2,898,039.34	327,825.66
	Total for Funds 11000, Func 0000 and Revenue accounts	**2,720,129.00**	**3,225,865.00**	**2,900,056.26**	**325,808.74**
Funds **14000 - TotInsMatSubFnd**, Func **0000 - NoFunctionCode**					
14000- 0000- 43211- 0000- 001118- 0000- 00000	InstMatCash50%	11,234.00	11,234.00	11,233.51	.49
	Total for Funds 14000, Func 0000 and Revenue accounts	**11,234.00**	**11,234.00**	**11,233.51**	**.49**
Funds **21000 - Food Svcs**, Func **0000 - NoFunctionCode**					
21000- 0000- 41603- 0000- 001118- 0000- 00000	Fees-AdultsFS			2,101.45	2,101.45-
21000- 0000- 41604- 0000- 001118- 0000- 00000	Fees-StudentsFS	1,500.00	1,500.00		1,500.00
21000- 0000- 44500- 0000- 001118- 0000- 00000	ResGtsFedThruSt	180,000.00	180,000.00	191,273.19	11,273.19-
	Total for Funds 21000, Func 0000 and Revenue accounts	**181,500.00**	**181,500.00**	**193,374.64**	**11,874.64-**
Funds **24101 - Title I - IASA**, Func **0000 - NoFunctionCode**					
24101- 0000- 41924- 0000- 001118- 0000- 00000	FlowthrDistChtr	120,519.00	120,519.00	40,763.76	79,755.24
	Total for Funds 24101, Func 0000 and Revenue accounts	**120,519.00**	**120,519.00**	**40,763.76**	**79,755.24**
Funds **24106 - IDEABEntitlemnt**, Func **0000 - NoFunctionCode**					
24106- 0000- 41924- 0000- 001118- 0000- 00000	FlowthrDistChtr	49,897.00	58,141.00	20,280.58	37,860.42
	Total for Funds 24106, Func 0000 and Revenue accounts	**49,897.00**	**58,141.00**	**20,280.58**	**37,860.42**
Funds **24118 - FreshFruit&Vegs**, Func **0000 - NoFunctionCode**					
24118- 0000- 44500- 0000- 001118- 0000- 00000	ResGtsFedThruSt		17,612.00	11,669.94	5,942.06
	Total for Funds 24118, Func 0000 and Revenue accounts	**.00**	**17,612.00**	**11,669.94**	**5,942.06**
Funds **24153 - EngLangAcquistn**, Func **0000 - NoFunctionCode**					
24153- 0000- 41924- 0000- 001118- 0000- 00000	FlowthrDistChtr	8,320.00	8,320.00	1,204.21	7,115.79
	Total for Funds 24153, Func 0000 and Revenue accounts	**8,320.00**	**8,320.00**	**1,204.21**	**7,115.79**
Funds **24154 - TchPrinTrainRec**, Func **0000 - NoFunctionCode**					
24154- 0000- 41924- 0000- 001118- 0000- 00000	FlowthrDistChtr	17,944.00	17,944.00	1,043.33	16,900.67
	Total for Funds 24154, Func 0000 and Revenue accounts	**17,944.00**	**17,944.00**	**1,043.33**	**16,900.67**
Funds **25153 - TitleXIX-3/21Yr**, Func **0000 - NoFunctionCode**					
25153- 0000- 44301- 0000- 001118- 0000- 00000	OthResGtsFedDir			9,396.49	9,396.49-
	Total for Funds 25153, Func 0000 and Revenue accounts	**.00**	**.00**	**9,396.49**	**9,396.49-**

Selection Grouped by Account Type, Filtered by User Permissions, (Org = 130, Online/Offline = N, Period = 1, UnPosted JEs? = N, Assets and Liabilities? = N, Restricted Accts? = Y, Objct = 4, Obj Digits = 0, Page Break Lvl =)

SCHOOLABILITY

Balances through 05/31/2019 **Fiscal Year 2018/19**

Funds- Func- Obj ct - Pr gm- Locat n- JbCl - Opt nl	Description	Adopted Budget	Revised Budget	Revenue	Account Balance
Funds **25171 - Child&AdultFood**, Func **0000 - NoFunctionCode**					
25171- 0000- 44301- 0000- 001118- 0000- 00000	OthResGtsFedDir	134,272.00	130,600.00	134,451.51	3,851.51-
Total for Funds 25171, Func 0000 and Revenue accounts		**134,272.00**	**130,600.00**	**134,451.51**	**3,851.51-**
Funds **26177 - ElemMidSchInit**, Func **0000 - NoFunctionCode**					
26177- 0000- 43214- 0000- 001118- 0000- 00000	InterGovCntREC		13,000.00	4,946.84	8,053.16
Total for Funds 26177, Func 0000 and Revenue accounts		**.00**	**13,000.00**	**4,946.84**	**8,053.16**
Funds **27107 - 2012GOBondSB66**, Func **0000 - NoFunctionCode**					
27107- 0000- 43204- 0000- 001118- 0000- 00000	PriorYearBalnce	3,068.00	3,068.00		3,068.00
Total for Funds 27107, Func 0000 and Revenue accounts		**3,068.00**	**3,068.00**	**.00**	**3,068.00**
Funds **27114 - NMReadstoLeadK3**, Func **0000 - NoFunctionCode**					
27114- 0000- 43202- 0000- 001118- 0000- 00000	StFlowThruGrant		68,288.00	65,274.86	3,013.14
Total for Funds 27114, Func 0000 and Revenue accounts		**.00**	**68,288.00**	**65,274.86**	**3,013.14**
Funds **27149 - PreK Initiative**, Func **0000 - NoFunctionCode**					
27149- 0000- 41924- 0000- 001118- 0000- 00000	FlowthrDistChtr	151,364.00	151,364.00	43,087.95	108,276.05
Total for Funds 27149, Func 0000 and Revenue accounts		**151,364.00**	**151,364.00**	**43,087.95**	**108,276.05**
Funds **27166 - KinderThreePlus**, Func **0000 - NoFunctionCode**					
27166- 0000- 41924- 0000- 001118- 0000- 00000	FlowthrDistChtr	60,872.00	60,872.00	56,075.25	4,796.75
27166- 0000- 43202- 0000- 001118- 0000- 00000	StFlowThruGrant			26,086.35	26,086.35-
Total for Funds 27166, Func 0000 and Revenue accounts		**60,872.00**	**60,872.00**	**82,161.60**	**21,289.60-**
Funds **27183 - NM Grown FVV**, Func **0000 - NoFunctionCode**					
27183- 0000- 43202- 0000- 001118- 0000- 00000	StFlowThruGrant		5,000.00		5,000.00
Total for Funds 27183, Func 0000 and Revenue accounts		**.00**	**5,000.00**	**.00**	**5,000.00**
Funds **31200 - PubSchCapOutlay**, Func **0000 - NoFunctionCode**					
31200- 0000- 43209- 0000- 001118- 0000- 00000	PSCOC Awards		239,649.00	179,736.75	59,912.25
Total for Funds 31200, Func 0000 and Revenue accounts		**.00**	**239,649.00**	**179,736.75**	**59,912.25**
Funds **31600 - CapImprvmtsHB33**, Func **0000 - NoFunctionCode**					
31600- 0000- 41110- 0000- 001118- 0000- 00000	AdValoremTaxDst	175,769.00	175,769.00	155,565.81	20,203.19
Total for Funds 31600, Func 0000 and Revenue accounts		**175,769.00**	**175,769.00**	**155,565.81**	**20,203.19**
Funds **31700 - CapImprvmtsSB-9**, Func **0000 - NoFunctionCode**					
31700- 0000- 43202- 0000- 001118- 0000- 00000	StFlowThruGrant		8,171.00		8,171.00
31700- 0000- 43204- 0000- 001118- 0000- 00000	PriorYearBalnce	22,179.00	22,179.00		22,179.00
Total for Funds 31700, Func 0000 and Revenue accounts		**22,179.00**	**30,350.00**	**.00**	**30,350.00**

Selection Grouped by Account Type, Filtered by User Permissions, (Org = 130, Online/Offline = N, Period = 1, UnPosted JEs? = N, Assets and Liabilities? = N, Restricted Accts? = Y, Objct = 4, Obj Digits = 0, Page Break Lvl =)

Balances through 05/31/2019 **Fiscal Year 2018/19**

Funds- Func- Obj ct - Pr gm- Locat n- JbCl - Opt nl	Description	Adopted Budget	Revised Budget	Revenue	Account Balance
Funds **31701 - CapImprvsSB9Loc**, Func **0000 - NoFunctionCode**					
31701- 0000- 41110- 0000- 001118- 0000- 00000	AdValoremTaxDst	107,781.00	107,781.00	76,901.05	30,879.95
	Total for Funds 31701, Func 0000 and Revenue accounts	**107,781.00**	**107,781.00**	**76,901.05**	**30,879.95**
Funds **91000 - GenActivity**, Func **0000 - NoFunctionCode**					
91000- 0000- 41920- 0000- 001118- 0000- 00000	PrivContrbsDntn			271.94	271.94-
	Total for Funds 91000, Func 0000 and Revenue accounts	**.00**	**.00**	**271.94**	**271.94-**
Funds **91001 - Athletic**, Func **0000 - NoFunctionCode**					
91001- 0000- 41701- 0000- 001118- 0000- 00000	Fees-Activities			3,281.50	3,281.50-
91001- 0000- 41701- 0000- 001118- 0000- 00110	Fees-Activities			3,128.80	3,128.80-
	Total for Funds 91001, Func 0000 and Revenue accounts	**.00**	**.00**	**6,410.30**	**6,410.30-**
Funds **91004 - Student Council**, Func **0000 - NoFunctionCode**					
91004- 0000- 41701- 0000- 001118- 0000- 00000	Fees-Activities			2,105.10	2,105.10-
	Total for Funds 91004, Func 0000 and Revenue accounts	**.00**	**.00**	**2,105.10**	**2,105.10-**
Funds **91005 - Yearbook**, Func **0000 - NoFunctionCode**					
91005- 0000- 41701- 0000- 001118- 0000- 00000	Fees-Activities			18.00	18.00-
	Total for Funds 91005, Func 0000 and Revenue accounts	**.00**	**.00**	**18.00**	**18.00-**
Funds **91006 - Cheer**, Func **0000 - NoFunctionCode**					
91006- 0000- 41701- 0000- 001118- 0000- 00000	Fees-Activities			420.02	420.02-
	Total for Funds 91006, Func 0000 and Revenue accounts	**.00**	**.00**	**420.02**	**420.02-**
Funds **91010 - Admin Discr**, Func **0000 - NoFunctionCode**					
91010- 0000- 41701- 0000- 001118- 0000- 00000	Fees-Activities			26.13	26.13-
	Total for Funds 91010, Func 0000 and Revenue accounts	**.00**	**.00**	**26.13**	**26.13-**
	Total for Org 130 - Christine Duncan Heritage	**3,764,848.00**	**4,626,876.00**	**3,940,400.58**	**686,475.42**

Balances through 05/31/2019 **Fiscal Year 2018/19**

Funds- Func- Obj ct - Pr gm- Locat n- JbCl - Opt nl	Description	Adopted Budget	Revised Budget	Encumbered	Expenditure	Account Balance
Funds **11000 - Operational**, Func **1000 - Instruction**						
11000- 1000- 51100- 0000- 001118- 1611- 00000	SalariesExpense,SubsSickL	1,500.00	3,500.00		4,527.90	1,027.90-
11000- 1000- 51100- 1010- 001118- 1411- 00000	SalariesExpense,Teachers	384,647.00	561,199.00	95,307.42	502,963.90	37,072.32-
11000- 1000- 51100- 1010- 001118- 1413- 00000	SalariesExpense,TeachersE	37,978.00	37,978.00	4,034.96	26,418.13	7,524.91
11000- 1000- 51100- 1010- 001118- 1711- 00000	SalariesExpense,InstAsst1	17,000.00	17,000.00		99.96	16,900.04
11000- 1000- 51100- 1010- 001118- 1713- 00000	SalariesExpense,InstAsst-	17,630.00	52,630.00	9,576.91	40,223.17	2,829.92
11000- 1000- 51100- 1010- 001118- 1714- 00000	SalariesExpense,InstAsstP	16,400.00	16,400.00		300.00	16,100.00
11000- 1000- 51100- 2000- 001118- 1412- 00000	SalariesExpense,Teachers	169,150.00	170,150.00	32,734.67	129,204.69	8,210.64
11000- 1000- 51100- 2000- 001118- 1712- 00000	SalariesExpense,InstAsstS	9,050.00	9,050.00			9,050.00
11000- 1000- 51100- 4010- 001118- 1413- 00000	SalariesExpense,TeachersE	92,357.00	92,407.00	17,761.00	74,596.20	49.80
11000- 1000- 51100- 4010- 001118- 1416- 00000	SalariesExpense,TeachersO	465,380.00	465,380.00	75,895.46	329,864.11	59,620.43
11000- 1000- 51100- 9000- 001118- 1618- 00000	SalariesExpense,Athletics		300.00		420.00	120.00-
11000- 1000- 51200- 1010- 001118- 1711- 00000	OvertimeExpense,InstAsst1		630.00		213.30	416.70
11000- 1000- 51300- 1010- 001118- 1411- 00000	AddtnlCompenstn,Teachers	91,125.00	91,125.00	5,336.53	69,815.00	15,973.47
11000- 1000- 51300- 1010- 001118- 1413- 00000	AddtnlCompenstn,TeachersE		300.00		144.00	156.00
11000- 1000- 51300- 1010- 001118- 1414- 00000	AddtnlCompenstn,TeachersP		6,000.00		5,064.00	936.00
11000- 1000- 51300- 1010- 001118- 1621- 00000	AddtnlCompenstn,Sum/After	2,000.00	2,000.00		1,361.00	639.00
11000- 1000- 51300- 1010- 001118- 1711- 00000	AddtnlCompenstn,InstAsst1		2,500.00		2,090.94	409.06
11000- 1000- 51300- 2000- 001118- 1412- 00000	AddtnlCompenstn,Teachers		7,800.00	576.90	6,566.98	656.12
11000- 1000- 51300- 4010- 001118- 1413- 00000	AddtnlCompenstn,TeachersE		100.00		57.69	42.31
11000- 1000- 51300- 4010- 001118- 1416- 00000	AddtnlCompenstn,TeachersO		30,000.00	5,096.45	22,595.35	2,308.20
11000- 1000- 51300- 9000- 001118- 1618- 00000	AddtnlCompenstn,Athletics	2,000.00	2,000.00		1,793.00	207.00
11000- 1000- 52111- 0000- 001118- 0000- 00000	EducRetirement	181,575.00	195,075.00	34,238.51	169,262.53	8,426.04-
11000- 1000- 52112- 0000- 001118- 0000- 00000	ERARetireeHlth	26,138.00	28,638.00	4,926.45	24,361.45	649.90-
11000- 1000- 52210- 0000- 001118- 0000- 00000	FICA Payments	81,002.00	81,002.00	12,041.21	61,275.34	7,685.45
11000- 1000- 52220- 0000- 001118- 0000- 00000	MedicarePaymnts	18,956.00	18,956.00	2,816.03	14,330.38	1,809.59
11000- 1000- 52311- 0000- 001118- 0000- 00000	Hth&MedPremiums	148,497.00	148,497.00	14,710.61	54,961.81	78,824.58
11000- 1000- 52312- 0000- 001118- 0000- 00000	Life	1,653.00	1,653.00	298.45	1,225.22	129.33
11000- 1000- 52313- 0000- 001118- 0000- 00000	Dental	8,009.00	8,009.00	799.41	3,106.76	4,102.83
11000- 1000- 52314- 0000- 001118- 0000- 00000	Vision	1,512.00	1,512.00	144.60	586.81	780.59
11000- 1000- 52315- 0000- 001118- 0000- 00000	Disability	1,296.00	1,296.00	219.10	849.86	227.04
11000- 1000- 52500- 0000- 001118- 0000- 00000	UnemploymntComp	5,800.00	5,800.00	206.88	2,721.25	2,871.87
11000- 1000- 52710- 0000- 001118- 0000- 00000	WorkersCompPrem	15,520.00	17,320.00		16,718.00	602.00
11000- 1000- 52720- 0000- 001118- 0000- 00000	WorkrsCompERFee	290.00	290.00	59.80	200.10	30.10
11000- 1000- 53330- 1010- 001118- 0000- 00000	ProfessDevelop	3,000.00	13,000.00	2,865.06	11,908.12	1,773.18-
11000- 1000- 53711- 1010- 001118- 0000- 00000	Other Charges	1,500.00	4,000.00	1,248.00	2,110.60	641.40
11000- 1000- 53711- 9000- 001118- 0000- 00000	Other Charges		5,000.00		314.00	4,686.00

Selection Grouped by Account Type, Filtered by User Permissions, (Org = 130, Online/Offline = N, Period = 1, UnPosted JEs? = N, Assets and Liabilities? = N, Restricted Accts? = Y, Objct = 5, Func = 1-4, Obj Digits = 0, Page Break Lvl =)

SCHOOLABILITY

Balances through 05/31/2019 **Fiscal Year 2018/19**

Funds- Func- Obj ct - Pr gm- Locat n- JbCl - Opt nl	Description	Adopted Budget	Revised Budget	Encumbered	Expenditure	Account Balance
Funds **11000 - Operational**, Func **1000 - Instruction** **(continued)**						
11000- 1000- 55817- 1010- 001118- 0000- 00000	Student Travel	5,000.00	7,000.00	552.74	7,193.87	746.61-
11000- 1000- 55915- 1010- 001118- 0000- 00000	OthContractSvcs	45,000.00	48,500.00	4,018.44	51,587.86	7,106.30-
11000- 1000- 55915- 1020- 001118- 0000- 00000	OthContractSvcs	1,000.00	1,000.00			1,000.00
11000- 1000- 55915- 9000- 001118- 0000- 00000	OthContractSvcs			790.00	50.00	840.00-
11000- 1000- 56112- 1010- 001118- 0000- 00000	Other Textbooks		2,500.00	1,580.16	6,600.04	5,680.20-
11000- 1000- 56113- 1010- 001118- 0000- 00000	Software	10,000.00	10,000.00	296.00	15,606.32	5,902.32-
11000- 1000- 56118- 1010- 001118- 0000- 00000	GenSuppliesMats	19,992.00	21,992.00	5,054.98	21,098.08	4,161.06-
11000- 1000- 56118- 2000- 001118- 0000- 00000	GenSuppliesMats		50.00		24.00	26.00
11000- 1000- 57331- 1010- 001118- 0000- 00000	FixedAssets>$5k	53,962.00	12,305.00	208.98		12,096.02
11000- 1000- 57332- 1010- 001118- 0000- 00000	SupplAssets<$5k		8,000.00		5,616.03	2,383.97
	Total for Func 1000 and Expense accounts	**1,935,919.00**	**2,209,844.00**	**333,395.71**	**1,690,027.75**	**186,420.54**
Funds **11000 - Operational**, Func **2100 - SuppSvcsStudnts**						
11000- 2100- 51100- 0000- 001118- 1211- 00000	SalariesExpense,CoordSubS	55,661.00	58,661.00	11,225.20	42,868.25	4,567.55
11000- 2100- 51100- 0000- 001118- 1216- 00000	SalariesExpense,HealthAss		2,040.00	1,453.12	871.88	285.00-
11000- 2100- 51100- 0000- 001118- 1217- 00000	SalariesExpense,SecClerTe	18,942.00	18,942.00			18,942.00
11000- 2100- 51100- 2000- 001118- 1214- 00000	SalariesExpense,Couns-Soc	45,580.00	45,630.00	8,765.40	45,580.80	8,716.20-
11000- 2100- 51300- 0000- 001118- 1211- 00000	AddtnlCompenstn,CoordSubS		148.00		144.00	4.00
11000- 2100- 51300- 0000- 001118- 1217- 00000	AddtnlCompenstn,SecClerTe	9,700.00	9,700.00		2,736.66	6,963.34
11000- 2100- 51300- 2000- 001118- 1211- 00000	AddtnlCompenstn,CoordSubS	3,321.00	3,371.00	638.55	2,681.91	50.54
11000- 2100- 52111- 0000- 001118- 0000- 00000	EducRetirement	18,516.00	18,516.00	2,867.45	13,067.71	2,580.84
11000- 2100- 52112- 0000- 001118- 0000- 00000	ERARetireeHlth	2,665.00	2,665.00	441.60	1,897.46	325.94
11000- 2100- 52210- 0000- 001118- 0000- 00000	FICA Payments	8,259.00	8,259.00	1,347.75	5,866.05	1,045.20
11000- 2100- 52220- 0000- 001118- 0000- 00000	MedicarePaymnts	1,933.00	1,933.00	315.15	1,371.73	246.12
11000- 2100- 52311- 0000- 001118- 0000- 00000	Hth&MedPremiums	3,972.00	8,572.00	1,737.55	5,841.93	992.52
11000- 2100- 52312- 0000- 001118- 0000- 00000	Life	171.00	171.00	35.25	89.55	46.20
11000- 2100- 52313- 0000- 001118- 0000- 00000	Dental		700.00	77.80	262.55	359.65
11000- 2100- 52314- 0000- 001118- 0000- 00000	Vision		150.00	15.75	52.32	81.93
11000- 2100- 52315- 0000- 001118- 0000- 00000	Disability		300.00	42.33	137.17	120.50
11000- 2100- 52500- 0000- 001118- 0000- 00000	UnemploymntComp	600.00	600.00	22.54	153.42	424.04
11000- 2100- 52710- 0000- 001118- 0000- 00000	WorkersCompPrem	1,542.00	2,302.00		2,291.00	11.00
11000- 2100- 52720- 0000- 001118- 0000- 00000	WorkrsCompERFee	30.00	30.00	6.90	13.80	9.30
11000- 2100- 53211- 2000- 001118- 0000- 00000	DiagsContracted	11,000.00	16,500.00	2,743.57	13,256.43	500.00
11000- 2100- 53212- 2000- 001118- 0000- 00000	SpeechThrpsCont	37,500.00	39,000.00	3,320.75	40,818.05	5,138.80-
11000- 2100- 53213- 2000- 001118- 0000- 00000	OccThrpstCont	6,500.00	10,000.00	2,949.48	9,211.70	2,161.18-
11000- 2100- 53330- 0000- 001118- 0000- 00000	ProfessDevelop	300.00	1,800.00	635.80	581.47	582.73
11000- 2100- 53330- 2000- 001118- 0000- 00000	ProfessDevelop		800.00		300.00	500.00

Selection Grouped by Account Type, Filtered by User Permissions, (Org = 130, Online/Offline = N, Period = 1, UnPosted JEs? = N, Assets and Liabilities? = N, Restricted Accts? = Y, Objct = 5, Func = 1-4, Obj Digits = 0, Page Break Lvl =)

Balances through 05/31/2019 **Fiscal Year 2018/19**

Funds- Func- Obj ct - Pr gm- Locat n- JbCl - Opt nl	Description	Adopted Budget	Revised Budget	Encumbered	Expenditure	Account Balance
Funds **11000 - Operational**, Func **2100 - SuppSvcsStudnts** **(continued)**						
11000- 2100- 53711- 0000- 001118- 0000- 00000	Other Charges		800.00		312.00	488.00
11000- 2100- 55915- 0000- 001118- 0000- 00000	OthContractSvcs			6,976.61	25,474.86	32,451.47-
11000- 2100- 56113- 0000- 001118- 0000- 00000	Software	6,500.00	7,000.00	3,530.97	2,969.03	500.00
11000- 2100- 56118- 0000- 001118- 0000- 00000	GenSuppliesMats	600.00	3,300.00	2,187.82	1,056.12	56.06
11000- 2100- 57332- 0000- 001118- 0000- 00000	SupplAssets<$5k		6,552.00	65.00	2,661.93	3,825.07
	Total for Func 2100 and Expense accounts	**233,292.00**	**268,442.00**	**51,402.34**	**222,569.78**	**5,530.12-**
Funds **11000 - Operational**, Func **2200 - Suppt Svcs Inst**						
11000- 2200- 56113- 0000- 001118- 0000- 00000	Software	2,900.00	2,900.00		1,873.00	1,027.00
11000- 2200- 56118- 0000- 001118- 0000- 00000	GenSuppliesMats	8,000.00	8,000.00	3,000.00		5,000.00
	Total for Func 2200 and Expense accounts	**10,900.00**	**10,900.00**	**3,000.00**	**1,873.00**	**6,027.00**
Funds **11000 - Operational**, Func **2300 - SupptSvcs-Admin**						
11000- 2300- 51100- 0000- 001118- 1111- 00000	SalariesExpense,Superinte	86,151.00	90,551.00	16,666.70	73,333.48	550.82
11000- 2300- 51300- 0000- 001118- 1111- 00000	AddtnlCompenstn,Superinte	2,000.00	2,000.00		342.00	1,658.00
11000- 2300- 52111- 0000- 001118- 0000- 00000	EducRetirement	12,253.00	12,573.00	2,316.65	10,240.81	15.54
11000- 2300- 52112- 0000- 001118- 0000- 00000	ERARetireeHlth	1,764.00	1,809.00	333.35	1,473.58	2.07
11000- 2300- 52210- 0000- 001118- 0000- 00000	FICA Payments	5,466.00	5,606.00	1,023.20	4,555.77	27.03
11000- 2300- 52220- 0000- 001118- 0000- 00000	MedicarePaymnts	1,279.00	1,319.00	239.30	1,065.41	14.29
11000- 2300- 52311- 0000- 001118- 0000- 00000	Hth&MedPremiums	12,476.00	12,976.00	2,599.10	10,356.42	20.48
11000- 2300- 52312- 0000- 001118- 0000- 00000	Life	57.00	72.00	11.75	47.00	13.25
11000- 2300- 52313- 0000- 001118- 0000- 00000	Dental	587.00	617.00	122.20	488.80	6.00
11000- 2300- 52314- 0000- 001118- 0000- 00000	Vision	102.00	118.00	21.20	84.80	12.00
11000- 2300- 52500- 0000- 001118- 0000- 00000	UnemploymntComp	200.00	200.00		87.92	112.08
11000- 2300- 52710- 0000- 001118- 0000- 00000	WorkersCompPrem	1,105.00	1,105.00		1,105.00	
11000- 2300- 52720- 0000- 001118- 0000- 00000	WorkrsCompERFee	10.00	10.00	2.30	6.90	.80
11000- 2300- 53411- 0000- 001118- 0000- 00000	Auditing	13,000.00	13,000.00		12,405.62	594.38
11000- 2300- 53413- 0000- 001118- 0000- 00000	Legal	5,000.00	27,750.00	278.00	27,114.97	357.03
11000- 2300- 53711- 0000- 001118- 0000- 00000	Other Charges	3,850.00	3,850.00			3,850.00
11000- 2300- 55400- 0000- 001118- 0000- 00000	Advertising		550.00	500.00	46.69	3.31
11000- 2300- 55811- 0000- 001118- 0000- 00000	Board Travel		300.00	150.00		150.00
11000- 2300- 55812- 0000- 001118- 0000- 00000	Board Training	4,000.00	4,000.00	1,017.92	1,533.28	1,448.80
11000- 2300- 57332- 0000- 001118- 0000- 00000	SupplAssets<$5k		2,500.00			2,500.00
	Total for Func 2300 and Expense accounts	**149,300.00**	**180,906.00**	**25,281.67**	**144,288.45**	**11,335.88**
Funds **11000 - Operational**, Func **2400 - SupSvcsSchAdmin**						
11000- 2400- 51100- 0000- 001118- 1112- 00000	SalariesExpense,Principal	60,000.00	67,500.00	12,407.45	54,592.78	499.77
11000- 2400- 51100- 0000- 001118- 1217- 00000	SalariesExpense,SecClerTe	59,942.00	82,942.00	14,983.26	66,285.12	1,673.62

Balances through 05/31/2019 **Fiscal Year 2018/19**

Funds- Func- Obj ct - Pr gm- Locat n- JbCl - Opt nl	Description	Adopted Budget	Revised Budget	Encumbered	Expenditure	Account Balance
Funds **11000 - Operational**, Func **2400 - SupSvcsSchAdmin (continued)**						
11000- 2400- 51100- 0000- 001118- 1611- 00000	SalariesExpense,SubsSickL		1,000.00		676.50	323.50
11000- 2400- 51300- 0000- 001118- 1112- 00000	AddtnlCompenstn,Principal		8,600.00		8,546.19	53.81
11000- 2400- 51300- 0000- 001118- 1217- 00000	AddtnlCompenstn,SecClerTe		400.00		132.39-	532.39
11000- 2400- 52111- 0000- 001118- 0000- 00000	EducRetirement	16,672.00	22,672.00	3,807.31	17,971.54	893.15
11000- 2400- 52112- 0000- 001118- 0000- 00000	ERARetireeHlth	2,399.00	3,599.00	547.85	2,585.89	465.26
11000- 2400- 52210- 0000- 001118- 0000- 00000	FICA Payments	7,437.00	9,937.00	1,698.20	8,058.06	180.74
11000- 2400- 52220- 0000- 001118- 0000- 00000	MedicarePaymnts	1,740.00	2,440.00	397.15	1,884.51	158.34
11000- 2400- 52311- 0000- 001118- 0000- 00000	Hth&MedPremiums	17,388.00	17,388.00	3,213.40	12,350.00	1,824.60
11000- 2400- 52312- 0000- 001118- 0000- 00000	Life	171.00	291.00	58.75	206.80	25.45
11000- 2400- 52313- 0000- 001118- 0000- 00000	Dental	784.00	984.00	214.10	763.83	6.07
11000- 2400- 52314- 0000- 001118- 0000- 00000	Vision	148.00	193.00	42.30	148.00	2.70
11000- 2400- 52315- 0000- 001118- 0000- 00000	Disability	77.00	77.00	14.61	52.25	10.14
11000- 2400- 52500- 0000- 001118- 0000- 00000	UnemploymntComp	600.00	600.00	49.45	445.10	105.45
11000- 2400- 52710- 0000- 001118- 0000- 00000	WorkersCompPrem	1,539.00	1,539.00		1,539.00	
11000- 2400- 52720- 0000- 001118- 0000- 00000	WorkrsCompERFee	30.00	60.00	13.80	32.20	14.00
11000- 2400- 53330- 0000- 001118- 0000- 00000	ProfessDevelop		1,000.00	1,552.96	1,294.87	1,847.83-
11000- 2400- 53711- 0000- 001118- 0000- 00000	Other Charges	60.00	6,560.00	1,382.40	4,454.39	723.21
11000- 2400- 54630- 0000- 001118- 0000- 00000	RentalCompEqpmt	4,772.00	9,772.00	1,221.74	7,900.26	650.00
11000- 2400- 55813- 0000- 001118- 0000- 00000	EmpTravNonTeach		500.00	197.45	52.55	250.00
11000- 2400- 55915- 0000- 001118- 0000- 00000	OthContractSvcs	6,728.00	12,728.00	894.81	10,479.93	1,353.26
11000- 2400- 56118- 0000- 001118- 0000- 00000	GenSuppliesMats	4,500.00	5,500.00	1,129.78	5,423.37	1,053.15-
11000- 2400- 57332- 0000- 001118- 0000- 00000	SupplAssets<$5k		14,335.00		1,008.85	13,326.15
	Total for Func 2400 and Expense accounts	**184,987.00**	**270,617.00**	**43,826.77**	**206,619.60**	**20,170.63**
Funds **11000 - Operational**, Func **2500 - Central Svcs**						
11000- 2500- 53414- 0000- 001118- 0000- 00000	OthProfTechSvcs	140,278.00	160,678.00	21,748.82	136,378.64	2,550.54
11000- 2500- 53711- 0000- 001118- 0000- 00000	Other Charges	120.00	7,910.00		5,455.00	2,455.00
11000- 2500- 55400- 0000- 001118- 0000- 00000	Advertising	100.00	3,100.00		2,931.48	168.52
11000- 2500- 55915- 0000- 001118- 0000- 00000	OthContractSvcs	1,600.00	6,150.00	1,032.89	3,612.89	1,504.22
11000- 2500- 56113- 0000- 001118- 0000- 00000	Software	15,700.00	17,600.00	3,230.63	14,269.37	100.00
11000- 2500- 56118- 0000- 001118- 0000- 00000	GenSuppliesMats	500.00	500.00		506.34	6.34-
11000- 2500- 57332- 0000- 001118- 0000- 00000	SupplAssets<$5k		5,100.00		94.99	5,005.01
	Total for Func 2500 and Expense accounts	**158,298.00**	**201,038.00**	**26,012.34**	**163,248.71**	**11,776.95**
Funds **11000 - Operational**, Func **2600 - Op&MaintofPlant**						
11000- 2600- 51100- 0000- 001118- 1615- 00000	SalariesExpense,Custodial	39,189.00	40,189.00	7,257.25	32,424.30	507.45
11000- 2600- 51200- 0000- 001118- 1615- 00000	OvertimeExpense,Custodial		1,000.00		277.05	722.95
11000- 2600- 51300- 0000- 001118- 1614- 00000	AddtnlCompenstn,Maintenan	2,500.00	2,500.00			2,500.00

Selection Grouped by Account Type, Filtered by User Permissions, (Org = 130, Online/Offline = N, Period = 1, UnPosted JEs? = N, Assets and Liabilities? = N, Restricted Accts? = Y, Objct = 5, Func = 1-4, Obj Digits = 0, Page Break Lvl =)

SCHOOLABILITY

Balances through 05/31/2019 **Fiscal Year 2018/19**

Funds- Func- Obj ct - Pr gm- Locat n- JbCl - Opt nl	Description	Adopted Budget	Revised Budget	Encumbered	Expenditure	Account Balance
Funds **11000 - Operational**, Func **2600 - Op&MaintofPlant (continued)**						
11000- 2600- 51300- 0000- 001118- 1615- 00000	AddtnlCompenstn,Custodial		1,500.00		1,226.05	273.95
11000- 2600- 52111- 0000- 001118- 0000- 00000	EducRetirement	5,796.00	5,796.00	1,008.75	4,715.87	71.38
11000- 2600- 52112- 0000- 001118- 0000- 00000	ERARetireeHlth	835.00	835.00	145.15	678.57	11.28
11000- 2600- 52210- 0000- 001118- 0000- 00000	FICA Payments	2,586.00	2,586.00	449.95	2,103.49	32.56
11000- 2600- 52220- 0000- 001118- 0000- 00000	MedicarePaymnts	605.00	605.00	105.25	492.04	7.71
11000- 2600- 52311- 0000- 001118- 0000- 00000	Hth&MedPremiums	4,303.00	4,523.00	896.45	3,572.02	54.53
11000- 2600- 52312- 0000- 001118- 0000- 00000	Life	114.00	124.00	23.50	94.00	6.50
11000- 2600- 52313- 0000- 001118- 0000- 00000	Dental	213.00	233.00	44.25	177.00	11.75
11000- 2600- 52314- 0000- 001118- 0000- 00000	Vision	49.00	57.00	10.15	40.60	6.25
11000- 2600- 52500- 0000- 001118- 0000- 00000	UnemploymntComp	400.00	400.00	23.95	155.35	220.70
11000- 2600- 52710- 0000- 001118- 0000- 00000	WorkersCompPrem	503.00	503.00		503.00	
11000- 2600- 52720- 0000- 001118- 0000- 00000	WorkrsCompERFee	20.00	20.00	4.60	13.80	1.60
11000- 2600- 53711- 0000- 001118- 0000- 00000	Other Charges	25.00	25.00			25.00
11000- 2600- 54311- 0000- 001118- 0000- 00000	MntRepFrnFixEqp		3,000.00	914.23	1,279.21	806.56
11000- 2600- 54312- 0000- 001118- 0000- 00000	MntRepBlgsGrnds	14,645.00	14,645.00	5,805.62	1,176.71	7,662.67
11000- 2600- 54411- 0000- 001118- 0000- 00000	Electricity	42,000.00	42,000.00	771.24	34,228.76	7,000.00
11000- 2600- 54412- 0000- 001118- 0000- 00000	NatGasBuildings	2,100.00	2,100.00	1,299.99	700.01	100.00
11000- 2600- 54415- 0000- 001118- 0000- 00000	Water/Sewage	8,925.00	8,925.00	823.70	7,176.30	925.00
11000- 2600- 54416- 0000- 001118- 0000- 00000	CommunicatnSvcs	6,630.00	6,630.00	1,634.90	4,765.10	230.00
11000- 2600- 54610- 0000- 001118- 0000- 00000	RentlLandBldngs	276,600.00	276,600.00	23,328.30	138,017.95	115,253.75
11000- 2600- 55200- 0000- 001118- 0000- 00000	PropertyLiabIns	27,609.00	28,009.00		27,730.00	279.00
11000- 2600- 55915- 0000- 001118- 0000- 00000	OthContractSvcs	1,685.00	16,685.00	5,609.32	11,112.43	36.75-
11000- 2600- 56118- 0000- 001118- 0000- 00000	GenSuppliesMats	7,000.00	7,000.00	20.56	9,319.42	2,339.98-
11000- 2600- 56216- 0000- 001118- 0000- 00000	MaintSuppsParts			205.00		205.00-
11000- 2600- 57332- 0000- 001118- 0000- 00000	SupplAssets<$5k		14,000.00	2,234.00	4,060.10	7,705.90
	Total for Func 2600 and Expense accounts	**444,332.00**	**480,490.00**	**52,616.11**	**286,039.13**	**141,834.76**
Funds **11000 - Operational**, Func **2700 - StudentTransptn**						
11000- 2700- 55200- 0000- 001118- 0000- 00000	PropertyLiabIns	1,625.00	1,626.00		1,626.00	
	Total for Func 2700 and Expense accounts	**1,625.00**	**1,626.00**	**.00**	**1,626.00**	**.00**
Funds **11000 - Operational**, Func **2900 - Oth Suppt Svcs**						
11000- 2900- 58219- 0000- 001118- 0000- 00000	PayStMtchMedcad	5,000.00	5,000.00			5,000.00
	Total for Func 2900 and Expense accounts	**5,000.00**	**5,000.00**	**.00**	**.00**	**5,000.00**
Funds **11000 - Operational**, Func **3100 - FoodSvcsOpertns**						
11000- 3100- 56116- 0000- 001118- 0000- 00000	Food		26.00		26.00	
11000- 3100- 56118- 0000- 001118- 0000- 00000	GenSuppliesMats		500.00			500.00

Selection Grouped by Account Type, Filtered by User Permissions, (Org = 130, Online/Offline = N, Period = 1, UnPosted JEs? = N, Assets and Liabilities? = N, Restricted Accts? = Y, Objct = 5, Func = 1-4, Obj Digits = 0, Page Break Lvl =)

SCHOOLABILITY

Balances through 05/31/2019 **Fiscal Year 2018/19**

Funds- Func- Obj ct - Pr gm- Locat n- JbCl - Opt nl	Description	Adopted Budget	Revised Budget	Encumbered	Expenditure	Account Balance
	Total for Func 3100 and Expense accounts	**.00**	**526.00**	**.00**	**26.00**	**500.00**
	Total for Funds 11000	**3,123,653.00**	**3,629,389.00**	**535,534.94**	**2,716,318.42**	**377,535.64**
Funds **14000 - TotInsMatSubFnd**, Func **1000 - Instruction**						
14000- 1000- 56111- 1010- 001118- 0000- 00000	InsMatCsh50%Txb	12,199.00	12,199.00	230.13	14,215.86	2,246.99-
14000- 1000- 56113- 1010- 001118- 0000- 00000	Software	1,650.00	1,650.00		1,995.00	345.00-
	Total for Funds 14000, Func 1000 and Expense accounts	**13,849.00**	**13,849.00**	**230.13**	**16,210.86**	**2,591.99-**
Funds **21000 - Food Svcs**, Func **3100 - FoodSvcsOpertns**						
21000- 3100- 51100- 0000- 001118- 1217- 00000	SalariesExpense,SecClerTe	13,940.00	13,940.00	2,680.92	11,259.88	.80-
21000- 3100- 52111- 0000- 001118- 0000- 00000	EducRetirement	1,938.00	1,938.00	372.65	1,565.13	.22
21000- 3100- 52112- 0000- 001118- 0000- 00000	ERARetireeHlth	279.00	279.00	53.60	225.12	.28
21000- 3100- 52210- 0000- 001118- 0000- 00000	FICA Payments	865.00	865.00	166.20	698.04	.76
21000- 3100- 52220- 0000- 001118- 0000- 00000	MedicarePaymnts	203.00	203.00	38.85	163.17	.98
21000- 3100- 52312- 0000- 001118- 0000- 00000	Life	57.00	57.00	11.75	42.30	2.95
21000- 3100- 52500- 0000- 001118- 0000- 00000	UnemploymntComp	200.00	200.00	8.85	50.57	140.58
21000- 3100- 52710- 0000- 001118- 0000- 00000	WorkersCompPrem	179.00	179.00		179.00	
21000- 3100- 52720- 0000- 001118- 0000- 00000	WorkrsCompERFee	10.00	10.00	2.30	6.90	.80
21000- 3100- 54411- 0000- 001118- 0000- 00000	Electricity	7,350.00	7,350.00	110.18	4,889.82	2,350.00
21000- 3100- 54412- 0000- 001118- 0000- 00000	NatGasBuildings	2,100.00	2,100.00	1,299.99	700.01	100.00
21000- 3100- 54415- 0000- 001118- 0000- 00000	Water/Sewage	2,625.00	2,625.00	205.93	1,794.07	625.00
21000- 3100- 55915- 0000- 001118- 0000- 00000	OthContractSvcs	185,803.00	185,803.00	57,964.72	167,435.28	39,597.00-
21000- 3100- 56116- 0000- 001118- 0000- 00000	Food			90.05	189.90	279.95-
21000- 3100- 56118- 0000- 001118- 0000- 00000	GenSuppliesMats				7.96	7.96-
21000- 3100- 57331- 0000- 001118- 0000- 00000	FixedAssets>$5k	90,000.00	90,000.00			90,000.00
21000- 3100- 57332- 0000- 001118- 0000- 00000	SupplAssets<$5k	8,269.00	8,269.00	4,578.12	4,457.12	766.24-
	Total for Funds 21000, Func 3100 and Expense accounts	**313,818.00**	**313,818.00**	**67,584.11**	**193,664.27**	**52,569.62**
Funds **24101 - Title I - IASA**, Func **1000 - Instruction**						
24101- 1000- 51100- 0000- 001118- 1610- 00000	SalariesExpense,SubsProfD		2,500.00			2,500.00
24101- 1000- 51300- 1010- 001118- 1411- 00000	AddtnlCompenstn,Teachers		10,709.00			10,709.00
24101- 1000- 51300- 1010- 001118- 1413- 00000	AddtnlCompenstn,TeachersE		2,500.00			2,500.00
24101- 1000- 51300- 9000- 001118- 1621- 00000	AddtnlCompenstn,Sum/After				7,821.00	7,821.00-
24101- 1000- 52111- 0000- 001118- 0000- 00000	EducRetirement		1,806.00		1,087.09	718.91
24101- 1000- 52112- 0000- 001118- 0000- 00000	ERARetireeHlth		263.00		156.42	106.58
24101- 1000- 52210- 0000- 001118- 0000- 00000	FICA Payments		969.00		418.07	550.93
24101- 1000- 52220- 0000- 001118- 0000- 00000	MedicarePaymnts		228.00		97.79	130.21
24101- 1000- 52500- 0000- 001118- 0000- 00000	UnemploymntComp		12.00		15.09	3.09-
24101- 1000- 53330- 1010- 001118- 0000- 00000	ProfessDevelop		5,700.00			5,700.00

Selection Grouped by Account Type, Filtered by User Permissions, (Org = 130, Online/Offline = N, Period = 1, UnPosted JEs? = N, Assets and Liabilities? = N, Restricted Accts? = Y, Objct = 5, Func = 1-4, Obj Digits = 0, Page Break Lvl =)

Balances through 05/31/2019 **Fiscal Year 2018/19**

Funds- Func- Obj ct - Pr gm- Locat n- JbCl - Opt nl	Description	Adopted Budget	Revised Budget	Encumbered	Expenditure	Account Balance
Funds **24101 - Title I - IASA**, Func **1000 - Instruction** **(continued)**						
24101- 1000- 55817- 1010- 001118- 0000- 00000	Student Travel				2,083.01	2,083.01-
24101- 1000- 56113- 1010- 001118- 0000- 00000	Software		150.00		257.90	107.90-
24101- 1000- 56118- 1010- 001118- 0000- 00000	GenSuppliesMats	3,877.00	187.00		544.07	357.07-
24101- 1000- 57332- 1010- 001118- 0000- 00000	SupplAssets<$5k		1,400.00		1,228.00	172.00
	Total for Func 1000 and Expense accounts	**3,877.00**	**26,424.00**	**.00**	**13,708.44**	**12,715.56**
Funds **24101 - Title I - IASA**, Func **2100 - SuppSvcsStudnts**						
24101- 2100- 51100- 0000- 001118- 1211- 00000	SalariesExpense,CoordSubS	55,661.00	40,860.00	8,856.74	47,854.28	15,851.02-
24101- 2100- 51100- 0000- 001118- 1218- 00000	SalariesExpense,SchlStude	32,000.00	32,670.00	6,153.85	25,846.17	669.98
24101- 2100- 52111- 0000- 001118- 0000- 00000	EducRetirement	12,185.00	10,122.00	2,086.48	10,244.47	2,208.95-
24101- 2100- 52112- 0000- 001118- 0000- 00000	ERARetireeHlth	1,754.00	1,473.00	300.23	1,474.11	301.34-
24101- 2100- 52210- 0000- 001118- 0000- 00000	FICA Payments	5,435.00	4,564.00	927.50	4,558.07	921.57-
24101- 2100- 52220- 0000- 001118- 0000- 00000	MedicarePaymnts	1,272.00	1,068.00	216.92	1,066.00	214.92-
24101- 2100- 52311- 0000- 001118- 0000- 00000	Hth&MedPremiums	5,037.00		206.85	912.06	1,118.91-
24101- 2100- 52312- 0000- 001118- 0000- 00000	Life	114.00		17.05	84.34	101.39-
24101- 2100- 52313- 0000- 001118- 0000- 00000	Dental			18.37	155.60	173.97-
24101- 2100- 52314- 0000- 001118- 0000- 00000	Vision			1.88	33.85	35.73-
24101- 2100- 52315- 0000- 001118- 0000- 00000	Disability			8.47	138.78	147.25-
24101- 2100- 52500- 0000- 001118- 0000- 00000	UnemploymntComp	400.00	52.00	20.30	201.26	169.56-
24101- 2100- 52710- 0000- 001118- 0000- 00000	WorkersCompPrem	1,125.00	1,125.00		1,125.00	
24101- 2100- 52720- 0000- 001118- 0000- 00000	WorkrsCompERFee	20.00	18.00	2.87	11.50	3.63
24101- 2100- 53711- 0000- 001118- 0000- 00000	Other Charges	1,639.00	2,063.00		1,554.59	508.41
	Total for Func 2100 and Expense accounts	**116,642.00**	**94,015.00**	**18,817.51**	**95,260.08**	**20,062.59-**
Funds **24101 - Title I - IASA**, Func **2400 - SupSvcsSchAdmin**						
24101- 2400- 53330- 0000- 001118- 0000- 00000	ProfessDevelop		80.00			80.00
	Total for Func 2400 and Expense accounts	**.00**	**80.00**	**.00**	**.00**	**80.00**
	Total for Funds 24101	**120,519.00**	**120,519.00**	**18,817.51**	**108,968.52**	**7,267.03-**
Funds **24106 - IDEABEntitlemnt**, Func **1000 - Instruction**						
24106- 1000- 51100- 2000- 001118- 1412- 00000	SalariesExpense,Teachers		7,929.00		7,926.29	2.71
24106- 1000- 51100- 2000- 001118- 1712- 00000	SalariesExpense,InstAsstS	18,963.00	32,100.00	6,130.59	23,980.99	1,988.42
24106- 1000- 51300- 2000- 001118- 1412- 00000	AddtnlCompenstn,Teachers	6,000.00				
24106- 1000- 52111- 0000- 001118- 0000- 00000	EducRetirement	3,470.00	3,850.00	391.90	2,901.67	556.43
24106- 1000- 52112- 0000- 001118- 0000- 00000	ERARetireeHlth	500.00	580.00	85.10	486.96	7.94
24106- 1000- 52210- 0000- 001118- 0000- 00000	FICA Payments	1,548.00	1,798.00	380.10	1,978.33	560.43-
24106- 1000- 52220- 0000- 001118- 0000- 00000	MedicarePaymnts	362.00	420.00	88.90	462.59	131.49-
24106- 1000- 52311- 0000- 001118- 0000- 00000	Hth&MedPremiums	14,032.00	3,594.00	1,193.80	2,399.31	.89

Balances through 05/31/2019 **Fiscal Year 2018/19**

Funds- Func- Obj ct - Pr gm- Locat n- JbCl - Opt nl	Description	Adopted Budget	Revised Budget	Encumbered	Expenditure	Account Balance
Funds **24106 - IDEABEntitlemnt**, Func **1000 - Instruction** **(continued)**						
24106- 1000- 52312- 0000- 001118- 0000- 00000	Life	57.00	57.00	35.25	130.73	108.98-
24106- 1000- 52313- 0000- 001118- 0000- 00000	Dental	685.00	165.00	47.65	117.35	
24106- 1000- 52314- 0000- 001118- 0000- 00000	Vision	119.00	34.00	10.95	21.97	1.08
24106- 1000- 52315- 0000- 001118- 0000- 00000	Disability			12.40	49.01	61.41-
24106- 1000- 52500- 0000- 001118- 0000- 00000	UnemploymntComp	200.00	153.00	20.25	131.39	1.36
24106- 1000- 52710- 0000- 001118- 0000- 00000	WorkersCompPrem	244.00	244.00		244.00	
24106- 1000- 52720- 0000- 001118- 0000- 00000	WorkrsCompERFee	10.00	10.00	6.90	20.70	17.60-
24106- 1000- 56113- 2000- 001118- 0000- 00000	Software		1,300.00			1,300.00
24106- 1000- 56118- 2000- 001118- 0000- 00000	GenSuppliesMats		2,200.00		359.08	1,840.92
	Total for Func 1000 and Expense accounts	**46,190.00**	**54,434.00**	**8,403.79**	**41,210.37**	**4,819.84**
Funds **24106 - IDEABEntitlemnt**, Func **2100 - SuppSvcsStudnts**						
24106- 2100- 51300- 2000- 001118- 1211- 00000	AddtnlCompenstn,CoordSubS	3,000.00	3,000.00			3,000.00
24106- 2100- 52111- 0000- 001118- 0000- 00000	EducRetirement	417.00	417.00			417.00
24106- 2100- 52112- 0000- 001118- 0000- 00000	ERARetireeHlth	60.00	60.00			60.00
24106- 2100- 52210- 0000- 001118- 0000- 00000	FICA Payments	186.00	186.00			186.00
24106- 2100- 52220- 0000- 001118- 0000- 00000	MedicarePaymnts	44.00	44.00			44.00
24106- 2100- 53212- 2000- 001118- 0000- 00000	SpeechThrpsCont			.02		.02-
	Total for Func 2100 and Expense accounts	**3,707.00**	**3,707.00**	**.02**	**.00**	**3,706.98**
	Total for Funds 24106	**49,897.00**	**58,141.00**	**8,403.81**	**41,210.37**	**8,526.82**
Funds **24118 - FreshFruit&Vegs**, Func **3100 - FoodSvcsOpertns**						
24118- 3100- 56116- 0000- 001118- 0000- 00000	Food		17,612.00		10,457.40	7,154.60
	Total for Funds 24118, Func 3100 and Expense accounts	**.00**	**17,612.00**	**.00**	**10,457.40**	**7,154.60**
Funds **24153 - EngLangAcquistn**, Func **1000 - Instruction**						
24153- 1000- 53330- 1010- 001118- 0000- 00000	ProfessDevelop		310.00		300.00	10.00
24153- 1000- 56113- 1010- 001118- 0000- 00000	Software		2,540.00	2,530.44		9.56
24153- 1000- 56118- 1010- 001118- 0000- 00000	GenSuppliesMats	8,320.00	5,470.00		685.42	4,784.58
	Total for Funds 24153, Func 1000 and Expense accounts	**8,320.00**	**8,320.00**	**2,530.44**	**985.42**	**4,804.14**
Funds **24154 - TchPrinTrainRec**, Func **1000 - Instruction**						
24154- 1000- 53330- 1010- 001118- 0000- 00000	ProfessDevelop	15,944.00	15,944.00	774.67	9,994.98	5,174.35
	Total for Func 1000 and Expense accounts	**15,944.00**	**15,944.00**	**774.67**	**9,994.98**	**5,174.35**
Funds **24154 - TchPrinTrainRec**, Func **2400 - SupSvcsSchAdmin**						
24154- 2400- 53330- 0000- 001118- 0000- 00000	ProfessDevelop	2,000.00	2,000.00		428.30	1,571.70
	Total for Func 2400 and Expense accounts	**2,000.00**	**2,000.00**	**.00**	**428.30**	**1,571.70**
	Total for Funds 24154	**17,944.00**	**17,944.00**	**774.67**	**10,423.28**	**6,746.05**

Selection Grouped by Account Type, Filtered by User Permissions, (Org = 130, Online/Offline = N, Period = 1, UnPosted JEs? = N, Assets and Liabilities? = N, Restricted Accts? = Y, Objct = 5, Func = 1-4, Obj Digits = 0, Page Break Lvl =)

SCHOOLABILITY

Balances through 05/31/2019 **Fiscal Year 2018/19**

Funds- Func- Obj ct - Pr gm- Locat n- JbCl - Opt nl	Description	Adopted Budget	Revised Budget	Encumbered	Expenditure	Account Balance
Funds **25153 - TitleXIX-3/21Yr**, Func **2100 - SuppSvcsStudnts**						
25153- 2100- 51100- 0000- 001118- 1216- 00000	SalariesExpense,HealthAss				4,940.62	4,940.62-
25153- 2100- 52112- 0000- 001118- 0000- 00000	ERARetireeHlth				98.77	98.77-
25153- 2100- 52210- 0000- 001118- 0000- 00000	FICA Payments				306.34	306.34-
25153- 2100- 52220- 0000- 001118- 0000- 00000	MedicarePaymnts				71.57	71.57-
25153- 2100- 52312- 0000- 001118- 0000- 00000	Life				37.60	37.60-
25153- 2100- 52500- 0000- 001118- 0000- 00000	UnemploymntComp				22.89	22.89-
25153- 2100- 52720- 0000- 001118- 0000- 00000	WorkrsCompERFee				6.90	6.90-
25153- 2100- 55915- 2000- 001118- 0000- 00000	OthContractSvcs				9,227.63	9,227.63-
25153- 2100- 56118- 0000- 001118- 0000- 00000	GenSuppliesMats				1,299.21	1,299.21-
25153- 2100- 57332- 0000- 001118- 0000- 00000	SupplAssets<$5k			7.74	119.75	127.49-
	Total for Funds 25153, Func 2100 and Expense accounts	**.00**	**.00**	**7.74**	**16,131.28**	**16,139.02-**
Funds **25171 - Child&AdultFood**, Func **3100 - FoodSvcsOpertns**						
25171- 3100- 55915- 0000- 001118- 0000- 00000	OthContractSvcs	134,272.00	130,600.00	3,939.35	126,660.65	
	Total for Funds 25171, Func 3100 and Expense accounts	**134,272.00**	**130,600.00**	**3,939.35**	**126,660.65**	**.00**
Funds **26177 - ElemMidSchInit**, Func **1000 - Instruction**						
26177- 1000- 51300- 9000- 001118- 1621- 00000	AddtnlCompenstn,Sum/After		8,093.00		7,628.40	464.60
26177- 1000- 52111- 0000- 001118- 0000- 00000	EducRetirement		1,125.00		775.59	349.41
26177- 1000- 52112- 0000- 001118- 0000- 00000	ERARetireeHlth		162.00		111.63	50.37
26177- 1000- 52210- 0000- 001118- 0000- 00000	FICA Payments		502.00		336.66	165.34
26177- 1000- 52220- 0000- 001118- 0000- 00000	MedicarePaymnts		118.00		78.71	39.29
26177- 1000- 52500- 0000- 001118- 0000- 00000	UnemploymntComp				15.19	15.19-
26177- 1000- 53711- 9000- 001118- 0000- 00000	Other Charges		240.00		225.00	15.00
26177- 1000- 56118- 1010- 001118- 0000- 00000	GenSuppliesMats		460.00	297.60	152.40	10.00
26177- 1000- 56118- 9000- 001118- 0000- 00000	GenSuppliesMats		2,300.00			2,300.00
	Total for Funds 26177, Func 1000 and Expense accounts	**.00**	**13,000.00**	**297.60**	**9,323.58**	**3,378.82**
Funds **27107 - 2012GOBondSB66**, Func **2200 - Suppt Svcs Inst**						
27107- 2200- 56114- 0000- 001118- 0000- 00000	LibraryAudioVis	3,068.00	3,068.00			3,068.00
	Total for Funds 27107, Func 2200 and Expense accounts	**3,068.00**	**3,068.00**	**.00**	**.00**	**3,068.00**
Funds **27114 - NMReadstoLeadK3**, Func **1000 - Instruction**						
27114- 1000- 51300- 1010- 001118- 1411- 00000	AddtnlCompenstn,Teachers				1,990.84	1,990.84-
27114- 1000- 52111- 0000- 001118- 0000- 00000	EducRetirement				276.73	276.73-
27114- 1000- 52112- 0000- 001118- 0000- 00000	ERARetireeHlth				39.82	39.82-
27114- 1000- 52210- 0000- 001118- 0000- 00000	FICA Payments				123.43	123.43-
27114- 1000- 52220- 0000- 001118- 0000- 00000	MedicarePaymnts				28.88	28.88-

Balances through 05/31/2019 **Fiscal Year 2018/19**

Funds- Func- Obj ct - Pr gm- Locat n- JbCl - Opt nl	Description	Adopted Budget	Revised Budget	Encumbered	Expenditure	Account Balance
Funds **27114 - NMReadstoLeadK3**, Func **1000 - Instruction** **(continued)**						
27114- 1000- 52500- 0000- 001118- 0000- 00000	UnemploymntComp				4.95	4.95-
	Total for Func 1000 and Expense accounts	**.00**	**.00**	**.00**	**2,464.65**	**2,464.65-**
Funds **27114 - NMReadstoLeadK3**, Func **2100 - SuppSvcsStudnts**						
27114- 2100- 51100- 0000- 001118- 1211- 00000	SalariesExpense,CoordSubS		53,760.00	8,183.33	43,109.67	2,467.00
27114- 2100- 52111- 0000- 001118- 0000- 00000	EducRetirement		7,131.00	1,137.50	5,992.29	1.21
27114- 2100- 52112- 0000- 001118- 0000- 00000	ERARetireeHlth		1,027.00	163.65	862.11	1.24
27114- 2100- 52210- 0000- 001118- 0000- 00000	FICA Payments		3,159.00	497.85	2,660.14	1.01
27114- 2100- 52220- 0000- 001118- 0000- 00000	MedicarePaymnts		740.00	116.45	622.10	1.45
27114- 2100- 52311- 0000- 001118- 0000- 00000	Hth&MedPremiums		2,112.00	620.65	1,490.33	1.02
27114- 2100- 52312- 0000- 001118- 0000- 00000	Life		49.00	8.80	39.96	.24
27114- 2100- 52313- 0000- 001118- 0000- 00000	Dental		105.00	30.65	73.57	.78
27114- 2100- 52500- 0000- 001118- 0000- 00000	UnemploymntComp		195.00		194.44	.56
27114- 2100- 52720- 0000- 001118- 0000- 00000	WorkrsCompERFee		10.00	1.73	6.90	1.37
	Total for Func 2100 and Expense accounts	**.00**	**68,288.00**	**10,760.61**	**55,051.51**	**2,475.88**
	Total for Funds 27114	**.00**	**68,288.00**	**10,760.61**	**57,516.16**	**11.23**
Funds **27149 - PreK Initiative**, Func **1000 - Instruction**						
27149- 1000- 51100- 1010- 001118- 1414- 00000	SalariesExpense,TeachersP	123,593.00	123,593.00	15,977.35	75,779.46	31,836.19
27149- 1000- 51100- 1010- 001118- 1714- 00000	SalariesExpense,InstAsstP	58,861.00	58,861.00	11,300.77	48,601.70	1,041.47-
27149- 1000- 52111- 0000- 001118- 0000- 00000	EducRetirement	14,278.00	14,278.00	3,791.70	17,289.16	6,802.86-
27149- 1000- 52112- 0000- 001118- 0000- 00000	ERARetireeHlth	2,056.00	2,056.00	545.55	2,487.55	977.10-
27149- 1000- 52210- 0000- 001118- 0000- 00000	FICA Payments	6,370.00	6,370.00	1,691.25	7,711.64	3,032.89-
27149- 1000- 52220- 0000- 001118- 0000- 00000	MedicarePaymnts	1,491.00	1,491.00	395.50	1,803.23	707.73-
27149- 1000- 52311- 0000- 001118- 0000- 00000	Hth&MedPremiums	14,489.00	14,489.00	5,919.30	16,946.48	8,376.78-
27149- 1000- 52312- 0000- 001118- 0000- 00000	Life	249.00	249.00	70.50	251.45	72.95-
27149- 1000- 52313- 0000- 001118- 0000- 00000	Dental	571.00	571.00	294.45	993.01	716.46-
27149- 1000- 52314- 0000- 001118- 0000- 00000	Vision	169.00	169.00	64.30	227.08	122.38-
27149- 1000- 52315- 0000- 001118- 0000- 00000	Disability	72.00	72.00	12.78	66.63	7.41-
27149- 1000- 52500- 0000- 001118- 0000- 00000	UnemploymntComp	873.00	873.00	77.43	354.62	440.95
27149- 1000- 52710- 0000- 001118- 0000- 00000	WorkersCompPrem	1,318.00	1,318.00			1,318.00
27149- 1000- 52720- 0000- 001118- 0000- 00000	WorkrsCompERFee	44.00	44.00	13.80	39.10	8.90-
27149- 1000- 53330- 1010- 001118- 0000- 00000	ProfessDevelop			1,575.00	1,500.00	3,075.00-
27149- 1000- 55817- 1010- 001118- 0000- 00000	Student Travel				728.00	728.00-
27149- 1000- 55915- 1010- 001118- 0000- 00000	OthContractSvcs			854.20	2,508.80	3,363.00-
27149- 1000- 56118- 1010- 001118- 0000- 00000	GenSuppliesMats			91.29	4,117.32	4,208.61-
27149- 1000- 57332- 1010- 001118- 0000- 00000	SupplAssets<$5k			1,048.79	6,344.99	7,393.78-

Balances through 05/31/2019 **Fiscal Year 2018/19**

Funds- Func- Obj ct - Pr gm- Locat n- JbCl - Opt nl	Description	Adopted Budget	Revised Budget	Encumbered	Expenditure	Account Balance
	Total for Funds 27149, Func 1000 and Expense accounts	**224,434.00**	**224,434.00**	**43,723.96**	**187,750.22**	**7,040.18-**
Funds **27166 - KinderThreePlus**, Func **1000 - Instruction**						
27166- 1000- 51300- 1010- 001118- 1411- 00000	AddtnlCompenstn,Teachers	28,350.00	28,350.00		23,487.20	4,862.80
27166- 1000- 51300- 1010- 001118- 1711- 00000	AddtnlCompenstn,InstAsst1	1,964.00	1,964.00		1,560.60	403.40
27166- 1000- 51300- 2000- 001118- 1412- 00000	AddtnlCompenstn,Teachers	4,752.00	4,752.00		5,881.66	1,129.66-
27166- 1000- 52111- 0000- 001118- 0000- 00000	EducRetirement				4,299.18	4,299.18-
27166- 1000- 52112- 0000- 001118- 0000- 00000	ERARetireeHlth				618.62	618.62-
27166- 1000- 52210- 0000- 001118- 0000- 00000	FICA Payments	2,900.00	2,900.00		1,917.64	982.36
27166- 1000- 52220- 0000- 001118- 0000- 00000	MedicarePaymnts	500.00	500.00		448.44	51.56
27166- 1000- 52500- 0000- 001118- 0000- 00000	UnemploymntComp				30.75	30.75-
27166- 1000- 56118- 1010- 001118- 0000- 00000	GenSuppliesMats	1,414.00	1,414.00			1,414.00
	Total for Func 1000 and Expense accounts	**39,880.00**	**39,880.00**	**.00**	**38,244.09**	**1,635.91**
Funds **27166 - KinderThreePlus**, Func **2100 - SuppSvcsStudnts**						
27166- 2100- 51300- 0000- 001118- 1218- 00000	AddtnlCompenstn,SchlStude	2,929.00				
27166- 2100- 52210- 0000- 001118- 0000- 00000	FICA Payments	1,151.00				
27166- 2100- 52220- 0000- 001118- 0000- 00000	MedicarePaymnts	210.00				
	Total for Func 2100 and Expense accounts	**4,290.00**	**.00**	**.00**	**.00**	**.00**
Funds **27166 - KinderThreePlus**, Func **2400 - SupSvcsSchAdmin**						
27166- 2400- 51300- 0000- 001118- 1112- 00000	AddtnlCompenstn,Principal	5,374.00	6,052.00		6,050.64	1.36
27166- 2400- 51300- 0000- 001118- 1217- 00000	AddtnlCompenstn,SecClerTe	3,803.00	6,968.00		6,966.94	1.06
27166- 2400- 52111- 0000- 001118- 0000- 00000	EducRetirement		1,811.00		1,809.43	1.57
27166- 2400- 52112- 0000- 001118- 0000- 00000	ERARetireeHlth		262.00		260.31	1.69
27166- 2400- 52210- 0000- 001118- 0000- 00000	FICA Payments	1,476.00	809.00		807.09	1.91
27166- 2400- 52220- 0000- 001118- 0000- 00000	MedicarePaymnts	544.00	190.00		188.78	1.22
27166- 2400- 52500- 0000- 001118- 0000- 00000	UnemploymntComp		28.00		26.03	1.97
	Total for Func 2400 and Expense accounts	**11,197.00**	**16,120.00**	**.00**	**16,109.22**	**10.78**
Funds **27166 - KinderThreePlus**, Func **2600 - Op&MaintofPlant**						
27166- 2600- 51300- 0000- 001118- 1615- 00000	AddtnlCompenstn,Custodial	1,360.00	1,389.00		1,387.20	1.80
27166- 2600- 52111- 0000- 001118- 0000- 00000	EducRetirement		194.00		192.82	1.18
27166- 2600- 52112- 0000- 001118- 0000- 00000	ERARetireeHlth		29.00		27.75	1.25
27166- 2600- 52210- 0000- 001118- 0000- 00000	FICA Payments	1,085.00	675.00		86.00	589.00
27166- 2600- 52220- 0000- 001118- 0000- 00000	MedicarePaymnts	510.00	25.00		20.12	4.88
27166- 2600- 52500- 0000- 001118- 0000- 00000	UnemploymntComp		10.00		8.05	1.95
	Total for Func 2600 and Expense accounts	**2,955.00**	**2,322.00**	**.00**	**1,721.94**	**600.06**
Funds **27166 - KinderThreePlus**, Func **2700 - StudentTransptn**						
27166- 2700- 55112- 0000- 001118- 0000- 00000	TransCntractors	2,550.00	2,550.00			2,550.00

Balances through 05/31/2019 **Fiscal Year 2018/19**

Funds- Func- Obj ct - Pr gm- Locat n- JbCl - Opt nl	Description	Adopted Budget	Revised Budget	Encumbered	Expenditure	Account Balance
	Total for Func 2700 and Expense accounts	**2,550.00**	**2,550.00**	**.00**	**.00**	**2,550.00**
	Total for Funds 27166	**60,872.00**	**60,872.00**	**.00**	**56,075.25**	**4,796.75**
Funds **27183 - NM Grown FVV**, Func **3100 - FoodSvcsOpertns**						
27183- 3100- 56116- 0000- 001118- 0000- 00000	Food		5,000.00	1,937.76		3,062.24
	Total for Funds 27183, Func 3100 and Expense accounts	**.00**	**5,000.00**	**1,937.76**	**.00**	**3,062.24**
Funds **31200 - PubSchCapOutlay**, Func **4000 - Capital Outlay**						
31200- 4000- 54610- 0000- 001118- 0000- 00000	RentlLandBldngs		239,649.00	21,570.75	218,078.25	
	Total for Funds 31200, Func 4000 and Expense accounts	**.00**	**239,649.00**	**21,570.75**	**218,078.25**	**.00**
Funds **31600 - CapImprvmtsHB33**, Func **2300 - SupptSvcs-Admin**						
31600- 2300- 53712- 0000- 001118- 0000- 00000	CityTaxCollCost	1,757.00	1,757.00		1,555.67	201.33
	Total for Func 2300 and Expense accounts	**1,757.00**	**1,757.00**	**.00**	**1,555.67**	**201.33**
Funds **31600 - CapImprvmtsHB33**, Func **4000 - Capital Outlay**						
31600- 4000- 54640- 0000- 001118- 0000- 00000	RentalLease2Pur	484,586.00	484,586.00			484,586.00
	Total for Func 4000 and Expense accounts	**484,586.00**	**484,586.00**	**.00**	**.00**	**484,586.00**
	Total for Funds 31600	**486,343.00**	**486,343.00**	**.00**	**1,555.67**	**484,787.33**
Funds **31700 - CapImprvmtsSB-9**, Func **4000 - Capital Outlay**						
31700- 4000- 57332- 0000- 001118- 0000- 00000	SupplAssets<$5k	22,179.00	30,350.00		3,359.52	26,990.48
	Total for Funds 31700, Func 4000 and Expense accounts	**22,179.00**	**30,350.00**	**.00**	**3,359.52**	**26,990.48**
Funds **31701 - CapImprvsSB9Loc**, Func **2300 - SupptSvcs-Admin**						
31701- 2300- 53712- 0000- 001118- 0000- 00000	CityTaxCollCost	703.00	703.00		769.00	66.00-
	Total for Func 2300 and Expense accounts	**703.00**	**703.00**	**.00**	**769.00**	**66.00-**
Funds **31701 - CapImprvsSB9Loc**, Func **4000 - Capital Outlay**						
31701- 4000- 54640- 0000- 001118- 0000- 00000	RentalLease2Pur	274,453.00	274,453.00			274,453.00
31701- 4000- 57331- 0000- 001118- 0000- 00000	FixedAssets>$5k	20,000.00	20,000.00			20,000.00
31701- 4000- 57332- 0000- 001118- 0000- 00000	SupplAssets<$5k	30,000.00	30,000.00	1,995.00	33,528.35	5,523.35-
	Total for Func 4000 and Expense accounts	**324,453.00**	**324,453.00**	**1,995.00**	**33,528.35**	**288,929.65**
	Total for Funds 31701	**325,156.00**	**325,156.00**	**1,995.00**	**34,297.35**	**288,863.65**
Funds **91001 - Athletic**, Func **1000 - Instruction**						
91001- 1000- 53711- 9000- 001118- 0000- 00000	Other Charges			455.00	1,010.00	1,465.00-
91001- 1000- 53711- 9000- 001118- 0000- 00110	Other Charges			25.00	295.00	320.00-
91001- 1000- 56118- 1010- 001118- 0000- 00000	GenSuppliesMats			553.96	1,700.61	2,254.57-
91001- 1000- 56118- 1010- 001118- 0000- 00110	GenSuppliesMats				2,635.00	2,635.00-
	Total for Funds 91001, Func 1000 and Expense accounts	**.00**	**.00**	**1,033.96**	**5,640.61**	**6,674.57-**
Funds **91004 - Student Council**, Func **1000 - Instruction**						

Balances through 05/31/2019 **Fiscal Year 2018/19**

Funds- Func- Obj ct - Pr gm- Locat n- JbCl - Opt nl	Description	Adopted Budget	Revised Budget	Encumbered	Expenditure	Account Balance
Funds **91004 - Student Council**, Func **1000 - Instruction**						
91004- 1000- 56118- 1010- 001118- 0000- 00000	GenSuppliesMats			369.35	1,214.50	1,583.85-
Total for Funds 91004, Func 1000 and Expense accounts		**.00**	**.00**	**369.35**	**1,214.50**	**1,583.85-**
Funds **91005 - Yearbook**, Func **1000 - Instruction**						
91005- 1000- 56118- 1010- 001118- 0000- 00000	GenSuppliesMats			673.00	627.00	1,300.00-
Total for Funds 91005, Func 1000 and Expense accounts		**.00**	**.00**	**673.00**	**627.00**	**1,300.00-**
Funds **91006 - Cheer**, Func **1000 - Instruction**						
91006- 1000- 56118- 1010- 001118- 0000- 00000	GenSuppliesMats				280.00	280.00-
Total for Funds 91006, Func 1000 and Expense accounts		**.00**	**.00**	**.00**	**280.00**	**280.00-**
Total for Org 130 - Christine Duncan Heritage		**4,904,324.00**	**5,766,352.00**	**720,184.69**	**3,816,748.58**	**1,229,418.73**