Christine Duncan Heritage Academy
Finance Committee Meeting - August 21, 2019
Governing Council Meeting - August 21, 2019

A. BARs*

	BAR #	Fund Description	Type	Amount
	1			

B. Payroll & Accounts Payable Payment Vouchers*

1 July 2019

C. Financial Statement Reports - as of July 31, 2019 - 8.33% time passed CFY

1 Bank Reconciliations
2 Expenditure Graphs
3 Financial Analysis

D. Other

1 .
2

* Requires Finance Committee and Governing Council Approval

Checks Dated 07/01/2019 through 07/31/2019

Check Number	Check Date	Pay to the Order of	Check Amount
11460	07/10/2019	Alpine Protection LLC	79.98
11461	07/10/2019	Association of Charter School Education Services	19,384.25
11462	07/10/2019	Saylor Family Trust, LLC	34,000.00
11463	07/11/2019	Espinosa, Rosemary	125.00
11470	07/11/2019	Espinosa, Rosemary	50.00
11471	07/11/2019	Maria Baca	487.07
11473	07/24/2019	Lucero, Jesse	299.20
11482	07/25/2019	ABCWUA	788.68
11483	07/25/2019	Albuquerque Public Schools Graphics	751.05
11484	07/25/2019	Alyssa R. Apodaca	244.16
11485	07/25/2019	Ephesus Office Technologies	6,026.00
11486	07/25/2019	Knox Company	352.00
11487	07/25/2019	NMPSIA Risk	58,982.00
11488	07/25/2019	Orkin Pest Control	224.38
11489	07/25/2019	The Recognition Place	502.00
11490	07/29/2019	Alyssa R. Apodaca	548.53
11491	07/29/2019	Benjamin Maes	535.50
11492	07/29/2019	Delgado, Marisol	582.36
11493	07/29/2019	Jesus A Moncada	1,058.11
11494	07/29/2019	Meza, Julio	511.72
11495	07/30/2019	New Mexico Taxation and Revenue Department	197.80
11496	07/05/2019	Verizon Wireless	91.89
11497	07/31/2019	NM Dept of Workforce Solutions	1,474.50
VCH-00000032	07/31/2019	NMPSIA	20,941.46
		Total Number of Checks **24**	**148,237.64**

Fund Recap

Fund	Description	Check Count	Expensed Amount
11000	Operational Fund	18	138,221.90
21000	Food Services Fund	5	335.02
24101	Title I - IASA	4	1,239.14
24106	IDEA-B Entitlement	4	1,171.19
24154	Teach./Princp. Train & Recruit	6	2,786.72
25153	Title XIX MEDICAID 3/21 Years	1	2.88
26177	Elementry & Mid Sch Initiative	1	7.33
27114	NM Reads to Lead K-3	3	470.86
27149	PreK Initiative	4	3,917.81
27166	Kindergarten-Three Plus	2	81.63
27198	K-3 Plus 4 & 5 Pilot Program	1	3.16
	Total Number of Checks	**24**	148,237.64
	Less Unpaid Tax Liability		.00
	Net (Check Amount)		**148,237.64**

The preceding Checks have been issued in accordance with the District's Policy and authorization of the Board of Trustees. It is recommended that the preceding Checks be approved.

SCHOOLABILITY

Bank Account 130MAIN - Wells Fargo Checking

Payment Id		Comment							
Check # 11460	11000	07/10/2019	Check Amt	79.98	Status	Printed	Alpine Protection LLC (010013/1)		
5818		Quarterly monitoring of security system					11000- 2600- 55915- 0000- 001118- 0000- 00000		79.98
Check # 11461	11000	07/10/2019	Check Amt	19,384.25	Status	Cleared	Association of Charter School Education Services (000635/1)		
3963		Substitute Services for FY19					11000- 1000- 55915- 1010- 001118- 0000- 00000		1,334.40
4035		Substitute Services for FY19					11000- 1000- 55915- 1010- 001118- 0000- 00000		1,167.60
4095		Financial Services					11000- 2500- 53414- 0000- 001118- 0000- 00000		10,325.39
4123		Annual IT Services					11000- 2500- 53414- 0000- 001118- 0000- 00000		3,196.35
							11000- 2500- 56113- 0000- 001118- 0000- 00000		178.20
4143		Annual IT Services					11000- 2500- 53414- 0000- 001118- 0000- 00000		3,182.31
Check # 11462	11000	07/10/2019	Check Amt	34,000.00	Status	Cleared	Saylor Family Trust, LLC (000555/1)		
20190701		Annual Lease					11000- 2600- 54610- 0000- 001118- 0000- 00000		34,000.00
Check # 11463	24154	07/11/2019	Check Amt	125.00	Status	Cleared	Espinosa, Rosemary (010120/1)		
20190710		Teaching License					24154- 1000- 53330- 1010- 001118- 0000- 00000		125.00
* Break in sequence									
Check # 11470	11000	07/11/2019	Check Amt	50.00	Status	Cleared	Espinosa, Rosemary (010120/1)		
20190711		School Maintenance Supplies					11000- 2600- 56216- 0000- 001118- 0000- 00000		50.00
Check # 11471	11000	07/11/2019	Check Amt	487.07	Status	Cleared	Maria Baca (010047/1)		
20190702		Reimbursement for School Supplies					11000- 2600- 56118- 0000- 001118- 0000- 00000		84.32
20190703		Reimbursement - School Acknowlegment					11000- 1000- 56118- 1010- 001118- 0000- 00000		356.00
20190710		Reimbursement for School Supplies					11000- 1000- 56118- 1010- 001118- 0000- 00000		46.75
* Break in sequence									
Check # 11473	24154	07/24/2019	Check Amt	299.20	Status	Cleared	Lucero, Jesse (010084/1)		
2019 07 03		Travel Reimbursement					24154- 1000- 53330- 1010- 001118- 0000- 00000		106.47
2019 07 03 B		Travel Reimbursement					24154- 1000- 53330- 1010- 001118- 0000- 00000		192.73
* Break in sequence									
Check # 11482	11000	07/25/2019	Check Amt	788.68	Status	Printed	ABCWUA (000221/1)		
798287304516		Annual Water & Sewer					11000- 2600- 54415- 0000- 001118- 0000- 00000		630.93
							21000- 3100- 54415- 0000- 001118- 0000- 00000		157.75
Check # 11483	11000	07/25/2019	Check Amt	751.05	Status	Printed	Albuquerque Public Schools Graphics (000106/1)		
5970		Printed Material and Supplies					11000- 1000- 56118- 1010- 001118- 0000- 00000		138.55
6012		Printed Material and Supplies					11000- 1000- 56118- 1010- 001118- 0000- 00000		612.50
Check # 11484	24154	07/25/2019	Check Amt	244.16	Status	Printed	Alyssa R. Apodaca (000612/1)		
2019 07 03		Travel Reimb - Natl Charter School Conference					24154- 1000- 53330- 1010- 001118- 0000- 00000		244.16
Check # 11485	11000	07/25/2019	Check Amt	6,026.00	Status	Printed	Ephesus Office Technologies (000209/1)		
AR68348		Printers					11000- 2400- 55915- 0000- 001118- 0000- 00000		6,026.00

Selection Sorted by Check Number, Inv #, Include Address=No, (Org = 130, Source = N, Pay To = N, Payment Method = N, Starting Check Date = 7/1/2019, Ending Check Date = 7/31/2019, Summary? = N, Sort/Group 1 = , Sort/Group 2 =)

SCHOOLABILITY

Bank Account 130MAIN - Wells Fargo Checking

Payment Id		Comment							
Check # 11486	11000	07/25/2019	Check Amt	**352.00**	Status	**Printed**	**Knox Company (010116/1)**		
354736NM1KN		Tamper Surface Fire Box					11000- 2600- 56216- 0000- 001118- 0000- 00000		352.00
Check # 11487	11000	07/25/2019	Check Amt	**58,982.00**	Status	**Cleared**	**NMPSIA Risk (000413/1)**		
FY20-00357		NMPSIA Risk FY20					11000- 1000- 52710- 0000- 001118- 0000- 00000		17,570.00
							11000- 2100- 52710- 0000- 001118- 0000- 00000		1,277.00
							11000- 2300- 52710- 0000- 001118- 0000- 00000		1,093.00
							11000- 2400- 52710- 0000- 001118- 0000- 00000		1,755.00
							11000- 2600- 52710- 0000- 001118- 0000- 00000		439.00
							11000- 2600- 55200- 0000- 001118- 0000- 00000		32,144.00
							11000- 2700- 55200- 0000- 001118- 0000- 00000		1,642.00
							21000- 3100- 52710- 0000- 001118- 0000- 00000		156.00
							24101- 2100- 52710- 0000- 001118- 0000- 00000		1,001.00
							24106- 1000- 52710- 0000- 001118- 0000- 00000		393.00
							27149- 1000- 52710- 0000- 001118- 0000- 00000		1,512.00
Check # 11488	11000	07/25/2019	Check Amt	**224.38**	Status	**Printed**	**Orkin Pest Control (000697/1)**		
183858540		Pest Control Montly Services					11000- 2600- 55915- 0000- 001118- 0000- 00000		112.19
184810704		Pest Control Montly Services					11000- 2600- 55915- 0000- 001118- 0000- 00000		112.19
Check # 11489	11000	07/25/2019	Check Amt	**502.00**	Status	**Printed**	**The Recognition Place (000718/1)**		
4467		EOY Recognition Awards					11000- 1000- 56118- 1010- 001118- 0000- 00000		502.00
Check # 11490	24154	07/29/2019	Check Amt	**548.53**	Status	**Printed**	**Alyssa R. Apodaca (000612/1)**		
2019 07 03 B		Travel Reimb - Natl Charter School Conference					24154- 1000- 53330- 1010- 001118- 0000- 00000		548.53
Check # 11491	11000	07/29/2019	Check Amt	**535.50**	Status	**Printed**	**Benjamin Maes (000667/1)**		
2019 07 03		Travel Reimb - Natl Charter School Conference					11000- 2300- 55812- 0000- 001118- 0000- 00000		535.50
Check # 11492	11000	07/29/2019	Check Amt	**582.36**	Status	**Printed**	**Delgado, Marisol (010111/1)**		
03326B		Reimbursement - Supplies and Materials					11000- 2600- 56118- 0000- 001118- 0000- 00000		34.50
06970P		Reimbursement - Supplies and Materials					11000- 2600- 56118- 0000- 001118- 0000- 00000		208.77
280553		Reimbursement - Supplies and Materials					11000- 2600- 56118- 0000- 001118- 0000- 00000		122.43
672958		Reimbursement - Supplies and Materials					11000- 2600- 56118- 0000- 001118- 0000- 00000		107.00
762835		Reimbursement - Supplies and Materials					11000- 2400- 56118- 0000- 001118- 0000- 00000		10.50
							11000- 2600- 56118- 0000- 001118- 0000- 00000		59.52
919500000965		Reimbursement - Supplies and Materials					11000- 2600- 56118- 0000- 001118- 0000- 00000		39.64
Check # 11493	24154	07/29/2019	Check Amt	**1,058.11**	Status	**Cleared**	**Jesus A Moncada (000111/1)**		
2019 07 03		Travel Reimb - Natl Charter School Conference					24154- 1000- 53330- 1010- 001118- 0000- 00000		1,058.11
Check # 11494	24154	07/29/2019	Check Amt	**511.72**	Status	**Cleared**	**Meza, Julio (010051/1)**		
2019 07 03		Travel Reimb - Natl Charter School Conference					24154- 1000- 53330- 1010- 001118- 0000- 00000		511.72
Check # 11495	11000	07/30/2019	Check Amt	**197.80**	Status	**Printed**	**New Mexico Taxation and Revenue Department (900013/1)**		

Selection Sorted by Check Number, Inv #, Include Address=No, (Org = 130, Source = N, Pay To = N, Payment Method = N, Starting Check Date = 7/1/2019, Ending Check Date = 7/31/2019, Summary? = N, Sort/Group 1 = , Sort/Group 2 =)

SCHOOLABILITY

Bank Account 130MAIN - Wells Fargo Checking

Payment Id		Comment										
Check # 11495	11000	07/30/2019	Check Amt	**197.80**	Status	**Printed**	**New Mexico Taxation and Revenue Department (900013/1) - continued**					
20190628-REG		New Mexico Taxation and (REG)	Re (900013/1) 06/28/2019				11000-	- 23145-	-	-	-	137.60
							21000-	- 23145-	-	-	-	4.30
							24101-	- 23145-	-	-	-	5.37
							24106-	- 23145-	-	-	-	12.90
							27114-	- 23145-	-	-	-	3.23
							27149-	- 23145-	-	-	-	21.50
							27166-	- 23145-	-	-	-	12.90
Check # 11496	11000	07/05/2019	Check Amt	**91.89**	Status	**Cleared**	**Verizon Wireless (000206/1)**					
20190705		Cell phone - Principal					11000- 2600- 54416- 0000- 001118- 0000- 00000					91.89
Check # 11497	11000	07/31/2019	Check Amt	**1,474.50**	Status	**Cleared**	**NM Dept of Workforce Solutions (900002/1)**					
20190405-REG		NM Dept of Workforce Solutions (REG)	(900002/1) 04/05/2019				11000-	- 23140-	-	-	-	190.00
							21000-	- 23140-	-	-	-	1.77
							24101-	- 23140-	-	-	-	12.83
							24106-	- 23140-	-	-	-	4.01
							25153-	- 23140-	-	-	-	.96
							26177-	- 23140-	-	-	-	1.93
							27114-	- 23140-	-	-	-	7.20
							27149-	- 23140-	-	-	-	18.00
20190419-REG		NM Dept of Workforce Solutions (REG)	(900002/1) 04/19/2019				11000-	- 23140-	-	-	-	190.82
							21000-	- 23140-	-	-	-	1.77
							24101-	- 23140-	-	-	-	13.05
							24106-	- 23140-	-	-	-	5.31
							25153-	- 23140-	-	-	-	.96
							26177-	- 23140-	-	-	-	4.51
							27114-	- 23140-	-	-	-	7.19
							27149-	- 23140-	-	-	-	26.29
20190503-REG		NM Dept of Workforce Solutions (REG)	(900002/1) 05/03/2019				11000-	- 23140-	-	-	-	172.02
							21000-	- 23140-	-	-	-	1.77
							24101-	- 23140-	-	-	-	14.03
							24106-	- 23140-	-	-	-	3.22
							25153-	- 23140-	-	-	-	.96
							26177-	- 23140-	-	-	-	.79
							27114-	- 23140-	-	-	-	5.40
							27149-	- 23140-	-	-	-	17.11

Bank Account 130MAIN - Wells Fargo Checking

Payment Id	Comment									
Check # 11497	11000	07/31/2019	Check Amt	**1,474.50**	Status	**Cleared**	**NM Dept of Workforce Solutions (900002/1) - continued**			
20190517-REG	NM Dept of Workforce Solutions (900002/1) 05/17/2019 (REG)				11000-	- 23140-	-	-	-	173.64
					21000-	- 23140-	-	-	-	1.77
					24101-	- 23140-	-	-	-	15.72
					24106-	- 23140-	-	-	-	4.05
					27114-	- 23140-	-	-	-	5.40
					27149-	- 23140-	-	-	-	17.59
20190531-REG	NM Dept of Workforce Solutions (900002/1) 05/31/2019 (REG)				11000-	- 23140-	-	-	-	253.77
					21000-	- 23140-	-	-	-	1.65
					24101-	- 23140-	-	-	-	18.31
					24106-	- 23140-	-	-	-	3.76
					27114-	- 23140-	-	-	-	4.72
					27149-	- 23140-	-	-	-	33.52
20190614-REG	NM Dept of Workforce Solutions (900002/1) 06/14/2019 (REG)				11000-	- 23140-	-	-	-	79.17
					21000-	- 23140-	-	-	-	1.77
					24101-	- 23140-	-	-	-	4.19
					24106-	- 23140-	-	-	-	4.05
					27149-	- 23140-	-	-	-	12.28
					27166-	- 23140-	-	-	-	31.19
20190628-REG	NM Dept of Workforce Solutions (900002/1) 06/28/2019 (REG)				11000-	- 23140-	-	-	-	43.09
					21000-	- 23140-	-	-	-	1.77
					24101-	- 23140-	-	-	-	4.06
					24106-	- 23140-	-	-	-	4.05
					26177-	- 23140-	-	-	-	.10
					27149-	- 23140-	-	-	-	12.28
					27166-	- 23140-	-	-	-	37.54
					27198-	- 23140-	-	-	-	3.16
* Break in sequence										
Check # VCH-00000032	11000	07/31/2019	Check Amt	**20,941.46**	Status	**Cleared**	**NMPSIA (900001/1)**			
20190614-REG	NMPSIA (900001/1) 06/14/2019 (REG)				11000-	- 23125-	-	-	-	8,682.20
					21000-	- 23125-	-	-	-	2.35
					24101-	- 23125-	-	-	-	75.29
					24106-	- 23125-	-	-	-	368.42
					27114-	- 23125-	-	-	-	218.86
					27149-	- 23125-	-	-	-	1,123.63
20190628-REG	NMPSIA (900001/1) 06/28/2019 (REG)				11000-	- 23125-	-	-	-	8,682.18

Selection Sorted by Check Number, Inv #, Include Address=No, (Org = 130, Source = N, Pay To = N, Payment Method = N, Starting Check Date = 7/1/2019, Ending Check Date = 7/31/2019, Summary? = N, Sort/Group 1 = , Sort/Group 2 =)

SCHOOLABILITY

Bank Account 130MAIN - Wells Fargo Checking

Payment Id			Comment									
Check #	VCH-00000032	11000	07/31/2019	Check Amt	**20,941.46**	Status	**Cleared**	**NMPSIA (900001/1) - continued**				
20190628-REG			NMPSIA (900001/1) 06/28/2019 (REG)				21000-	- 23125-	-	-	-	2.35
							24101-	- 23125-	-	-	-	75.29
							24106-	- 23125-	-	-	-	368.42
							27114-	- 23125-	-	-	-	218.86
							27149-	- 23125-	-	-	-	1,123.61
Number of Items			**24**		**148,237.64**							

Bank Account 130MAIN - Wells Fargo Checking

Payment Id	Comment

Page Intentionally Left Blank

Bank Account 130MAIN - Wells Fargo Checking

Payment Id	Comment		
Number of Items	24	148,237.64	Totals for Org 130 - Christine Duncan Heritage

Analyzed Business Checking - PF

Account number: [redacted] ■ July 1, 2019 - July 31, 2019 ■ Page 1 of 3

WELLS FARGO

CHRISTINE DUNCAN'S HERITAGE ACADEMY
1900 ATRISCO DR NW
ALBUQUERQUE NM 87120-1146

Questions?

Call your Customer Service Officer or Client Services
1-800-AT WELLS (1-800-289-3557)
5:00 AM TO 6:00 PM Pacific Time Monday - Friday

Online: *wellsfargo.com*

Write: Wells Fargo Bank, N.A. (585)
P.O. Box 6995
Portland, OR 97228-6995

Account summary

Analyzed Business Checking - PF

Account number	*Beginning balance*	*Total credits*	*Total debits*	*Ending balance*
[redacted]	$1,627,485.38	$385,936.29	-$430,565.49	$1,582,856.18

Credits

Electronic deposits/bank credits

Effective date	*Posted date*	*Amount*	*Transaction detail*
	07/02	3,079.44	State of NEW Mex Vndr Pymt Nmap0000490120 14000 Fy19 Final Allocn 14000 Fy19 Final Allocn
	07/09	5,307.93	Post Verify Deposit
	07/11	30.00	Post Verify Deposit
	07/11	307,484.80	WT Seq131439 Albuquerque Municipal S /Org=Albuquerque Public Schools Srf# Gw00000026163631 Trn#190711131439 Rfb# 11382
	07/22	4,462.90	Treasurersgenera Payments Beneficiary ID 22 Christine Duncan
	07/23	11,442.55	State of NEW Mex Vndr Pymt Nmap0000515021 001-118-1819-24118-0005 24118 Fresh Fruit and Veg
	07/23	3,350.22	State of NEW Mex Vndr Pymt Nmap0000515014 001-118-1819-24118-0004 24118 Fresh Fruit and Veg
	07/25	26,796.06	State of NEW Mex Vndr Pymt Nmap0000516848 001-118-1819-27114-0002 27114 NEW Mexico Reads to
	07/25	5,000.00	State of NEW Mex Vndr Pymt Nmap0000516825 001-118-1819-27183-0001 27183 NM Grown Fvv 7/1/20
	07/26	18,982.39	State of NEW Mex Vndr Pymt Nmap0000518108 USDA May 2019 USDA May 2019
		$385,936.29	**Total electronic deposits/bank credits**
		$385,936.29	**Total credits**

WELLS FARGO

Debits

Electronic debits/bank debits

Effective date	Posted date	Amount		Transaction detail
	07/01	20,941.46		ACH Prep Origintn - Christine Duncan - File 7878782339 Coid 1205009183
	07/01	89,605.84	<	Business to Business ACH Debit - Nmerb Web Pay 190628 02353 Christine Duncan Herit
	07/01	10,155.22	<	Business to Business ACH Debit - Tax_Rev_Crs_Ecks Trd Pmnt 190628 1615223040 Christine Duncan Herit
	07/05	272.95		Achivr Visb Bill Pymnt 190704 4488066 Christine Duncan Commu
	07/05	5,297.90	<	Business to Business ACH Debit - Tax_Rev_Crs_Ecks Trd Pmnt 190703 xxxxx1824 Christine Duncan Herit
	07/05	467.40	<	Business to Business ACH Debit - AFLAC Insurance 070219 L7U96276213 Christine Duncans
	07/10	40,166.65		ACH Prep Origintn - Christine Duncan - File 7878782339 Coid 1205009183
	07/11	19,641.53		ACH Prep Origintn - Christine Duncan - File 7878782339 Coid 1205009183
	07/12	11,805.59	<	Business to Business ACH Debit - IRS Usataxpymt 071219 270959301065506 Christine Duncans Heri
	07/12	7,964.55	<	Business to Business ACH Debit - IRS Usataxpymt 071219 270959310865302 Christine Duncans Heri
	07/24	58,982.00		ACH Prep Origintn - Christine Duncan - File 7878782339 Coid 1205009183
	07/24	39,989.48		ACH Prep Origintn - Christine Duncan - File 7878782339 Coid 1205009183
	07/25	10,595.49		ACH Prep Origintn - Christine Duncan - File 7878782339 Coid 1205009183
	07/26	11,764.47	<	Business to Business ACH Debit - IRS Usataxpymt 072619 270960703124718 Christine Duncans Heri
	07/26	4,716.88	<	Business to Business ACH Debit - IRS Usataxpymt 072619 270960753450468 Christine Duncans Heri
	07/31	1,474.50	<	Business to Business ACH Debit - State of NM Dws Ui Payment 1922993 Christina Duncan Commu
		$333,841.91		**Total electronic debits/bank debits**

< ***Business to Business ACH:****If this is a business account, this transaction has a return time frame of one business day from post date. This time frame does not apply to consumer accounts.*

Checks paid

Number	Amount	Date	Number	Amount	Date	Number	Amount	Date
11381	233.96	07/08	11450 *	200.00	07/15	11465	552.06	07/15
11424 *	433.91	07/05	11451	90.75	07/16	11467 *	471.70	07/15
11425	200.00	07/03	11452	25,373.71	07/12	11468	447.35	07/12
11426	1,365.00	07/02	11453	4,991.78	07/15	11469	1,731.21	07/12
11430 *	150.00	07/03	11454	479.80	07/15	11470	50.00	07/12
11434 *	1,688.22	07/01	11456 *	60.59	07/12	11471	487.07	07/22
11435	15.00	07/08	11461 *	19,384.25	07/12	11473 *	299.20	07/24
11438 *	219.22	07/12	11462	34,000.00	07/15	11476 *	1,002.15	07/26
11445 *	300.00	07/15	11463	125.00	07/12	11493 *	1,058.11	07/30
11447 *	109.70	07/16	11464	692.12	07/18	11494	511.72	07/31
		$96,723.58	**Total checks paid**					

* *Gap in check sequence.*

$430,565.49	**Total debits**

WELLS FARGO

Daily ledger balance summary

Date	Balance	Date	Balance	Date	Balance
06/30	1,627,485.38	07/10	1,464,879.24	07/23	1,662,471.73
07/01	1,505,094.64	07/11	1,752,752.51	07/24	1,563,201.05
07/02	1,506,809.08	07/12	1,685,591.04	07/25	1,584,401.62
07/03	1,506,459.08	07/15	1,644,595.70	07/26	1,585,900.51
07/05	1,499,986.92	07/16	1,644,395.25	07/30	1,584,842.40
07/08	1,499,737.96	07/18	1,643,703.13	07/31	1,582,856.18
07/09	1,505,045.89	07/22	1,647,678.96		

Average daily ledger balance **$1,589,716.90**

©2010 Wells Fargo Bank, N.A.
All rights reserved. Member FDIC.

BankRecon01 **Bank Reconciliation**

Statement Date 07/31/2019 **Cash Object 11010**

Status **Submitted** Journal Entry #

Bank Statement Ending Balance	1,582,856.18	Service Charge	0.00
Less: Uncleared Payments	25,386.35	Interest Earned	0.00
Add: Uncleared Deposits	0.00		
Add: Uncleared Other	0.00	Cleared Payments	430,565.49
Adjusted Bank Balance	1,557,469.83	Cleared Deposits	385,936.29
System Cash Balance	1,557,469.83	Cleared Other	4,780.00
Add: Unposted Charges and Interest	0.00		
Revised System Cash Balance	1,557,469.83	Submitted By	EPEREZ, 08/20/2019
Difference	0.00	Posted By	

REVIEWED
By Francisco Teran at 11:23 pm, Aug 20, 2019

Uncleared Payments

Issued	Check #	Check Amount	Pay To Name	Vendor ID	Emp ID	Bank Acct
08/22/18	10796	229.00	APS Grant Mgmt	APS		130MAIN
02/21/19	11186	7.96	Alma Alvarez	000085		130MAIN
03/08/19	11225	219.22	NM Child Supp Enforc Agency	901001		130MAIN
03/19/19	11253	78.77	Viscoli, April	010046		130MAIN
05/14/19	11358	18.97	Alma Alvarez	000085		130MAIN
05/17/19	11377	219.22	NM Child Supp Enforc Agency	901001		130MAIN
05/23/19	11388	240.00	Family Engagement Inst PTA	010106		130MAIN
06/25/19	11436	158.30	Holmes, Jaime	010107		130MAIN
06/27/19	11459	4,780.00	School Tech Supply - STS	000728		130MAIN
06/28/19	11446	2,482.46	Palos Sports	010068		130MAIN
06/28/19	11448	319.95	USCF Sales	000711		130MAIN
07/10/19	11460	79.98	Alpine Protection LLC	010013		130MAIN
07/12/19	11440	219.22	NM Child Supp Enforc Agency	901001		130MAIN
07/12/19	11466	632.23	Maria Elena Ortega		000019	130MAIN
07/25/19	11482	788.68	ABCWUA	000221		130MAIN
07/25/19	11483	751.05	Albuquerque Public Schools Graphics	000106		130MAIN
07/25/19	11484	244.16	Alyssa R. Apodaca	000612		130MAIN
07/25/19	11485	6,026.00	Ephesus Office Technologies	000209		130MAIN
07/25/19	11486	352.00	Knox Company	010116		130MAIN
07/25/19	11488	224.38	Orkin Pest Control	000697		130MAIN
07/25/19	11489	502.00	The Recognition Place	000718		130MAIN
07/26/19	11442	219.22	NM Child Supp Enforc Agency	901001		130MAIN
07/26/19	11474	1,900.90	Alyssa R. Apodaca		000111	130MAIN
07/26/19	11475	399.67	Sandra Martinez		000143	130MAIN
07/26/19	11477	1,111.27	Maria Elena Ortega		000019	130MAIN
07/26/19	11478	235.84	Luis A. Renteria		000147	130MAIN

Selection Grouped by Org, Cash Object, Statement Date - Sorted by Item date, Item #, (Org = 130, Cash Object IN ('11010'), Bank Statement Date = 7/31/2019, Uncleared Only? = No)

SCHOOL ABILITY

Statement Date 07/31/2019 **Cash Object 11010**

Status **Submitted** Journal Entry #

Uncleared Payments (continued)

Issued	Check #	Check Amount	Pay To Name	Vendor ID	Emp ID	Bank Acct
07/26/19	11479	155.85	Blanca E. Toquinto		000191	130MAIN
07/26/19	11480	925.86	April A. Viscoli		000118	130MAIN
07/29/19	11490	548.53	Alyssa R. Apodaca	000612		130MAIN
07/29/19	11491	535.50	Benjamin Maes	000667		130MAIN
07/29/19	11492	582.36	Delgado, Marisol	010111		130MAIN
07/30/19	11495	197.80	New Mexico Taxation and Revenue Depa	900013		130MAIN
		25,386.35				

Cleared Payments

Issued	Check #	Check Amount	Cleared Amount	Difference	Cleared	Pay To Name	Vendor ID	Emp ID	Bank Acct
05/23/19	11381	233.96	233.96		07/31/19	Alyssa R. Apodaca	000612		130MAIN
06/14/19	11424	433.91	433.91		07/31/19	Ephesus Office Technologies	000209		130MAIN
06/14/19	11425	200.00	200.00		07/31/19	New Mexico Association for Bilingual Educ	000191		130MAIN
06/14/19	11426	1,365.00	1,365.00		07/31/19	New Mexico Association for theEducation of	000710		130MAIN
06/14/19	11430	150.00	150.00		07/31/19	NMABE State Spanish Spelling	000352		130MAIN
06/14/19	11434	1,688.22	1,688.22		07/31/19	Quill Corporation	000214		130MAIN
06/14/19	11435	15.00	15.00		07/31/19	Tammy Garcia	010104		130MAIN
06/28/19	11438	219.22	219.22		07/31/19	NM Child Supp Enforc Agency	901001		130MAIN
06/28/19	11445	300.00	300.00		07/31/19	Metropolitan Life Insurance	901002		130MAIN
06/28/19	11447	109.70	109.70		07/31/19	Pre-Paid Legal Services, Inc.	901000		130MAIN
06/28/19	11449	467.40	467.40		07/31/19	American Family Life	901012		130MAIN
06/28/19	11450	200.00	200.00		07/31/19	Metropolitan Life Insurance	901002		130MAIN
06/28/19	11451	90.75	90.75		07/31/19	Pre-Paid Legal Services, Inc.	901000		130MAIN
06/28/19	11452	25,373.71	25,373.71		07/31/19	Association of Charter School Education Ser	000635		130MAIN
06/28/19	11453	4,991.78	4,991.78		07/31/19	Ben E Keith Foods	000493		130MAIN
06/28/19	11454	479.80	479.80		07/31/19	Learning A-Z	000473		130MAIN
06/28/19	11455	89,605.84	89,605.84		07/31/19	NM Educational RetirementBoard	900005		130MAIN
06/28/19	11456	60.59	60.59		07/31/19	NM Gas Company	000558		130MAIN
06/28/19	11457	15,453.12	15,453.12		07/31/19	NM Taxation/Revenue Department	900003		130MAIN
06/28/19	11458	181.06	181.06		07/31/19	Verizon Wireless	000206		130MAIN
07/05/19	11496	91.89	91.89		07/31/19	Verizon Wireless	000206		130MAIN
07/10/19	11461	19,384.25	19,384.25		07/31/19	Association of Charter School Education Ser	000635		130MAIN
07/10/19	11462	34,000.00	34,000.00		07/31/19	Saylor Family Trust, LLC	000555		130MAIN
07/11/19	11463	125.00	125.00		07/31/19	Espinosa, Rosemary	010120		130MAIN
07/11/19	11470	50.00	50.00		07/31/19	Espinosa, Rosemary	010120		130MAIN
07/11/19	11471	487.07	487.07		07/31/19	Maria Baca	010047		130MAIN

Selection Grouped by Org, Cash Object, Statement Date - Sorted by Item date, Item #, (Org = 130, Cash Object IN ('11010'), Bank Statement Date = 7/31/2019, Uncleared Only? = No)

SCHOOL ABILITY

Statement Date 07/31/2019 **Cash Object 11010**

Status **Submitted** Journal Entry #

Cleared Payments (continued)

Issued	Check #	Check Amount	Cleared Amount	Difference	Cleared	Pay To Name	Vendor ID	Emp ID	Bank Acct
07/12/19	11439	11,805.59	11,805.59		07/31/19	EFTPS	900004		130MAIN
07/12/19	11464	692.12	692.12		07/31/19	Sandra Martinez		000143	130MAIN
07/12/19	11465	552.06	552.06		07/31/19	Juan Ortega		000039	130MAIN
07/12/19	11467	471.70	471.70		07/31/19	Luis A. Renteria		000147	130MAIN
07/12/19	11468	447.35	447.35		07/31/19	Blanca E. Toquinto		000191	130MAIN
07/12/19	11469	1,731.21	1,731.21		07/31/19	April A. Viscoli		000118	130MAIN
07/12/19	11472	7,964.55	7,964.55		07/31/19	EFTPS	900004		130MAIN
07/12/19	Batch 07/12/2019	59,808.18	59,808.18		07/31/19				130MAIN
07/24/19	11473	299.20	299.20		07/31/19	Lucero, Jesse	010084		130MAIN
07/25/19	11487	58,982.00	58,982.00		07/31/19	NMPSIA Risk	000413		130MAIN
07/26/19	11441	11,764.47	11,764.47		07/31/19	EFTPS	900004		130MAIN
07/26/19	11476	1,002.15	1,002.15		07/31/19	Juan Ortega		000039	130MAIN
07/26/19	11481	4,716.88	4,716.88		07/31/19	EFTPS	900004		130MAIN
07/26/19	Batch 07/26/2019	50,584.97	50,584.97		07/31/19				130MAIN
07/29/19	11493	1,058.11	1,058.11		07/31/19	Jesus A Moncada	000111		130MAIN
07/29/19	11494	511.72	511.72		07/31/19	Meza, Julio	010051		130MAIN
07/31/19	11497	1,474.50	1,474.50		07/31/19	NM Dept of Workforce Solutions	900002		130MAIN
07/31/19	Batch 07/31/2019	20,941.46	20,941.46		07/31/19				130MAIN
		430,565.49	**430,565.49**						

Cleared Deposits

Deposited	Deposit #	Deposit Amount	Cleared Amount	Difference	Cleared	Bank Acct
07/02/19	Batch 07/02/2019	3,079.44	3,079.44		07/31/19	130MAIN
07/09/19	Batch 07/09/2019	5,307.93	5,307.93		07/31/19	130MAIN
07/11/19	Batch 07/11/2019	307,514.80	307,514.80		07/31/19	130MAIN
07/22/19	Batch 07/22/2019	4,462.90	4,462.90		07/31/19	130MAIN
07/23/19	Batch 07/23/2019	14,792.77	14,792.77		07/31/19	130MAIN
07/25/19	Batch 07/25/2019	31,796.06	31,796.06		07/31/19	130MAIN
07/26/19	Batch 07/26/2019	18,982.39	18,982.39		07/31/19	130MAIN
		385,936.29	**385,936.29**			

Cleared Other

Effective	JE #	Amount	Cleared Amount	Difference	Cleared	JE Comment	Bank Acct
07/01/19	EX20-00002	4,780.00	4,780.00		07/31/19		

Selection Grouped by Org, Cash Object, Statement Date - Sorted by Item date, Item #, (Org = 130, Cash Object IN ('11010'), Bank Statement Date = 7/31/2019, Uncleared Only? = No)

SCHOOL ABILITY

Actuals Expenditures

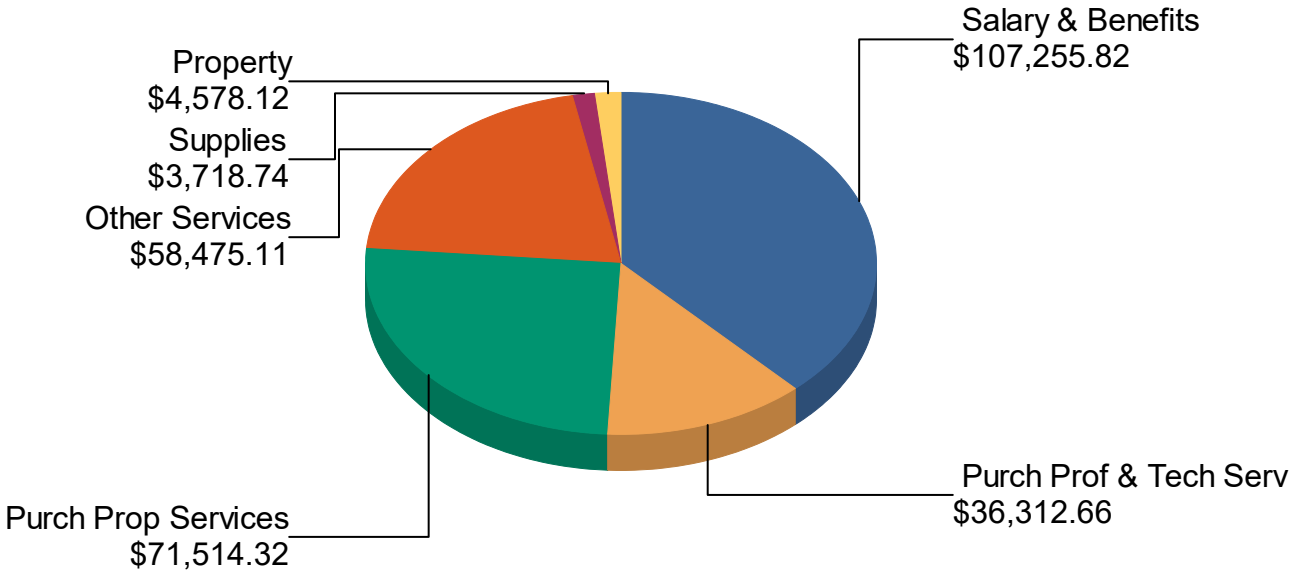

Salary & Benefits	$107,255.82	38.1%
Purch Prof & Tech Serv	$36,312.66	12.9%
Purch Prop Services	$71,514.32	25.4%
Other Services	$58,475.11	20.7%
Supplies	$3,718.74	1.3%
Property	$4,578.12	1.6%
Debt Services	$0.00	0.0%
Total:	$281,854.77	100.0%

Selection Group by Org, Filtered by (Org = 130, Funds = 11000..42000)

Christine Duncan's Heritage Academy

Expenditure & Encumbrance Analytical Review

July 31, 2019 - 8.33% time passed CFY

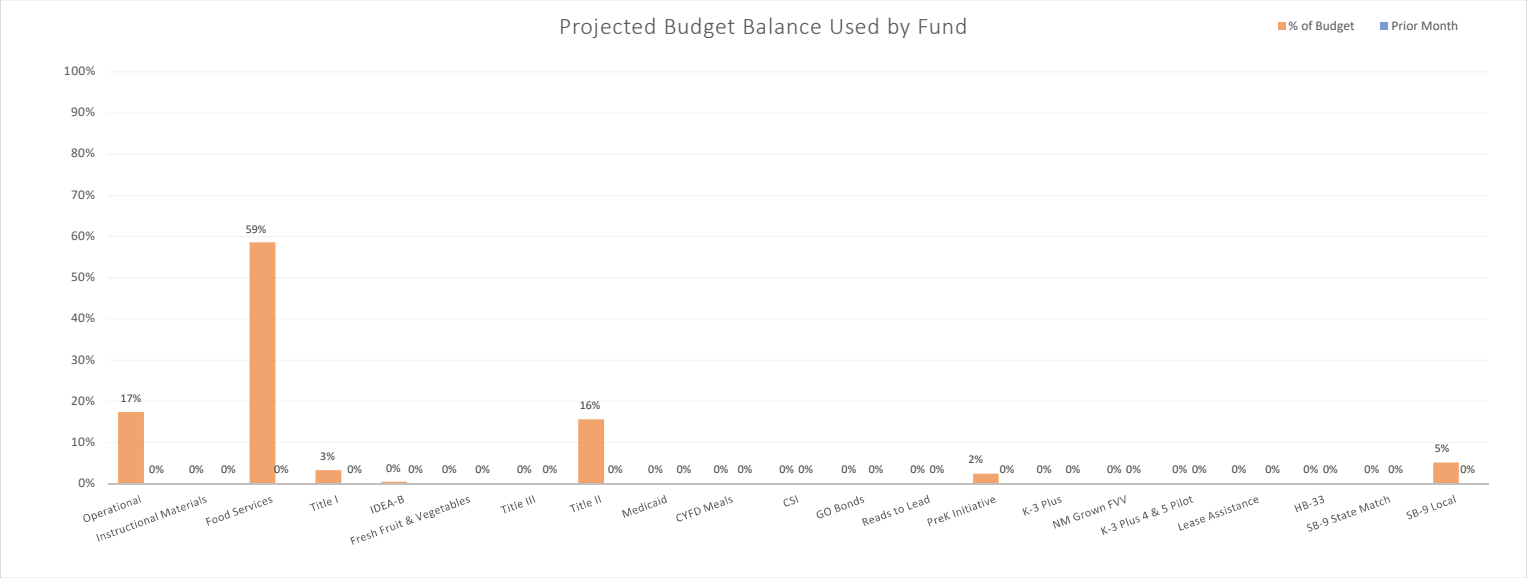

***Note**: 3 Payrolls in November 2018 & May 2019.*

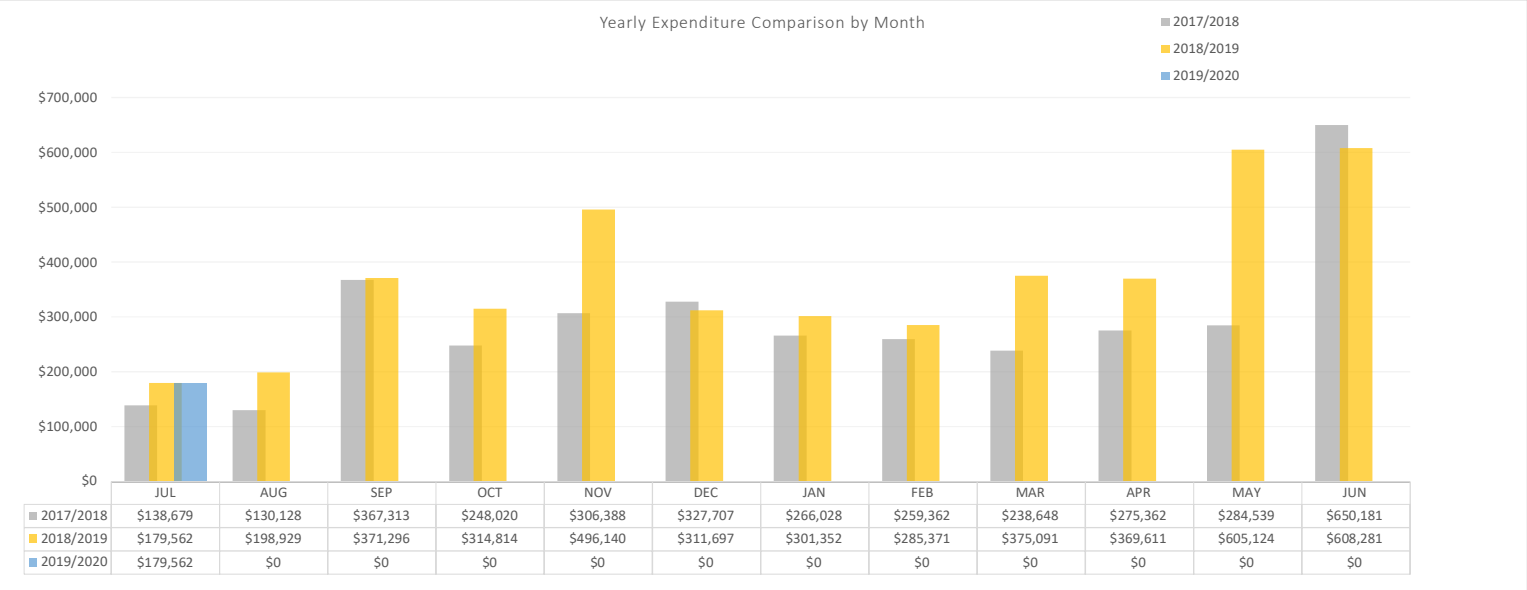

	JUL	AUG	SEP	OCT	NOV	DEC	JAN	FEB	MAR	APR	MAY	JUN
2017/2018	$138,679	$130,128	$367,313	$248,020	$306,388	$327,707	$266,028	$259,362	$238,648	$275,362	$284,539	$650,181
2018/2019	$179,562	$198,929	$371,296	$314,814	$496,140	$311,697	$301,352	$285,371	$375,091	$369,611	$605,124	$608,281
2019/2020	$179,562	$0	$0	$0	$0	$0	$0	$0	$0	$0	$0	$0

As of 07/31/2019					Fiscal Year 2019/20 Actuals
Resource	Beginning Balance	Revenue Activity	Expense Activity	Ending Balance	Net
Fund 11000 - Operational Fund					
	816,796.23	307,484.80	128,505.37	.00	995,775.66
Fund 14000 - Inst. Materials Fund					
	8.93	3,079.44	.00	.00	3,088.37
Fund 21000 - Food Services Fund					
	162,891.99	19,022.39	1,366.19	.00	180,548.19
Fund 24101 - Title I - IASA					
	109,551.99-	.00	1,001.00	.00	110,552.99-
Fund 24106 - IDEA-B Entitlement					
	58,139.03-	.00	393.00	.00	58,532.03-
Fund 24118 - Fresh Fruit & Vegetables					
	14,792.77-	14,792.77	.00	.00	.00
Fund 24153 - English Language Acquisition					
	6,016.22-	.00	.00	.00	6,016.22-
Fund 24154 - Teach./Princp. Train & Recruit					
	17,055.18-	5,297.93	2,786.72	.00	14,543.97-
Fund 25153 - Title XIX MEDICAID 3/21 Years					
	7,534.85	.00	.00	.00	7,534.85
Fund 25171 - Child & Adult Food Program					
	40,086.77	.00	.00	.00	40,086.77
Fund 26177 - Elementry & Mid Sch Initiative					
	13,000.00-	.00	.00	.00	13,000.00-
Fund 27114 - NM Reads to Lead K-3					
	26,796.06-	26,796.06	.00	.00	.00
Fund 27149 - PreK Initiative					
	209,760.12-	.00	1,512.00	.00	211,272.12-
Fund 27166 - Kindergarten-Three Plus					
	59,169.99-	.00	49,193.19	.00	108,363.18-
Fund 27183 - NM Grown FVV					
	5,000.00-	5,000.00	.00	.00	.00
Fund 27198 - K-3 Plus 4 & 5 Pilot Program					
	8,308.33-	.00	10,793.64	.00	19,101.97-
Fund 31200 - Public School Capital Outlay					
	59,912.25-	.00	.00	.00	59,912.25-
Fund 31600 - Capital Improv. HB 33					
	532,430.66	3,008.99	30.09	.00	535,409.56
Fund 31701 - Capital Improv. SB9 Local					
	291,017.39	1,498.99	14.99	.00	292,501.39
Fund 91000 - General Activities					
	272.49	.00	.00	.00	272.49
Fund 91001 - Athletic					
	1,375.00	.00	.00	.00	1,375.00
Fund 91003 - Chess Club					
	39.71	.00	.00	.00	39.71
Fund 91004 - Student Council					
	1,199.43	.00	.00	.00	1,199.43
Fund 91006 - Cheer					
	140.02	.00	.00	.00	140.02
Fund 91010 - Admin Discretionary Account					

As of 07/31/2019					Fiscal Year 2019/20 Actuals
Resource	Beginning Balance	Revenue Activity	Expense Activity	Ending Balance	Net
Fund 91010 - Admin Discretionary Account					
	26.13	.00	.00	.00	26.13
Total for Org	**1,266,317.66**	**385,981.37**	**195,596.19**	**.00**	**1,456,702.84**

Balances through 07/31/2019 **Fiscal Year 2019/20**

Funds- Func- Obj ct - Pr gm- Locat n- JbCl - Opt nl	Description	Adopted Budget	Revised Budget	Revenue	Account Balance
Funds **11000 - Operational**, Func **0000 - NoFunctionCode**					
11000- 0000- 43101- 0000- 001118- 0000- 00000	StEqulzGuarntee	3,844,176.00	3,844,176.00	307,484.80	3,536,691.20
	Total for Funds 11000, Func 0000 and Revenue accounts	**3,844,176.00**	**3,844,176.00**	**307,484.80**	**3,536,691.20**
Funds **14000 - TotInsMatSubFnd**, Func **0000 - NoFunctionCode**					
14000- 0000- 41924- 0000- 001118- 0000- 00000	FlowthrDistChtr			3,079.44	3,079.44-
	Total for Funds 14000, Func 0000 and Revenue accounts	**.00**	**.00**	**3,079.44**	**3,079.44-**
Funds **21000 - Food Svcs**, Func **0000 - NoFunctionCode**					
21000- 0000- 41603- 0000- 001118- 0000- 00000	Fees-AdultsFS	1,500.00	1,500.00	40.00	1,460.00
21000- 0000- 41924- 0000- 001118- 0000- 00000	FlowthrDistChtr			18,982.39	18,982.39-
21000- 0000- 44500- 0000- 001118- 0000- 00000	ResGtsFedThruSt	215,000.00	215,000.00		215,000.00
	Total for Funds 21000, Func 0000 and Revenue accounts	**216,500.00**	**216,500.00**	**19,022.39**	**197,477.61**
Funds **23000 - Non-InstrctSupp**, Func **0000 - NoFunctionCode**					
23000- 0000- 41701- 0000- 001118- 0000- 00000	Fees-Activities	8,500.00	8,500.00		8,500.00
	Total for Funds 23000, Func 0000 and Revenue accounts	**8,500.00**	**8,500.00**	**.00**	**8,500.00**
Funds **24101 - Title I - IASA**, Func **0000 - NoFunctionCode**					
24101- 0000- 41924- 0000- 001118- 0000- 00000	FlowthrDistChtr	126,274.00	126,274.00		126,274.00
	Total for Funds 24101, Func 0000 and Revenue accounts	**126,274.00**	**126,274.00**	**.00**	**126,274.00**
Funds **24106 - IDEABEntitlemnt**, Func **0000 - NoFunctionCode**					
24106- 0000- 41924- 0000- 001118- 0000- 00000	FlowthrDistChtr	84,390.00	84,390.00		84,390.00
	Total for Funds 24106, Func 0000 and Revenue accounts	**84,390.00**	**84,390.00**	**.00**	**84,390.00**
Funds **24118 - FreshFruit&Vegs**, Func **0000 - NoFunctionCode**					
24118- 0000- 41924- 0000- 001118- 0000- 00000	FlowthrDistChtr			14,792.77	14,792.77-
	Total for Funds 24118, Func 0000 and Revenue accounts	**.00**	**.00**	**14,792.77**	**14,792.77-**
Funds **24153 - EngLangAcquistn**, Func **0000 - NoFunctionCode**					
24153- 0000- 41924- 0000- 001118- 0000- 00000	FlowthrDistChtr	4,770.00	4,770.00		4,770.00
	Total for Funds 24153, Func 0000 and Revenue accounts	**4,770.00**	**4,770.00**	**.00**	**4,770.00**
Funds **24154 - TchPrinTrainRec**, Func **0000 - NoFunctionCode**					
24154- 0000- 41924- 0000- 001118- 0000- 00000	FlowthrDistChtr	23,666.00	23,666.00	5,297.93	18,368.07
	Total for Funds 24154, Func 0000 and Revenue accounts	**23,666.00**	**23,666.00**	**5,297.93**	**18,368.07**
Funds **25153 - TitleXIX-3/21Yr**, Func **0000 - NoFunctionCode**					
25153- 0000- 44301- 0000- 001118- 0000- 00000	OthResGtsFedDir	10,000.00	10,000.00		10,000.00
	Total for Funds 25153, Func 0000 and Revenue accounts	**10,000.00**	**10,000.00**	**.00**	**10,000.00**

Selection Grouped by Account Type, Filtered by User Permissions, (Org = 130, Online/Offline = N, Period = 1, UnPosted JEs? = N, Assets and Liabilities? = N, Restricted Accts? = Y, Objct = 4, Obj Digits = 0, Page Break Lvl =)

SCHOOLABILITY

Balances through 07/31/2019					Fiscal Year 2019/20
Funds- Func- Obj ct - Pr gm- Locat n- JbCl - Opt nl	Description	Adopted Budget	Revised Budget	Revenue	Account Balance
Funds **25171 - Child&AdultFood**, Func **0000 - NoFunctionCode**					
25171- 0000- 44301- 0000- 001118- 0000- 00000	OthResGtsFedDir	130,600.00	130,600.00		130,600.00
Total for Funds 25171, Func 0000 and Revenue accounts		**130,600.00**	**130,600.00**	**.00**	**130,600.00**
Funds **26177 - ElemMidSchInit**, Func **0000 - NoFunctionCode**					
26177- 0000- 43214- 0000- 001118- 0000- 00000	InterGovCntREC	8,000.00	8,000.00		8,000.00
Total for Funds 26177, Func 0000 and Revenue accounts		**8,000.00**	**8,000.00**	**.00**	**8,000.00**
Funds **27107 - 2012GOBondSB66**, Func **0000 - NoFunctionCode**					
27107- 0000- 43204- 0000- 001118- 0000- 00000	PriorYearBalnce	3,068.00	3,068.00		3,068.00
Total for Funds 27107, Func 0000 and Revenue accounts		**3,068.00**	**3,068.00**	**.00**	**3,068.00**
Funds **27114 - NMReadstoLeadK3**, Func **0000 - NoFunctionCode**					
27114- 0000- 43204- 0000- 001118- 0000- 00000	PriorYearBalnce			26,796.06	26,796.06-
Total for Funds 27114, Func 0000 and Revenue accounts		**.00**	**.00**	**26,796.06**	**26,796.06-**
Funds **27149 - PreK Initiative**, Func **0000 - NoFunctionCode**					
27149- 0000- 41924- 0000- 001118- 0000- 00000	FlowthrDistChtr	280,000.00	280,000.00		280,000.00
Total for Funds 27149, Func 0000 and Revenue accounts		**280,000.00**	**280,000.00**	**.00**	**280,000.00**
Funds **27183 - NM Grown FVV**, Func **0000 - NoFunctionCode**					
27183- 0000- 43204- 0000- 001118- 0000- 00000	PriorYearBalnce			5,000.00	5,000.00-
Total for Funds 27183, Func 0000 and Revenue accounts		**.00**	**.00**	**5,000.00**	**5,000.00-**
Funds **31600 - CapImprvmtsHB33**, Func **0000 - NoFunctionCode**					
31600- 0000- 41110- 0000- 001118- 0000- 00000	AdValoremTaxDst			3,008.99	3,008.99-
Total for Funds 31600, Func 0000 and Revenue accounts		**.00**	**.00**	**3,008.99**	**3,008.99-**
Funds **31700 - CapImprvmtsSB-9**, Func **0000 - NoFunctionCode**					
31700- 0000- 43204- 0000- 001118- 0000- 00000	PriorYearBalnce	26,940.00	26,940.00		26,940.00
Total for Funds 31700, Func 0000 and Revenue accounts		**26,940.00**	**26,940.00**	**.00**	**26,940.00**
Funds **31701 - CapImprvsSB9Loc**, Func **0000 - NoFunctionCode**					
31701- 0000- 41110- 0000- 001118- 0000- 00000	AdValoremTaxDst			1,498.99	1,498.99-
Total for Funds 31701, Func 0000 and Revenue accounts		**.00**	**.00**	**1,498.99**	**1,498.99-**
Total for Org 130 - Christine Duncan Heritage		**4,766,884.00**	**4,766,884.00**	**385,981.37**	**4,380,902.63**

Balances through 07/31/2019 **Fiscal Year 2019/20**

Funds- Func- Obj ct - Pr gm- Locat n- JbCl - Opt nl	Description	Adopted Budget	Revised Budget	Encumbered	Expenditure	Account Balance
Funds **11000 - Operational**, Func **1000 - Instruction**						
11000- 1000- 51100- 0000- 001118- 1611- 00000	SalariesExpense,SubsSickL	2,388.00	2,388.00		78.00	2,310.00
11000- 1000- 51100- 1010- 001118- 1411- 00000	SalariesExpense,Teachers	789,580.00	789,580.00			789,580.00
11000- 1000- 51100- 1010- 001118- 1413- 00000	SalariesExpense,TeachersE	51,023.00	51,023.00			51,023.00
11000- 1000- 51100- 1010- 001118- 1711- 00000	SalariesExpense,InstAsst1	27,348.00	27,348.00			27,348.00
11000- 1000- 51100- 1010- 001118- 1713- 00000	SalariesExpense,InstAsst-	53,424.00	53,424.00	17,900.80		35,523.20
11000- 1000- 51100- 2000- 001118- 1412- 00000	SalariesExpense,Teachers	185,063.00	185,063.00			185,063.00
11000- 1000- 51100- 4010- 001118- 1413- 00000	SalariesExpense,TeachersE	110,222.00	110,222.00			110,222.00
11000- 1000- 51100- 4010- 001118- 1416- 00000	SalariesExpense,TeachersO	452,876.00	452,876.00			452,876.00
11000- 1000- 51300- 1010- 001118- 1411- 00000	AddtnlCompenstn,Teachers	183,605.00	183,605.00	20,999.16	3,186.12	159,419.72
11000- 1000- 51300- 1010- 001118- 1414- 00000	AddtnlCompenstn,TeachersP	4,500.00	4,500.00			4,500.00
11000- 1000- 51300- 1010- 001118- 1621- 00000	AddtnlCompenstn,Sum/After	1,000.00	1,000.00			1,000.00
11000- 1000- 51300- 1010- 001118- 1711- 00000	AddtnlCompenstn,InstAsst1	8,300.00	8,300.00			8,300.00
11000- 1000- 51300- 2000- 001118- 1412- 00000	AddtnlCompenstn,Teachers	13,534.00	13,534.00			13,534.00
11000- 1000- 51300- 4010- 001118- 1416- 00000	AddtnlCompenstn,TeachersO	39,000.00	39,000.00	19,499.22		19,500.78
11000- 1000- 51300- 9000- 001118- 1618- 00000	AddtnlCompenstn,Athletics	1,000.00	1,000.00			1,000.00
11000- 1000- 52111- 0000- 001118- 0000- 00000	EducRetirement	276,922.00	276,922.00	8,263.58	461.88	268,196.54
11000- 1000- 52112- 0000- 001118- 0000- 00000	ERARetireeHlth	38,484.00	38,484.00	1,167.92	65.28	37,250.80
11000- 1000- 52210- 0000- 001118- 0000- 00000	FICA Payments	119,246.00	119,246.00	2,597.66	202.37	116,445.97
11000- 1000- 52220- 0000- 001118- 0000- 00000	MedicarePaymnts	27,936.00	27,936.00	607.62	47.33	27,281.05
11000- 1000- 52311- 0000- 001118- 0000- 00000	Hth&MedPremiums	133,419.00	133,419.00	17,284.80		116,134.20
11000- 1000- 52312- 0000- 001118- 0000- 00000	Life	1,881.00	1,881.00	525.12		1,355.88
11000- 1000- 52313- 0000- 001118- 0000- 00000	Dental	9,324.00	9,324.00	948.00		8,376.00
11000- 1000- 52314- 0000- 001118- 0000- 00000	Vision	1,595.00	1,595.00	254.16		1,340.84
11000- 1000- 52315- 0000- 001118- 0000- 00000	Disability	1,387.00	1,387.00	156.96		1,230.04
11000- 1000- 52500- 0000- 001118- 0000- 00000	UnemploymntComp	3,300.00	3,300.00	107.66	1.74	3,190.60
11000- 1000- 52710- 0000- 001118- 0000- 00000	WorkersCompPrem	17,594.00	17,594.00		17,570.00	24.00
11000- 1000- 52720- 0000- 001118- 0000- 00000	WorkrsCompERFee	330.00	330.00	104.08		225.92
11000- 1000- 53330- 1010- 001118- 0000- 00000	ProfessDevelop	15,573.00	15,573.00	13,419.00		2,154.00
11000- 1000- 53711- 1010- 001118- 0000- 00000	Other Charges	1,878.00	1,878.00	538.00		1,340.00
11000- 1000- 53711- 9000- 001118- 0000- 00000	Other Charges	1,367.00	1,367.00			1,367.00
11000- 1000- 55817- 1010- 001118- 0000- 00000	Student Travel	10,432.00	10,432.00	493.34		9,938.66
11000- 1000- 55915- 1010- 001118- 0000- 00000	OthContractSvcs	47,240.00	47,240.00	46,200.00	2,502.00	1,462.00-
11000- 1000- 55915- 9000- 001118- 0000- 00000	OthContractSvcs	869.00	869.00			869.00
11000- 1000- 56112- 1010- 001118- 0000- 00000	Other Textbooks	557.00	557.00			557.00
11000- 1000- 56113- 1010- 001118- 0000- 00000	Software	9,066.00	9,066.00	944.04		8,121.96
11000- 1000- 56118- 1010- 001118- 0000- 00000	GenSuppliesMats	32,075.00	32,075.00	3,621.25	1,655.80	26,797.95

Selection Grouped by Account Type, Filtered by User Permissions, (Org = 130, Online/Offline = N, Period = 1, UnPosted JEs? = N, Assets and Liabilities? = N, Restricted Accts? = Y, Objct = 5, Func = 1-4, Obj Digits = 0, Page Break Lvl =)

SCHOOLABILITY

Balances through 07/31/2019 **Fiscal Year 2019/20**

Funds- Func- Obj ct - Pr gm- Locat n- JbCl - Opt nl	Description	Adopted Budget	Revised Budget	Encumbered	Expenditure	Account Balance
Funds **11000 - Operational**, Func **1000 - Instruction** **(continued)**						
11000- 1000- 57331- 1010- 001118- 0000- 00000	FixedAssets>$5k	572,113.00	572,113.00			572,113.00
11000- 1000- 57332- 1010- 001118- 0000- 00000	SupplAssets<$5k	9,172.00	9,172.00			9,172.00
	Total for Func 1000 and Expense accounts	**3,254,623.00**	**3,254,623.00**	**155,632.37**	**25,770.52**	**3,073,220.11**
Funds **11000 - Operational**, Func **2100 - SuppSvcsStudnts**						
11000- 2100- 51100- 0000- 001118- 1211- 00000	SalariesExpense,CoordSubS	63,226.00	63,226.00			63,226.00
11000- 2100- 51100- 0000- 001118- 1216- 00000	SalariesExpense,HealthAss	7,950.00	7,950.00			7,950.00
11000- 2100- 51100- 2000- 001118- 1214- 00000	SalariesExpense,Couns-Soc	50,002.00	50,002.00			50,002.00
11000- 2100- 51300- 2000- 001118- 1211- 00000	AddtnlCompenstn,CoordSubS	3,000.00	3,000.00	3,320.46		320.46-
11000- 2100- 52111- 0000- 001118- 0000- 00000	EducRetirement	17,883.00	17,883.00	469.82		17,413.18
11000- 2100- 52112- 0000- 001118- 0000- 00000	ERARetireeHlth	2,485.00	2,485.00	66.30		2,418.70
11000- 2100- 52210- 0000- 001118- 0000- 00000	FICA Payments	7,701.00	7,701.00	205.92		7,495.08
11000- 2100- 52220- 0000- 001118- 0000- 00000	MedicarePaymnts	1,803.00	1,803.00	48.10		1,754.90
11000- 2100- 52311- 0000- 001118- 0000- 00000	Hth&MedPremiums	22,574.00	22,574.00			22,574.00
11000- 2100- 52312- 0000- 001118- 0000- 00000	Life	171.00	171.00	38.88		132.12
11000- 2100- 52313- 0000- 001118- 0000- 00000	Dental	1,112.00	1,112.00	404.16		707.84
11000- 2100- 52314- 0000- 001118- 0000- 00000	Vision	195.00	195.00	70.08		124.92
11000- 2100- 52315- 0000- 001118- 0000- 00000	Disability	221.00	221.00			221.00
11000- 2100- 52500- 0000- 001118- 0000- 00000	UnemploymntComp	300.00	300.00	6.72		293.28
11000- 2100- 52710- 0000- 001118- 0000- 00000	WorkersCompPrem	1,277.00	1,277.00		1,277.00	
11000- 2100- 52720- 0000- 001118- 0000- 00000	WorkrsCompERFee	30.00	30.00	6.32		23.68
11000- 2100- 53211- 2000- 001118- 0000- 00000	DiagsContracted	15,853.00	15,853.00	17,622.82		1,769.82-
11000- 2100- 53212- 2000- 001118- 0000- 00000	SpeechThrpsCont	24,859.00	24,859.00	26,812.41		1,953.41-
11000- 2100- 53213- 2000- 001118- 0000- 00000	OccThrpstCont	12,166.00	12,166.00	13,121.03		955.03-
11000- 2100- 53330- 0000- 001118- 0000- 00000	ProfessDevelop	1,755.00	1,755.00			1,755.00
11000- 2100- 53711- 0000- 001118- 0000- 00000	Other Charges	344.00	344.00			344.00
11000- 2100- 55915- 0000- 001118- 0000- 00000	OthContractSvcs			5,278.03		5,278.03-
11000- 2100- 55915- 2000- 001118- 0000- 00000	OthContractSvcs	9,000.00	9,000.00			9,000.00
11000- 2100- 56113- 0000- 001118- 0000- 00000	Software	7,150.00	7,150.00	3,530.97		3,619.03
11000- 2100- 56118- 0000- 001118- 0000- 00000	GenSuppliesMats	5,290.00	5,290.00	650.59		4,639.41
11000- 2100- 57332- 0000- 001118- 0000- 00000	SupplAssets<$5k	50,200.00	50,200.00			50,200.00
	Total for Func 2100 and Expense accounts	**306,547.00**	**306,547.00**	**71,652.61**	**1,277.00**	**233,617.39**
Funds **11000 - Operational**, Func **2200 - Suppt Svcs Inst**						
11000- 2200- 56113- 0000- 001118- 0000- 00000	Software	2,061.00	2,061.00			2,061.00
11000- 2200- 56118- 0000- 001118- 0000- 00000	GenSuppliesMats	3,300.00	3,300.00			3,300.00
	Total for Func 2200 and Expense accounts	**5,361.00**	**5,361.00**	**.00**	**.00**	**5,361.00**

Balances through 07/31/2019 — **Fiscal Year 2019/20**

Funds- Func- Obj ct - Pr gm- Locat n- JbCl - Opt nl	Description	Adopted Budget	Revised Budget	Encumbered	Expenditure	Account Balance
Funds **11000 - Operational**, Func **2300 - SupptSvcs-Admin**						
11000- 2300- 51100- 0000- 001118- 1111- 00000	SalariesExpense,Superinte	103,760.00	103,760.00			103,760.00
11000- 2300- 52111- 0000- 001118- 0000- 00000	EducRetirement	14,942.00	14,942.00			14,942.00
11000- 2300- 52112- 0000- 001118- 0000- 00000	ERARetireeHlth	2,076.00	2,076.00			2,076.00
11000- 2300- 52210- 0000- 001118- 0000- 00000	FICA Payments	6,434.00	6,434.00			6,434.00
11000- 2300- 52220- 0000- 001118- 0000- 00000	MedicarePaymnts	1,505.00	1,505.00			1,505.00
11000- 2300- 52311- 0000- 001118- 0000- 00000	Hth&MedPremiums	13,212.00	13,212.00			13,212.00
11000- 2300- 52312- 0000- 001118- 0000- 00000	Life	57.00	57.00			57.00
11000- 2300- 52313- 0000- 001118- 0000- 00000	Dental	616.00	616.00			616.00
11000- 2300- 52314- 0000- 001118- 0000- 00000	Vision	102.00	102.00			102.00
11000- 2300- 52500- 0000- 001118- 0000- 00000	UnemploymntComp	100.00	100.00			100.00
11000- 2300- 52710- 0000- 001118- 0000- 00000	WorkersCompPrem	1,093.00	1,093.00		1,093.00	
11000- 2300- 52720- 0000- 001118- 0000- 00000	WorkrsCompERFee	10.00	10.00			10.00
11000- 2300- 53411- 0000- 001118- 0000- 00000	Auditing	14,300.00	14,300.00			14,300.00
11000- 2300- 53413- 0000- 001118- 0000- 00000	Legal	29,827.00	29,827.00	29,635.92		191.08
11000- 2300- 55400- 0000- 001118- 0000- 00000	Advertising	602.00	602.00	600.00		2.00
11000- 2300- 55812- 0000- 001118- 0000- 00000	Board Training	2,819.00	2,819.00	10.88	535.50	2,272.62
	Total for Func 2300 and Expense accounts	**191,455.00**	**191,455.00**	**30,246.80**	**1,628.50**	**159,579.70**
Funds **11000 - Operational**, Func **2400 - SupSvcsSchAdmin**						
11000- 2400- 51100- 0000- 001118- 1112- 00000	SalariesExpense,Principal	71,040.00	71,040.00			71,040.00
11000- 2400- 51100- 0000- 001118- 1217- 00000	SalariesExpense,SecClerTe	95,482.00	95,482.00			95,482.00
11000- 2400- 51300- 0000- 001118- 1112- 00000	AddtnlCompenstn,Principal	4,750.00	4,750.00			4,750.00
11000- 2400- 51300- 0000- 001118- 1217- 00000	AddtnlCompenstn,SecClerTe	9,467.00	9,467.00		899.04	8,567.96
11000- 2400- 52111- 0000- 001118- 0000- 00000	EducRetirement	26,030.00	26,030.00		127.21	25,902.79
11000- 2400- 52112- 0000- 001118- 0000- 00000	ERARetireeHlth	3,616.00	3,616.00		17.98	3,598.02
11000- 2400- 52210- 0000- 001118- 0000- 00000	FICA Payments	11,209.00	11,209.00		55.74	11,153.26
11000- 2400- 52220- 0000- 001118- 0000- 00000	MedicarePaymnts	2,626.00	2,626.00		13.04	2,612.96
11000- 2400- 52311- 0000- 001118- 0000- 00000	Hth&MedPremiums	16,335.00	16,335.00			16,335.00
11000- 2400- 52312- 0000- 001118- 0000- 00000	Life	285.00	285.00			285.00
11000- 2400- 52313- 0000- 001118- 0000- 00000	Dental	840.00	840.00			840.00
11000- 2400- 52314- 0000- 001118- 0000- 00000	Vision	151.00	151.00			151.00
11000- 2400- 52315- 0000- 001118- 0000- 00000	Disability	85.00	85.00			85.00
11000- 2400- 52500- 0000- 001118- 0000- 00000	UnemploymntComp	500.00	500.00		2.97	497.03
11000- 2400- 52710- 0000- 001118- 0000- 00000	WorkersCompPrem	1,755.00	1,755.00		1,755.00	
11000- 2400- 52720- 0000- 001118- 0000- 00000	WorkrsCompERFee	50.00	50.00			50.00
11000- 2400- 53330- 0000- 001118- 0000- 00000	ProfessDevelop	2,373.00	2,373.00			2,373.00
11000- 2400- 53711- 0000- 001118- 0000- 00000	Other Charges	5,770.00	5,770.00			5,770.00

Selection Grouped by Account Type, Filtered by User Permissions, (Org = 130, Online/Offline = N, Period = 1, UnPosted JEs? = N, Assets and Liabilities? = N, Restricted Accts? = Y, Objct = 5, Func = 1-4, Obj Digits = 0, Page Break Lvl =)

SCHOOLABILITY

Balances through 07/31/2019 **Fiscal Year 2019/20**

Funds- Func- Obj ct - Pr gm- Locat n- JbCl - Opt nl	Description	Adopted Budget	Revised Budget	Encumbered	Expenditure	Account Balance
Funds **11000 - Operational**, Func **2400 - SupSvcsSchAdmin (continued)**						
11000- 2400- 54630- 0000- 001118- 0000- 00000	RentalCompEqpmt	10,864.00	10,864.00	10,864.00		
11000- 2400- 55813- 0000- 001118- 0000- 00000	EmpTravNonTeach	275.00	275.00			275.00
11000- 2400- 55915- 0000- 001118- 0000- 00000	OthContractSvcs	13,441.00	13,441.00	5,292.00	6,026.00	2,123.00
11000- 2400- 56118- 0000- 001118- 0000- 00000	GenSuppliesMats	6,771.00	6,771.00	2,277.88	10.50	4,482.62
11000- 2400- 57332- 0000- 001118- 0000- 00000	SupplAssets<$5k	4,042.00	4,042.00			4,042.00
	Total for Func 2400 and Expense accounts	**287,757.00**	**287,757.00**	**18,433.88**	**8,907.48**	**260,415.64**
Funds **11000 - Operational**, Func **2500 - Central Svcs**						
11000- 2500- 53414- 0000- 001118- 0000- 00000	OthProfTechSvcs	196,162.00	196,162.00	195,484.01	16,704.05	16,026.06-
11000- 2500- 53711- 0000- 001118- 0000- 00000	Other Charges	1,415.00	1,415.00	4,050.00		2,635.00-
11000- 2500- 55400- 0000- 001118- 0000- 00000	Advertising	4,147.00	4,147.00			4,147.00
11000- 2500- 55915- 0000- 001118- 0000- 00000	OthContractSvcs	1,964.00	1,964.00	1,650.00		314.00
11000- 2500- 56113- 0000- 001118- 0000- 00000	Software	22,405.00	22,405.00		178.20	22,226.80
11000- 2500- 56118- 0000- 001118- 0000- 00000	GenSuppliesMats	1,003.00	1,003.00	42.68		960.32
11000- 2500- 57331- 0000- 001118- 0000- 00000	FixedAssets>$5k	16,250.00	16,250.00			16,250.00
11000- 2500- 57332- 0000- 001118- 0000- 00000	SupplAssets<$5k	677.00	677.00			677.00
	Total for Func 2500 and Expense accounts	**244,023.00**	**244,023.00**	**201,226.69**	**16,882.25**	**25,914.06**
Funds **11000 - Operational**, Func **2600 - Op&MaintofPlant**						
11000- 2600- 51100- 0000- 001118- 1615- 00000	SalariesExpense,Custodial	41,542.00	41,542.00		475.20	41,066.80
11000- 2600- 51300- 0000- 001118- 1615- 00000	AddtnlCompenstn,Custodial				2,529.12	2,529.12-
11000- 2600- 52111- 0000- 001118- 0000- 00000	EducRetirement	5,983.00	5,983.00		425.11	5,557.89
11000- 2600- 52112- 0000- 001118- 0000- 00000	ERARetireeHlth	832.00	832.00		60.09	771.91
11000- 2600- 52210- 0000- 001118- 0000- 00000	FICA Payments	2,576.00	2,576.00		186.27	2,389.73
11000- 2600- 52220- 0000- 001118- 0000- 00000	MedicarePaymnts	603.00	603.00		43.56	559.44
11000- 2600- 52311- 0000- 001118- 0000- 00000	Hth&MedPremiums	4,557.00	4,557.00			4,557.00
11000- 2600- 52312- 0000- 001118- 0000- 00000	Life	114.00	114.00			114.00
11000- 2600- 52313- 0000- 001118- 0000- 00000	Dental	224.00	224.00			224.00
11000- 2600- 52314- 0000- 001118- 0000- 00000	Vision	49.00	49.00			49.00
11000- 2600- 52500- 0000- 001118- 0000- 00000	UnemploymntComp	200.00	200.00		9.91	190.09
11000- 2600- 52710- 0000- 001118- 0000- 00000	WorkersCompPrem	439.00	439.00		439.00	
11000- 2600- 52720- 0000- 001118- 0000- 00000	WorkrsCompERFee	20.00	20.00			20.00
11000- 2600- 53711- 0000- 001118- 0000- 00000	Other Charges			500.00		500.00-
11000- 2600- 54311- 0000- 001118- 0000- 00000	MntRepFrnFixEqp	1,826.00	1,826.00			1,826.00
11000- 2600- 54312- 0000- 001118- 0000- 00000	MntRepBlgsGrnds	5,542.00	5,542.00			5,542.00
11000- 2600- 54411- 0000- 001118- 0000- 00000	Electricity	46,872.00	46,872.00	46,872.00		
11000- 2600- 54412- 0000- 001118- 0000- 00000	NatGasBuildings	1,260.00	1,260.00	1,260.00		
11000- 2600- 54415- 0000- 001118- 0000- 00000	Water/Sewage	8,623.00	8,623.00	7,992.07	630.93	

Selection Grouped by Account Type, Filtered by User Permissions, (Org = 130, Online/Offline = N, Period = 1, UnPosted JEs? = N, Assets and Liabilities? = N, Restricted Accts? = Y, Objct = 5, Func = 1-4, Obj Digits = 0, Page Break Lvl =)

SCHOOLABILITY

Balances through 07/31/2019 **Fiscal Year 2019/20**

Funds- Func- Obj ct - Pr gm- Locat n- JbCl - Opt nl	Description	Adopted Budget	Revised Budget	Encumbered	Expenditure	Account Balance
Funds **11000 - Operational**, Func **2600 - Op&MaintofPlant** **(continued)**						
11000- 2600- 54416- 0000- 001118- 0000- 00000	CommunicatnSvcs	6,325.00	6,325.00	6,233.11	91.89	
11000- 2600- 54610- 0000- 001118- 0000- 00000	RentlLandBldngs	174,351.00	174,351.00	140,351.00	34,000.00	
11000- 2600- 55200- 0000- 001118- 0000- 00000	PropertyLiabIns	58,973.00	58,973.00		32,144.00	26,829.00
11000- 2600- 55915- 0000- 001118- 0000- 00000	OthContractSvcs	61,085.00	61,085.00	10,537.92	304.36	50,242.72
11000- 2600- 56118- 0000- 001118- 0000- 00000	GenSuppliesMats	6,724.00	6,724.00	278.14	656.18	5,789.68
11000- 2600- 56216- 0000- 001118- 0000- 00000	MaintSuppsParts			255.00	402.00	657.00-
11000- 2600- 57332- 0000- 001118- 0000- 00000	SupplAssets<$5k	1,006.00	1,006.00	1,695.00		689.00-
	Total for Func 2600 and Expense accounts	**429,726.00**	**429,726.00**	**215,974.24**	**72,397.62**	**141,354.14**
Funds **11000 - Operational**, Func **2700 - StudentTransptn**						
11000- 2700- 55112- 0000- 001118- 0000- 00000	TransCntractors	2,560.00	2,560.00			2,560.00
11000- 2700- 55200- 0000- 001118- 0000- 00000	PropertyLiabIns	1,642.00	1,642.00		1,642.00	
	Total for Func 2700 and Expense accounts	**4,202.00**	**4,202.00**	**.00**	**1,642.00**	**2,560.00**
Funds **11000 - Operational**, Func **3100 - FoodSvcsOpertns**						
11000- 3100- 56116- 0000- 001118- 0000- 00000	Food	29.00	29.00			29.00
	Total for Func 3100 and Expense accounts	**29.00**	**29.00**	**.00**	**.00**	**29.00**
	Total for Funds 11000	**4,723,723.00**	**4,723,723.00**	**693,166.59**	**128,505.37**	**3,902,051.04**
Funds **14000 - TotInsMatSubFnd**, Func **1000 - Instruction**						
14000- 1000- 56111- 1010- 001118- 0000- 00000	InsMatCsh50%Txb			1,296.00		1,296.00-
14000- 1000- 56113- 1010- 001118- 0000- 00000	Software			2,195.00		2,195.00-
	Total for Funds 14000, Func 1000 and Expense accounts	**.00**	**.00**	**3,491.00**	**.00**	**3,491.00-**
Funds **21000 - Food Svcs**, Func **3100 - FoodSvcsOpertns**						
21000- 3100- 51100- 0000- 001118- 1217- 00000	SalariesExpense,SecClerTe	14,777.00	14,777.00			14,777.00
21000- 3100- 51300- 0000- 001118- 1617- 00000	AddtnlCompenstn,Food Serv				847.86	847.86-
21000- 3100- 52111- 0000- 001118- 0000- 00000	EducRetirement	2,128.00	2,128.00		119.97	2,008.03
21000- 3100- 52112- 0000- 001118- 0000- 00000	ERARetireeHlth	296.00	296.00		16.95	279.05
21000- 3100- 52210- 0000- 001118- 0000- 00000	FICA Payments	917.00	917.00		52.56	864.44
21000- 3100- 52220- 0000- 001118- 0000- 00000	MedicarePaymnts	215.00	215.00		12.30	202.70
21000- 3100- 52312- 0000- 001118- 0000- 00000	Life	57.00	57.00			57.00
21000- 3100- 52500- 0000- 001118- 0000- 00000	UnemploymntComp	100.00	100.00		2.80	97.20
21000- 3100- 52710- 0000- 001118- 0000- 00000	WorkersCompPrem	156.00	156.00		156.00	
21000- 3100- 52720- 0000- 001118- 0000- 00000	WorkrsCompERFee	10.00	10.00			10.00
21000- 3100- 54411- 0000- 001118- 0000- 00000	Electricity	6,696.00	6,696.00	6,696.00		
21000- 3100- 54412- 0000- 001118- 0000- 00000	NatGasBuildings	1,260.00	1,260.00	1,260.00		
21000- 3100- 54415- 0000- 001118- 0000- 00000	Water/Sewage	2,156.00	2,156.00	1,998.25	157.75	
21000- 3100- 55915- 0000- 001118- 0000- 00000	OthContractSvcs	172,940.00	172,940.00	172,900.00		40.00

Balances through 07/31/2019 — **Fiscal Year 2019/20**

Funds- Func- Obj ct - Pr gm- Locat n- JbCl - Opt nl	Description	Adopted Budget	Revised Budget	Encumbered	Expenditure	Account Balance
Funds **21000 - Food Svcs**, Func **3100 - FoodSvcsOpertns** **(continued)**						
21000- 3100- 56116- 0000- 001118- 0000- 00000	Food	20,000.00	20,000.00			20,000.00
21000- 3100- 56118- 0000- 001118- 0000- 00000	GenSuppliesMats	251.00	251.00			251.00
21000- 3100- 57331- 0000- 001118- 0000- 00000	FixedAssets>$5k	159,415.00	159,415.00			159,415.00
21000- 3100- 57332- 0000- 001118- 0000- 00000	SupplAssets<$5k	5,126.00	5,126.00	42,355.72		37,229.72-
	Total for Funds 21000, Func 3100 and Expense accounts	**386,500.00**	**386,500.00**	**225,209.97**	**1,366.19**	**159,923.84**
Funds **23000 - Non-InstrctSupp**, Func **1000 - Instruction**						
23000- 1000- 56118- 1010- 001118- 0000- 00000	GenSuppliesMats	9,644.00	9,644.00			9,644.00
	Total for Funds 23000, Func 1000 and Expense accounts	**9,644.00**	**9,644.00**	**.00**	**.00**	**9,644.00**
Funds **24101 - Title I - IASA**, Func **1000 - Instruction**						
24101- 1000- 57332- 1010- 001118- 0000- 00000	SupplAssets<$5k	797.00	797.00	3,170.00		2,373.00-
	Total for Func 1000 and Expense accounts	**797.00**	**797.00**	**3,170.00**	**.00**	**2,373.00-**
Funds **24101 - Title I - IASA**, Func **2100 - SuppSvcsStudnts**						
24101- 2100- 51100- 0000- 001118- 1211- 00000	SalariesExpense,CoordSubS	61,018.00	61,018.00			61,018.00
24101- 2100- 51100- 0000- 001118- 1218- 00000	SalariesExpense,SchlStude	34,123.00	34,123.00			34,123.00
24101- 2100- 52111- 0000- 001118- 0000- 00000	EducRetirement	13,672.00	13,672.00			13,672.00
24101- 2100- 52112- 0000- 001118- 0000- 00000	ERARetireeHlth	1,900.00	1,900.00			1,900.00
24101- 2100- 52210- 0000- 001118- 0000- 00000	FICA Payments	5,888.00	5,888.00			5,888.00
24101- 2100- 52220- 0000- 001118- 0000- 00000	MedicarePaymnts	1,377.00	1,377.00			1,377.00
24101- 2100- 52311- 0000- 001118- 0000- 00000	Hth&MedPremiums	4,207.00	4,207.00			4,207.00
24101- 2100- 52312- 0000- 001118- 0000- 00000	Life	114.00	114.00			114.00
24101- 2100- 52313- 0000- 001118- 0000- 00000	Dental	206.00	206.00			206.00
24101- 2100- 52500- 0000- 001118- 0000- 00000	UnemploymntComp	200.00	200.00			200.00
24101- 2100- 52710- 0000- 001118- 0000- 00000	WorkersCompPrem	1,001.00	1,001.00		1,001.00	
24101- 2100- 52720- 0000- 001118- 0000- 00000	WorkrsCompERFee	20.00	20.00			20.00
24101- 2100- 53711- 0000- 001118- 0000- 00000	Other Charges	1,751.00	1,751.00			1,751.00
	Total for Func 2100 and Expense accounts	**125,477.00**	**125,477.00**	**.00**	**1,001.00**	**124,476.00**
	Total for Funds 24101	**126,274.00**	**126,274.00**	**3,170.00**	**1,001.00**	**122,103.00**
Funds **24106 - IDEABEntitlemnt**, Func **1000 - Instruction**						
24106- 1000- 51100- 2000- 001118- 1712- 00000	SalariesExpense,InstAsstS	47,212.00	47,212.00			47,212.00
24106- 1000- 52111- 0000- 001118- 0000- 00000	EducRetirement	5,360.00	5,360.00			5,360.00
24106- 1000- 52112- 0000- 001118- 0000- 00000	ERARetireeHlth	746.00	746.00			746.00
24106- 1000- 52210- 0000- 001118- 0000- 00000	FICA Payments	2,309.00	2,309.00			2,309.00
24106- 1000- 52220- 0000- 001118- 0000- 00000	MedicarePaymnts	541.00	541.00			541.00
24106- 1000- 52312- 0000- 001118- 0000- 00000	Life	171.00	171.00			171.00
24106- 1000- 52315- 0000- 001118- 0000- 00000	Disability	79.00	79.00			79.00

Selection Grouped by Account Type, Filtered by User Permissions, (Org = 130, Online/Offline = N, Period = 1, UnPosted JEs? = N, Assets and Liabilities? = N, Restricted Accts? = Y, Objct = 5, Func = 1-4, Obj Digits = 0, Page Break Lvl =)

SCHOOLABILITY

Balances through 07/31/2019 **Fiscal Year 2019/20**

Funds- Func- Obj ct - Pr gm- Locat n- JbCl - Opt nl	Description	Adopted Budget	Revised Budget	Encumbered	Expenditure	Account Balance
Funds **24106 - IDEABEntitlemnt**, Func **1000 - Instruction (continued)**						
24106- 1000- 52500- 0000- 001118- 0000- 00000	UnemploymntComp	300.00	300.00			300.00
24106- 1000- 52710- 0000- 001118- 0000- 00000	WorkersCompPrem	393.00	393.00		393.00	
24106- 1000- 52720- 0000- 001118- 0000- 00000	WorkrsCompERFee	30.00	30.00			30.00
24106- 1000- 56118- 2000- 001118- 0000- 00000	GenSuppliesMats	3,691.00	3,691.00			3,691.00
	Total for Func 1000 and Expense accounts	**60,832.00**	**60,832.00**	**.00**	**393.00**	**60,439.00**
Funds **24106 - IDEABEntitlemnt**, Func **2100 - SuppSvcsStudnts**						
24106- 2100- 53212- 2000- 001118- 0000- 00000	SpeechThrpsCont	23,558.00	23,558.00			23,558.00
	Total for Func 2100 and Expense accounts	**23,558.00**	**23,558.00**	**.00**	**.00**	**23,558.00**
	Total for Funds 24106	**84,390.00**	**84,390.00**	**.00**	**393.00**	**83,997.00**
Funds **24153 - EngLangAcquistn**, Func **1000 - Instruction**						
24153- 1000- 53330- 1010- 001118- 0000- 00000	ProfessDevelop	600.00	600.00			600.00
24153- 1000- 56113- 1010- 001118- 0000- 00000	Software	4,170.00	4,170.00			4,170.00
	Total for Funds 24153, Func 1000 and Expense accounts	**4,770.00**	**4,770.00**	**.00**	**.00**	**4,770.00**
Funds **24154 - TchPrinTrainRec**, Func **1000 - Instruction**						
24154- 1000- 53330- 1010- 001118- 0000- 00000	ProfessDevelop	19,666.00	19,666.00	916.26	2,786.72	15,963.02
	Total for Func 1000 and Expense accounts	**19,666.00**	**19,666.00**	**916.26**	**2,786.72**	**15,963.02**
Funds **24154 - TchPrinTrainRec**, Func **2400 - SupSvcsSchAdmin**						
24154- 2400- 53330- 0000- 001118- 0000- 00000	ProfessDevelop	4,000.00	4,000.00			4,000.00
	Total for Func 2400 and Expense accounts	**4,000.00**	**4,000.00**	**.00**	**.00**	**4,000.00**
	Total for Funds 24154	**23,666.00**	**23,666.00**	**916.26**	**2,786.72**	**19,963.02**
Funds **25153 - TitleXIX-3/21Yr**, Func **2100 - SuppSvcsStudnts**						
25153- 2100- 55915- 2000- 001118- 0000- 00000	OthContractSvcs	11,000.00	11,000.00			11,000.00
	Total for Funds 25153, Func 2100 and Expense accounts	**11,000.00**	**11,000.00**	**.00**	**.00**	**11,000.00**
Funds **25171 - Child&AdultFood**, Func **3100 - FoodSvcsOpertns**						
25171- 3100- 55915- 0000- 001118- 0000- 00000	OthContractSvcs	130,600.00	130,600.00			130,600.00
	Total for Funds 25171, Func 3100 and Expense accounts	**130,600.00**	**130,600.00**	**.00**	**.00**	**130,600.00**
Funds **26177 - ElemMidSchInit**, Func **1000 - Instruction**						
26177- 1000- 53711- 9000- 001118- 0000- 00000	Other Charges	1,500.00	1,500.00			1,500.00
26177- 1000- 56118- 1010- 001118- 0000- 00000	GenSuppliesMats	6,500.00	6,500.00			6,500.00
	Total for Funds 26177, Func 1000 and Expense accounts	**8,000.00**	**8,000.00**	**.00**	**.00**	**8,000.00**
Funds **27107 - 2012GOBondSB66**, Func **2200 - Suppt Svcs Inst**						
27107- 2200- 56114- 0000- 001118- 0000- 00000	LibraryAudioVis	3,068.00	3,068.00			3,068.00
	Total for Funds 27107, Func 2200 and Expense accounts	**3,068.00**	**3,068.00**	**.00**	**.00**	**3,068.00**

Balances through 07/31/2019 **Fiscal Year 2019/20**

Funds- Func- Obj ct - Pr gm- Locat n- JbCl - Opt nl	Description	Adopted Budget	Revised Budget	Encumbered	Expenditure	Account Balance
Funds **27149 - PreK Initiative**, Func **1000 - Instruction**						
27149- 1000- 51100- 1010- 001118- 1414- 00000	SalariesExpense,TeachersP	121,411.00	121,411.00			121,411.00
27149- 1000- 51100- 1010- 001118- 1714- 00000	SalariesExpense,InstAsstP	77,940.00	77,940.00			77,940.00
27149- 1000- 52111- 0000- 001118- 0000- 00000	EducRetirement	20,645.00	20,645.00			20,645.00
27149- 1000- 52112- 0000- 001118- 0000- 00000	ERARetireeHlth	2,870.00	2,870.00			2,870.00
27149- 1000- 52210- 0000- 001118- 0000- 00000	FICA Payments	8,889.00	8,889.00			8,889.00
27149- 1000- 52220- 0000- 001118- 0000- 00000	MedicarePaymnts	2,082.00	2,082.00			2,082.00
27149- 1000- 52311- 0000- 001118- 0000- 00000	Hth&MedPremiums	19,574.00	19,574.00			19,574.00
27149- 1000- 52312- 0000- 001118- 0000- 00000	Life	285.00	285.00			285.00
27149- 1000- 52313- 0000- 001118- 0000- 00000	Dental	1,335.00	1,335.00			1,335.00
27149- 1000- 52314- 0000- 001118- 0000- 00000	Vision	221.00	221.00			221.00
27149- 1000- 52500- 0000- 001118- 0000- 00000	UnemploymntComp	500.00	500.00			500.00
27149- 1000- 52710- 0000- 001118- 0000- 00000	WorkersCompPrem	1,512.00	1,512.00		1,512.00	
27149- 1000- 52720- 0000- 001118- 0000- 00000	WorkrsCompERFee	50.00	50.00			50.00
27149- 1000- 53330- 1010- 001118- 0000- 00000	ProfessDevelop	3,536.00	3,536.00			3,536.00
27149- 1000- 55817- 1010- 001118- 0000- 00000	Student Travel	801.00	801.00			801.00
27149- 1000- 55915- 1010- 001118- 0000- 00000	OthContractSvcs	3,300.00	3,300.00	3,300.00		
27149- 1000- 56118- 1010- 001118- 0000- 00000	GenSuppliesMats	7,920.00	7,920.00			7,920.00
27149- 1000- 57332- 1010- 001118- 0000- 00000	SupplAssets<$5k	6,232.00	6,232.00	1,200.00		5,032.00
	Total for Func 1000 and Expense accounts	**279,103.00**	**279,103.00**	**4,500.00**	**1,512.00**	**273,091.00**
Funds **27149 - PreK Initiative**, Func **2600 - Op&MaintofPlant**						
27149- 2600- 57332- 0000- 001118- 0000- 00000	SupplAssets<$5k	897.00	897.00	850.00		47.00
	Total for Func 2600 and Expense accounts	**897.00**	**897.00**	**850.00**	**.00**	**47.00**
	Total for Funds 27149	**280,000.00**	**280,000.00**	**5,350.00**	**1,512.00**	**273,138.00**
Funds **27166 - KinderThreePlus**, Func **1000 - Instruction**						
27166- 1000- 51300- 1010- 001118- 1411- 00000	AddtnlCompenstn,Teachers				25,699.59	25,699.59-
27166- 1000- 51300- 1010- 001118- 1711- 00000	AddtnlCompenstn,InstAsst1				2,726.88	2,726.88-
27166- 1000- 52111- 0000- 001118- 0000- 00000	EducRetirement				4,022.35	4,022.35-
27166- 1000- 52112- 0000- 001118- 0000- 00000	ERARetireeHlth				568.52	568.52-
27166- 1000- 52210- 0000- 001118- 0000- 00000	FICA Payments				1,762.44	1,762.44-
27166- 1000- 52220- 0000- 001118- 0000- 00000	MedicarePaymnts				412.19	412.19-
27166- 1000- 52500- 0000- 001118- 0000- 00000	UnemploymntComp				21.06	21.06-
27166- 1000- 53711- 1010- 001118- 0000- 00000	Other Charges			345.00		345.00-
27166- 1000- 56118- 1010- 001118- 0000- 00000	GenSuppliesMats			796.82		796.82-
	Total for Func 1000 and Expense accounts	**.00**	**.00**	**1,141.82**	**35,213.03**	**36,354.85-**
Funds **27166 - KinderThreePlus**, Func **2400 - SupSvcsSchAdmin**						

Balances through 07/31/2019 **Fiscal Year 2019/20**

Funds- Func- Obj ct - Pr gm- Locat n- JbCl - Opt nl	Description	Adopted Budget	Revised Budget	Encumbered	Expenditure	Account Balance
Funds **27166 - KinderThreePlus**, Func **2400 - SupSvcsSchAdmin**						
27166- 2400- 51300- 0000- 001118- 1112- 00000	AddtnlCompenstn,Principal				4,741.92	4,741.92-
27166- 2400- 51300- 0000- 001118- 1217- 00000	AddtnlCompenstn,SecClerTe				4,920.28	4,920.28-
27166- 2400- 52111- 0000- 001118- 0000- 00000	EducRetirement				1,273.30	1,273.30-
27166- 2400- 52112- 0000- 001118- 0000- 00000	ERARetireeHlth				193.24	193.24-
27166- 2400- 52210- 0000- 001118- 0000- 00000	FICA Payments				599.05	599.05-
27166- 2400- 52220- 0000- 001118- 0000- 00000	MedicarePaymnts				140.10	140.10-
27166- 2400- 52500- 0000- 001118- 0000- 00000	UnemploymntComp				16.24	16.24-
	Total for Func 2400 and Expense accounts	**.00**	**.00**	**.00**	**11,884.13**	**11,884.13-**
Funds **27166 - KinderThreePlus**, Func **2600 - Op&MaintofPlant**						
27166- 2600- 51300- 0000- 001118- 1615- 00000	AddtnlCompenstn,Custodial				1,688.58	1,688.58-
27166- 2600- 52111- 0000- 001118- 0000- 00000	EducRetirement				238.93	238.93-
27166- 2600- 52112- 0000- 001118- 0000- 00000	ERARetireeHlth				33.77	33.77-
27166- 2600- 52210- 0000- 001118- 0000- 00000	FICA Payments				104.69	104.69-
27166- 2600- 52220- 0000- 001118- 0000- 00000	MedicarePaymnts				24.48	24.48-
27166- 2600- 52500- 0000- 001118- 0000- 00000	UnemploymntComp				5.58	5.58-
	Total for Func 2600 and Expense accounts	**.00**	**.00**	**.00**	**2,096.03**	**2,096.03-**
Funds **27166 - KinderThreePlus**, Func **2700 - StudentTransptn**						
27166- 2700- 55112- 0000- 001118- 0000- 00000	TransCntractors			406.00		406.00-
	Total for Func 2700 and Expense accounts	**.00**	**.00**	**406.00**	**.00**	**406.00-**
	Total for Funds 27166	**.00**	**.00**	**1,547.82**	**49,193.19**	**50,741.01-**
Funds **27198 - K3 4&5**, Func **1000 - Instruction**						
27198- 1000- 51300- 1010- 001118- 1411- 00000	AddtnlCompenstn,Teachers				8,718.60	8,718.60-
27198- 1000- 52111- 0000- 001118- 0000- 00000	EducRetirement				1,233.69	1,233.69-
27198- 1000- 52112- 0000- 001118- 0000- 00000	ERARetireeHlth				174.37	174.37-
27198- 1000- 52210- 0000- 001118- 0000- 00000	FICA Payments				540.56	540.56-
27198- 1000- 52220- 0000- 001118- 0000- 00000	MedicarePaymnts				126.42	126.42-
	Total for Funds 27198, Func 1000 and Expense accounts	**.00**	**.00**	**.00**	**10,793.64**	**10,793.64-**
Funds **31600 - CapImprvmtsHB33**, Func **2300 - SupptSvcs-Admin**						
31600- 2300- 53712- 0000- 001118- 0000- 00000	CityTaxCollCost	2,220.00	2,220.00		30.09	2,189.91
	Total for Func 2300 and Expense accounts	**2,220.00**	**2,220.00**	**.00**	**30.09**	**2,189.91**
Funds **31600 - CapImprvmtsHB33**, Func **4000 - Capital Outlay**						
31600- 4000- 57200- 0000- 001118- 0000- 00000	BuildingPurchse	525,030.00	525,030.00			525,030.00
	Total for Func 4000 and Expense accounts	**525,030.00**	**525,030.00**	**.00**	**.00**	**525,030.00**
	Total for Funds 31600	**527,250.00**	**527,250.00**	**.00**	**30.09**	**527,219.91**

Selection Grouped by Account Type, Filtered by User Permissions, (Org = 130, Online/Offline = N, Period = 1, UnPosted JEs? = N, Assets and Liabilities? = N, Restricted Accts? = Y, Objct = 5, Func = 1-4, Obj Digits = 0, Page Break Lvl =)

SCHOOLABILITY

Balances through 07/31/2019 **Fiscal Year 2019/20**

Funds- Func- Obj ct - Pr gm- Locat n- JbCl - Opt nl	Description	Adopted Budget	Revised Budget	Encumbered	Expenditure	Account Balance
Funds **31700 - CapImprvmtsSB-9**, Func **4000 - Capital Outlay**						
31700- 4000- 57331- 0000- 001118- 0000- 00000	FixedAssets>$5k	13,189.00	13,189.00			13,189.00
31700- 4000- 57332- 0000- 001118- 0000- 00000	SupplAssets<$5k	13,751.00	13,751.00			13,751.00
	Total for Funds 31700, Func 4000 and Expense accounts	**26,940.00**	**26,940.00**	**.00**	**.00**	**26,940.00**
Funds **31701 - CapImprvsSB9Loc**, Func **2300 - SupptSvcs-Admin**						
31701- 2300- 53712- 0000- 001118- 0000- 00000	CityTaxCollCost	1,099.00	1,099.00		14.99	1,084.01
	Total for Func 2300 and Expense accounts	**1,099.00**	**1,099.00**	**.00**	**14.99**	**1,084.01**
Funds **31701 - CapImprvsSB9Loc**, Func **4000 - Capital Outlay**						
31701- 4000- 54315- 0000- 001118- 0000- 00000	MntRepBlgsGrdEq	41,500.00	41,500.00			41,500.00
31701- 4000- 57112- 0000- 001118- 0000- 00000	LandImprovments	15,000.00	15,000.00			15,000.00
31701- 4000- 57200- 0000- 001118- 0000- 00000	BuildingPurchse	186,231.00	186,231.00			186,231.00
31701- 4000- 57331- 0000- 001118- 0000- 00000	FixedAssets>$5k	6,811.00	6,811.00			6,811.00
31701- 4000- 57332- 0000- 001118- 0000- 00000	SupplAssets<$5k	39,359.00	39,359.00			39,359.00
	Total for Func 4000 and Expense accounts	**288,901.00**	**288,901.00**	**.00**	**.00**	**288,901.00**
	Total for Funds 31701	**290,000.00**	**290,000.00**	**.00**	**14.99**	**289,985.01**
Funds **91005 - Yearbook**, Func **1000 - Instruction**						
91005- 1000- 56118- 1010- 001118- 0000- 00000	GenSuppliesMats			673.00		673.00-
	Total for Funds 91005, Func 1000 and Expense accounts	**.00**	**.00**	**673.00**	**.00**	**673.00-**
	Total for Org 130 - Christine Duncan Heritage	**6,635,825.00**	**6,635,825.00**	**933,524.64**	**195,596.19**	**5,506,704.17**