

**Christine Duncan Heritage Academy**  
**Financial Update**  
**August 16, 2021**

**A.** BARs

	<u>BAR #</u>	<u>Fund Description</u>	<u>Reason/Type</u>	<u>Amount</u>
1	001-118-2122-0003-M	NM GEAR UP	Maintenance	-
2				
3				

**B.** Payroll & Accounts Payable Payment Vouchers

- 1 July 2021
- 2

**C.** Financial Statement Reports - as of July 31, 2021

- 1 Financial Analysis
- 2 Bank Reconciliations
- 3
- 4

**D.** Other

- 1
- 2
- 3
- 4
- 5

Must submit backup for all BARs, except transfers of funds for SEG or direct grants

**STATE OF NEW MEXICO**  
**PUBLIC EDUCATION DEPARTMENT**  
 300 Don Gaspar Santa Fe, NM 87501-2786  
**Budget Adjustment Request**

Page 2 of 32  
 Doc. ID: 001-118-2122-0003-M  
 Fund Type: Direct Grant  
 Adjustment Type: Maintenance

Fiscal Year: 2021-2022

Entity Name: Christine Duncan's Heritage Academy

Adjustment Changes Intent/Scope of Program Yes or No?: No

Contact: Angela Lerner, Business Manager

Total Approved Budget (Flowthrough):

Phone: 505-459-1895

Email: angie@k12accounting.com

<b>FLOWTHROUGH ONLY</b> <p style="text-align: center;">Budget Period: Jul 1 2021 12:00AM      To: Jun 30 2022 12:00AM</p> <p style="text-align: center;">A. Approved Carryover:</p> <p style="text-align: center;">B. Total Current Year Allocation:</p> <p style="text-align: center;">D. Total Funding Available:</p>
--

Fund	Function	Object	Program	Job Class	Present Budget	Adj Amt Exp	Adj Budget	ADD'L FTE
25205 "GEAR UP" NM State Initiatives	1000 Instruction	56113 Software	1010 Regular Education (K-12) Programs	0000 No Job Class	\$11,400	(\$1,000)	\$10,400	
25205 "GEAR UP" NM State Initiatives	1000 Instruction	56118 General Supplies and Materials	1010 Regular Education (K-12) Programs	0000 No Job Class	\$4,300	\$1,000	\$5,300	
Sub Total						\$0		
Indirect Cost								
<b>DOC. TOTAL</b>						<b>\$0</b>		

**Justification:**

as per grant coordinator moving money for supplies

Compliance with Sections 10-15-1 and 22-8-12, NMSA, 1978 Compilation:

A. The requested budget/changes were authorized at a scheduled Board of Education or Governance Council meeting open to the public on:

B. Justification for the transfer: Explanation such as "underbudgeted", "insufficient budget", or "needed to close out Project" ARE NOT ACCEPTABLE. Attach additional sheets if necessary.

ALL TRANSFER BARS MUST NET OUT TO ZERO ON THE DOC. TOTAL LINE.

**Checks Dated 07/01/2021 through 07/31/2021**

Check Number	Check Date	Pay to the Order of	Check Amount
12838	07/09/2021	Alicia Garcia	399.00
12839	07/09/2021	Alpine Protection LLC	79.98
12840	07/09/2021	Association of Charter School Education Services	20,588.00
12841	07/09/2021	Saylor Family Trust, LLC	35,000.00
12842	07/09/2021	Saylor Family Trust, LLC	505.33
12848	07/26/2021	ABCWUA	868.68
12849	07/26/2021	Amaros Carpet Cleaning	280.48
12850	07/26/2021	Bilingual Nation USA LLC	1,600.00
12851	07/26/2021	Charter School Nursing Service	5,493.53
12852	07/26/2021	Cooperative Educational Services	491.25
12853	07/26/2021	Crystal Springs	881.11
12854	07/26/2021	Dual Language Education of New Mexico	1,920.00
12855	07/26/2021	Ephesus Office Technologies	38.00
12856	07/26/2021	Moss Adams LLP	215.75
12857	07/26/2021	Quill Corporation	561.06
12858	07/26/2021	Roberto Muro	848.24
12859	07/26/2021	School Health Corporation	576.32
12860	07/26/2021	Thinking Maps, Inc.	2,650.00
12861	07/26/2021	Verizon Wireless	106.60
12862	07/26/2021	Western State Fire Protection Co.	1,816.34
12863	07/29/2021	ABCWUA	817.24
12864	07/29/2021	Albuquerque Public Schools Graphics	212.80
12865	07/29/2021	Amaros Carpet Cleaning	4,644.23
12866	07/29/2021	Association of Charter School Education Services	2,140.82
12867	07/29/2021	Brady Industries, LLC	12.01
12868	07/29/2021	Comcast	356.71
12869	07/29/2021	Crystal Springs	34.50
12870	07/29/2021	Istation	21,603.05
12871	07/29/2021	Orkin Pest Control	224.38
12872	07/29/2021	PNM	5,160.46
12873	07/29/2021	Roberto Muro	36.91
12874	07/29/2021	School Equipment, Inc.	2,793.35
12875	07/29/2021	School Health Corporation	869.83
12897	07/28/2021	NM Dept of Workforce Solutions	1,646.06
12898	07/23/2021	American Family Life	367.44
VCH-00000123	07/13/2021	NM Educational RetirementBoard	144,489.92
VCH-00000124	07/08/2021	NM RHC	17,743.45
VCH-00000125	07/22/2021	NM Taxation/Revenue Department	5,681.09
VCH-00000126	07/07/2021	NMPSIA	20,206.12
VCH-00000127	07/29/2021	New Mexico Taxation and Revenue Department	202.10
<b>Total Number of Checks</b>			<b>40</b>
			<b>304,162.14</b>

**Fund Recap**

Fund	Description	Check Count	Expensed Amount
11000	Operational Fund	37	261,628.57
21000	Food Services Fund	9	2,244.22
24101	Title I - IASA	8	12,650.92
24106	IDEA-B Entitlement	6	2,514.83
24146	Charter Schools	6	5,363.28

The preceding Checks have been issued in accordance with the District's Policy and authorization of the Board of Trustees. It is recommended that the preceding Checks be approved.



Page 1 of 2

**Checks Dated 07/01/2021 through 07/31/2021**

Check Number	Check Date	Pay to the Order of	Check Amount
--------------	------------	---------------------	--------------

**Fund Recap**

<u>Fund</u>	<u>Description</u>	<u>Check Count</u>	<u>Expensed Amount</u>
24154	Teach./Princp. Train & Recruit	1	1,920.00
24307	CARES Act SEL	2	233.23
25205	Gear Up New Mexico Initiative	6	5,676.52
26177	Elementry & Mid Sch Initiative	4	571.95
27149	PreK Initiative	8	8,565.27
31700	Capital Improv. SB9	1	2,793.35
	Total Number of Checks	<b>40</b>	304,162.14
	Less Unpaid Tax Liability		.00
	<b>Net (Check Amount)</b>		<b>304,162.14</b>

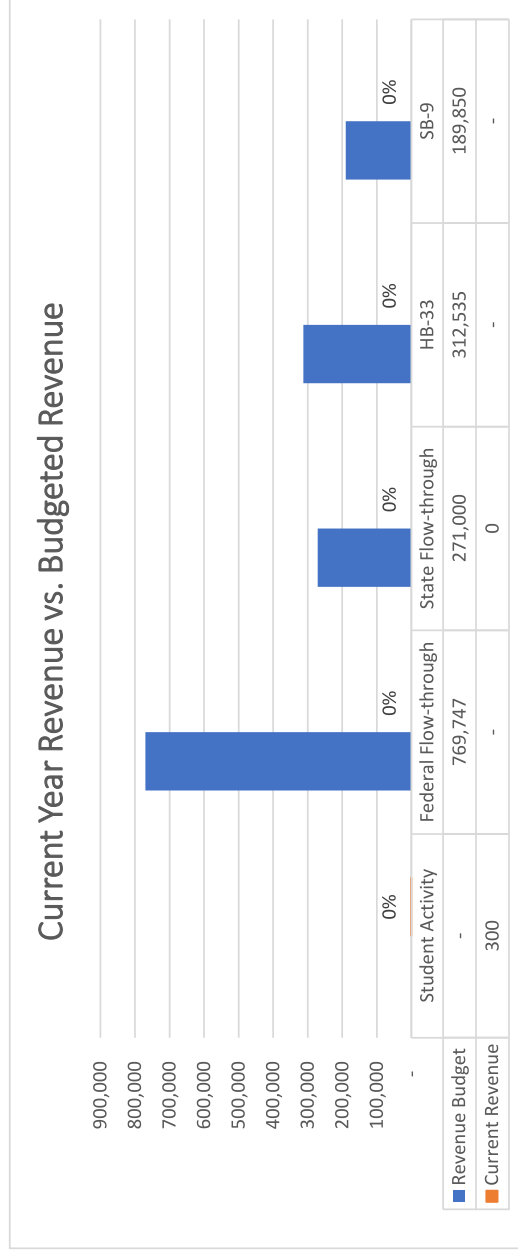
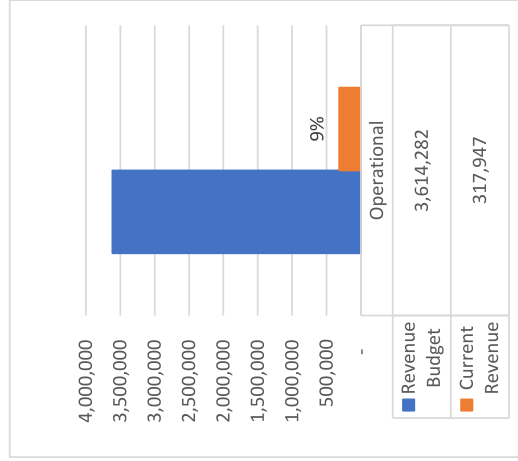
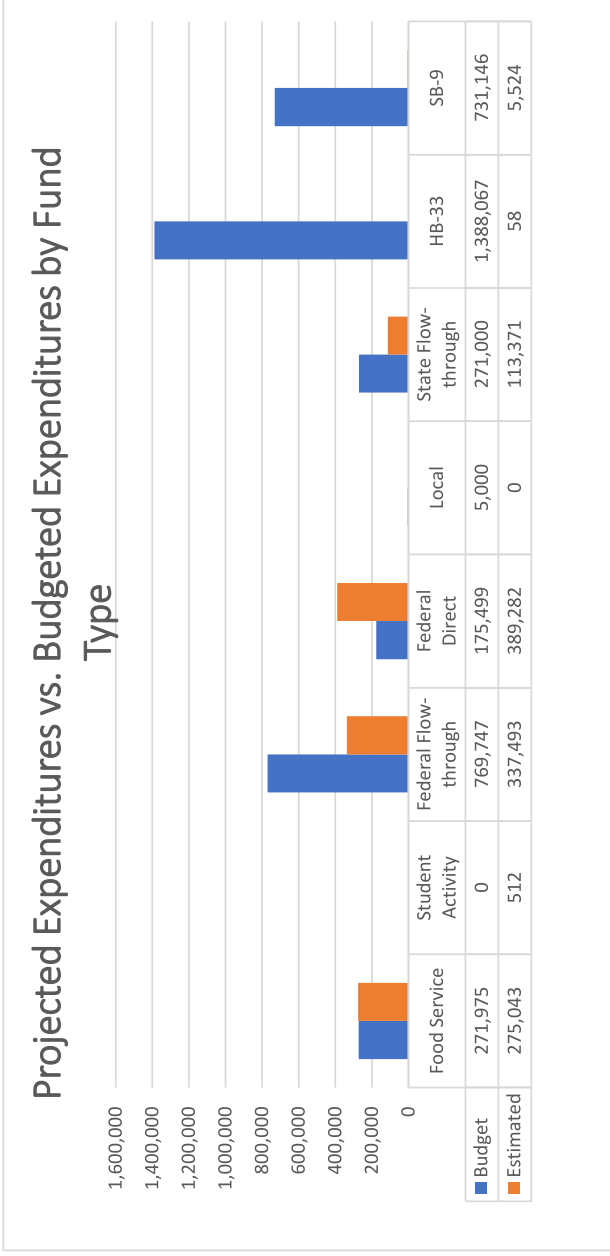
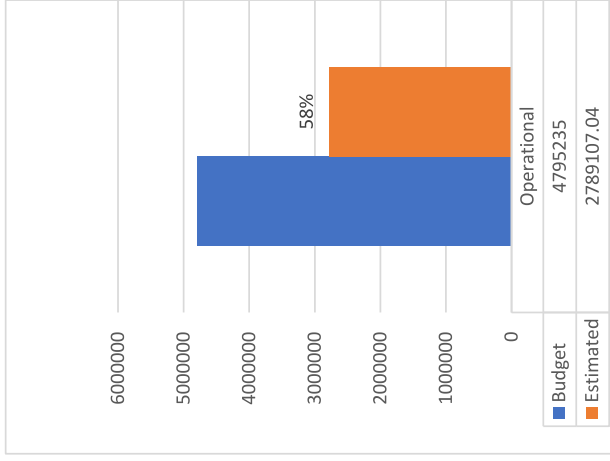
The preceding Checks have been issued in accordance with the District's Policy and authorization of the Board of Trustees. It is recommended that the preceding Checks be approved.



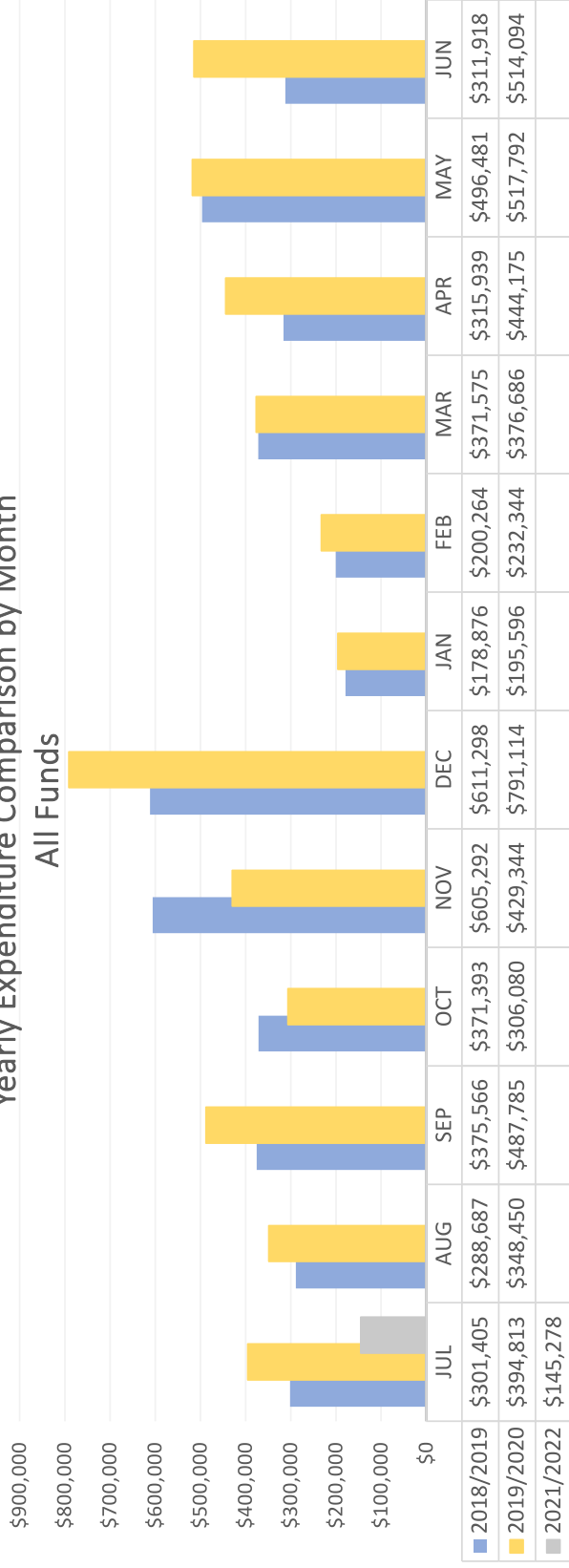
# Christine Duncan Heritage Academy

## Expenditure Analytical Review

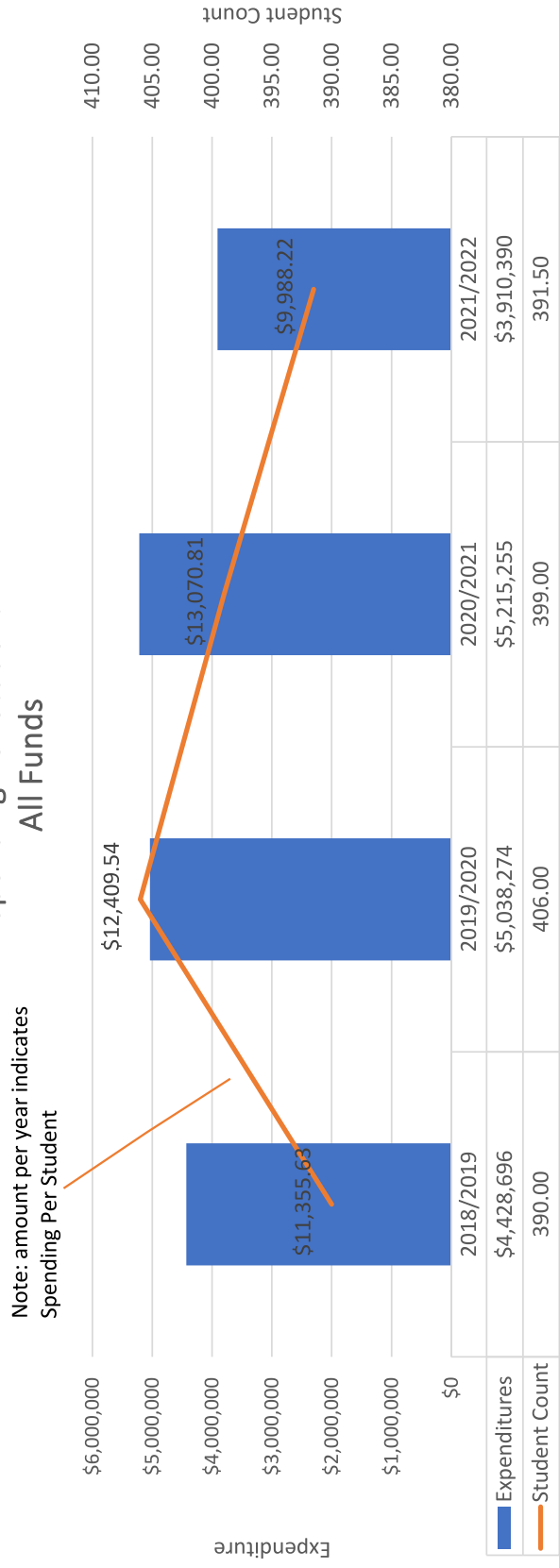
July 31, 2021



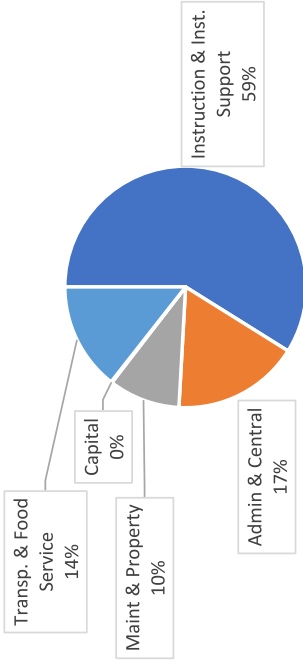
### Yearly Expenditure Comparison by Month All Funds



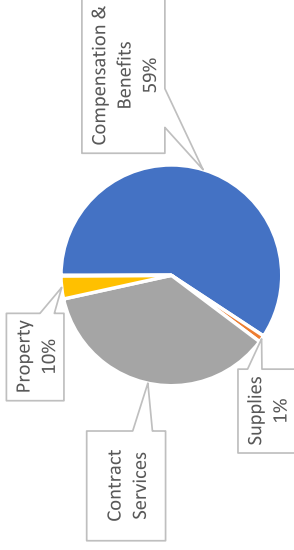
### Spending Per Student All Funds




### Estimated Expenditures by Function - All Funds




### Estimated Expenditures by Object - All Funds



### Object Code Change in Percentage by Month (All Funds - Exp & Encumbrance)



### Function Code Change in Percentage by Month (All Funds - Exp & Encumbrance)



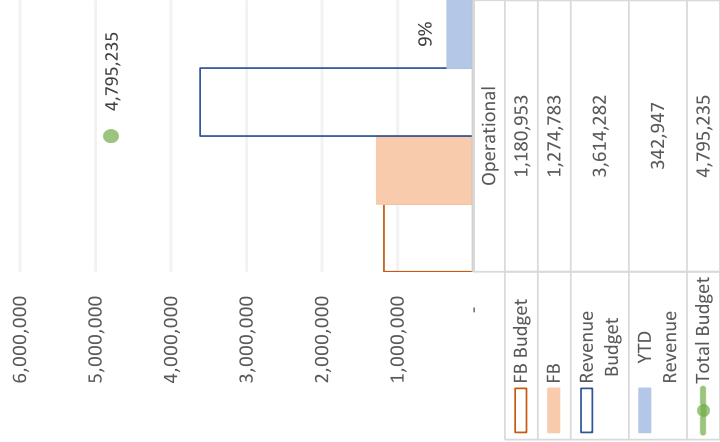
### Monthly Cash Balance All Funds

Operational Fund Cash  
Liquidity is 5.35

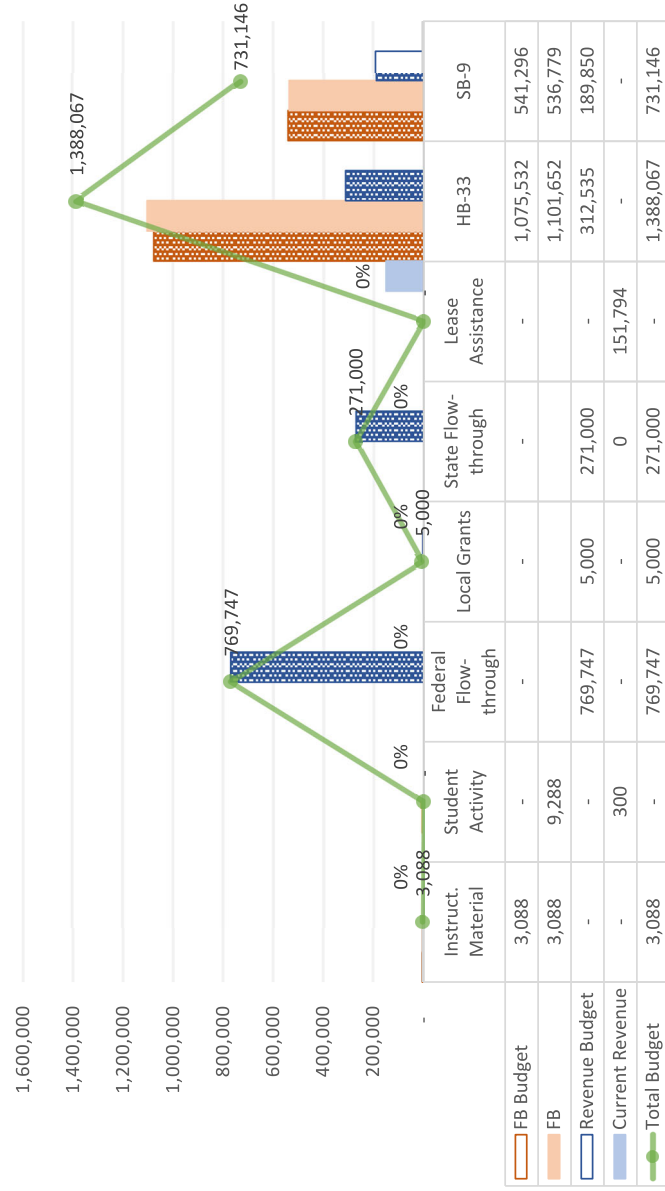
\$4,000,000  
\$3,500,000  
\$3,000,000  
\$2,500,000  
\$2,000,000  
\$1,500,000  
\$1,000,000  
\$500,000  
\$0

	JUL	AUG	SEP	OCT	NOV	DEC	JAN	FEB	MAR	APR	MAY	JUN
FY2020	\$1,557,470	\$1,838,599	\$2,088,477	\$1,992,347	\$1,995,331	\$1,827,592	\$1,863,511	\$2,169,357	\$2,020,303	\$2,080,901	\$2,084,255	\$2,139,993
FY2021	\$2,468,221	\$2,522,378	\$2,377,895	\$2,315,867	\$2,347,940	\$2,426,341	\$2,641,251	\$2,745,325	\$2,922,452	\$2,928,563	\$3,012,910	\$3,145,838
FY2022	\$3,600,615											

### (Operational Fund Only)




### Current Year Revenue vs. Budgeted Revenue & Beg Fund Balance vs. Budgeted Fund Balance





# Analyzed Business Checking - PF

Account number: 9790384409 ■ July 1, 2021 - July 31, 2021 ■ Page 1 of 3



CHRISTINE DUNCAN'S HERITAGE ACADEMY  
1900 ATRISCO DR NW  
ALBUQUERQUE NM 87120-1146

## Questions?

Call your Customer Service Officer or Client Services  
**1-800-AT WELLS** (1-800-289-3557)  
5:00 AM TO 6:00 PM Pacific Time Monday - Friday

Online: [wellsfargo.com](http://wellsfargo.com)

Write: Wells Fargo Bank, N.A. (585)  
P.O. Box 6995  
Portland, OR 97228-6995

## Account summary

### Analyzed Business Checking - PF

Account number	Beginning balance	Total credits	Total debits	Ending balance
9790384409	\$3,251,758.00	\$938,175.69	-\$525,263.54	\$3,664,670.15

## Credits

### Deposits

Effective date	Posted date	Amount	Transaction detail
07/08	07/09	1,587.68	Reversal of Check Posted 7-08-21 Reposted 7-09-21 for \$1,587.60 Our Ref: 7-08-21 00000000
07/13	07/14	769.27	Reversal of Check Posted 7-13-21 Reposted 7-14-21 as Serial 0000012825 Our Ref: 7-13-21 00000000
		<b>\$2,356.95</b>	<b>Total deposits</b>

### Electronic deposits/bank credits

Effective date	Posted date	Amount	Transaction detail
	07/01	25,000.00	Post Verify Deposit
	07/12	2,743.23	State of NEW Mex Vndr Pymt Nmap0001139906 CD.Rfr.April2021 Gunm Invoice-CD.Rfr.April2021
	07/15	317,947.20	APS Payments Christine Dncn Christine Duncan Ha Cs
	07/15	6,723.96	State of NEW Mex Vndr Pymt Nmap0001143586 CD.Rfr.May2021 Gear Up-Invoice # CD.Rfr.May2021
	07/16	63.87	Sandoval County ACH Paymen 424944 Christine Duncan Herit
	07/20	8,527.37	Bernalillo Count Distr_Pymt Christine Duncans Heri
	07/20	31.16	Sandoval County ACH Paymen 425542 Christine Duncan Herit
	07/23	90,017.49	Post Verify Deposit
	07/23	32,608.36	State of NEW Mex Vndr Pymt Nmap0001149270 CD.Rfr.June2021 Gunm Invoice #CD.Rfr.June2021
	07/27	75,896.75	State of NEW Mex Vndr Pymt Nmap0001151109 IN21-00006 Lease Assistance IN21-00006
	07/28	300,062.60	Post Verify Deposit



**Electronic deposits/bank credits (continued)**

Effective date	Posted date	Amount	Transaction detail
	07/29	75,896.75	State of NEW Mex Vndr Pymt Nmap0001152458 IN21-00007 Lease Assistance IN21-00007
	07/30	300.00	Post Verify Deposit
		<b>\$935,818.74</b>	<b>Total electronic deposits/bank credits</b>
		<b>\$938,175.69</b>	<b>Total credits</b>

**Debits**

**Electronic debits/bank debits**

Effective date	Posted date	Amount	Transaction detail
	07/07	20,206.12	WT Seq104959 State of NEW Mexico /Bnf=Nmpsia Srf# Gw00000043169534 Trn#210707104959 Rfb# 50
	07/07	74,184.35	ACH Prep Origintn - Christine Duncan - File 7878782339 Coid 1205009183
	07/08	17,743.45	WT Seq125446 State of NEW Mexico /Bnf=NM Rehtiree Healthcare Srf# Gw00000043207056 Trn#210708125446 Rfb# 51
	07/08	2,360.25	< Business to Business ACH Debit - IRS Usatxpymt 070821 270158903847779 Christine Duncans Heri
	07/09	26,082.79	< Business to Business ACH Debit - IRS Usatxpymt 070921 270159022127463 Christine Duncans Heri
	07/12	305.07	Client Analysis Srvc Chrg 210709 Svc Chge 0621 000009790384409
	07/13	144,489.92	< Business to Business ACH Debit - Nmerb Web Pay 210712 02353 Christine Duncan Herit
	07/21	42,831.97	ACH Prep Origintn - Christine Duncan - File 7878782339 Coid 1205009183
	07/22	5,155.96	ACH Prep Origintn - Christine Duncan - File 7878782339 Coid 1205009183
	07/22	5,681.09	< Business to Business ACH Debit - Tax_Rev_Wwt_Ecks Trd Pmnt 210721 1227826944 Christine Duncan Herit
	07/23	12,946.18	< Business to Business ACH Debit - IRS Usatxpymt 072321 270160473598584 Christine Duncans Heri
	07/23	1,630.57	< Business to Business ACH Debit - IRS Usatxpymt 072321 270160450978496 Christine Duncans Heri
	07/23	367.44	< Business to Business ACH Debit - AFLAC Insurance 072121 L7U96244819 Christine Duncans
	07/28	1,646.06	< Business to Business ACH Debit - State of NM Dws Ui Payment 2134594 Christina Duncan Commu
	07/29	202.10	< Business to Business ACH Debit - Tax_Rev_Wkc_Ecks Trd Pmnt 210727 1373480704 Christine Duncan's Her
	07/30	275.40	< Business to Business ACH Debit - IRS Usatxpymt 073021 270161174730332 Christine Duncans Heri
		<b>\$356,108.72</b>	<b>Total electronic debits/bank debits</b>

< **Business to Business ACH:** If this is a business account, this transaction has a return time frame of one business day from post date. This time frame does not apply to consumer accounts.

**Checks paid**

Number	Amount	Date	Number	Amount	Date	Number	Amount	Date
12755	6,800.00	07/30	12769*	219.22	07/02	12774*	301.80	07/06
12762*	24,475.28	07/07	12772*	112.19	07/08	12775	713.79	07/01



**Checks paid (continued)**

Number	Amount	Date	Number	Amount	Date	Number	Amount	Date
12782 *	916.05	07/26	12813	420.42	07/06	12833 *	1,209.03	07/13
12783	270.67	07/08	12815 *	1,587.68	07/08	12834	212.79	07/19
12788 *	219.22	07/13	12815	1,587.60	07/09	12835	170.23	07/14
12790 *	219.22	07/27	12816	700.00	07/28	12836	385.50	07/12
12799 *	79.98	07/21	12817	39.99	07/12	12840 *	20,588.00	07/20
12800	841.44	07/07	12818	441.00	07/13	12841	35,000.00	07/19
12801	15,339.88	07/08	12819	2,000.00	07/06	12842	505.33	07/19
12802	17,608.50	07/13	12820	600.83	07/13	12844 *	731.42	07/28
12803	3,094.00	07/30	12821	1,058.74	07/12	12845	1,640.95	07/26
12804	153.75	07/07	12822	1,280.90	07/13	12846	2,737.81	07/27
12805	676.93	07/28	12823	877.11	07/12	12848 *	868.68	07/29
12806	457.11	07/08	12824	1,785.39	07/12	12852 *	491.25	07/29
12807	330.02	07/13	12825	769.27	07/14	12854 *	769.27	07/13
12809 *	307.45	07/07	12829 *	340.47	07/28	12858 *	848.24	07/28
12810	3,500.00	07/09	12830	859.44	07/12	12880 *	92.35	07/30
12811	860.10	07/13	12831	929.92	07/21	12890 *	184.70	07/30
12812	9,943.91	07/29						
			<b>\$169,154.82</b>	<b>Total checks paid</b>				

\* Gap in check sequence.

**\$525,263.54 Total debits**

**Daily ledger balance summary**

Date	Balance	Date	Balance	Date	Balance
06/30	3,251,758.00	07/13	2,915,103.64	07/22	3,137,241.93
07/01	3,276,044.21	07/14	2,914,933.41	07/23	3,244,923.59
07/02	3,275,824.99	07/15	3,239,604.57	07/26	3,242,366.59
07/06	3,273,102.77	07/16	3,239,668.44	07/27	3,315,306.31
07/07	3,152,934.38	07/19	3,203,950.32	07/28	3,610,425.79
07/08	3,115,063.15	07/20	3,191,920.85	07/29	3,674,816.60
07/09	3,085,480.44	07/21	3,148,078.98	07/30	3,664,670.15
07/12	3,082,912.43				
<b>Average daily ledger balance</b>		<b>\$3,246,343.98</b>			

 **IMPORTANT ACCOUNT INFORMATION**

Effective September 1, 2021, the non-Wells Fargo ATM balance inquiry fee will increase from \$2.00 to \$2.50, and the non-Wells Fargo ATM transfer fee will increase from \$2.00 to \$2.50. To avoid these fees, monitor your balances and transfer money by accessing Wells Fargo ATMs, calling the number on the back of your card, and using Wells Fargo Online® or the Wells Fargo Mobile® app. Availability may be affected by your mobile carrier's coverage area. Your mobile carrier's message and data rates may apply. These fees may not be applicable to all customers and may vary depending on the type of Account you have. For more details, refer to the applicable Wells Fargo Fee and Information Schedule for your Account.

Statement Date 07/31/2021

Cash Object 11010

Status Posted

Journal Entry # CA22-00001

Bank Statement Ending Balance 3,664,670.15  
 Less: Uncleared Payments 65,502.36  
 Add: Uncleared Deposits 0.00  
 Add: Uncleared Other 0.00  
 Adjusted Bank Balance 3,599,167.79  
 System Cash Balance 3,599,167.79  
 Add: Unposted Charges and Interest 0.00  
 Revised System Cash Balance 3,599,167.79  
 Difference 0.00

Service Charge 305.07  
 Interest Earned 0.00  
 Cleared Payments 522,601.52  
 Cleared Deposits 935,818.74  
 Cleared Other 305.07-  
 Submitted By JPINEDA, 08/11/2021  
 Posted By ALERNER, 08/11/2021

Uncleared Payments

Issued	Check #	Check Amount	Pay To Name	Vendor ID	Emp ID	Bank Acct
11/27/20	12357	219.22	NM Child Supp Enforc Agency	901001		130MAIN
02/17/21	12493(*)		Dual Language Education of New Mexicc	000156		130MAIN
03/31/21	12564	36.53	Brady Industries, LLC	000620		130MAIN
03/31/21	12565(*)		Crystal Springs	010183		130MAIN
03/31/21	12566	38.00	Ephesus Office Technologies	000209		130MAIN
04/13/21	12598(*)		Charter School Nursing Service	000251		130MAIN
05/27/21	12706	16.00	Espinosa, Rosemary	010120		130MAIN
06/11/21	12724	219.22	NM Child Supp Enforc Agency	901001		130MAIN
06/17/21	12741(*)		Bilingual Nation USA LLC	000663		130MAIN
06/17/21	12760	2,491.06	Poweron Technology Services	010178		130MAIN
06/21/21	12765	345.86	The CLM Group, Inc	010148		130MAIN
06/24/21	12771	200.00	Metropolitan Life Insurance	901002		130MAIN
06/29/21	12776	301.80	Gina Gonzalez-Young		000227	130MAIN
06/29/21	12779	111.18	Mercedes Lozano		000154	130MAIN
06/30/21	12808	1,000.00	Leos Gonzalez, Rafael	010135		130MAIN
06/30/21	12814	1,104.64	Run to Clean, LLC	010157		130MAIN
07/08/21	12826	340.47	Araceli Gutierrez		000062	130MAIN
07/08/21	12827	340.47	Flor D. Jarvis		000165	130MAIN
07/08/21	12828	127.67	Mercedes Lozano		000154	130MAIN
07/08/21	12832	302.92	Daniela Reyes		000232	130MAIN
07/09/21	12838	399.00	Alicia Garcia	010170		130MAIN
07/09/21	12839	79.98	Alpine Protection LLC	010013		130MAIN
07/26/21	12849	280.48	Amaros Carpet Cleaning	010114		130MAIN
07/26/21	12850	1,600.00	Bilingual Nation USA LLC	000663		130MAIN
07/26/21	12851	5,493.53	Charter School Nursing Service	000251		130MAIN
07/26/21	12853	881.11	Crystal Springs	010183		130MAIN

Selection Grouped by Org, Cash Object, Statement Date - Sorted by Item date, Item #, (Org = 130, Cash Object IN ('11010'), Bank Statement Date = 7/31/2021, Uncleared Only? = No)



Statement Date 07/31/2021

Cash Object 11010

Journal Entry # CA22-00001

Status Posted

Issued	Check #	Check Amount	Pay To Name	Vendor ID	Emp ID	Bank Acct
07/26/21	12854	1,920.00	Dual Language Education of New Mexicc	000156		130MAIN
07/26/21	12855	38.00	Ephesus Office Technologies	000209		130MAIN
07/26/21	12856	215.75	Moss Adams LLP	901011		130MAIN
07/26/21	12857	561.06	Quill Corporation	000214		130MAIN
07/26/21	12859	576.32	School Health Corporation	010068		130MAIN
07/26/21	12860	2,650.00	Thinking Maps, Inc.	010214		130MAIN
07/26/21	12861	106.60	Verizon Wireless	000206		130MAIN
07/26/21	12862	1,816.34	Western State Fire Protection Co.	000577		130MAIN
07/27/21	12847	1,397.61	EFTPS	900004		130MAIN
07/29/21	12863	817.24	ABCWUA	000221		130MAIN
07/29/21	12864	212.80	Albuquerque Public Schools Graphics	000106		130MAIN
07/29/21	12865	4,644.23	Amaros Carpet Cleaning	010114		130MAIN
07/29/21	12866	2,140.82	Association of Charter School Education Ser	000635		130MAIN
07/29/21	12867	12.01	Brady Industries, LLC	000620		130MAIN
07/29/21	12868	356.71	Comcast	000208		130MAIN
07/29/21	12869	34.50	Crystal Springs	010183		130MAIN
07/29/21	12870	21,603.05	Istation	010006		130MAIN
07/29/21	12871	224.38	Orkin Pest Control	000697		130MAIN
07/29/21	12872	5,160.46	PNM	000178		130MAIN
07/29/21	12873	36.91	Roberto Muro	000693		130MAIN
07/29/21	12874	2,793.35	School Equipment, Inc.	010115		130MAIN
07/29/21	12875	869.83	School Health Corporation	010068		130MAIN
07/30/21	12876	92.35	Jennie M. Aragon		000195	130MAIN
07/30/21	12877	92.35	Luz Adriana Arias		000198	130MAIN
07/30/21	12878	92.35	Barbara J. Bustos		000220	130MAIN
07/30/21	12879	92.35	Theresa A. Bustos		000218	130MAIN
07/30/21	12881	92.35	Toni Chavez-Gomez		000228	130MAIN
07/30/21	12882	92.35	Gina Gonzalez-Young		000227	130MAIN
07/30/21	12883	92.35	Maria V. Granados Gomez		000201	130MAIN
07/30/21	12884	92.35	Araceli Gutierrez		000062	130MAIN
07/30/21	12885	92.35	Flor D. Jarvis		000165	130MAIN
07/30/21	12886	92.35	Mercedes Lozano		000154	130MAIN
07/30/21	12887	92.35	Melissa Y. Maestas		000207	130MAIN
07/30/21	12888	92.35	Biri D. Marquez		000222	130MAIN
07/30/21	12889	92.35	Sandra Martinez		000143	130MAIN

Selection Grouped by Org, Cash Object, Statement Date - Sorted by Item date, Item #, (Org = 130, Cash Object IN ('11010'), Bank Statement Date = 7/31/2021, Uncleared Only? = No)



Statement Date 07/31/2021

Cash Object 11010

Status Posted Journal Entry # CA22-00001

Uncleared Payments Issued	Check #	Check Amount	Pay To Name	Vendor ID	Emp ID	Bank Acct
07/30/21	12891	92.35	Luis A. Renteria		000147	130MAIN
07/30/21	12892	92.35	Elena I. Zuniga De Meza		000206	130MAIN
		<b>65,502.36</b>	(*) Cancelled Payments			<b>9,092.28</b>

Cleared Payments Issued	Check #	Check Amount	Cleared Amount	Difference	Cleared	Pay To Name	Vendor ID	Emp ID	Bank Acct
06/17/21	12755	6,800.00	6,800.00		07/31/21	AVID Center	010199		130MAIN
06/21/21	12762	24,475.28	24,475.28		07/31/21	Association of Charter School Education Ser	000635		130MAIN
06/24/21	12772	112.19	112.19		07/31/21	Orkin Pest Control	000697		130MAIN
06/25/21	12769	219.22	219.22		07/31/21	NM Child Supp Enforc Agency	901001		130MAIN
06/29/21	12774	301.80	301.80		07/31/21	Theresa A. Bustos		000218	130MAIN
06/29/21	12775	713.79	713.79		07/31/21	Jessica Carrillo		000184	130MAIN
06/29/21	12782	916.05	916.05		07/31/21	Fatima M. Sandoval		000217	130MAIN
06/29/21	12783	270.67	270.67		07/31/21	Julie Weeks		000152	130MAIN
06/30/21	12799	79.98	79.98		07/31/21	Alpine Protection LLC	010013		130MAIN
06/30/21	12800	841.44	841.44		07/31/21	Amaros Carpet Cleaning	010114		130MAIN
06/30/21	12801	15,339.88	15,339.88		07/31/21	Archway NM Book Depository	000211		130MAIN
06/30/21	12802	17,608.50	17,608.50		07/31/21	Association of Charter School Education Ser	000635		130MAIN
06/30/21	12803	3,094.00	3,094.00		07/31/21	AVID Center	010199		130MAIN
06/30/21	12804	153.75	153.75		07/31/21	Crystal Springs	010183		130MAIN
06/30/21	12805	676.93	676.93		07/31/21	De Lage Landen Financial Services	000411		130MAIN
06/30/21	12806	457.11	457.11		07/31/21	Ephesus Office Technologies	000209		130MAIN
06/30/21	12807	330.02	330.02		07/31/21	Jesus A Moncada	000111		130MAIN
06/30/21	12809	307.45	307.45		07/31/21	Melissa Mendonca	010202		130MAIN
06/30/21	12810	3,500.00	3,500.00		07/31/21	MTZ Consulting Services LLC	010209		130MAIN
06/30/21	12811	860.10	860.10		07/31/21	Nimco, Inc.	010213		130MAIN
06/30/21	12812	9,943.91	9,943.91		07/31/21	Really Good Stuff, LLC	010005		130MAIN
06/30/21	12813	420.42	420.42		07/31/21	Roberto Muro	000693		130MAIN
06/30/21	12815	1,587.60	1,587.60		07/31/21	Sysco USA 1, Inc.	010212		130MAIN
06/30/21	12816	700.00	700.00		07/31/21	T-Mobile USA Inc	010181		130MAIN
06/30/21	12817	39.99	39.99		07/31/21	Veronica Vigil	010191		130MAIN
06/30/21	12818	441.00	441.00		07/31/21	Zia Promotional Products	010207		130MAIN
06/30/21	12819	2,000.00	2,000.00		07/31/21	PSG Embroidery Screen Printing	000496		130MAIN
07/07/21	Batch 07/07/2021	20,206.12	20,206.12		07/31/21				130MAIN
07/08/21	12820	600.83	600.83		07/31/21	Luz Adriana Arias		000198	130MAIN
07/08/21	12821	1,058.74	1,058.74		07/31/21	Andrea L. Armijo		000176	130MAIN

Selection Grouped by Org, Cash Object, Statement Date - Sorted by Item date, Item #, (Org = 130, Cash Object IN ('11010'), Bank Statement Date = 7/31/2021, Uncleared Only? = No)



Statement Date 07/31/2021

Cash Object 11010

Journal Entry # CA22-00001

Status Posted

Issued	Check #	Check Amount	Cleared Amount	Difference	Cleared	Pay To Name	Vendor ID	Emp ID	Bank Acct
07/08/21	12822	1,280.90	1,280.90		07/31/21	Maria D. Baca		000144	130MAIN
07/08/21	12823	877.11	877.11		07/31/21	Lorena Suleima Cano		000200	130MAIN
07/08/21	12824	1,785.39	1,785.39		07/31/21	Rachel V. Gamboa		000231	130MAIN
07/08/21	12825	769.27	769.27		07/31/21	Maria V. Granados Gomez		000201	130MAIN
07/08/21	12829	340.47	340.47		07/31/21	Biri D. Marquez		000222	130MAIN
07/08/21	12830	859.44	859.44		07/31/21	Juan Ortega		000039	130MAIN
07/08/21	12831	929.92	929.92		07/31/21	Maria Elena Ortega		000019	130MAIN
07/08/21	12833	1,209.03	1,209.03		07/31/21	Yoana Rodriguez		000234	130MAIN
07/08/21	12834	212.79	212.79		07/31/21	Fatima M. Sandoval		000217	130MAIN
07/08/21	12835	170.23	170.23		07/31/21	Liliana Torres		000233	130MAIN
07/08/21	12836	385.50	385.50		07/31/21	Veronica M. Vigil		000230	130MAIN
07/08/21	12837	2,360.25	2,360.25		07/31/21	EFTPS	900004		130MAIN
07/08/21	Batch 07/08/2021	17,743.45	17,743.45		07/31/21				130MAIN
07/09/21	12787	26,082.79	26,082.79		07/31/21	EFTPS	900004		130MAIN
07/09/21	12788	219.22	219.22		07/31/21	NM Child Supp Enforc Agency	901001		130MAIN
07/09/21	12840	20,588.00	20,588.00		07/31/21	Association of Charter School Education Ser	000635		130MAIN
07/09/21	12841	35,000.00	35,000.00		07/31/21	Saylor Family Trust, LLC	000555		130MAIN
07/09/21	12842	505.33	505.33		07/31/21	Saylor Family Trust, LLC	000555		130MAIN
07/09/21	Batch 07/09/2021	74,184.35	74,184.35		07/31/21				130MAIN
07/13/21	Batch 07/13/2021	144,489.92	144,489.92		07/31/21				130MAIN
07/22/21	Batch 07/22/2021	5,681.09	5,681.09		07/31/21				130MAIN
07/23/21	12789	12,946.18	12,946.18		07/31/21	EFTPS	900004		130MAIN
07/23/21	12790	219.22	219.22		07/31/21	NM Child Supp Enforc Agency	901001		130MAIN
07/23/21	12843	1,630.57	1,630.57		07/31/21	EFTPS	900004		130MAIN
07/23/21	12898	367.44	367.44		07/31/21	American Family Life	901012		130MAIN
07/23/21	Batch 07/23/2021	47,987.93	47,987.93		07/31/21				130MAIN
07/26/21	12848	868.68	868.68		07/31/21	ABCWUA	000221		130MAIN
07/26/21	12852	491.25	491.25		07/31/21	Cooperative Educational Services	000070		130MAIN
07/26/21	12858	848.24	848.24		07/31/21	Roberto Muro	000693		130MAIN
07/27/21	12844	731.42	731.42		07/31/21	Maria V. Granados Gomez	000201		130MAIN
07/27/21	12845	1,640.95	1,640.95		07/31/21	Yoana Rodriguez	000234		130MAIN
07/27/21	12846	2,737.81	2,737.81		07/31/21	Veronica M. Vigil	000230		130MAIN
07/28/21	12897	1,646.06	1,646.06		07/31/21	NM Dept of Workforce Solutions	900002		130MAIN
07/29/21	Batch 07/29/2021	202.10	202.10		07/31/21				130MAIN
07/30/21	12880	92.35	92.35		07/31/21	Lorena Suleima Cano	000200		130MAIN

Statement Date 07/31/2021

Cash Object 11010

Journal Entry # CA22-00001

Status Posted

Cleared Payments (continued)									
Issued	Check #	Check Amount	Cleared Amount	Difference	Cleared	Pay To Name	Vendor ID	Emp ID	Bank Acct
07/30/21	12890	184.70	184.70		07/31/21	Juan Ortega		000039	130MAIN
07/30/21	12893	275.40	275.40		07/31/21	EFTPS	900004		130MAIN
		<b>522,601.52</b>	<b>522,601.52</b>			(*) Cancelled Payments			<b>9,092.28</b>

Cleared Deposits									
Deposited	Deposit #	Deposit Amount	Cleared Amount	Difference	Cleared				Bank Acct
07/01/21	Batch 07/01/2021	25,000.00	25,000.00		07/31/21				130MAIN
07/12/21	Batch 07/12/2021	2,743.23	2,743.23		07/31/21				130MAIN
07/15/21	Batch 07/15/2021	324,671.16	324,671.16		07/31/21				130MAIN
07/16/21	Batch 07/16/2021	63.87	63.87		07/31/21				130MAIN
07/20/21	Batch 07/20/2021	8,558.53	8,558.53		07/31/21				130MAIN
07/23/21	Batch 07/23/2021	122,625.85	122,625.85		07/31/21				130MAIN
07/27/21	Batch 07/27/2021	75,896.75	75,896.75		07/31/21				130MAIN
07/28/21	Batch 07/28/2021	300,062.60	300,062.60		07/31/21				130MAIN
07/29/21	Batch 07/29/2021	75,896.75	75,896.75		07/31/21				130MAIN
07/30/21	Batch 07/30/2021	300.00	300.00		07/31/21				130MAIN
		<b>935,818.74</b>	<b>935,818.74</b>						

Cleared Other									
Effective	JE #	Amount	Cleared Amount	Difference	Cleared	JE Comment			Bank Acct
06/30/21	CA21-00025	9,092.28-	9,092.28-		07/31/21				
07/26/21	EX22-00106	78.75	78.75		07/31/21				
07/26/21	EX22-00107	1,600.00	1,600.00		07/31/21				
07/26/21	EX22-00108	5,493.53	5,493.53		07/31/21				
07/26/21	EX22-00109	1,920.00	1,920.00		07/31/21				
07/31/21	CA22-00001	305.07-	305.07-		08/11/21				
		<b>305.07-</b>	<b>305.07-</b>						



As of 07/31/2021		Fiscal Year 2021/22 Actuals			
Resource	Beginning Balance	Revenue Activity	Expense Activity	Net Activity	Resulting Balance
Fund 11000 - Operational Fund	1,274,783.42	342,947.20	136,040.79	206,906.41	1,481,689.83
Fund 14000 - Inst. Materials Fund	3,088.37	.00	.00	.00	3,088.37
Fund 21000 - Food Services Fund	100,547.14	.00	919.84	919.84-	99,627.30
Fund 23000 - Non-Instruct. Fund	75.60	627.00	.00	627.00	702.60
Fund 23003 - Chess Club	39.71	.00	.00	.00	39.71
Fund 23004 - Student Council	2,962.08	.00	.00	.00	2,962.08
Fund 23005 - Yearbook	2,109.50	.00	.00	.00	2,109.50
Fund 23006 - Cheer	140.02	.00	.00	.00	140.02
Fund 23007 - Sunshine	181.43	.00	.00	.00	181.43
Fund 23010 - Admin Discretionary Account	882.02	300.00	.00	300.00	1,182.02
Fund 23102 - General Activities	2,897.49	.00	.00	.00	2,897.49
Fund 24101 - Title I - IASA	52,876.58-	52,876.58	2,650.00	50,226.58	2,650.00-
Fund 24106 - IDEA-B Entitlement	61,522.49-	61,522.49	.00	61,522.49	.00
Fund 24118 - Fresh Fruit & Vegetables	7,686.63-	.00	.00	.00	7,686.63-
Fund 24146 - Charter Schools	134,065.89-	134,065.89	.00	134,065.89	.00
Fund 24153 - English Language Acquisition	229.00	.00	.00	.00	229.00
Fund 24154 - Teach./Princp. Train & Recruit	16,159.00-	16,159.00	.00	16,159.00	.00
Fund 24301 - CARES Act	31,791.99-	31,791.99	.00	31,791.99	.00
Fund 24305 - GEERF	700.00-	700.00	.00	700.00	.00
Fund 24307 - CARES Act SEL	6,844.85-	6,844.85	.00	6,844.85	.00
Fund 24312 - CRRSA Retention Stipends	.00	.00	1,942.32	1,942.32-	1,942.32-
Fund 25153 - Title XIX MEDICAID 3/21 Years	39,431.00	454.09	.00	454.09	39,885.09
Fund 25171 - Child & Adult Food Program	64,519.94	.00	.00	.00	64,519.94
Fund 25205 - Gear Up New Mexico Initiative	51,951.92-	42,075.55	490.87	41,584.68	10,367.24-
Fund 26177 - Elementry & Mid Sch Initiative					

Selection Grouped by Fund - Sorted by Resource, (Org = 130, As of Date = 7/31/2021, Actuals = Y, Enc = N, SACS Fund = N, SACS Rsrc = N, SACS = N, Restricted Accts = Y, Funds = 11..4)

SCHOOLABILITY

Page 1 of 2

As of 07/31/2021	Fiscal Year 2021/22 Actuals				
Resource	Beginning Balance	Revenue Activity	Expense Activity	Net Activity	Resulting Balance
Fund 26177 - Elementry & Mid Sch Initiative	2,320.34-	.00	.00	.00	2,320.34-
Fund 27109 - Instructional Materials- GAA	3,500.58	.00	.00	.00	3,500.58
Fund 27149 - PreK Initiative	85,038.20-	85,038.20	353.74	84,684.46	353.74-
Fund 27183 - NM Grown FVV	1,318.50-	.00	.00	.00	1,318.50-
Fund 31200 - Public School Capital Outlay	151,793.50-	151,793.50	.00	151,793.50	.00
Fund 31600 - Capital Improv. HB 33	1,101,652.27	5,804.41	58.05	5,746.36	1,107,398.63
Fund 31700 - Capital Improv. SB9	8,841.17-	.00	2,793.35	2,793.35-	11,634.52-
Fund 31701 - Capital Improv. SB9 Local	535,766.40	2,905.09	29.05	2,876.04	538,642.44
Fund 31703 - SB9 State Match Cash	9,854.00	.00	.00	.00	9,854.00
<b>Total for Org</b>	<b>2,529,748.91</b>	<b>935,905.84</b>	<b>145,278.01</b>	<b>790,627.83</b>	<b>3,320,376.74</b>

Balances through 07/31/2021

Fiscal Year 2021/22

Funds - Func - Obj - ct - Pr gm - Locat n - JbCl - Opt nI	Description	Adopted Budget	Revised Budget	Encumbered	Expenditure	Account Balance
<b>Funds 11000 - Operational, Func 1000 - Instruction</b>						
11000- 1000- 51100- 0000- 001118- 1611- 00000	SalariesExpense,SubsSickl				3,032.00	3,032.00-
11000- 1000- 51100- 1010- 001118- 1411- 00000	SalariesExpense, Teachers	525,331.00	525,331.00	400,022.22		125,308.78
11000- 1000- 51100- 1010- 001118- 1413- 00000	SalariesExpense, TeachersE	104,169.00	104,169.00	103,860.38		308.62
11000- 1000- 51100- 1010- 001118- 1711- 00000	SalariesExpense,InstAsst1	22,712.00	22,712.00			22,712.00
11000- 1000- 51100- 1010- 001118- 1713- 00000	SalariesExpense,InstAsst-	73,461.00	73,461.00	72,184.58		1,276.42
11000- 1000- 51100- 2000- 001118- 1412- 00000	SalariesExpense, Teachers	226,795.00	226,795.00	103,852.32		122,942.68
11000- 1000- 51100- 4010- 001118- 1413- 00000	SalariesExpense, TeachersE	93,094.00	93,094.00	92,731.34		362.66
11000- 1000- 51100- 4010- 001118- 1416- 00000	SalariesExpense, TeachersO	321,417.00	321,417.00	169,733.20		151,683.80
11000- 1000- 51100- 4025- 001118- 1412- 00000	SalariesExpense, Teachers	106,029.00	106,029.00	106,128.10		99.10-
11000- 1000- 51300- 1010- 001118- 1411- 00000	AddtlCompenstn, Teachers	27,000.00	27,000.00		1,799.12	25,200.88
11000- 1000- 51300- 1010- 001118- 1711- 00000	AddtlCompenstn,InstAsst1				758.63	758.63-
11000- 1000- 51300- 2000- 001118- 1412- 00000	AddtlCompenstn, Teachers	4,500.00	4,500.00			4,500.00
11000- 1000- 51300- 4010- 001118- 1411- 00000	AddtlCompenstn, Teachers	18,000.00	18,000.00			18,000.00
11000- 1000- 51300- 4010- 001118- 1416- 00000	AddtlCompenstn, TeachersO	24,000.00	24,000.00	58,314.36	3,846.20	38,160.56-
11000- 1000- 52111- 0000- 001118- 0000- 00000	EducRetirement				333.14	333.14-
11000- 1000- 52111- 1010- 001118- 0000- 00000	EducRetirement	113,995.00	113,995.00	87,274.20	387.50	26,333.30
11000- 1000- 52111- 2000- 001118- 0000- 00000	EducRetirement	34,999.00	34,999.00	15,733.64		19,265.36
11000- 1000- 52111- 4010- 001118- 0000- 00000	EducRetirement	68,541.00	68,541.00	48,597.90	582.70	19,360.40
11000- 1000- 52111- 4025- 001118- 0000- 00000	EducRetirement	16,064.00	16,064.00	16,078.40		14.40-
11000- 1000- 52112- 0000- 001118- 0000- 00000	ERARetireeHlth				43.98	43.98-
11000- 1000- 52112- 1010- 001118- 0000- 00000	ERARetireeHlth	15,093.00	15,093.00	11,521.12	51.15	3,520.73
11000- 1000- 52112- 2000- 001118- 0000- 00000	ERARetireeHlth	4,628.00	4,628.00	2,077.14		2,550.86
11000- 1000- 52112- 4010- 001118- 0000- 00000	ERARetireeHlth	9,106.00	9,106.00	6,416.02	76.92	2,613.06
11000- 1000- 52112- 4025- 001118- 0000- 00000	ERARetireeHlth	2,121.00	2,121.00	2,122.64		1.64-
11000- 1000- 52210- 0000- 001118- 0000- 00000	FICA Payments				188.01	188.01-
11000- 1000- 52210- 1010- 001118- 0000- 00000	FICA Payments	46,767.00	46,767.00	35,599.13	158.59	11,009.28
11000- 1000- 52210- 2000- 001118- 0000- 00000	FICA Payments	14,342.00	14,342.00	6,438.90		7,903.10
11000- 1000- 52210- 4010- 001118- 0000- 00000	FICA Payments	28,214.00	28,214.00	19,790.29	238.46	8,185.25
11000- 1000- 52210- 4025- 001118- 0000- 00000	FICA Payments	6,575.00	6,575.00	6,580.08		5.08-
11000- 1000- 52220- 0000- 001118- 0000- 00000	MedicarePaymnts				43.98	43.98-
11000- 1000- 52220- 1010- 001118- 0000- 00000	MedicarePaymnts	10,949.00	10,949.00	8,325.68	37.09	2,586.23
11000- 1000- 52220- 2000- 001118- 0000- 00000	MedicarePaymnts	3,356.00	3,356.00	1,505.92		1,850.08
11000- 1000- 52220- 4010- 001118- 0000- 00000	MedicarePaymnts	6,608.00	6,608.00	4,628.37	55.77	1,923.86
11000- 1000- 52220- 4025- 001118- 0000- 00000	MedicarePaymnts	1,538.00	1,538.00	1,538.68		.68-
11000- 1000- 52311- 1010- 001118- 0000- 00000	Hth&MedPremiums	61,059.00	61,059.00	40,381.79		20,677.21
11000- 1000- 52311- 2000- 001118- 0000- 00000	Hth&MedPremiums	15,842.00	15,842.00	4,272.71		11,569.29

Balances through 07/31/2021

Fiscal Year 2021/22

Funds- Func- Obj ct - Pr gm- Locat n- Jb Cl - Opt nl	Description	Adopted Budget	Revised Budget	Encumbered	Expenditure	Account Balance
<b>Funds 11000 - Operational, Func 1000 - Instruction (continued)</b>						
11000- 1000- 52311- 4010- 001118- 0000- 00000	Hth&MedPremiums	44,845.00	44,845.00	28,800.14		16,044.86
11000- 1000- 52311- 4025- 001118- 0000- 00000	Hth&MedPremiums	9,924.00	9,924.00	8,972.07		951.93
11000- 1000- 52312- 0000- 001118- 0000- 00000	Life				5.26	5.26-
11000- 1000- 52312- 1010- 001118- 0000- 00000	Life	969.00	969.00	846.86		122.14
11000- 1000- 52312- 2000- 001118- 0000- 00000	Life	228.00	228.00	120.98		107.02
11000- 1000- 52312- 4010- 001118- 0000- 00000	Life	456.00	456.00	302.45		153.55
11000- 1000- 52312- 4025- 001118- 0000- 00000	Life	114.00	114.00	120.98		6.98-
11000- 1000- 52313- 1010- 001118- 0000- 00000	Dental	3,395.00	3,395.00	2,443.75		951.25
11000- 1000- 52313- 2000- 001118- 0000- 00000	Dental	598.00	598.00	197.34		400.66
11000- 1000- 52313- 4010- 001118- 0000- 00000	Dental	1,608.00	1,608.00	1,046.27		561.73
11000- 1000- 52313- 4025- 001118- 0000- 00000	Dental	392.00	392.00	375.59		16.41
11000- 1000- 52314- 1010- 001118- 0000- 00000	Vision	708.00	708.00	370.30		337.70
11000- 1000- 52314- 2000- 001118- 0000- 00000	Vision	122.00	122.00	43.24		78.76
11000- 1000- 52314- 4010- 001118- 0000- 00000	Vision	402.00	402.00	242.42		159.58
11000- 1000- 52314- 4025- 001118- 0000- 00000	Vision	76.00	76.00	72.45		3.55
11000- 1000- 52315- 1010- 001118- 0000- 00000	Disability	947.00	947.00	352.13		594.87
11000- 1000- 52315- 2000- 001118- 0000- 00000	Disability	356.00	356.00	340.98		15.02
11000- 1000- 52315- 4010- 001118- 0000- 00000	Disability	691.00	691.00	212.98		478.02
11000- 1000- 52315- 4025- 001118- 0000- 00000	Disability	365.00	365.00	348.34		16.66
11000- 1000- 52500- 0000- 001118- 0000- 00000	UnemploymentComp				10.23	10.23-
11000- 1000- 52500- 1010- 001118- 0000- 00000	UnemploymentComp	1,530.00	1,530.00	1,096.74		430.76
11000- 1000- 52500- 2000- 001118- 0000- 00000	UnemploymentComp	360.00	360.00	169.69		190.31
11000- 1000- 52500- 4010- 001118- 0000- 00000	UnemploymentComp	720.00	720.00	502.16		210.41
11000- 1000- 52500- 4025- 001118- 0000- 00000	UnemploymentComp	180.00	180.00	171.38		8.62
11000- 1000- 52710- 1010- 001118- 0000- 00000	WorkersCompPrem	11,804.00	11,804.00	12,564.00		760.00-
11000- 1000- 52710- 2000- 001118- 0000- 00000	WorkersCompPrem	3,687.00	3,687.00	3,687.00		
11000- 1000- 52710- 4010- 001118- 0000- 00000	WorkersCompPrem	6,741.00	6,741.00	6,741.00		
11000- 1000- 52710- 4025- 001118- 0000- 00000	WorkersCompPrem	1,725.00	1,725.00	1,725.00		
11000- 1000- 52720- 1010- 001118- 0000- 00000	WorksCompERFee	170.00	170.00	128.80		41.20
11000- 1000- 52720- 2000- 001118- 0000- 00000	WorksCompERFee	40.00	40.00	18.40		21.60
11000- 1000- 52720- 4010- 001118- 0000- 00000	WorksCompERFee	80.00	80.00	46.00		34.00
11000- 1000- 52720- 4025- 001118- 0000- 00000	WorksCompERFee	20.00	20.00	18.40		1.60
11000- 1000- 53330- 1010- 001118- 0000- 00000	ProfessDevelop	8,100.00	8,100.00	15,009.46		6,909.46-
11000- 1000- 53330- 4040- 001118- 0000- 00000	ProfessDevelop			3,338.88		3,338.88-
11000- 1000- 53711- 1010- 001118- 0000- 00000	Other Charges	500.00	500.00	451.64		48.36
11000- 1000- 55817- 1010- 001118- 0000- 00000	Student Travel	2,000.00	2,000.00			2,000.00

Selection Grouped by Account Type, Filtered by User Permissions, (Org = 130, Online/Offline = N, Period = 1, UnPosted JEs? = N, Assets and Liabilities? = N, Restricted Accts? = Y, Funds = 1..8, Object = 5, Obj Digits = 0, Page Break Lvl = )

Balances through 07/31/2021

Fiscal Year 2021/22

Funds - Func - Obj - ct - Pr gm - Locat n - JbCl - Opt nI	Description	Adopted Budget	Revised Budget	Encumbered	Expenditure	Account Balance
<b>Funds 11000 - Operational, Func 1000 - Instruction (continued)</b>						
11000- 1000- 55819- 1010- 001118- 0000- 00000	EmpTravTeachers	1,000.00	1,000.00			1,000.00
11000- 1000- 55915- 1010- 001118- 0000- 00000	OthContractSvcs	59,800.00	59,800.00	71,080.00	1,020.00	12,300.00-
11000- 1000- 56112- 1010- 001118- 0000- 00000	Other Textbooks	90,945.00	90,945.00	495.00		90,450.00
11000- 1000- 56113- 1010- 001118- 0000- 00000	Software	43,495.00	43,495.00	3,495.00	21,603.05	18,396.95
11000- 1000- 56118- 1010- 001118- 0000- 00000	GenSuppliesMats	35,000.00	35,000.00	19,755.48	2,591.27	12,653.25
11000- 1000- 57331- 1010- 001118- 0000- 00000	FixedAssets>\$5k	235,398.00	235,398.00			235,398.00
11000- 1000- 57331- 4030- 001118- 0000- 00000	FixedAssets>\$5k	338,328.00	338,328.00			338,328.00
11000- 1000- 57331- 4040- 001118- 0000- 00000	FixedAssets>\$5k	102,251.00	102,251.00			102,251.00
11000- 1000- 57332- 1010- 001118- 0000- 00000	SupplAssets<\$5k	2,000.00	2,000.00	32,043.57		30,043.57-
<b>Total for Func 1000 and Expense accounts</b>		<b>3,018,375.00</b>	<b>3,018,375.00</b>	<b>1,643,455.98</b>	<b>36,872.98</b>	<b>1,338,046.04</b>
<b>Funds 11000 - Operational, Func 2100 - SuppSvcsStuents</b>						
11000- 2100- 51100- 4025- 001118- 1211- 00000	SalariesExpense,CoordSubs	62,000.00	62,000.00			62,000.00
11000- 2100- 51100- 4025- 001118- 1214- 00000	SalariesExpense,Couns-Soc	51,271.00	51,271.00			51,271.00
11000- 2100- 51300- 0000- 001118- 1211- 00000	AddtnlCompensn,CoordSubs				4,080.00	4,080.00-
11000- 2100- 51300- 2000- 001118- 1211- 00000	AddtnlCompensn,CoordSubs			6,500.00		6,500.00-
11000- 2100- 52111- 0000- 001118- 0000- 00000	EducRetirement				618.12	618.12-
11000- 2100- 52111- 2000- 001118- 0000- 00000	EducRetirement			984.62		984.62-
11000- 2100- 52111- 4025- 001118- 0000- 00000	EducRetirement	17,161.00	17,161.00			17,161.00
11000- 2100- 52112- 0000- 001118- 0000- 00000	ERARetireeHlth				81.60	81.60-
11000- 2100- 52112- 2000- 001118- 0000- 00000	ERARetireeHlth			130.00		130.00-
11000- 2100- 52112- 4025- 001118- 0000- 00000	ERARetireeHlth	2,266.00	2,266.00			2,266.00
11000- 2100- 52210- 0000- 001118- 0000- 00000	FICA Payments				252.96	252.96-
11000- 2100- 52210- 2000- 001118- 0000- 00000	FICA Payments			403.00		403.00-
11000- 2100- 52210- 4025- 001118- 0000- 00000	FICA Payments	7,023.00	7,023.00			7,023.00
11000- 2100- 52220- 0000- 001118- 0000- 00000	MedicarePaymnts				59.16	59.16-
11000- 2100- 52220- 2000- 001118- 0000- 00000	MedicarePaymnts			94.38		94.38-
11000- 2100- 52220- 4025- 001118- 0000- 00000	MedicarePaymnts	1,643.00	1,643.00			1,643.00
11000- 2100- 52311- 0000- 001118- 0000- 00000	Hth&MedPremiums				185.77	185.77-
11000- 2100- 52311- 4025- 001118- 0000- 00000	Hth&MedPremiums	19,078.00	19,078.00			19,078.00
11000- 2100- 52312- 0000- 001118- 0000- 00000	Life				2.63	2.63-
11000- 2100- 52312- 4025- 001118- 0000- 00000	Life	114.00	114.00			114.00
11000- 2100- 52313- 0000- 001118- 0000- 00000	Dental				4.29	4.29-
11000- 2100- 52313- 4025- 001118- 0000- 00000	Dental	515.00	515.00			515.00
11000- 2100- 52314- 0000- 001118- 0000- 00000	Vision				1.88	1.88-
11000- 2100- 52314- 4025- 001118- 0000- 00000	Vision	148.00	148.00			148.00
11000- 2100- 52315- 4025- 001118- 0000- 00000	Disability	464.00	464.00			464.00
<b>Selection</b>						
Grouped by Account Type, Filtered by User Permissions, (Org = 130, Online/Offline = N, Period = 1, UnPosted JEs? = N, Assets and Liabilities? = N, Restricted Accts? = Y, Funds = 1..8, Object = 5, Obj Digits = 0, Page Break Lvl = )						



Balances through 07/31/2021

Fiscal Year 2021/22

Funds - Func - Obj - ct - Pr gm- Locat n- JbCl - Opt nl	Description	Adopted Budget	Revised Budget	Encumbered	Expenditure	Account Balance
<b>Funds 11000 - Operational, Func 2100 - SuppSvcsStuents (continued)</b>						
11000- 2100- 52500- 2000- 001118- 0000- 00000	UnemploymentComp			8.42		8.42-
11000- 2100- 52500- 4025- 001118- 0000- 00000	UnemploymentComp	180.00	180.00			180.00
11000- 2100- 52710- 4025- 001118- 0000- 00000	WorkersCompPrem	1,842.00	1,842.00	1,842.00		
11000- 2100- 52720- 4025- 001118- 0000- 00000	WorksCompERFee	20.00	20.00			20.00
11000- 2100- 53211- 2000- 001118- 0000- 00000	DiagsContracted	15,853.00	15,853.00	16,080.75	491.25	719.00-
11000- 2100- 53212- 2000- 001118- 0000- 00000	SpeechThrpsCont	25,000.00	25,000.00	10,772.72		14,227.28
11000- 2100- 53213- 2000- 001118- 0000- 00000	OccThrpsCont	27,000.00	27,000.00	9,463.30		17,536.70
11000- 2100- 53330- 0000- 001118- 0000- 00000	ProfessDevelop			200.00		200.00-
11000- 2100- 53414- 0000- 001118- 0000- 00000	OthProfTechSvcs	3,900.00	3,900.00	5,817.50	1,300.00	3,217.50-
11000- 2100- 53711- 0000- 001118- 0000- 00000	Other Charges	500.00	500.00			500.00
11000- 2100- 55915- 0000- 001118- 0000- 00000	OthContractSvcs	5,500.00	5,500.00	7,078.09		1,578.09-
11000- 2100- 55915- 4025- 001118- 0000- 00000	OthContractSvcs	59,880.00	59,880.00	760.52		59,119.48
11000- 2100- 56118- 0000- 001118- 0000- 00000	GenSuppliesMats	15,000.00	15,000.00			15,000.00
11000- 2100- 56118- 4025- 001118- 0000- 00000	GenSuppliesMats	2,500.00	2,500.00	1,377.71		1,122.29
<b>Total for Func 2100 and Expense accounts</b>		<b>318,858.00</b>	<b>318,858.00</b>	<b>61,513.01</b>	<b>7,077.66</b>	<b>250,267.33</b>
<b>Funds 11000 - Operational, Func 2300 - SupptSvcs-Admin</b>						
11000- 2300- 51100- 0000- 001118- 1111- 00000	SalariesExpense,Superinte	106,591.00	106,591.00	114,376.73	4,575.07	12,360.80-
11000- 2300- 52111- 0000- 001118- 0000- 00000	EducRetirement	16,149.00	16,149.00	17,328.00	693.12	1,872.12-
11000- 2300- 52112- 0000- 001118- 0000- 00000	ERARetireeHlth	2,132.00	2,132.00	2,287.50	91.50	247.00-
11000- 2300- 52210- 0000- 001118- 0000- 00000	FICA Payments	6,609.00	6,609.00	7,044.79	281.63	717.42-
11000- 2300- 52220- 0000- 001118- 0000- 00000	MedicarePaymnts	1,546.00	1,546.00	1,647.46	65.86	167.32-
11000- 2300- 52311- 0000- 001118- 0000- 00000	Hth&MedPremiums	14,845.00	14,845.00	13,420.96	583.52	840.52
11000- 2300- 52312- 0000- 001118- 0000- 00000	Life	57.00	57.00	60.49	2.63	6.12-
11000- 2300- 52313- 0000- 001118- 0000- 00000	Dental	616.00	616.00	590.18	25.66	.16
11000- 2300- 52314- 0000- 001118- 0000- 00000	Vision	102.00	102.00	97.52	4.24	.24
11000- 2300- 52500- 0000- 001118- 0000- 00000	UnemploymentComp	90.00	90.00	89.11		.89
11000- 2300- 52710- 0000- 001118- 0000- 00000	WorkersCompPrem	1,733.00	1,733.00	1,733.00		
11000- 2300- 52720- 0000- 001118- 0000- 00000	WorksCompERFee	10.00	10.00	9.20		.80
11000- 2300- 53411- 0000- 001118- 0000- 00000	Auditing	15,000.00	15,000.00	21,625.00	215.75	6,840.75-
11000- 2300- 53413- 0000- 001118- 0000- 00000	Legal	32,363.00	32,363.00	32,363.00		
11000- 2300- 53711- 0000- 001118- 0000- 00000	Other Charges	500.00	500.00			500.00
11000- 2300- 55812- 0000- 001118- 0000- 00000	Board Training	2,500.00	2,500.00	2,700.00		200.00-
<b>Total for Func 2300 and Expense accounts</b>		<b>200,843.00</b>	<b>200,843.00</b>	<b>215,372.94</b>	<b>6,538.98</b>	<b>21,068.92-</b>
<b>Funds 11000 - Operational, Func 2400 - SupSvcsSchAdmin</b>						
11000- 2400- 51100- 0000- 001118- 1112- 00000	SalariesExpense,Principal	71,050.00	71,050.00	71,400.00		350.00-
11000- 2400- 51100- 0000- 001118- 1217- 00000	SalariesExpense,SecClerTe	82,267.00	82,267.00	40,800.24	2,268.82	39,197.94
Selection Grouped by Account Type, Filtered by User Permissions, (Org = 130, Online/Offline = N, Period = 1, UnPosted JEs? = N, Assets and Liabilities? = N, Restricted Accts? = Y, Funds = 1..8, Object = 5, Obj Digits = 0, Page Break Lvl = )						

Balances through 07/31/2021

Fiscal Year 2021/22

Funds - Func - Obj - ct - Pr gm - Locat n - JbCl - Opt nI	Description	Adopted Budget	Revised Budget	Encumbered	Expenditure	Account Balance
<b>Funds 11000 - Operational, Func 2400 - SupSvcsSchAdmin (continued)</b>						
11000-2400-51200-0000-001118-1217-00000	OvertimeExpense,SecClerTe	4,000.00	4,000.00		67.59	3,932.41
11000-2400-51300-0000-001118-1217-00000	AddnlCompenstn,SecClerTe				3,361.44	3,361.44-
11000-2400-52111-0000-001118-0000-00000	EducRetirement	23,796.00	23,796.00	16,998.28	863.21	5,934.51
11000-2400-52112-0000-001118-0000-00000	ERARetireeHth	3,147.00	3,147.00	2,243.80	113.96	789.24
11000-2400-52210-0000-001118-0000-00000	FICA Payments	9,757.00	9,757.00	6,956.30	353.27	2,447.43
11000-2400-52220-0000-001118-0000-00000	MedicarePaymnts	2,283.00	2,283.00	1,626.82	82.62	573.56
11000-2400-52311-0000-001118-0000-00000	Hth&MedPremiums	18,353.00	18,353.00	4,458.48	270.76	13,623.76
11000-2400-52312-0000-001118-0000-00000	Life	228.00	228.00	63.12	5.26	159.62
11000-2400-52313-0000-001118-0000-00000	Dental	533.00	533.00	102.96	8.58	421.46
11000-2400-52314-0000-001118-0000-00000	Vision	151.00	151.00	45.12		105.88
11000-2400-52315-0000-001118-0000-00000	Disability	378.00	378.00			378.00
11000-2400-52500-0000-001118-0000-00000	UnemploymentComp	360.00	360.00	223.76	18.81	117.43
11000-2400-52710-0000-001118-0000-00000	WorkersCompPrem	2,494.00	2,494.00	2,494.00		
11000-2400-52720-0000-001118-0000-00000	WorksCompERFee	40.00	40.00	18.40		21.60
11000-2400-53330-0000-001118-0000-00000	ProfessDevelop	500.00	500.00			500.00
11000-2400-53711-0000-001118-0000-00000	Other Charges	4,631.00	4,631.00			4,631.00
11000-2400-54630-0000-001118-0000-00000	RentalCompEqpmt	11,000.00	11,000.00	13,138.52		2,138.52-
11000-2400-55915-0000-001118-0000-00000	OthContractSvcs	8,394.00	8,394.00	8,356.00	38.00	
11000-2400-56118-0000-001118-0000-00000	GenSuppliesMats	20,600.00	20,600.00	8,490.40	346.63	11,762.97
<b>Total for Func 2400 and Expense accounts</b>		<b>263,962.00</b>	<b>263,962.00</b>	<b>177,416.20</b>	<b>7,798.95</b>	<b>78,746.85</b>
<b>Funds 11000 - Operational, Func 2500 - Central Svcs</b>						
11000-2500-51100-0000-001118-1511-00000	SalariesExpense,Data Proc	25,000.00	25,000.00			25,000.00
11000-2500-52111-0000-001118-0000-00000	EducRetirement	3,788.00	3,788.00			3,788.00
11000-2500-52112-0000-001118-0000-00000	ERARetireeHth	500.00	500.00			500.00
11000-2500-52210-0000-001118-0000-00000	FICA Payments	1,550.00	1,550.00			1,550.00
11000-2500-52220-0000-001118-0000-00000	MedicarePaymnts	363.00	363.00			363.00
11000-2500-52311-0000-001118-0000-00000	Hth&MedPremiums	13,233.00	13,233.00			13,233.00
11000-2500-52312-0000-001118-0000-00000	Life	57.00	57.00			57.00
11000-2500-52313-0000-001118-0000-00000	Dental	309.00	309.00			309.00
11000-2500-52314-0000-001118-0000-00000	Vision	102.00	102.00			102.00
11000-2500-52315-0000-001118-0000-00000	Disability	288.00	288.00			288.00
11000-2500-52500-0000-001118-0000-00000	UnemploymentComp	90.00	90.00			90.00
11000-2500-52710-0000-001118-0000-00000	WorkersCompPrem	407.00	407.00	407.00		
11000-2500-52720-0000-001118-0000-00000	WorksCompERFee	10.00	10.00			10.00
11000-2500-53414-0000-001118-0000-00000	OthProfTechSvcs	237,156.00	237,156.00	219,206.07	305.07	17,644.86
11000-2500-53711-0000-001118-0000-00000	Other Charges	7,000.00	7,000.00			7,000.00
Selection Grouped by Account Type, Filtered by User Permissions, (Org = 130, Online/Offline = N, Period = 1, UnPosted JEs? = N, Assets and Liabilities? = N, Restricted Accts? = Y, Funds = 1..8, Object = 5, Page Break Lvl = )						

Balances through 07/31/2021

Fiscal Year 2021/22

Funds - Func - Obj - ct - Pr gm - Locat n - Jb Cl - Opt nl	Description	Adopted Budget	Revised Budget	Encumbered	Expenditure	Account Balance
<b>Funds 11000 - Operational, Func 2500 - Central Svcs (continued)</b>						
11000-2500-55400-0000-001118-0000-00000	Advertising	700.00	700.00			700.00
11000-2500-55915-0000-001118-0000-00000	OthContractSvcs	3,500.00	3,500.00	2,695.32	106.60	698.08
11000-2500-56113-0000-001118-0000-00000	Software	18,020.00	18,020.00	17,260.00		16,500.00-
11000-2500-56118-0000-001118-0000-00000	GenSuppliesMats	500.00	500.00			500.00
<b>Total for Func 2500 and Expense accounts</b>		<b>312,573.00</b>	<b>312,573.00</b>	<b>239,568.39</b>	<b>17,671.67</b>	<b>55,332.94</b>
<b>Funds 11000 - Operational, Func 2600 - Op&amp;MaintofPlant</b>						
11000-2600-51100-0000-001118-1615-00000	SalariesExpense,Custodial	44,393.00	44,393.00		2,194.22	42,198.78
11000-2600-51200-0000-001118-1615-00000	OvertimeExpense,Custodial				200.30	200.30-
11000-2600-51300-0000-001118-1615-00000	AddtnlCompenstn,Custodial	3,000.00	3,000.00		3,344.00	344.00-
11000-2600-52111-0000-001118-0000-00000	EducRetirement	7,152.00	7,152.00		749.40	6,402.60
11000-2600-52112-0000-001118-0000-00000	ERARetireeHlth	948.00	948.00		98.93	849.07
11000-2600-52210-0000-001118-0000-00000	FICA Payments	2,940.00	2,940.00		355.78	2,584.22
11000-2600-52220-0000-001118-0000-00000	MedicarePaymnts	688.00	688.00		83.20	604.80
11000-2600-52311-0000-001118-0000-00000	Hlth&MedPremiums	5,120.00	5,120.00			5,120.00
11000-2600-52312-0000-001118-0000-00000	Life	114.00	114.00			114.00
11000-2600-52313-0000-001118-0000-00000	Dental	224.00	224.00			224.00
11000-2600-52314-0000-001118-0000-00000	Vision	49.00	49.00			49.00
11000-2600-52500-0000-001118-0000-00000	UnemploymentComp	180.00	180.00		10.52	169.48
11000-2600-52710-0000-001118-0000-00000	WorkersCompPrem	723.00	723.00	723.00		
11000-2600-52720-0000-001118-0000-00000	WorksCompERFee	20.00	20.00			20.00
11000-2600-54312-0000-001118-0000-00000	MntRepBlgsGrnds	1,000.00	1,000.00		1,816.34	816.34-
11000-2600-54411-0000-001118-0000-00000	Electricity	48,000.00	48,000.00	62,297.53	4,561.73	18,859.26-
11000-2600-54412-0000-001118-0000-00000	NatGasBuildings	2,000.00	2,000.00	2,343.94		343.94-
11000-2600-54415-0000-001118-0000-00000	Water/Sewage	10,000.00	10,000.00	10,902.18	1,364.81	2,266.99-
11000-2600-54416-0000-001118-0000-00000	CommunicatnSvcs	14,500.00	14,500.00	23,492.48	356.71	9,349.19-
11000-2600-54610-0000-001118-0000-00000	RentLandBldngs	168,834.00	168,834.00	71,010.66	35,505.33	62,318.01
11000-2600-55200-0000-001118-0000-00000	PropertyLiablns	53,372.00	53,372.00	53,372.00		
11000-2600-55915-0000-001118-0000-00000	OthContractSvcs	73,030.00	73,030.00	85,282.93	8,542.12	20,795.05-
11000-2600-56118-0000-001118-0000-00000	GenSuppliesMats	20,000.00	20,000.00	2,372.02	897.16	16,730.82
11000-2600-56216-0000-001118-0000-00000	MaintSuppsParts	2,000.00	2,000.00	500.00		1,500.00
11000-2600-57331-0000-001118-0000-00000	FixedAssets-\$5k	187,337.00	187,337.00			187,337.00
11000-2600-57332-0000-001118-0000-00000	SupplAssets-\$5k	35,000.00	35,000.00	725.00		34,275.00
<b>Total for Func 2600 and Expense accounts</b>		<b>680,624.00</b>	<b>680,624.00</b>	<b>313,021.74</b>	<b>60,080.55</b>	<b>307,521.71</b>
<b>Funds 11000 - Operational, Func 2700 - StudentTranspntn</b>						
11000-2700-55100-0000-001118-0000-00000	StudentTranSvcs			2,717.99		2,717.99-



Balances through 07/31/2021

Fiscal Year 2021/22

Funds - Func - Obj - ct - Pr gm- Locat n- JbCl - Opt nl	Description	Adopted Budget	Revised Budget	Encumbered	Expenditure	Account Balance
<b>Total for Func 2700 and Expense accounts</b>						
		.00	.00	2,717.99	.00	2,717.99-
<b>Total for Funds 11000</b>						
		4,795,235.00	4,795,235.00	2,653,066.25	136,040.79	2,006,127.96
<b>Funds 14000 - TotlmsMatSubFnd, Func 1000 - Instruction</b>						
14000- 1000- 56111- 1010- 001118- 0000- 00000	InsMatCsh50%Txb	3,088.00	3,088.00			3,088.00
<b>Total for Funds 14000, Func 1000 and Expense accounts</b>						
		3,088.00	3,088.00	.00	.00	3,088.00
<b>Funds 21000 - Food Svcs, Func 3100 - FoodSvcsOpertns</b>						
21000- 3100- 51100- 0000- 001118- 1217- 00000	SalariesExpense,SecClerTe	17,059.00	17,059.00	17,143.10		84.10-
21000- 3100- 51300- 0000- 001118- 1217- 00000	AddtlCompensn,SecClerTe	2,665.00	2,665.00			2,665.00
21000- 3100- 52111- 0000- 001118- 0000- 00000	EducRetirement	2,963.00	2,963.00	2,597.14		365.86
21000- 3100- 52112- 0000- 001118- 0000- 00000	ERARetireeHlth	396.00	396.00	342.94		53.06
21000- 3100- 52210- 0000- 001118- 0000- 00000	FICA Payments	1,224.00	1,224.00	1,062.88		161.12
21000- 3100- 52220- 0000- 001118- 0000- 00000	MedicarePaymnts	287.00	287.00	248.56		38.44
21000- 3100- 52312- 0000- 001118- 0000- 00000	Life	57.00	57.00	60.49		3.49-
21000- 3100- 52500- 0000- 001118- 0000- 00000	UnemploymentComp	90.00	90.00	56.68		33.32
21000- 3100- 52710- 0000- 001118- 0000- 00000	WorkersCompPrem	278.00	278.00	278.00		
21000- 3100- 52720- 0000- 001118- 0000- 00000	WorksCompERFee	10.00	10.00	9.20		.80
21000- 3100- 53330- 0000- 001118- 0000- 00000	ProfessDevelop	200.00	200.00			200.00
21000- 3100- 54411- 0000- 001118- 0000- 00000	Electricity	6,300.00	6,300.00	8,546.36	598.73	2,845.09-
21000- 3100- 54412- 0000- 001118- 0000- 00000	NatGasBuildings	1,000.00	1,000.00	1,343.94		343.94-
21000- 3100- 54415- 0000- 001118- 0000- 00000	Water/Sewage	2,200.00	2,200.00	2,445.64	321.11	566.75-
21000- 3100- 55915- 0000- 001118- 0000- 00000	OthContractSvcs	200,000.00	200,000.00	239,988.22		39,988.22-
21000- 3100- 57331- 0000- 001118- 0000- 00000	FixedAssets>\$5k	37,246.00	37,246.00			37,246.00
<b>Total for Funds 21000, Func 3100 and Expense accounts</b>						
		271,975.00	271,975.00	274,123.15	919.84	3,067.99-
<b>Funds 23004 - Student Council, Func 1000 - Instruction</b>						
23004- 1000- 56118- 1010- 001118- 0000- 00000	GenSuppliesMats			447.75		447.75-
<b>Total for Funds 23004, Func 1000 and Expense accounts</b>						
		.00	.00	447.75	.00	447.75-
<b>Funds 23007 - Staff donations, Func 1000 - Instruction</b>						
23007- 1000- 56118- 1010- 001118- 0000- 00000	GenSuppliesMats			34.01		34.01-
<b>Total for Funds 23007, Func 1000 and Expense accounts</b>						
		.00	.00	34.01	.00	34.01-
<b>Funds 23010 - Admin Discr, Func 1000 - Instruction</b>						
23010- 1000- 56118- 1010- 001118- 0000- 00000	GenSuppliesMats			30.00		30.00-
<b>Total for Funds 23010, Func 1000 and Expense accounts</b>						
		.00	.00	30.00	.00	30.00-
<b>Funds 24101 - Title I - IASA, Func 1000 - Instruction</b>						
24101- 1000- 51100- 1010- 001118- 1411- 00000	SalariesExpense, Teachers	51,787.00	51,787.00	51,526.02		260.98
24101- 1000- 51100- 1010- 001118- 1711- 00000	SalariesExpense,InstAsst1	17,387.00	17,387.00	17,300.14		86.86
Selection Grouped by Account Type, Filtered by User Permissions, (Org = 130, Online/Offline = N, Period = 1, UnPosted JEs? = N, Assets and Liabilities? = N, Restricted Accts? = Y, Funds = 1..8, Object = 5, Obj Digits = 0, Page Break Lvl = )						

Balances through 07/31/2021

Fiscal Year 2021/22

Funds - Func - Obj - ct - Pr gm - Locat n - JbCl - Opt nI	Description	Adopted Budget	Revised Budget	Encumbered	Expenditure	Account Balance
<b>Funds 24101 - Title I - IASA, Func 1000 - Instruction (continued)</b>						
24101-1000-51300-1010-001118-1411-00000	AddnlCompensn,Teachers	8,092.00	8,092.00			8,092.00
24101-1000-52111-0000-001118-0000-00000	EducRetirement	11,627.00	11,627.00			11,627.00
24101-1000-52111-1010-001118-0000-00000	EducRetirement			10,427.30		10,427.30-
24101-1000-52112-0000-001118-0000-00000	ERARetireeHlth	1,546.00	1,546.00			1,546.00
24101-1000-52112-1010-001118-0000-00000	ERARetireeHlth			1,376.70		1,376.70-
24101-1000-52210-0000-001118-0000-00000	FICA Payments	4,791.00	4,791.00			4,791.00
24101-1000-52210-1010-001118-0000-00000	FICA Payments			4,267.12		4,267.12-
24101-1000-52220-0000-001118-0000-00000	MedicarePaymnts	1,122.00	1,122.00			1,122.00
24101-1000-52220-1010-001118-0000-00000	MedicarePaymnts			998.14		998.14-
24101-1000-52312-0000-001118-0000-00000	Life	114.00	114.00			114.00
24101-1000-52312-1010-001118-0000-00000	Life			120.98		120.98-
24101-1000-52315-0000-001118-0000-00000	Disability	178.00	178.00			178.00
24101-1000-52315-1010-001118-0000-00000	Disability			170.20		170.20-
24101-1000-52500-0000-001118-0000-00000	UnemploymentComp	180.00	180.00			180.00
24101-1000-52500-1010-001118-0000-00000	UnemploymentComp			137.97		137.97-
24101-1000-52710-0000-001118-0000-00000	WorkersCompPrem	1,125.00	1,125.00	1,125.00		
24101-1000-52720-0000-001118-0000-00000	WorksCompERFee	20.00	20.00			20.00
24101-1000-52720-1010-001118-0000-00000	WorksCompERFee			18.40		18.40-
24101-1000-56118-1010-001118-0000-00000	GenSuppliesMats			4,194.00	2,650.00	6,844.00-
<b>Total for Func 1000 and Expense accounts</b>		<b>97,969.00</b>	<b>97,969.00</b>	<b>91,661.97</b>	<b>2,650.00</b>	<b>3,657.03</b>
<b>Funds 24101 - Title I - IASA, Func 2100 - SuppSvcsStundts</b>						
24101-2100-51100-0000-001118-1218-00000	SalariesExpense,SchlStude	32,805.00	32,805.00	32,967.22		162.22-
24101-2100-52111-0000-001118-0000-00000	EducRetirement	4,970.00	4,970.00	4,994.60		24.60-
24101-2100-52112-0000-001118-0000-00000	ERARetireeHlth	657.00	657.00	659.36		2.36-
24101-2100-52210-0000-001118-0000-00000	FICA Payments	2,034.00	2,034.00	2,043.86		9.86-
24101-2100-52220-0000-001118-0000-00000	MedicarePaymnts	476.00	476.00	478.14		2.14-
24101-2100-52312-0000-001118-0000-00000	Life	57.00	57.00	60.49		3.49-
24101-2100-52500-0000-001118-0000-00000	UnemploymentComp	90.00	90.00	80.10		9.90
24101-2100-52710-0000-001118-0000-00000	WorkersCompPrem	534.00	534.00	534.00		
24101-2100-52720-0000-001118-0000-00000	WorksCompERFee	10.00	10.00	9.20		.80
24101-2100-53711-0000-001118-0000-00000	Other Charges	3,262.00	3,262.00	1,825.48		1,436.52
<b>Total for Func 2100 and Expense accounts</b>		<b>44,895.00</b>	<b>44,895.00</b>	<b>43,652.45</b>	<b>.00</b>	<b>1,242.55</b>
<b>Total for Funds 24101</b>		<b>142,864.00</b>	<b>142,864.00</b>	<b>135,314.42</b>	<b>2,650.00</b>	<b>4,899.58</b>
<b>Funds 24106 - IDEABEntitlemnt, Func 1000 - Instruction</b>						
24106-1000-51100-2000-001118-1712-00000	SalariesExpense,InstAsstS	31,702.00	31,702.00	29,763.76		1,938.24

Balances through 07/31/2021

Fiscal Year 2021/22

Funds - Func - Obj - ct - Pr gm - Locat n - JbCl - Opt nI	Description	Adopted Budget	Revised Budget	Encumbered	Expenditure	Account Balance
<b>Funds 24106 - IDEABEntitlemnt, Func 1000 - Instruccion (continued)</b>						
24106- 1000- 51200- 2000- 001118- 1712- 00000	OvertimeExpense,InstAsstS	3,000.00	3,000.00			3,000.00
24106- 1000- 51300- 2000- 001118- 1712- 00000	AddtnlCompenstrn,InstAsstS	6,554.00	6,554.00			6,554.00
24106- 1000- 52111- 0000- 001118- 0000- 00000	EducRetirement	6,090.00	6,090.00			6,090.00
24106- 1000- 52111- 2000- 001118- 0000- 00000	EducRetirement			4,509.18		4,509.18-
24106- 1000- 52112- 0000- 001118- 0000- 00000	ERARetireeHlth	687.00	687.00			687.00
24106- 1000- 52112- 2000- 001118- 0000- 00000	ERARetireeHlth			595.40		595.40-
24106- 1000- 52210- 0000- 001118- 0000- 00000	FICA Payments	2,124.00	2,124.00			2,124.00
24106- 1000- 52210- 2000- 001118- 0000- 00000	FICA Payments			1,845.22		1,845.22-
24106- 1000- 52220- 0000- 001118- 0000- 00000	MedicarePaymnts	499.00	499.00			499.00
24106- 1000- 52220- 2000- 001118- 0000- 00000	MedicarePaymnts			431.60		431.60-
24106- 1000- 52311- 0000- 001118- 0000- 00000	Hth&MedPremiums	8,306.00	8,306.00			8,306.00
24106- 1000- 52311- 2000- 001118- 0000- 00000	Hth&MedPremiums			6,604.45		6,604.45-
24106- 1000- 52312- 0000- 001118- 0000- 00000	Life	114.00	114.00			114.00
24106- 1000- 52312- 2000- 001118- 0000- 00000	Life			120.98		120.98-
24106- 1000- 52313- 0000- 001118- 0000- 00000	Dental	258.00	258.00			258.00
24106- 1000- 52313- 2000- 001118- 0000- 00000	Dental			230.23		230.23-
24106- 1000- 52314- 0000- 001118- 0000- 00000	Vision	57.00	57.00			57.00
24106- 1000- 52314- 2000- 001118- 0000- 00000	Vision			50.37		50.37-
24106- 1000- 52500- 0000- 001118- 0000- 00000	UnemploymentComp	180.00	180.00			180.00
24106- 1000- 52500- 2000- 001118- 0000- 00000	UnemploymentComp			98.02		98.02-
24106- 1000- 52710- 0000- 001118- 0000- 00000	WorkersCompPrem	402.00	402.00			402.00
24106- 1000- 52720- 0000- 001118- 0000- 00000	WorksCompERFee	20.00	20.00			20.00
24106- 1000- 52720- 2000- 001118- 0000- 00000	WorksCompERFee			18.40		18.40-
<b>Total for Func 1000 and Expense accounts</b>		<b>59,993.00</b>	<b>59,993.00</b>	<b>44,669.61</b>	<b>.00</b>	<b>15,323.39</b>
<b>Funds 24106 - IDEABEntitlemnt, Func 2100 - SuppSvcStudnts</b>						
24106- 2100- 53212- 2000- 001118- 0000- 00000	SpeechThrpsCont	45,431.00	45,431.00	47,753.56		2,322.56-
<b>Total for Func 2100 and Expense accounts</b>		<b>45,431.00</b>	<b>45,431.00</b>	<b>47,753.56</b>	<b>.00</b>	<b>2,322.56-</b>
<b>Total for Funds 24106</b>		<b>105,424.00</b>	<b>105,424.00</b>	<b>92,423.17</b>	<b>.00</b>	<b>13,000.83</b>
<b>Funds 24118 - FreshFruit&amp;Vegs, Func 3100 - FoodSvcOpertns</b>						
24118- 3100- 56116- 0000- 001118- 0000- 00000	Food	22,256.00	22,256.00	25,456.00		3,200.00-
<b>Total for Funds 24118, Func 3100 and Expense accounts</b>		<b>22,256.00</b>	<b>22,256.00</b>	<b>25,456.00</b>	<b>.00</b>	<b>3,200.00-</b>
<b>Funds 24146 - Charter Schools, Func 2100 - SuppSvcStudnts</b>						
24146- 2100- 51100- 2000- 001118- 1214- 00000	SalariesExpense,Couns-Soc			51,523.16		51,523.16-
24146- 2100- 52111- 2000- 001118- 0000- 00000	EducRetirement			7,805.72		7,805.72-
24146- 2100- 52112- 2000- 001118- 0000- 00000	ERARetireeHlth			1,030.38		1,030.38-
Selection Grouped by Account Type, Filtered by User Permissions, (Org = 130, Online/Offline = N, Period = 1, UnPosted JEs? = N, Assets and Liabilities? = N, Restricted Accts? = Y, Funds = 1..8, Object = 5, Obj Digits = 0, Page Break Lvl = )				SCHOOLABILITY		Page 9 of 14

Balances through 07/31/2021

Fiscal Year 2021/22

Funds - Func - Obj - ct - Pr gm- Locat n- JbCl - Opt nI	Description	Adopted Budget	Revised Budget	Encumbered	Expenditure	Account Balance
<b>Funds 24146 - Charter Schools, Func 2100 - SuppSvesStuents (continued)</b>						
24146-2100-52210-2000-001118-0000-00000	FICA Payments			3,194.36		3,194.36-
24146-2100-52220-2000-001118-0000-00000	MedicarePayments			746.98		746.98-
24146-2100-52311-2000-001118-0000-00000	Hth&MedPremiums			5,283.56		5,283.56-
24146-2100-52312-2000-001118-0000-00000	Life			60.49		60.49-
24146-2100-52313-2000-001118-0000-00000	Dental			197.34		197.34-
24146-2100-52314-2000-001118-0000-00000	Vision			43.24		43.24-
24146-2100-52315-2000-001118-0000-00000	Disability			168.48		168.48-
24146-2100-52500-2000-001118-0000-00000	UnemploymentComp			89.11		89.11-
24146-2100-52720-2000-001118-0000-00000	WorksCompERFee			9.20		9.20-
<b>Total for Funds 24146, Func 2100 and Expense accounts</b>		<b>.00</b>	<b>.00</b>	<b>70,152.02</b>	<b>.00</b>	<b>70,152.02-</b>
<b>Funds 24153 - EngLangAcquistn, Func 1000 - Instruction</b>						
24153-1000-51300-1010-001118-1411-00000	AddtlCompensn, Teachers	3,674.00	3,674.00			3,674.00
24153-1000-52111-0000-001118-0000-00000	EducRetirement	520.00	520.00			520.00
24153-1000-52112-0000-001118-0000-00000	ERARetireeHth	74.00	74.00			74.00
24153-1000-52210-0000-001118-0000-00000	FICA Payments	228.00	228.00			228.00
24153-1000-52220-0000-001118-0000-00000	MedicarePayments	54.00	54.00			54.00
24153-1000-56118-1010-001118-0000-00000	GenSuppliesMats	350.00	350.00			350.00
<b>Total for Funds 24153, Func 1000 and Expense accounts</b>		<b>4,900.00</b>	<b>4,900.00</b>	<b>.00</b>	<b>.00</b>	<b>4,900.00</b>
<b>Funds 24154 - TchPrinTrainRec, Func 1000 - Instruction</b>						
24154-1000-53330-1010-001118-0000-00000	ProfessDevelop	18,989.00	18,989.00	6,710.12		12,278.88
<b>Total for Funds 24154, Func 1000 and Expense accounts</b>		<b>18,989.00</b>	<b>18,989.00</b>	<b>6,710.12</b>	<b>.00</b>	<b>12,278.88</b>
<b>Funds 24308 - CRRSA, ESSER II, Func 2100 - SuppSvesStuents</b>						
24308-2100-51100-4025-001118-1211-00000	SalariesExpense,CoordSubS	55,000.00	55,000.00			55,000.00
24308-2100-51100-4025-001118-1214-00000	SalariesExpense,Couns-Soc	58,000.00	58,000.00			58,000.00
24308-2100-51100-4025-001118-1218-00000	SalariesExpense,SchlStude	62,000.00	62,000.00			62,000.00
24308-2100-51300-4025-001118-1211-00000	AddtlCompensn,CoordSubS	55,000.00	55,000.00			55,000.00
24308-2100-51300-4025-001118-1214-00000	AddtlCompensn,Couns-Soc	58,000.00	58,000.00			58,000.00
24308-2100-51300-4025-001118-1218-00000	AddtlCompensn,SchlStude	62,000.00	62,000.00			62,000.00
24308-2100-52111-0000-001118-0000-00000	EducRetirement	51,276.00	51,276.00			51,276.00
24308-2100-52112-0000-001118-0000-00000	ERARetireeHth	7,000.00	7,000.00			7,000.00
24308-2100-52210-0000-001118-0000-00000	FICA Payments	21,700.00	21,700.00			21,700.00
24308-2100-52220-0000-001118-0000-00000	MedicarePayments	5,076.00	5,076.00			5,076.00
24308-2100-52311-0000-001118-0000-00000	Hth&MedPremiums	28,150.00	28,150.00			28,150.00
24308-2100-52312-0000-001118-0000-00000	Life	171.00	171.00			171.00
24308-2100-52313-0000-001118-0000-00000	Dental	927.00	927.00			927.00
<b>Total for Funds 24308, Func 2100 and Expense accounts</b>		<b>512,706.00</b>	<b>512,706.00</b>	<b>6,710.12</b>	<b>.00</b>	<b>496,000.00</b>

Balances through 07/31/2021

Fiscal Year 2021/22

Funds - Func - Obj - ct - Pr gm - Locat n - JbCl - Opt nI	Description	Adopted Budget	Revised Budget	Encumbered	Expenditure	Account Balance
<b>Funds 24308 - CRRSA, ESSER II, Func 2100 - Supp Svcs Students (continued)</b>						
24308-2100-52314-0000-001118-0000-00000	Vision	306.00	306.00			306.00
24308-2100-52315-0000-001118-0000-00000	Disability	864.00	864.00			864.00
24308-2100-52500-0000-001118-0000-00000	UnemploymentComp	270.00	270.00			270.00
24308-2100-52710-0000-001118-0000-00000	WorkersCompPrem	2,845.00	2,845.00	2,845.00		
24308-2100-52720-0000-001118-0000-00000	WorksCompERFee	30.00	30.00			30.00
<b>Total for Func 2100 and Expense accounts</b>		<b>468,615.00</b>	<b>468,615.00</b>	<b>2,845.00</b>	<b>.00</b>	<b>465,770.00</b>
<b>Funds 24308 - CRRSA, ESSER II, Func 2600 - Op&amp;MaintofPlant</b>						
24308-2600-57332-0000-001118-0000-00000	SuppAssets<\$5k	6,699.00	6,699.00			6,699.00
<b>Total for Func 2600 and Expense accounts</b>		<b>6,699.00</b>	<b>6,699.00</b>	<b>.00</b>	<b>.00</b>	<b>6,699.00</b>
<b>Total for Funds 24308</b>		<b>475,314.00</b>	<b>475,314.00</b>	<b>2,845.00</b>	<b>.00</b>	<b>472,469.00</b>
<b>Funds 24312 - CRRSA Retention, Func 1000 - Instruction</b>						
24312-1000-51300-1010-001118-1411-00000	AddnlCompensn,Teachers				300.00	300.00
24312-1000-51300-1010-001118-1711-00000	AddnlCompensn,InstAsst1				700.00	700.00
24312-1000-52210-1010-001118-0000-00000	FICA Payments				62.00	62.00
24312-1000-52220-1010-001118-0000-00000	MedicarePaymnts				14.50	14.50
24312-1000-52500-1010-001118-0000-00000	UnemploymentComp				2.31	2.31
<b>Total for Func 1000 and Expense accounts</b>		<b>.00</b>	<b>.00</b>	<b>.00</b>	<b>1,078.81</b>	<b>1,078.81</b>
<b>Funds 24312 - CRRSA Retention, Func 2100 - Supp Svcs Students</b>						
24312-2100-51300-0000-001118-1214-00000	AddnlCompensn,CounsSoc				100.00	100.00
24312-2100-51300-0000-001118-1218-00000	AddnlCompensn,SchlStude				100.00	100.00
24312-2100-52210-0000-001118-0000-00000	FICA Payments				12.40	12.40
24312-2100-52220-0000-001118-0000-00000	MedicarePaymnts				2.90	2.90
24312-2100-52500-0000-001118-0000-00000	UnemploymentComp				.33	.33
<b>Total for Func 2100 and Expense accounts</b>		<b>.00</b>	<b>.00</b>	<b>.00</b>	<b>215.63</b>	<b>215.63</b>
<b>Funds 24312 - CRRSA Retention, Func 2400 - Sup SvcsSchAdmin</b>						
24312-2400-51300-0000-001118-1217-00000	AddnlCompensn,SecClerTe				200.00	200.00
24312-2400-52210-0000-001118-0000-00000	FICA Payments				12.40	12.40
24312-2400-52220-0000-001118-0000-00000	MedicarePaymnts				2.90	2.90
24312-2400-52500-0000-001118-0000-00000	UnemploymentComp				.66	.66
<b>Total for Func 2400 and Expense accounts</b>		<b>.00</b>	<b>.00</b>	<b>.00</b>	<b>215.96</b>	<b>215.96</b>
<b>Funds 24312 - CRRSA Retention, Func 2600 - Op&amp;MaintofPlant</b>						
24312-2600-51300-0000-001118-1615-00000	AddnlCompensn,Custodial				300.00	300.00
24312-2600-52210-0000-001118-0000-00000	FICA Payments				18.60	18.60
24312-2600-52220-0000-001118-0000-00000	MedicarePaymnts				4.35	4.35
24312-2600-52500-0000-001118-0000-00000	UnemploymentComp				.99	.99

Balances through 07/31/2021

Fiscal Year 2021/22

Funds - Func - Obj - ct - Pr gm- Locat n- JbCl - Opt nl	Description	Adopted Budget	Revised Budget	Encumbered	Expenditure	Account Balance
<b>Total for Func 2600 and Expense accounts</b>						
		.00	.00	.00	323.94	323.94-
<b>Funds 24312 - CRRSA Retention, Func 3100 - FoodSvcsOpertns</b>						
24312- 3100- 51300- 0000- 001118- 1617- 00000	AddtlCompensn,Food Serv				100.00	100.00-
24312- 3100- 52210- 0000- 001118- 0000- 00000	FICA Payments				6.20	6.20-
24312- 3100- 52220- 0000- 001118- 0000- 00000	MedicarePaymnts				1.45	1.45-
24312- 3100- 52500- 0000- 001118- 0000- 00000	UnemploymentComp				.33	.33-
<b>Total for Func 3100 and Expense accounts</b>						
		.00	.00	.00	107.98	107.98-
<b>Total for Funds 24312</b>						
		.00	.00	.00	1,942.32	1,942.32-
<b>Funds 25153 - TitleXIX-3/21Yr, Func 2100 - SuppSvcsStudnts</b>						
25153- 2100- 55915- 2000- 001118- 0000- 00000	OthContractSvcs	44,899.00	44,899.00	44,899.00		
<b>Total for Funds 25153, Func 2100 and Expense accounts</b>						
		44,899.00	44,899.00	44,899.00	.00	.00
<b>Funds 25171 - Child&amp;AdultFood, Func 3100 - FoodSvcsOpertns</b>						
25171- 3100- 55915- 0000- 001118- 0000- 00000	OthContractSvcs	130,600.00	130,600.00	260,078.00		129,478.00-
<b>Total for Funds 25171, Func 3100 and Expense accounts</b>						
		130,600.00	130,600.00	260,078.00	.00	129,478.00-
<b>Funds 25205 - GearUpNIMnit, Func 1000 - Instruction</b>						
25205- 1000- 51100- 1010- 001118- 1411- 00000	SalariesExpense,Teachers			61,823.06		61,823.06-
25205- 1000- 52111- 1010- 001118- 0000- 00000	EducRetirement			9,366.24		9,366.24-
25205- 1000- 52112- 1010- 001118- 0000- 00000	ERARetireeHlth			1,236.56		1,236.56-
25205- 1000- 52210- 1010- 001118- 0000- 00000	FICA Payments			3,832.92		3,832.92-
25205- 1000- 52220- 1010- 001118- 0000- 00000	MedicarePaymnts			896.48		896.48-
25205- 1000- 52311- 1010- 001118- 0000- 00000	Hlth&MedPremiums			4,755.25	406.86	5,162.11-
25205- 1000- 52312- 1010- 001118- 0000- 00000	Life			60.49	36.18	96.67-
25205- 1000- 52313- 1010- 001118- 0000- 00000	Dental			197.34	28.60	225.94-
25205- 1000- 52314- 1010- 001118- 0000- 00000	Vision			43.24	3.13	46.37-
25205- 1000- 52315- 1010- 001118- 0000- 00000	Disability			222.18	16.10	238.28-
25205- 1000- 52500- 1010- 001118- 0000- 00000	UnemploymentComp			96.99		96.99-
25205- 1000- 52720- 1010- 001118- 0000- 00000	WorksCompERFee			9.20		9.20-
25205- 1000- 53330- 1010- 001118- 0000- 00000	ProfessDevelop			480.00		480.00-
25205- 1000- 56118- 1010- 001118- 0000- 00000	GenSuppliesMats			794.40		794.40-
<b>Total for Funds 25205, Func 1000 and Expense accounts</b>						
		.00	.00	83,814.35	490.87	84,305.22-
<b>Funds 26177 - ElemMidSchlnit, Func 1000 - Instruction</b>						
26177- 1000- 51300- 9000- 001118- 1618- 00000	AddtlCompensn,Athletics	3,476.00	3,476.00			3,476.00
26177- 1000- 52111- 0000- 001118- 0000- 00000	EducRetirement	494.00	494.00			494.00
26177- 1000- 52112- 0000- 001118- 0000- 00000	ERARetireeHlth	71.00	71.00			71.00
26177- 1000- 52210- 0000- 001118- 0000- 00000	FICA Payments	217.00	217.00			217.00

Balances through 07/31/2021

Fiscal Year 2021/22

Funds - Func - Obj - ct - Pr gm- Locat n- JbCl - Opt nI	Description	Adopted Budget	Revised Budget	Encumbered	Expenditure	Account Balance
<b>Funds 26177 - ElemMidSchInit, Func 1000 - Instruction (continued)</b>						
26177- 1000- 52220- 0000- 001118- 0000- 00000	MedicarePaymnts	52.00	52.00			52.00
26177- 1000- 56118- 1010- 001118- 0000- 00000	GenSuppliesMats	690.00	690.00			690.00
<b>Total for Funds 26177, Func 1000 and Expense accounts</b>		<b>5,000.00</b>	<b>5,000.00</b>	<b>.00</b>	<b>.00</b>	<b>5,000.00</b>
<b>Funds 27149 - PreK Initiative, Func 1000 - Instruction</b>						
27149- 1000- 51100- 1010- 001118- 1414- 00000	SalariesExpense, TeachersP	93,709.00	93,709.00	51,724.14		41,984.86
27149- 1000- 51100- 1010- 001118- 1714- 00000	SalariesExpense, InstAsstP	35,427.00	35,427.00	35,164.22		262.78
27149- 1000- 51300- 1010- 001118- 1414- 00000	AddtnlCompensn, TeachersP	7,113.00	7,113.00			7,113.00
27149- 1000- 51300- 1010- 001118- 1714- 00000	AddtnlCompensn, InstAsstP	2,300.00	2,300.00			2,300.00
27149- 1000- 52111- 0000- 001118- 0000- 00000	EducRetirement	20,900.00	20,900.00			20,900.00
27149- 1000- 52111- 1010- 001118- 0000- 00000	EducRetirement			13,163.54		13,163.54-
27149- 1000- 52112- 0000- 001118- 0000- 00000	ERARetireeHlth	2,775.00	2,775.00			2,775.00
27149- 1000- 52112- 1010- 001118- 0000- 00000	ERARetireeHlth			1,737.84		1,737.84-
27149- 1000- 52210- 0000- 001118- 0000- 00000	FICA Payments	8,593.00	8,593.00			8,593.00
27149- 1000- 52210- 1010- 001118- 0000- 00000	FICA Payments			5,387.20		5,387.20-
27149- 1000- 52220- 0000- 001118- 0000- 00000	MedicarePaymnts	2,013.00	2,013.00			2,013.00
27149- 1000- 52220- 1010- 001118- 0000- 00000	MedicarePaymnts			1,259.96		1,259.96-
27149- 1000- 52312- 0000- 001118- 0000- 00000	Life	228.00	228.00			228.00
27149- 1000- 52312- 1010- 001118- 0000- 00000	Life			189.36		189.36-
27149- 1000- 52500- 0000- 001118- 0000- 00000	UnemploymentComp	360.00	360.00			360.00
27149- 1000- 52500- 1010- 001118- 0000- 00000	UnemploymentComp			195.78		195.78-
27149- 1000- 52710- 0000- 001118- 0000- 00000	WorkersCompPrem	2,101.00	2,101.00	2,101.00		
27149- 1000- 52720- 0000- 001118- 0000- 00000	WorksCompERFee	40.00	40.00			40.00
27149- 1000- 52720- 1010- 001118- 0000- 00000	WorksCompERFee			27.60		27.60-
27149- 1000- 56118- 1010- 001118- 0000- 00000	GenSuppliesMats	70,440.00	70,440.00	1,309.17	168.83	68,962.00
27149- 1000- 57332- 1010- 001118- 0000- 00000	SupplAssets-\$5k	10,001.00	10,001.00	237.62	58.00	9,705.38
<b>Total for Func 1000 and Expense accounts</b>		<b>256,000.00</b>	<b>256,000.00</b>	<b>112,497.43</b>	<b>226.83</b>	<b>143,275.74</b>
<b>Funds 27149 - PreK Initiative, Func 2600 - Op&amp;MaintofPlant</b>						
27149- 2600- 56118- 0000- 001118- 0000- 00000	GenSuppliesMats			17.93	4.38	22.31-
27149- 2600- 57332- 0000- 001118- 0000- 00000	SupplAssets-\$5k	10,000.00	10,000.00	502.03	122.53	9,375.44
<b>Total for Func 2600 and Expense accounts</b>		<b>10,000.00</b>	<b>10,000.00</b>	<b>519.96</b>	<b>126.91</b>	<b>9,353.13</b>
<b>Total for Funds 27149</b>		<b>266,000.00</b>	<b>266,000.00</b>	<b>113,017.39</b>	<b>353.74</b>	<b>152,628.87</b>
<b>Funds 27183 - NM Grown FVV, Func 3100 - FoodSvcsOpertns</b>						
27183- 3100- 56116- 0000- 001118- 0000- 00000	Food	5,000.00	5,000.00			5,000.00
<b>Total for Funds 27183, Func 3100 and Expense accounts</b>		<b>5,000.00</b>	<b>5,000.00</b>	<b>.00</b>	<b>.00</b>	<b>5,000.00</b>
<b>Funds 31600 - CapImprvmtHB33, Func 2300 - SupptSvcs-Admin</b>						
Selection Grouped by Account Type, Filtered by User Permissions, (Org = 130, Online/Offline = N, Period = 1, UnPosted JEs? = N, Assets and Liabilities? = N, Restricted Accts? = Y, Funds = 1..8, Object = 5, Obj Digits = 0, Page Break Lvl = )						

Balances through 07/31/2021

Fiscal Year 2021/22

Funds - Func- Obj ct - Pr gm- Locat n- JbCl - Opt nI	Description	Adopted Budget	Revised Budget	Encumbered	Expenditure	Account Balance
<b>Funds 31600 - CapImprmntsHB33, Func 2300 - SupptSvcs-Admin</b>						
31600- 2300- 53712- 0000- 001118- 0000- 00000	CityTaxCollCost	5,433.00	5,433.00		58.05	5,374.95
	<b>Total for Func 2300 and Expense accounts</b>	<b>5,433.00</b>	<b>5,433.00</b>	<b>.00</b>	<b>58.05</b>	<b>5,374.95</b>
<b>Funds 31600 - CapImprmntsHB33, Func 4000 - Capital Outlay</b>						
31600- 4000- 57200- 0000- 001118- 0000- 00000	BuildingPurchase	1,382,634.00	1,382,634.00			1,382,634.00
	<b>Total for Func 4000 and Expense accounts</b>	<b>1,382,634.00</b>	<b>1,382,634.00</b>	<b>.00</b>	<b>.00</b>	<b>1,382,634.00</b>
	<b>Total for Funds 31600</b>	<b>1,388,067.00</b>	<b>1,388,067.00</b>	<b>.00</b>	<b>58.05</b>	<b>1,388,008.95</b>
<b>Funds 31700 - CapImprmntsSB-9, Func 4000 - Capital Outlay</b>						
31700- 4000- 57331- 0000- 001118- 0000- 00000	FixedAssets>\$5k	10,000.00	10,000.00			10,000.00
31700- 4000- 57332- 0000- 001118- 0000- 00000	SupplAssets<\$5k	10,350.00	10,350.00	2,701.36	2,793.35	4,855.29
	<b>Total for Funds 31700, Func 4000 and Expense accounts</b>	<b>20,350.00</b>	<b>20,350.00</b>	<b>2,701.36</b>	<b>2,793.35</b>	<b>14,855.29</b>
<b>Funds 31701 - CapImprvrsSB9Loc, Func 2300 - SupptSvcs-Admin</b>						
31701- 2300- 53712- 0000- 001118- 0000- 00000	CityTaxCollCost	2,700.00	2,700.00		29.05	2,670.95
	<b>Total for Func 2300 and Expense accounts</b>	<b>2,700.00</b>	<b>2,700.00</b>	<b>.00</b>	<b>29.05</b>	<b>2,670.95</b>
<b>Funds 31701 - CapImprvrsSB9Loc, Func 4000 - Capital Outlay</b>						
31701- 4000- 54315- 0000- 001118- 0000- 00000	MntRepBlgsGrdEq	41,500.00	41,500.00			41,500.00
31701- 4000- 57200- 0000- 001118- 0000- 00000	BuildingPurchase	610,516.00	610,516.00			610,516.00
31701- 4000- 57331- 0000- 001118- 0000- 00000	FixedAssets>\$5k	15,000.00	15,000.00			15,000.00
31701- 4000- 57332- 0000- 001118- 0000- 00000	SupplAssets<\$5k	20,000.00	20,000.00			20,000.00
	<b>Total for Func 4000 and Expense accounts</b>	<b>687,016.00</b>	<b>687,016.00</b>	<b>.00</b>	<b>.00</b>	<b>687,016.00</b>
	<b>Total for Funds 31701</b>	<b>689,716.00</b>	<b>689,716.00</b>	<b>.00</b>	<b>29.05</b>	<b>689,686.95</b>
<b>Funds 31703 - SB9 SMCash, Func 4000 - Capital Outlay</b>						
31703- 4000- 57332- 0000- 001118- 0000- 00000	SupplAssets<\$5k	21,080.00	21,080.00			21,080.00
	<b>Total for Funds 31703, Func 4000 and Expense accounts</b>	<b>21,080.00</b>	<b>21,080.00</b>	<b>.00</b>	<b>.00</b>	<b>21,080.00</b>
	<b>Total for Org 130 - Christine Duncan Heritage</b>	<b>8,410,757.00</b>	<b>8,410,757.00</b>	<b>3,765,111.99</b>	<b>145,278.01</b>	<b>4,500,367.00</b>