

**Christine Duncan Heritage Academy**  
**Financial Update**  
**March 13, 2021**

**A. BARs**

	<u>BAR #</u>	<u>Fund Description</u>	<u>Reason/Type</u>	<u>Amount</u>
1	001-118-2021-0030-IB	24146 - Charter Schools	Initial Budget	\$ 161,899
2	001-118-2021-0031-IB	24305 - GEERF	Initial Budget	\$ 14,400
3	001-118-2021-0032-D	11000- SEG	Decrease	\$ (166,319)
4	001-118-2021-0033-M	24153 - Title III	Maintenance	\$-

**B. Payroll & Accounts Payable Payment Vouchers**

- 1 February 2021
- 2

**C. Financial Statement Reports - as of February 28, 2021**

- 1 Recommended Change
- 2 Financial Analysis
- 3 Bank Reconciliations

**D. Other**

- 1
- 2
- 3
- 4
- 5

Must submit backup for all BARs,  
except transfers of funds for SEG or  
direct grants

**STATE OF NEW MEXICO**  
**PUBLIC EDUCATION DEPARTMENT**  
300 Don Gaspar Santa Fe, NM 87501-2786  
**Budget Adjustment Request**

Fund Type: Flowthrough

Adjustment Type: Initial Budget

Fiscal Year: 2020-2021

Entity Name: Christine Duncan's Heritage Academy

Adjustment Changes Intent/Scope of Program Yes or No?: No

Contact: Angela Lerner, Business Manager

Total Approved Budget (Flowthrough):

Phone: 505-459-1895

Email: angie@k12accounting.com

<b>FLOWTHROUGH ONLY</b>	
Budget Period: 07/01/2020	To: 06/30/2021
A. Approved Carryover:	
B. Total Current Year Allocation:	
D. Total Funding Available:	

Revenue 24146.0000.41924      \$161,899

Fund	Function	Object	Program	Job Class	Present Budget	Adj Amt Exp	Adj Budget	ADD'L FTE
24146 Charter Schools	1000 Instruction	53330 Professional Development	1010 Regular Education (K- 12) Programs	0000 No Job Class		\$5,800	\$5,800	
24146 Charter Schools	1000 Instruction	56113 Software	1010 Regular Education (K- 12) Programs	0000 No Job Class		\$1,599	\$1,599	
24146 Charter Schools	1000 Instruction	57332 Supply Assets (\$5,000 or less)	1010 Regular Education (K- 12) Programs	0000 No Job Class		\$42,060	\$42,060	
24146 Charter Schools	2100 Support Services-Students	51100 Salaries Expense	2000 Special Programs	1214 Guidance Counselors/Soc ial Workers		\$60,000	\$60,000	1.00
24146 Charter Schools	2100 Support Services-Students	52111 Educational Retirement	0000 No Program	0000 No Job Class		\$8,500	\$8,500	
24146 Charter Schools	2100 Support Services-Students	52112 ERA - Retiree Health	0000 No Program	0000 No Job Class		\$1,200	\$1,200	
24146 Charter Schools	2100 Support Services-Students	52210 FICA Payments	0000 No Program	0000 No Job Class		\$3,639	\$3,639	
24146 Charter Schools	2100 Support Services-Students	52220 Medicare Payments	0000 No Program	0000 No Job Class		\$750	\$750	
24146 Charter Schools	2100 Support Services-Students	52311 Health and Medical Premiums	0000 No Program	0000 No Job Class		\$5,000	\$5,000	
24146 Charter Schools	2100 Support Services-Students	52312 Life	0000 No Program	0000 No Job Class		\$65	\$65	
24146 Charter Schools	2100 Support Services-Students	52313 Dental	0000 No Program	0000 No Job Class		\$206	\$206	
24146 Charter Schools	2100 Support Services-Students	52314 Vision	0000 No Program	0000 No Job Class		\$50	\$50	
24146 Charter Schools	2100 Support Services-Students	52315 Disability	0000 No Program	0000 No Job Class		\$180	\$180	
24146 Charter Schools	2100 Support Services-Students	52500 Unemployment Compensation	0000 No Program	0000 No Job Class		\$200	\$200	
24146 Charter Schools	2100 Support Services-Students	52720 Workers Compensation Employer's Fee	0000 No Program	0000 No Job Class		\$10	\$10	
24146 Charter Schools	2100 Support Services-Students	55813 Employee Travel - Non- Teachers	2000 Special Programs	0000 No Job Class		\$2,000	\$2,000	
24146 Charter Schools	2600 Operation & Maintenance of Plant	54416 Communication Services	0000 No Program	0000 No Job Class		\$7,200	\$7,200	

24146 Charter Schools	2600 Operation & Maintenance of Plant	55915 Other Contract Services	0000 No Program	0000 No Job Class		\$23,440	\$23,440	Page 3 of 34
					Sub Total	\$161,899		1.00
					Indirect Cost			
					DOC. TOTAL	\$161,899		

**Justification:**

award letter

Compliance with Sections 10-15-1 and 22-8-12, NMSA, 1978 Compilation:

A. The requested budget/changes were authorized at a scheduled Board of Education or Governance Council meeting open to the public on:

B. Justification for the transfer: Explanation such as "underbudgeted", "insufficient budget", or "needed to close out Project" ARE NOT ACCEPTABLE. Attach additional sheets if necessary.

ALL TRANSFER BARS MUST NET OUT TO ZERO ON THE DOC. TOTAL LINE.

Must submit backup for all BARs, except transfers of funds for SEG or direct grants

**STATE OF NEW MEXICO**  
**PUBLIC EDUCATION DEPARTMENT**  
 300 Don Gaspar Santa Fe, NM 87501-2786  
**Budget Adjustment Request**

Page 4 of 34  
 Doc. ID: 001-118-2021-0031-IB  
 Fund Type: Flowthrough  
 Adjustment Type: Initial Budget

Fiscal Year: 2020-2021

Entity Name: Christine Duncan's Heritage Academy

Adjustment Changes Intent/Scope of Program Yes or No?: No

Contact: Angela Lerner, Business Manager

Total Approved Budget (Flowthrough):

Phone: 505-459-1895

Email: angie@k12accounting.com

<b>FLOWTHROUGH ONLY</b>	Budget Period: 07/01/2020	To: 06/30/2021
A. Approved Carryover:		
B. Total Current Year Allocation:		
D. Total Funding Available:		

Revenue 24305.0000.41924 \$14,400

Fund	Function	Object	Program	Job Class	Present Budget	Adj Amt Exp	Adj Budget	ADD'L FTE
24305 Governor's Emergency Education Relief Fund (GEERF)	2600 Operation & Maintenance of Plant	54416 Communication Services	0000 No Program	0000 No Job Class		\$14,400	\$14,400	
Sub Total						\$14,400		
Indirect Cost								
<b>DOC. TOTAL</b>						<b>\$14,400</b>		

**Justification:**

award letter

Compliance with Sections 10-15-1 and 22-8-12, NMSA, 1978 Compilation:

A. The requested budget/changes were authorized at a scheduled Board of Education or Governance Council meeting open to the public on:

B. Justification for the transfer: Explanation such as "underbudgeted", "insufficient budget", or "needed to close out Project" ARE NOT ACCEPTABLE. Attach additional sheets if necessary.

ALL TRANSFER BARS MUST NET OUT TO ZERO ON THE DOC. TOTAL LINE.

Must submit backup for all BARs,  
except transfers of funds for SEG or  
direct grants

**STATE OF NEW MEXICO**  
**PUBLIC EDUCATION DEPARTMENT**  
300 Don Gaspar Santa Fe, NM 87501-2786  
**Budget Adjustment Request**

**Doc. ID:** 001-118-2021-0032-D  
**Fund Type:** General Fund / Capital  
Outlay / Debt Service  
**Adjustment Type:** Decrease

**Fiscal Year:** 2020-2021

**Entity Name:** Christine Duncan's Heritage Academy

**Adjustment Changes Intent/Scope of Program Yes or No?:** No

**Contact:** Angela Lerner, Business Manager

**Total Approved Budget (Flowthrough):**

**Phone:** 505-459-1895

**Email:** angie@k12accounting.com

<b>FLOWTHROUGH ONLY</b>	
<b>Budget Period:</b> Jul 1 2020 12:00AM	<b>To:</b> Jun 30 2021 12:00AM
<b>A. Approved Carryover:</b>	
<b>B. Total Current Year Allocation:</b>	
<b>D. Total Funding Available:</b>	

Revenue 11000.0000.43101 (\$166,319)

Fund	Function	Object	Program	Job Class	Present Budget	Adj Amt Exp	Adj Budget	ADD'L FTE
11000 Operational	1000 Instruction	57331 Fixed Assets (more than \$5,000)	1010 Regular Education (K- 12) Programs	0000 No Job Class	\$506,108	(\$166,319)	\$339,789	
Sub Total						(\$166,319)		
Indirect Cost								
<b>DOC. TOTAL</b>						(\$166,319)		

**Justification:**

ped spread sheet

Compliance with Sections 10-15-1 and 22-8-12, NMSA, 1978 Compilation:

A. The requested budget/changes were authorized at a scheduled Board of Education or Governance Council meeting open to the public on:

B. Justification for the transfer: Explanation such as "underbudgeted", "insufficient budget", or "needed to close out Project" ARE NOT ACCEPTABLE. Attach additional sheets if necessary.

ALL TRANSFER BARS MUST NET OUT TO ZERO ON THE DOC. TOTAL LINE.

Must submit backup for all BARs, except transfers of funds for SEG or direct grants

**STATE OF NEW MEXICO**  
**PUBLIC EDUCATION DEPARTMENT**  
 300 Don Gaspar Santa Fe, NM 87501-2786  
**Budget Adjustment Request**

Doc. ID: 001-118-2021-0033-M

Fund Type: Flowthrough

Adjustment Type: Maintenance

Fiscal Year: 2020-2021

Entity Name: Christine Duncan's Heritage Academy

Adjustment Changes Intent/Scope of Program Yes or No?: No

Contact: Angela Lerner, Business Manager

Total Approved Budget (Flowthrough):

Phone: 505-459-1895

Email: angie@k12accounting.com

<b>FLOWTHROUGH ONLY</b>	
Budget Period: 07/01/2020	To: 06/30/2021
A. Approved Carryover:	
B. Total Current Year Allocation:	
D. Total Funding Available:	

Fund	Function	Object	Program	Job Class	Present Budget	Adj Amt Exp	Adj Budget	ADD'L FTE
24153 English Language Acquisition	1000 Instruction	53330 Professional Development	1010 Regular Education (K-12) Programs	0000 No Job Class	\$1,950	(\$1,950)		
24153 English Language Acquisition	1000 Instruction	56113 Software	1010 Regular Education (K-12) Programs	0000 No Job Class	\$4,170	(\$4,170)		
24153 English Language Acquisition	1000 Instruction	51300 Additional Compensation	1010 Regular Education (K-12) Programs	1411 Teachers-Grades 1-12		\$4,900	\$4,900	
24153 English Language Acquisition	1000 Instruction	52111 Educational Retirement	0000 No Program	0000 No Job Class		\$720	\$720	
24153 English Language Acquisition	1000 Instruction	52112 ERA - Retiree Health	0000 No Program	0000 No Job Class		\$110	\$110	
24153 English Language Acquisition	1000 Instruction	52210 FICA Payments	0000 No Program	0000 No Job Class		\$310	\$310	
24153 English Language Acquisition	1000 Instruction	52220 Medicare Payments	0000 No Program	0000 No Job Class		\$80	\$80	
Sub Total						\$0		
Indirect Cost								
<b>DOC. TOTAL</b>						<b>\$0</b>		

**Justification:**

moving money for tutoring stipends

Compliance with Sections 10-15-1 and 22-8-12, NMSA, 1978 Compilation:

A. The requested budget/changes were authorized at a scheduled Board of Education or Governance Council meeting open to the public on:

B. Justification for the transfer: Explanation such as "underbudgeted", "insufficient budget", or "needed to close out Project" ARE NOT ACCEPTABLE. Attach additional sheets if necessary.

ALL TRANSFER BARS MUST NET OUT TO ZERO ON THE DOC. TOTAL LINE.

**Checks Dated 02/01/2021 through 02/28/2021**

Check Number	Check Date	Pay to the Order of	Funds-Objct	Expensed Amount	Check Amount
12467	02/01/2021	Metropolitan Life Insurance	11000-23147		200.00
12468	02/02/2021	Pre-Paid Legal Services, Inc.	11000-23147		37.90
12469	02/03/2021	ABCWUA	11000-54415	629.34	
			21000-54415	157.34	786.68
12470	02/03/2021	American Family Life	11000-23150		367.44
12471	02/03/2021	American Waste Removal, Inc	21000-55915		197.32
12472	02/03/2021	Association of Charter School Education Services	11000-53414		13,527.53
12473	02/03/2021	De Lage Landen Financial Services Inc	11000-54630		676.93
12474	02/03/2021	InAccord, P.C.	11000-53413		3,236.25
12475	02/03/2021	Quill Corporation	11000-56118		994.83
12476	02/03/2021	T-Mobile USA Inc	11000-54416		700.00
12480	02/11/2021	Amaros Carpet Cleaning	11000-55915		560.96
12481	02/11/2021	Association of Charter School Education Services	11000-55915		1,070.41
12482	02/11/2021	Bilingual Multicultural Services, Inc.	11000-53212	702.22	
			11000-53213	2,860.86	
			24106-53212	5,832.83	9,395.91
12483	02/11/2021	Charter School Nursing Service	11000-55915		5,960.09
12484	02/11/2021	Crystal Springs	11000-55915	60.39	
			11000-56118	71.20	131.59
12485	02/11/2021	Lynda Martinez	11000-56118		198.16
12486	02/11/2021	Metropolitan Life Insurance	11000-23147		200.00
12487	02/11/2021	Pitney Bowes Purchase Power	11000-56118		63.04
12488	02/11/2021	Saylor Family Trust, LLC	11000-54610		35,000.00
12489	02/11/2021	Saylor Family Trust, LLC	11000-54610		505.33
12490	02/11/2021	School Nurse Supply, Inc.	11000-57332	998.59	
			24301-56118	304.57	
			24301-57332	859.41	2,162.57
12491	02/11/2021	Western State Fire Protection Co.	11000-54312		593.31
12492	02/17/2021	Association of Charter School Education Services	11000-53414	3,775.63	
			21000-55915	24,223.16	27,998.79
12493	02/17/2021	Dual Language Education of New Mexico	24154-53330		1,920.00
12494	02/17/2021	Learning Sciences Int'l	24154-53330		2,000.00
12495	02/17/2021	Lifetouch Natl School Studios	11000-53711		469.61
12496	02/17/2021	PSG Embroidery Screen Printing	11000-56118		585.00
12501	02/18/2021	Ben E Keith Foods	24118-56116		5,066.97
12502	02/18/2021	Jesus A Moncada	23010-56118		825.00
12505	02/24/2021	Alpine Protection LLC	11000-55915		79.98
12506	02/24/2021	Association of Charter School Education Services	11000-55915		1,070.41
12507	02/24/2021	Brady Industries, LLC	11000-56118		394.10
12508	02/24/2021	NM Gas Company	11000-54412	163.57	
			21000-54412	163.57	327.14

The preceding Checks have been issued in accordance with the District's Policy and authorization of the Board of Trustees. It is recommended that the preceding Checks be approved.



Page 1 of 3

**Checks Dated 02/01/2021 through 02/28/2021**

Check Number	Check Date	Pay to the Order of	Funds-Objct	Expensed Amount	Check Amount
12509	02/24/2021	Orkin Pest Control	11000-55915		112.19
12510	02/24/2021	Veronica Vigil	11000-56118		132.79
VCH-00000089	02/02/2021	NM RHC	11000-23123	4,190.13	
			21000-23123	38.78	
			24101-23123	214.96	
			24106-23123	79.03	
			27149-23123	359.83	4,882.73
VCH-00000090	02/03/2021	NM Taxation/Revenue Department	11000-23142	4,102.28	
			21000-23142	3.92	
			24101-23142	329.49	
			24106-23142	4.22	
			27149-23142	367.75	4,807.66
VCH-00000091	02/03/2021	NMPSIA	11000-23125	19,473.31	
			11000-52311	309.62-	
			11000-52312	7.89-	
			11000-52313	7.16-	
			11000-52314	3.13-	
			21000-23125	5.26	
			24101-23125	84.32	
			24106-23125	808.07	
			27149-23125	91.22	
			27149-52312	5.26-	20,129.12
VCH-00000094	02/01/2021	NM Educational RetirementBoard	11000-23124	34,302.82	
			21000-23124	285.08	
			24101-23124	1,743.51	
			24106-23124	580.78	
			27149-23124	2,870.38	39,782.57
VCH-00000095	02/03/2021	NM Educational RetirementBoard	11000-23124	34.98	
			11000-52111	46.24	
			24101-23124	60.35	
			24101-52111	79.80	
			27149-23124	271.33	
			27149-52111	358.81	851.51
VCH-00000096	02/10/2021	NM Educational RetirementBoard	Reissued		41,483.91 *
	Reissued on 03/01/2021				
<b>Total Number of Checks</b>				<b>41</b>	<b>229,485.73</b>

	Count	Amount
Reissue	1	41,483.91
Net Issue		188,001.82

**Fund Recap**

Fund	Description	Check Count	Expensed Amount
11000	Operational Fund	35	137,820.02
21000	Food Services Fund	8	25,074.43
23010	Admin Discretionary Account	1	825.00
24101	Title I - IASA	5	2,512.43

The preceding Checks have been issued in accordance with the District's Policy and authorization of the Board of Trustees. It is recommended that the preceding Checks be approved.



**Checks Dated 02/01/2021 through 02/28/2021**

Check Number	Check Date	Pay to the Order of	Funds-Objct	Expensed Amount	Check Amount
--------------	------------	---------------------	-------------	-----------------	--------------

**Fund Recap**

<u>Fund</u>	<u>Description</u>	<u>Check Count</u>	<u>Expensed Amount</u>
24106	IDEA-B Entitlement	5	7,304.93
24118	Fresh Fruit & Vegetables	1	5,066.97
24154	Teach./Princp. Train & Recruit	2	3,920.00
24301	CARES Act	1	1,163.98
27149	PreK Initiative	5	4,314.06
Total Number of Checks		<b>41</b>	188,001.82
Less Unpaid Tax Liability			.00
<b>Net (Check Amount)</b>			<b>188,001.82</b>

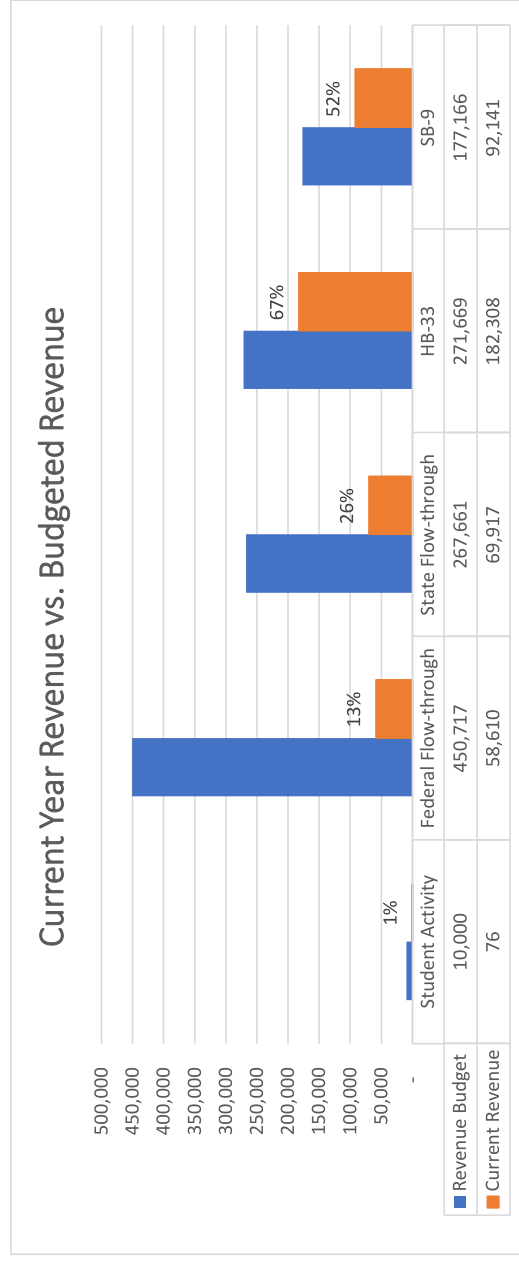
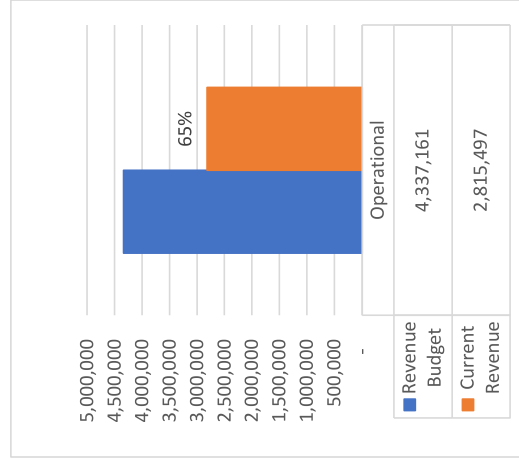
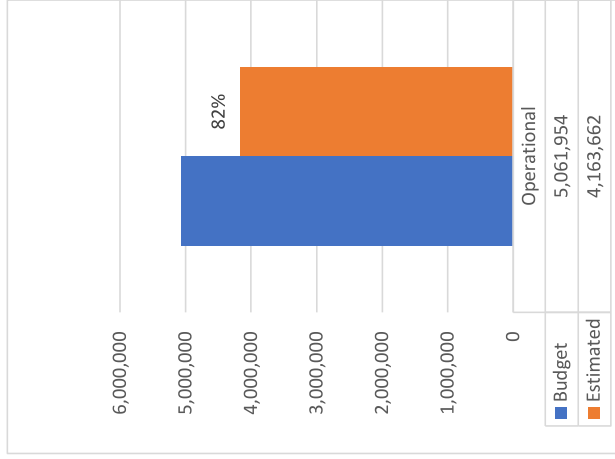
The preceding Checks have been issued in accordance with the District's Policy and authorization of the Board of Trustees. It is recommended that the preceding Checks be approved.



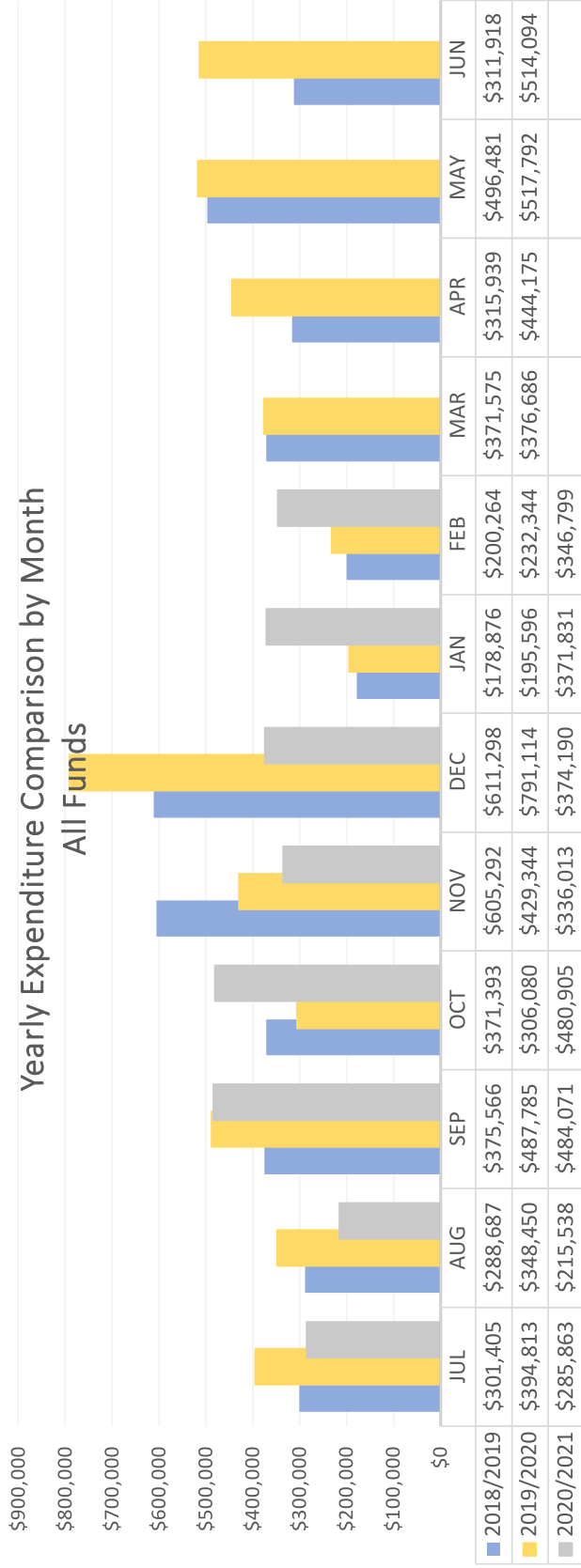
# Christine Duncan Heritage Academy

Expenditure Analytical Review

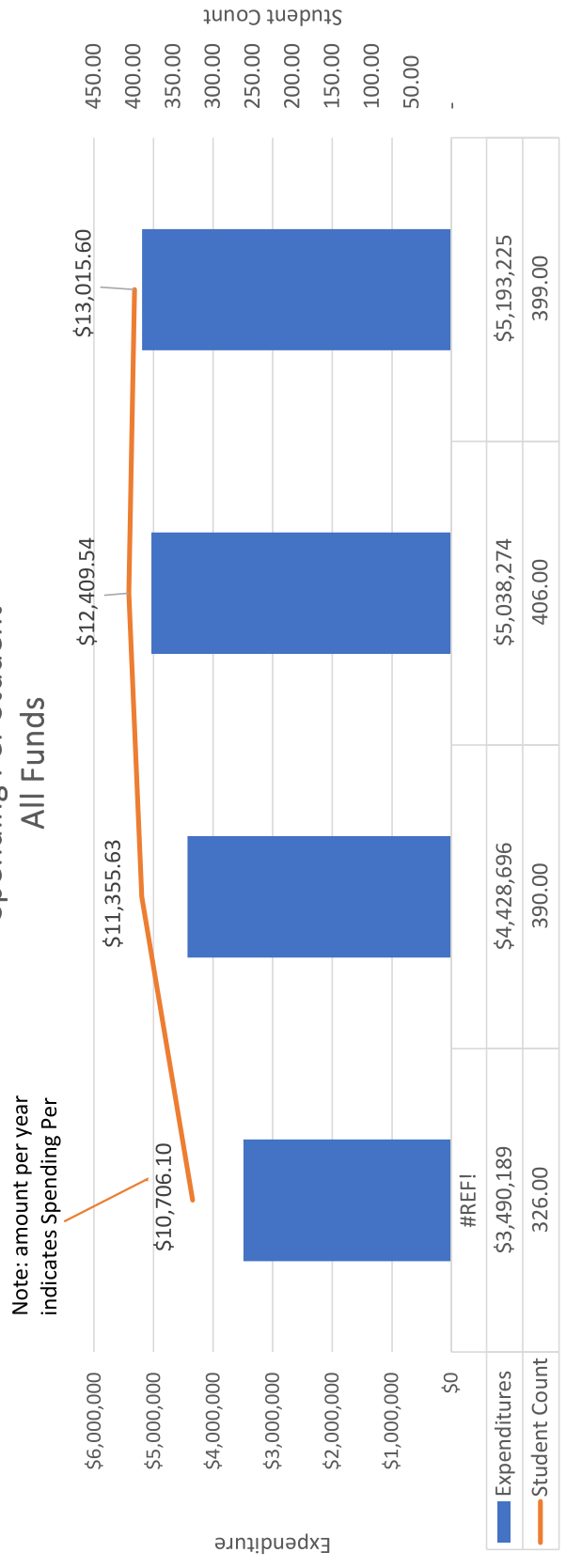
February 28, 2021



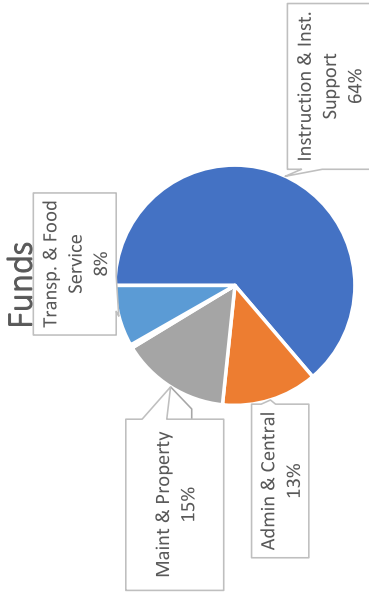
### Yearly Expenditure Comparison by Month All Funds



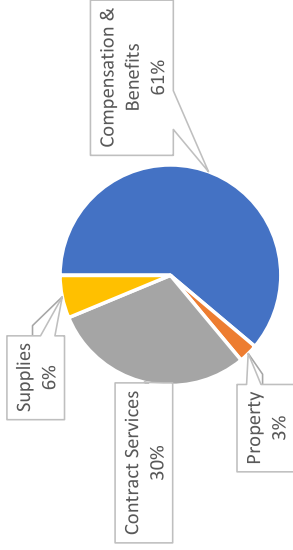
### Spending Per Student All Funds



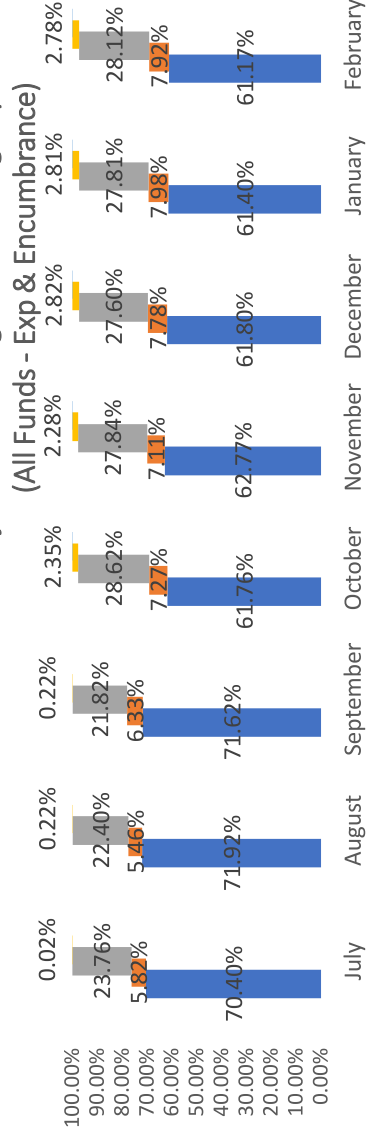
### Estimated Expenditures by Function - All Funds



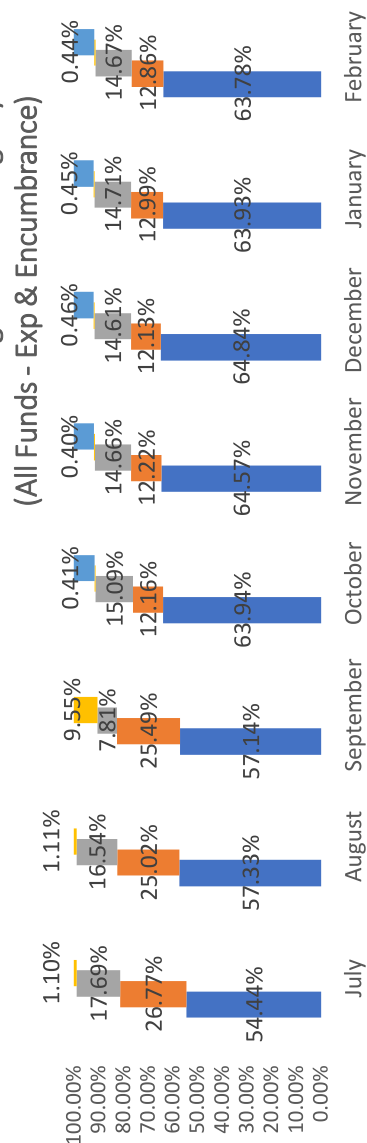
### Estimated Expenditures by Object - All Funds



### Object Code Change in Percentage by Month

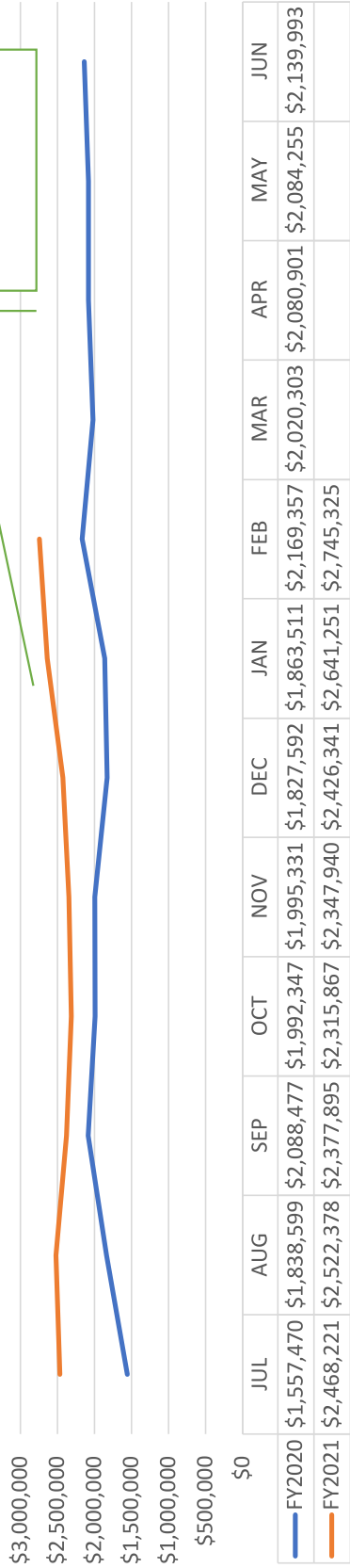


### Function Code Change in Percentage by Month



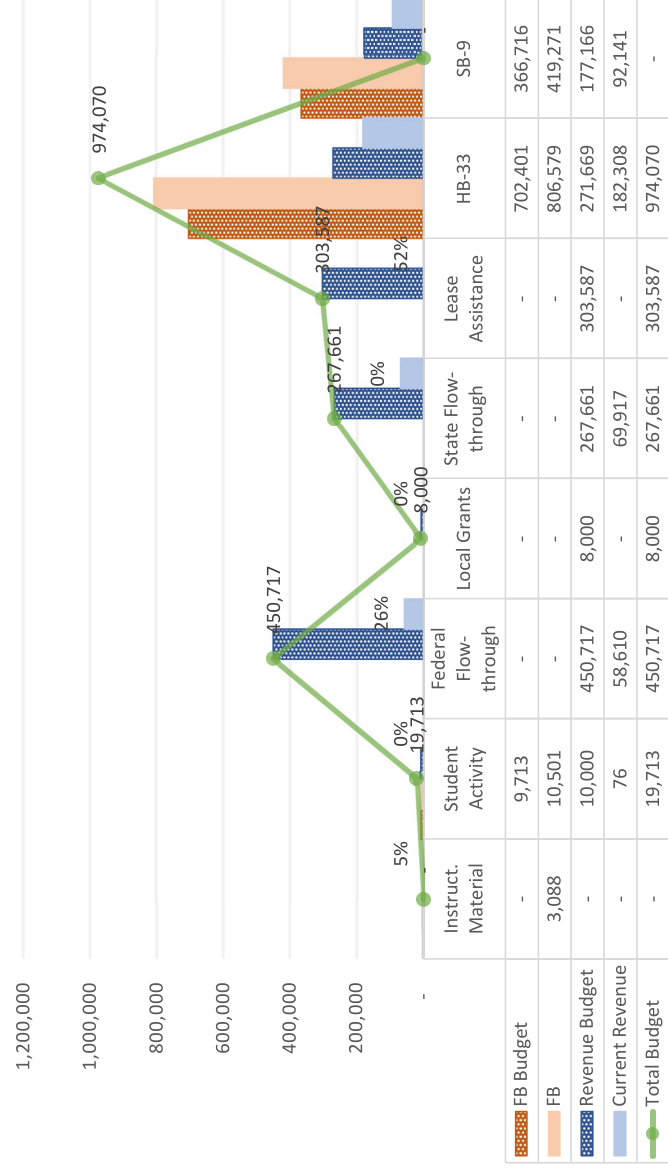
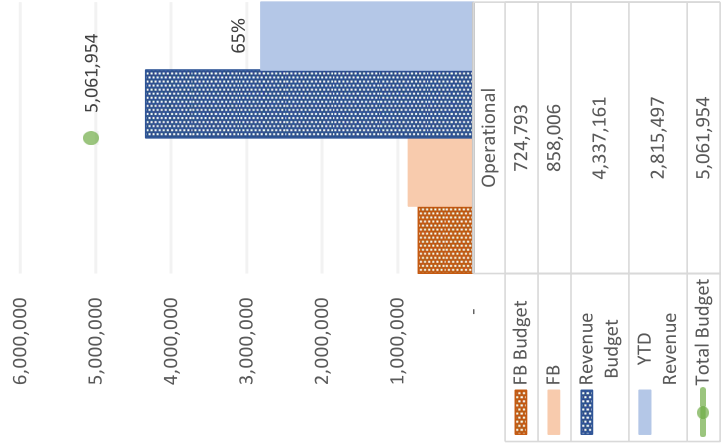
### Monthly Cash Balance All Funds

Operational Fund Cash  
Liquidity is 4.26



### Current Year Revenue vs. Budgeted Revenue & Beg Fund Balance vs. Budgeted Fund Balance

#### (Operational Fund Only)



# Analyzed Business Checking - PF

Account number [REDACTED] ■ February 1, 2021 - February 28, 2021 ■ Page 1 of 3

CHRISTINE DUNCAN'S HERITAGE ACADEMY  
1900 ATRISCO DR NW  
ALBUQUERQUE NM 87120-1146

## Questions?

Call your Customer Service Officer or Client Services  
**1-800-AT WELLS** (1-800-289-3557)  
5:00 AM TO 6:00 PM Pacific Time Monday - Friday

Online: [wellsfargo.com](http://wellsfargo.com)

Write: Wells Fargo Bank, N.A. (585)  
P.O. Box 6995  
Portland, OR 97228-6995

## Account summary

### Analyzed Business Checking - PF

Account number	Beginning balance	Total credits	Total debits	Ending balance
[REDACTED]	\$2,678,712.89	\$491,608.09	-\$373,734.28	\$2,796,586.70

## Credits

### Deposits

Effective date	Posted date	Amount	Transaction detail
02/12	02/16	846.89	Reversal of Check Posted 2-12-21 Reposted 2-16-21 for \$845.89 Our Ref: 2-12-21 00000000
		<b>\$ 46.89</b>	<b>Total deposits</b>

### Electronic deposits/bank credits

Effective date	Posted date	Amount	Transaction detail
	02/01	27,085.73	Post Verify Deposit
	02/02	27,511.88	State of NEW Mex Vndr Pymt Nmap0001020037 USDA December 2020 Sso USDA December 2020 Sso
	02/11	338,896.74	APS Payments Christine Dncn Christine Duncan Ha Cs
	02/22	5,957.13	Bernalillo Count Distr_Pymt Christine Duncans Heri
	02/23	21,214.76	State of NEW Mex Vndr Pymt Nmap0001036393 USDA January 2021 Sso USDA January 2021 Sso
	02/25	70,094.96	Post Verify Deposit
		<b>\$ ,761.20</b>	<b>Total electronic deposits/bank credits</b>
		<b>\$ 1,6 8. 9</b>	<b>Total credits</b>



**Debits**

**Electronic debits/bank debits**

Effective date	Posted date	Amount	Transaction detail
02/02		20,129.12	WT Seq206902 State of NEW Mexico /Bnf=Nmpsia Srf# Gw00000039491572 Tm#210201206902 Rfb# 40
02/02		4,882.73	WT Seq205388 State of NEW Mexico /Bnf=NM Rehtiree Healthcare Srf# Gw00000039492521 Tm#210201205388 Rfb# 39
02/02		37.90	Legalshield Grp Paymt 250540970148716 Christine Duncan Herit
02/02		39,782.57	< Business to Business ACH Debit - Nmerb Web Pay 210201 02353 Christine Duncan Herit
02/03		367.44	< Business to Business ACH Debit - AFLAC Insurance 020121 L7U96235753 Christine Duncans
02/04		55,588.91	ACH Prep Origintn - Christine Duncan - File 7878782339 Coid 1205009183
02/04		851.51	< Business to Business ACH Debit - Nmerb Web Pay 210203 02353 Christine Duncan Herit
02/05		17,418.32	< Business to Business ACH Debit - IRS Usat taxpymt 020521 270143611177273 Christine Duncans Heri
02/05		4,807.66	< Business to Business ACH Debit - Tax_Rev_Crs_Ecks Trd Pmnt 210203 1163496192 Christine Duncan Herit
02/11		172.68	Client Analysis Srvc Chrg 210210 Svc Chge 0121 000009790384409
02/17		60,830.63	ACH Prep Origintn - Christine Duncan - File 7878782339 Coid 1205009183
02/19		19,146.83	< Business to Business ACH Debit - IRS Usat taxpymt 021921 270145060504571 Christine Duncans Heri
02/19		145.64	< Business to Business ACH Debit - IRS Usat taxpymt 021921 270145002185891 Christine Duncans Heri
02/26		606.02	< Business to Business ACH Debit - IRS Usat taxpymt 022621 270145730990626 Christine Duncans Heri

**\$22 ,767. 6 Total electronic debits/bank debits**

< **Business to Business ACH:** If this is a business account, this transaction has a return time frame of one business day from post date. This time frame does not apply to consumer accounts.

**Checks paid**

Number	Amount	Date	Number	Amount	Date	Number	Amount	Date
12397	240.00	02/11	12469*	786.68	02/11	12482	9,395.91	02/16
12415*	500.00	02/03	12471*	197.32	02/10	12483	5,960.09	02/23
12416	657.66	02/11	12472	13,527.53	02/16	12484	131.59	02/17
12443*	15,300.00	02/04	12473	676.93	02/17	12485	198.16	02/17
12457*	2,209.87	02/10	12474	3,236.25	02/09	12486	200.00	02/18
12458	2,359.65	02/03	12475	994.83	02/19	12487	63.04	02/26
12463*	560.96	02/03	12477*	846.89	02/12	12488	35,000.00	02/18
12464	13,825.33	02/01	12477	845.89	02/16	12489	505.33	02/18
12465	38.00	02/03	12479*	219.22	02/08	12490	2,162.57	02/18
12466	1,152.78	02/11	12480	560.96	02/16	12491	593.31	02/18
12467	200.00	02/12	12481	1,070.41	02/16	12492	27,998.79	02/22



**Checks paid (continued)**

Number	Amount	Date	Number	Amount	Date	Number	Amount	Date
12496 *	585.00	02/22	12499	879.18	02/24	12501 *	5,066.97	02/25
12498 *	219.22	02/19						

**\$148,966.32 Total checks paid**

\* Gap in check sequence.

**\$3 3,73 .28 Total debits**

**Daily ledger balance summary**

Date	Balance	Date	Balance	Date	Balance
01/31	2,678,712.89	02/09	2,553,404.93	02/19	2,740,478.94
02/01	2,691,973.29	02/10	2,550,997.74	02/22	2,717,852.28
02/02	2,654,652.85	02/11	2,886,884.68	02/23	2,733,106.95
02/03	2,650,826.80	02/12	2,885,837.79	02/24	2,732,227.77
02/04	2,579,086.38	02/16	2,861,283.98	02/25	2,797,255.76
02/05	2,556,860.40	02/17	2,799,446.67	02/26	2,796,586.70
02/08	2,556,641.18	02/18	2,760,985.46		

**Average daily ledger balance \$2, 26, 8.57**

Statement Date 02/28/2021

Cash Object 11010

Journal Entry # CA21-00014

Status Posted

Bank Statement Ending Balance	2,796,586.70	Service Charge	172.68
Less: Uncleared Payments	51,261.46	Interest Earned	0.00
Add: Uncleared Deposits	0.00		
Add: Uncleared Other	0.00	Cleared Payments	372,714.71
Adjusted Bank Balance	2,745,325.24	Cleared Deposits	490,761.20
System Cash Balance	2,745,325.24	Cleared Other	172.68-
Add: Unposted Charges and Interest	0.00		
Revised System Cash Balance	2,745,325.24	Submitted By	DLINGAT, 03/03/2021
Difference	0.00	Posted By	ALERNER, 03/03/2021

Uncleared Payments		Check Amount	Pay To Name	Vendor ID	Emp ID	Bank Acct
Issued	Check #					
09/30/20	12278(*)		Lynda Martinez	010145		130MAIN
10/30/20	12322(*)		Metropolitan Life Insurance	901002		130MAIN
11/27/20	12357	219.22	NM Child Supp Enforc Agency	901001		130MAIN
02/03/21	12476	700.00	T-Mobile USA Inc	010181		130MAIN
02/10/21	VCH-00000096	41,483.91	NM Educational RetirementBoard	900005		130MAIN
02/17/21	12493	1,920.00	Dual Language Education of New Mexicc	000156		130MAIN
02/17/21	12494	2,000.00	Learning Sciences Int'l	010182		130MAIN
02/17/21	12495	469.61	Lifetouch Natl School Studios	010015		130MAIN
02/18/21	12502	825.00	Jesus A Moncada	000111		130MAIN
02/24/21	12505	79.98	Alpine Protection LLC	010013		130MAIN
02/24/21	12506	1,070.41	Association of Charter School Education Ser	000635		130MAIN
02/24/21	12507	394.10	Brady Industries, LLC	000620		130MAIN
02/24/21	12508	327.14	NM Gas Company	000558		130MAIN
02/24/21	12509	112.19	Orkin Pest Control	000697		130MAIN
02/24/21	12510	132.79	Veronica Vigil	010191		130MAIN
02/25/21	12503	1,527.11	Brian L. Mahieu		000153	130MAIN
		<b>51,261.46</b>	<b>(*) Cancelled Payments</b>			<b>398.16</b>

Cleared Payments		Check Amount	Cleared Amount	Difference	Cleared	Pay To Name	Vendor ID	Emp ID	Bank Acct
Issued	Check #								
12/16/20	12397	240.00	240.00		02/28/21	Dual Language Education of New Mexicc	000156		130MAIN
12/29/20	12415	500.00	500.00		02/28/21	Metropolitan Life Insurance	901002		130MAIN
12/29/20	12416	657.66	657.66		02/28/21	NM Child Supp Enforc Agency	901001		130MAIN
01/13/21	12443	15,300.00	15,300.00		02/28/21	Association of Charter School Education Ser	000635		130MAIN
01/21/21	12457	2,209.87	2,209.87		02/28/21	PNM	000178		130MAIN
01/21/21	12458	2,359.65	2,359.65		02/28/21	Quill Corporation	000214		130MAIN

Selection Grouped by Org, Cash Object, Statement Date - Sorted by Item date, Item #, (Org = 130, Cash Object IN ('11010'), Bank Statement Date = 2/28/2021, Uncleared Only? = No)



Statement Date 02/28/2021

Cash Object 11010

Journal Entry # CA21-00014

Status Posted

Issued	Check #	Check Amount	Cleared Amount	Difference	Cleared	Pay To Name	Vendor ID	Emp ID	Bank Acct
01/28/21	12463	560.96	560.96		02/28/21	Amaros Carpet Cleaning	010114		130MAIN
01/28/21	12464	13,825.33	13,825.33		02/28/21	Association of Charter School Education Ser	000635		130MAIN
01/28/21	12465	38.00	38.00		02/28/21	Ephesus Office Technologies	000209		130MAIN
01/28/21	12466	1,152.78	1,152.78		02/28/21	Quill Corporation	000214		130MAIN
02/01/21	12467	200.00	200.00		02/28/21	Metropolitan Life Insurance	901002		130MAIN
02/01/21	Batch 02/01/2021	39,782.57	39,782.57		02/28/21				130MAIN
02/02/21	12468	37.90	37.90		02/28/21	Pre-Paid Legal Services, Inc.	901000		130MAIN
02/02/21	Batch 02/02/2021	4,882.73	4,882.73		02/28/21				130MAIN
02/03/21	12469	786.68	786.68		02/28/21	ABCWUA	000221		130MAIN
02/03/21	12470	367.44	367.44		02/28/21	American Family Life	901012		130MAIN
02/03/21	12471	197.32	197.32		02/28/21	American Waste Removal, Inc	000573		130MAIN
02/03/21	12472	13,527.53	13,527.53		02/28/21	Association of Charter School Education Ser	000635		130MAIN
02/03/21	12473	676.93	676.93		02/28/21	De Lage Landen	Financial Services 000411		130MAIN
02/03/21	12474	3,236.25	3,236.25		02/28/21	InAccord, P.C.	010081		130MAIN
02/03/21	12475	994.83	994.83		02/28/21	Quill Corporation	000214		130MAIN
02/03/21	Batch 02/03/2021	25,788.29	25,788.29		02/28/21				130MAIN
02/05/21	12477	845.89	845.89		02/28/21	Maria V. Granados Gomez	000201		130MAIN
02/05/21	12478	17,418.32	17,418.32		02/28/21	EFTPS	900004		130MAIN
02/05/21	12479	219.22	219.22		02/28/21	NM Child Supp Enforc Agency	901001		130MAIN
02/05/21	Batch 02/05/2021	55,588.91	55,588.91		02/28/21				130MAIN
02/11/21	12480	560.96	560.96		02/28/21	Amaros Carpet Cleaning	010114		130MAIN
02/11/21	12481	1,070.41	1,070.41		02/28/21	Association of Charter School Education Ser	000635		130MAIN
02/11/21	12482	9,395.91	9,395.91		02/28/21	Bilingual Multicultural Services, Inc.	000241		130MAIN
02/11/21	12483	5,960.09	5,960.09		02/28/21	Charter School Nursing Service	000251		130MAIN
02/11/21	12484	131.59	131.59		02/28/21	Crystal Springs	010183		130MAIN
02/11/21	12485	198.16	198.16		02/28/21	Lynda Martinez	010145		130MAIN
02/11/21	12486	200.00	200.00		02/28/21	Metropolitan Life Insurance	901002		130MAIN
02/11/21	12487	63.04	63.04		02/28/21	Pitney Bowes Purchase Power	000760		130MAIN
02/11/21	12488	35,000.00	35,000.00		02/28/21	Saylor Family Trust, LLC	000555		130MAIN
02/11/21	12489	505.33	505.33		02/28/21	Saylor Family Trust, LLC	000555		130MAIN
02/11/21	12490	2,162.57	2,162.57		02/28/21	School Nurse Supply, Inc.	000441		130MAIN
02/11/21	12491	593.31	593.31		02/28/21	Western State Fire Protection Co.	000577		130MAIN
02/17/21	12492	27,998.79	27,998.79		02/28/21	Association of Charter School Education Ser	000635		130MAIN
02/17/21	12496	585.00	585.00		02/28/21	PSG Embroidery Screen Printing	000496		130MAIN
02/18/21	12499	879.18	879.18		02/28/21	Maria V. Granados Gomez	000201		130MAIN

Statement Date 02/28/2021

Cash Object 11010

Status Posted Journal Entry # CA21-00014

Cleared Payments (continued)									
Issued	Check #	Check Amount	Cleared Amount	Difference	Cleared	Pay To Name	Vendor ID	Emp ID	Bank Acct
02/18/21	12500	145.64	145.64		02/28/21	EFTPS	900004		130MAIN
02/18/21	12501	5,066.97	5,066.97		02/28/21	Ben E Keith Foods	000493		130MAIN
02/19/21	12497	19,146.83	19,146.83		02/28/21	EFTPS	900004		130MAIN
02/19/21	12498	219.22	219.22		02/28/21	NM Child Supp Enforc Agency	901001		130MAIN
02/19/21	Batch 02/19/2021	60,830.63	60,830.63		02/28/21				130MAIN
02/25/21	12504	606.02	606.02		02/28/21	EFTPS	900004		130MAIN
		<b>372,714.71</b>	<b>372,714.71</b>			(*) Cancelled Payments			<b>398.16</b>

Cleared Deposits									
Deposited	Deposit #	Deposit Amount	Cleared Amount	Difference	Cleared	Bank Acct			
02/01/21	Batch 02/01/2021	27,085.73	27,085.73		02/28/21	130MAIN			
02/02/21	Batch 02/02/2021	27,511.88	27,511.88		02/28/21	130MAIN			
02/11/21	Batch 02/11/2021	338,896.74	338,896.74		02/28/21	130MAIN			
02/22/21	Batch 02/22/2021	5,957.13	5,957.13		02/28/21	130MAIN			
02/23/21	Batch 02/23/2021	21,214.76	21,214.76		02/28/21	130MAIN			
02/25/21	Batch 02/25/2021	70,094.96	70,094.96		02/28/21	130MAIN			
		<b>490,761.20</b>	<b>490,761.20</b>						

Cleared Other					
Effective	JE #	Amount	Cleared Amount	Difference	JE Comment
02/28/21	CA21-00014	172.68-	172.68-		03/03/21

As of 02/28/2021		Fiscal Year 2020/21 Actuals			
Resource	Beginning Balance	Revenue Activity	Expense Activity	Net Activity	Resulting Balance
Fund 11000 - Operational Fund	858,005.58	2,815,496.78	2,362,362.00	453,134.78	1,311,140.36
Fund 14000 - Inst. Materials Fund	3,088.37	.00	.00	.00	3,088.37
Fund 21000 - Food Services Fund	121,817.14	100,070.38	128,455.37	28,384.99-	93,432.15
Fund 23000 - Non-Instruct. Fund	.00	75.60	.00	75.60	75.60
Fund 23001 - Athletic	2,455.60-	.00	.00	.00	2,455.60-
Fund 23003 - Chess Club	39.71	.00	.00	.00	39.71
Fund 23004 - Student Council	2,962.08	.00	.00	.00	2,962.08
Fund 23005 - Yearbook	2,109.50	.00	.00	.00	2,109.50
Fund 23006 - Cheer	140.02	.00	.00	.00	140.02
Fund 23007 - Sunshine	297.42	.00	.00	.00	297.42
Fund 23010 - Admin Discretionary Account	4,510.38	.00	825.00	825.00-	3,685.38
Fund 23102 - General Activities	2,897.49	.00	.00	.00	2,897.49
Fund 24101 - Title I - IASA	86,477.32-	126,871.78	69,951.91	56,919.87	29,557.45-
Fund 24106 - IDEA-B Entitlement	49,145.53-	66,630.82	47,385.13	19,245.69	29,899.84-
Fund 24118 - Fresh Fruit & Vegetables	3,631.63-	.00	5,066.97	5,066.97-	8,698.60-
Fund 24153 - English Language Acquisition	4,541.00-	4,770.00	.00	4,770.00	229.00
Fund 24154 - Teach./Princp. Train & Recruit	8,245.00-	8,975.00	6,485.00	2,490.00	5,755.00-
Fund 24189 - Title IV	1,276.00-	1,276.00	.00	1,276.00	.00
Fund 24301 - CARES Act	.00	.00	118,956.31	118,956.31-	118,956.31-
Fund 25153 - Title XIX MEDICAID 3/21 Years	28,248.67	10,070.88	3,420.80	6,650.08	34,898.75
Fund 25171 - Child & Adult Food Program	30,413.21	.00	.00	.00	30,413.21
Fund 27107 - 2012 GOBond Std. Library SB-66	7,838.00-	7,838.00	.00	7,838.00	.00
Fund 27109 - Instructional Materials- GAA	3,500.58	.00	.00	.00	3,500.58
Fund 27130 - Career Information System	.00	500.00	.00	500.00	500.00
Fund 27149 - PreK Initiative					

Selection Grouped by Fund - Sorted by Resource, (Org = 130, As of Date = 2/28/2021, Actuals = Y, Enc = N, SACS Fund = N, SACS Rsrc = N, SACS = N, Restricted Accts = Y)

SCHOOLABILITY

Page 1 of 2

As of 02/28/2021		Fiscal Year 2020/21 Actuals			
Resource	Beginning Balance	Revenue Activity	Expense Activity	Net Activity	Resulting Balance
Fund 27149 - PreK Initiative	153,896.83-	223,777.54	126,453.62	97,323.92	56,572.91-
Fund 31200 - Public School Capital Outlay	145,628.00-	145,628.00	.00	145,628.00	.00
Fund 31600 - Capital Improv. HB 33	806,579.12	182,308.32	1,823.10	180,485.22	987,064.34
Fund 31701 - Capital Improv. SB9 Local	409,417.05	92,141.27	24,026.27	68,115.00	477,532.05
Fund 31703 - SB9 State Match Cash	9,854.00	.00	.00	.00	9,854.00
<b>Total for Org</b>	<b>1,820,745.41</b>	<b>3,786,430.37</b>	<b>2,895,211.48</b>	<b>891,218.89</b>	<b>2,711,964.30</b>

Balances through 02/28/2021

Fiscal Year 2020/21

Funds - Func - Obj - ct - Pr gm - Locat n - JbCl - Opt nl	Description	Adopted Budget	Revised Budget	Encumbered	Expenditure	Account Balance
<b>Funds 11000 - Operational, Func 1000 - Instruction</b>						
11000- 1000- 51100- 0000- 001118- 1611- 00000	SalariesExpense,SubsSickl	42,642.00	42,642.00		9,129.00	33,513.00
11000- 1000- 51100- 1010- 001118- 1411- 00000	SalariesExpense, Teachers	705,330.00	557,854.00	293,350.95	229,100.31	35,402.74
11000- 1000- 51100- 1010- 001118- 1413- 00000	SalariesExpense, TeachersE	65,754.00	63,200.00	59,208.75	30,606.87	26,615.62-
11000- 1000- 51100- 1010- 001118- 1711- 00000	SalariesExpense,InstAsst1		17,665.00			17,665.00
11000- 1000- 51100- 1010- 001118- 1713- 00000	SalariesExpense,InstAsst-	8,819.00	54,387.00	41,358.43	23,098.83	10,070.26-
11000- 1000- 51100- 1020- 001118- 1711- 00000	SalariesExpense,InstAsst1	52,000.00				
11000- 1000- 51100- 2000- 001118- 1412- 00000	SalariesExpense, Teachers	108,292.00	167,510.00	93,943.20	68,891.68	4,675.12
11000- 1000- 51100- 4010- 001118- 1413- 00000	SalariesExpense, TeachersE	52,223.00	153,345.00	52,914.00	38,803.60	61,627.40
11000- 1000- 51100- 4010- 001118- 1416- 00000	SalariesExpense, TeachersO	432,218.00	350,493.00	153,435.60	133,042.59	64,014.81
11000- 1000- 51100- 4025- 001118- 1412- 00000	SalariesExpense, Teachers	136,082.00	138,847.00	62,595.05	61,895.10	14,356.85
11000- 1000- 51100- 4025- 001118- 1713- 00000	SalariesExpense,InstAsst-	54,458.00				
11000- 1000- 51200- 1010- 001118- 1713- 00000	OvertimeExpense,InstAsst-	2,280.00	2,280.00		243.35	2,036.65
11000- 1000- 51300- 1010- 001118- 1411- 00000	AddtlCompensn, Teachers	53,610.00	29,412.00		7,149.66	22,262.34
11000- 1000- 51300- 1010- 001118- 1411- 10000	AddtlCompensn, Teachers				913.00	913.00-
11000- 1000- 51300- 1010- 001118- 1621- 00000	AddtlCompensn,Sum/After	1,000.00	1,000.00			1,000.00
11000- 1000- 51300- 2000- 001118- 1412- 00000	AddtlCompensn, Teachers	6,500.00	6,500.00		178.28	6,321.72
11000- 1000- 51300- 4010- 001118- 1416- 00000	AddtlCompensn, TeachersO	31,770.00	31,770.00	50,987.07	23,543.04	42,760.11-
11000- 1000- 51300- 4030- 001118- 0000- 00000	AddtlCompensn,NoJobClas	148,925.00				
11000- 1000- 51300- 4030- 001118- 1411- 00000	AddtlCompensn, Teachers		219,628.00		220,905.95	1,277.95-
11000- 1000- 51300- 4030- 001118- 1711- 00000	AddtlCompensn,InstAsst1		12,282.00		12,254.55	27.45
11000- 1000- 51300- 4040- 001118- 0000- 00000	AddtlCompensn,NoJobClas	96,440.00	100.00			100.00
11000- 1000- 51300- 4040- 001118- 1411- 00000	AddtlCompensn, Teachers		42,319.00		52,196.19	9,877.19-
11000- 1000- 51300- 4040- 001118- 1711- 00000	AddtlCompensn,InstAsst1		2,554.00		4,854.15	2,300.15-
11000- 1000- 51300- 9000- 001118- 1618- 00000	AddtlCompensn,Athletics	2,000.00	2,000.00			2,000.00
11000- 1000- 51300- 9000- 001118- 1621- 00000	AddtlCompensn,Sum/After				352.00	352.00-
11000- 1000- 52111- 0000- 001118- 0000- 00000	EducRetirement	13,468.00			483.51	483.51-
11000- 1000- 52111- 1010- 001118- 0000- 00000	EducRetirement	118,645.00	97,113.00	55,739.10	38,512.66	2,861.24
11000- 1000- 52111- 1010- 001118- 0000- 10000	EducRetirement				129.20	129.20-
11000- 1000- 52111- 1020- 001118- 0000- 00000	EducRetirement	7,358.00	7,358.00			7,358.00
11000- 1000- 52111- 2000- 001118- 0000- 00000	EducRetirement	16,245.00	25,032.00	13,292.85	9,773.31	1,965.84
11000- 1000- 52111- 4010- 001118- 0000- 00000	EducRetirement	65,408.00	82,896.00	36,414.00	27,647.92	18,834.08
11000- 1000- 52111- 4025- 001118- 0000- 00000	EducRetirement	26,964.00	26,964.00	8,857.11	8,758.10	9,348.79
11000- 1000- 52111- 4030- 001118- 0000- 00000	EducRetirement	21,082.00	24,582.00		32,458.86	7,876.86-
11000- 1000- 52111- 4040- 001118- 0000- 00000	EducRetirement	13,663.00	6,163.00		6,177.51	14.51-
11000- 1000- 52111- 9000- 001118- 0000- 00000	EducRetirement	284.00	284.00			284.00
11000- 1000- 52112- 0000- 001118- 0000- 00000	ERARetireeHlth	1,904.00	1,904.00		74.46	1,829.54

Balances through 02/28/2021

Fiscal Year 2020/21

Funds - Func - Obj ct - Pr gm- Locat n- Jb Cl - Opt nl	Description	Adopted Budget	Revised Budget	Encumbered	Expenditure	Account Balance
<b>Funds 11000 - Operational, Func 1000 - Instruction (continued)</b>						
11000- 1000- 52112- 1010- 001118- 0000- 00000	ERARetireeHlth	16,777.00	16,777.00	7,878.30	5,764.94	3,133.76
11000- 1000- 52112- 1010- 001118- 0000- 10000	ERARetireeHlth				18.26	18.26-
11000- 1000- 52112- 1020- 001118- 0000- 00000	ERARetireeHlth	1,040.00	1,040.00			1,040.00
11000- 1000- 52112- 2000- 001118- 0000- 00000	ERARetireeHlth	2,296.00	4,751.00	1,878.90	1,377.85	1,494.25
11000- 1000- 52112- 4010- 001118- 0000- 00000	ERARetireeHlth	9,249.00	11,717.00	5,146.89	3,907.80	2,662.31
11000- 1000- 52112- 4025- 001118- 0000- 00000	ERARetireeHlth	3,814.00	3,814.00	1,251.99	1,237.92	1,324.09
11000- 1000- 52112- 4030- 001118- 0000- 00000	ERARetireeHlth	2,985.00	2,985.00		4,663.26	1,678.26-
11000- 1000- 52112- 4040- 001118- 0000- 00000	ERARetireeHlth	1,939.00	1,939.00		940.99	998.01
11000- 1000- 52112- 9000- 001118- 0000- 00000	ERARetireeHlth	40.00	40.00			40.00
11000- 1000- 52210- 0000- 001118- 0000- 00000	FICA Payments	5,902.00	5,902.00	59.02	474.27	5,368.71
11000- 1000- 52210- 1010- 001118- 0000- 00000	FICA Payments	51,983.00	51,983.00	24,351.59	18,033.11	9,598.30
11000- 1000- 52210- 1010- 001118- 0000- 10000	FICA Payments		11,816.00	3,880.92	3,837.54	56.60-
11000- 1000- 52210- 1020- 001118- 0000- 00000	FICA Payments	3,224.00	3,224.00			3,224.00
11000- 1000- 52210- 2000- 001118- 0000- 00000	FICA Payments	7,118.00	14,726.00	5,824.50	4,282.36	4,619.14
11000- 1000- 52210- 4010- 001118- 0000- 00000	FICA Payments	28,659.00	36,894.00	15,895.21	12,071.45	8,927.34
11000- 1000- 52210- 4025- 001118- 0000- 00000	FICA Payments	11,816.00	11,816.00		3,837.54	4,097.54
11000- 1000- 52210- 4030- 001118- 0000- 00000	FICA Payments	9,242.00	9,242.00		14,428.68	5,186.68-
11000- 1000- 52210- 4040- 001118- 0000- 00000	FICA Payments	5,997.00	5,997.00		3,536.31	2,460.69
11000- 1000- 52210- 9000- 001118- 0000- 00000	FICA Payments	124.00	124.00		21.83	102.17
11000- 1000- 52220- 0000- 001118- 0000- 00000	MedicarePaymnts	1,381.00	1,381.00	13.80	110.93	1,256.27
11000- 1000- 52220- 1010- 001118- 0000- 00000	MedicarePaymnts	12,175.00	12,175.00	5,694.90	4,217.22	2,262.88
11000- 1000- 52220- 1010- 001118- 0000- 10000	MedicarePaymnts				13.23	13.23-
11000- 1000- 52220- 1020- 001118- 0000- 00000	MedicarePaymnts	754.00	754.00			754.00
11000- 1000- 52220- 2000- 001118- 0000- 00000	MedicarePaymnts	1,666.00	3,444.00	1,362.15	1,001.49	1,080.36
11000- 1000- 52220- 4010- 001118- 0000- 00000	MedicarePaymnts	6,712.00	8,628.00	3,717.83	2,823.37	2,086.80
11000- 1000- 52220- 4025- 001118- 0000- 00000	MedicarePaymnts	2,767.00	2,767.00	907.53	897.39	962.08
11000- 1000- 52220- 4030- 001118- 0000- 00000	MedicarePaymnts	2,167.00	2,167.00		3,374.42	1,207.42-
11000- 1000- 52220- 4040- 001118- 0000- 00000	MedicarePaymnts	1,415.00	1,415.00		827.04	587.96
11000- 1000- 52220- 9000- 001118- 0000- 00000	MedicarePaymnts	30.00	30.00		5.10	24.90
11000- 1000- 52311- 0000- 001118- 0000- 00000	Hth&MedPremiums				10,000.26	10,000.26-
11000- 1000- 52311- 1010- 001118- 0000- 00000	Hth&MedPremiums	60,074.00	60,074.00	24,580.22	17,046.74	18,447.04
11000- 1000- 52311- 1020- 001118- 0000- 00000	Hth&MedPremiums	12,803.00	12,803.00			12,803.00
11000- 1000- 52311- 2000- 001118- 0000- 00000	Hth&MedPremiums	17,376.00	17,376.00	2,600.78	5,789.71	8,985.51
11000- 1000- 52311- 4010- 001118- 0000- 00000	Hth&MedPremiums	45,456.00	45,456.00	17,530.52	12,429.42	15,496.06
11000- 1000- 52311- 4025- 001118- 0000- 00000	Hth&MedPremiums	5,335.00	5,335.00	5,461.26	3,900.90	4,027.16-
11000- 1000- 52312- 0000- 001118- 0000- 00000	Life	114.00	114.00		47.23	66.77

Selection Grouped by Account Type, Filtered by User Permissions, (Org = 130, Online/Offline = N, Period = 8, UnPosted JEs? = N, Assets and Liabilities? =

N, Restricted Accts? = Y, Funds = 1..8, Object = 5, Obj Digits = 0, Page Break Lvl = )

Balances through 02/28/2021

Fiscal Year 2020/21

Funds - Func - Obj - ct - Pr gm- Locat n- JbCl - Opt nI	Description	Adopted Budget	Revised Budget	Encumbered	Expenditure	Account Balance
<b>Funds 11000 - Operational, Func 1000 - Instruction (continued)</b>						
11000- 1000- 52312- 1010- 001118- 0000- 00000	Life	855.00	903.00	589.12	344.69	30.81-
11000- 1000- 52312- 1020- 001118- 0000- 00000	Life	57.00	57.00			57.00
11000- 1000- 52312- 2000- 001118- 0000- 00000	Life	114.00	278.00	110.46	78.90	88.64
11000- 1000- 52312- 4010- 001118- 0000- 00000	Life	456.00	621.00	257.74	202.51	160.75
11000- 1000- 52312- 4025- 001118- 0000- 00000	Life	342.00	342.00	73.64	78.90	189.46
11000- 1000- 52313- 0000- 001118- 0000- 00000	Dental				454.92	454.92-
11000- 1000- 52313- 1010- 001118- 0000- 00000	Dental	2,655.00	2,681.00	1,754.20	1,025.59	98.79-
11000- 1000- 52313- 1020- 001118- 0000- 00000	Dental	308.00	308.00			308.00
11000- 1000- 52313- 2000- 001118- 0000- 00000	Dental	514.00	598.00	348.74	249.10	.16
11000- 1000- 52313- 4010- 001118- 0000- 00000	Dental	1,317.00	1,606.00	756.98	566.36	282.66
11000- 1000- 52313- 4025- 001118- 0000- 00000	Dental	719.00	719.00	228.62	163.30	327.08
11000- 1000- 52314- 0000- 001118- 0000- 00000	Vision				125.44	125.44-
11000- 1000- 52314- 1010- 001118- 0000- 00000	Vision	520.00	520.00	336.14	203.27	19.41-
11000- 1000- 52314- 1020- 001118- 0000- 00000	Vision	102.00	102.00			102.00
11000- 1000- 52314- 2000- 001118- 0000- 00000	Vision	148.00	163.00	70.42	50.30	42.28
11000- 1000- 52314- 4010- 001118- 0000- 00000	Vision	484.00	484.00	173.88	124.20	185.92
11000- 1000- 52314- 4025- 001118- 0000- 00000	Vision	165.00	165.00	44.10	50.30	70.60
11000- 1000- 52315- 0000- 001118- 0000- 00000	Disability	176.00	176.00		166.35	9.65
11000- 1000- 52315- 1010- 001118- 0000- 00000	Disability	1,335.00	1,335.00	341.53	248.96	744.51
11000- 1000- 52315- 1020- 001118- 0000- 00000	Disability	288.00	288.00			288.00
11000- 1000- 52315- 2000- 001118- 0000- 00000	Disability	348.00	454.00	207.55	133.45	113.00
11000- 1000- 52315- 4010- 001118- 0000- 00000	Disability	576.00	576.00	234.50	166.82	174.68
11000- 1000- 52315- 4025- 001118- 0000- 00000	Disability	399.00	399.00	212.03	185.79	1.18
11000- 1000- 52500- 0000- 001118- 0000- 00000	UnemploymentComp	170.00	170.00	3.14	27.71	139.15
11000- 1000- 52500- 1010- 001118- 0000- 00000	UnemploymentComp	1,275.00	1,275.00	833.07	410.10	31.83
11000- 1000- 52500- 1010- 001118- 0000- 10000	UnemploymentComp				.44	.44-
11000- 1000- 52500- 1020- 001118- 0000- 00000	UnemploymentComp	85.00	85.00			85.00
11000- 1000- 52500- 2000- 001118- 0000- 00000	UnemploymentComp	170.00	492.00	171.18	129.67	191.15
11000- 1000- 52500- 4010- 001118- 0000- 00000	UnemploymentComp	680.00	966.00	490.17	295.23	180.60
11000- 1000- 52500- 4025- 001118- 0000- 00000	UnemploymentComp	510.00	510.00	124.35	145.81	239.84
11000- 1000- 52500- 4030- 001118- 0000- 00000	UnemploymentComp		60.00		200.46	140.46-
11000- 1000- 52500- 4040- 001118- 0000- 00000	UnemploymentComp		39.00		71.08	32.08-
11000- 1000- 52500- 9000- 001118- 0000- 00000	WorkersCompPrem				1.16	1.16-
11000- 1000- 52710- 0000- 001118- 0000- 00000	WorkersCompPrem	1,214.00	1,214.00		1,272.00	58.00-
11000- 1000- 52710- 1010- 001118- 0000- 00000	WorkersCompPrem	9,942.00	10,062.00		10,062.00	
11000- 1000- 52710- 1020- 001118- 0000- 00000	WorkersCompPrem	663.00	663.00		663.00	

Selection Grouped by Account Type, Filtered by User Permissions, (Org = 130, Online/Offline = N, Period = 8, UnPosted JEs? = N, Assets and Liabilities? = N, Restricted Accts? = Y, Funds = 1..8, Object = 5, Obj Digits = 0, Page Break Lvl = )

Balances through 02/28/2021

Fiscal Year 2020/21

Funds - Func - Obj - ct - Pr gm - Locat n - JbCl - Opt nl	Description	Adopted Budget	Revised Budget	Encumbered	Expenditure	Account Balance
<b>Funds 11000 - Operational, Func 1000 - Instruction (continued)</b>						
11000- 1000- 52710- 2000- 001118- 0000- 00000	WorkersCompPrem	1,381.00	1,381.00		1,381.00	
11000- 1000- 52710- 4010- 001118- 0000- 00000	WorkersCompPrem	5,506.00	5,506.00		5,506.00	
11000- 1000- 52710- 4025- 001118- 0000- 00000	WorkersCompPrem	2,432.00	2,432.00		2,432.00	
11000- 1000- 52720- 0000- 001118- 0000- 00000	WorksCompERFee	20.00	20.00		2.30	17.70
11000- 1000- 52720- 1010- 001118- 0000- 00000	WorksCompERFee	150.00	166.00	110.40	34.50	21.10
11000- 1000- 52720- 1020- 001118- 0000- 00000	WorksCompERFee	10.00	10.00			10.00
11000- 1000- 52720- 2000- 001118- 0000- 00000	WorksCompERFee	20.00	46.00	20.70	6.90	18.40
11000- 1000- 52720- 4010- 001118- 0000- 00000	WorksCompERFee	80.00	102.00	48.30	18.40	35.30
11000- 1000- 52720- 4025- 001118- 0000- 00000	WorksCompERFee	60.00	60.00	13.80	6.90	39.30
11000- 1000- 53330- 1010- 001118- 0000- 00000	ProfessDevelop		3,820.00	3,670.00	5,439.10	5,289.10-
11000- 1000- 53330- 4040- 001118- 0000- 00000	ProfessDevelop	29,398.00	29,398.00	7,160.00	840.00	21,398.00
11000- 1000- 53711- 1010- 001118- 0000- 00000	Other Charges	1,000.00	1,000.00	1,215.89	469.61	685.50-
11000- 1000- 53711- 9000- 001118- 0000- 00000	Other Charges	1,400.00	1,400.00			1,400.00
11000- 1000- 55817- 1010- 001118- 0000- 00000	Student Travel	10,432.00	10,432.00			10,432.00
11000- 1000- 55819- 1010- 001118- 0000- 00000	Emp TravTeachers		1,000.00	792.32	207.68	
11000- 1000- 55915- 1010- 001118- 0000- 00000	OthContractSvcs	27,061.00	27,061.00	22,550.00	6,750.00	2,239.00-
11000- 1000- 55915- 4040- 001118- 0000- 00000	OthContractSvcs	20,000.00	20,000.00			20,000.00
11000- 1000- 55915- 9000- 001118- 0000- 00000	OthContractSvcs	5,000.00	5,000.00			5,000.00
11000- 1000- 56112- 1010- 001118- 0000- 00000	Other Textbooks	75,577.00	165,728.00	54,113.13	115,109.20	3,494.33-
11000- 1000- 56113- 1010- 001118- 0000- 00000	Software	3,650.00	37,599.00	19,109.59	18,489.13	.28
11000- 1000- 56113- 4040- 001118- 0000- 00000	Software	3,800.00	3,800.00			3,800.00
11000- 1000- 56118- 1010- 001118- 0000- 00000	GenSuppliesMats	20,000.00	20,000.00	5,316.26	4,888.32	9,795.42
11000- 1000- 56118- 4040- 001118- 0000- 00000	GenSuppliesMats	34,600.00	34,600.00		110.51	34,489.49
11000- 1000- 57331- 1010- 001118- 0000- 00000	FixedAssets>\$5k	506,108.00	506,108.00			506,108.00
11000- 1000- 57332- 1010- 001118- 0000- 00000	SupplAssets<\$5k	12,650.00	12,650.00	611.95	2,750.46	9,287.59
<b>Total for Func 1000 and Expense accounts</b>		<b>3,404,716.00</b>	<b>3,442,604.00</b>	<b>1,172,226.32</b>	<b>1,360,651.12</b>	<b>909,726.56</b>
<b>Funds 11000 - Operational, Func 2100 - SuppSvcsStudents</b>						
11000- 2100- 51100- 2000- 001118- 1214- 00000	SalariesExpense,Couns-Soc		50,514.00			50,514.00
11000- 2100- 51100- 4025- 001118- 1214- 00000	SalariesExpense,Couns-Soc	109,214.00	109,214.00	29,142.30	21,371.02	58,700.68
11000- 2100- 51300- 0000- 001118- 1211- 00000	AddtlCompenstn,CoordSubS		16,909.00			16,909.00
11000- 2100- 51300- 2000- 001118- 1211- 00000	AddtlCompenstn,CoordSubS	3,000.00	5,001.00	3,750.00	1,250.00	1.00
11000- 2100- 51300- 2000- 001118- 1214- 00000	AddtlCompenstn,Couns-Soc	3,250.00	4,250.00		4,104.23	145.77
11000- 2100- 51300- 4025- 001118- 1214- 00000	AddtlCompenstn,Couns-Soc				148.56	148.56-
11000- 2100- 52111- 2000- 001118- 0000- 00000	EducRetirement	885.00	7,148.00	530.70	757.64	5,859.66
11000- 2100- 52111- 4025- 001118- 0000- 00000	EducRetirement	15,454.00	15,454.00	4,123.65	3,045.03	8,285.32
11000- 2100- 52112- 2000- 001118- 0000- 00000	ERARetireeHlth	125.00	1,011.00	75.00	107.08	828.92
Selection Grouped by Account Type, Filtered by User Permissions, (Org = 130, Online/Offline = N, Period = 8, UnPosted JEs? = N, Assets and Liabilities? = N, Restricted Accts? = Y, Funds = 1..8, Object = 5, Obj Digits = 0, Page Break Lvl = )						

Balances through 02/28/2021

Fiscal Year 2020/21

Funds - Func - Obj - ct - Pr gm - Locat n - JbCl - Opt nI	Description	Adopted Budget	Revised Budget	Encumbered	Expenditure	Account Balance
<b>Funds 11000 - Operational, Func 2100 - SuppSvcsStudents (continued)</b>						
11000-2100-52112-4025-001118-0000-00000	ERARetireeHlth	2,185.00	2,185.00	582.90	427.45	1,174.65
11000-2100-52210-0000-001118-0000-00000	FICA Payments	388.00	3,442.00	232.50	331.96	1,049.00
11000-2100-52210-2000-001118-0000-00000	FICA Payments	6,772.00	6,772.00	1,806.75	1,334.17	2,877.54
11000-2100-52220-0000-001118-0000-00000	MedicarePaymnts	92.00	246.00	54.45	77.66	3,631.08
11000-2100-52220-2000-001118-0000-00000	MedicarePaymnts	1,585.00	1,585.00	422.55	312.03	246.00
11000-2100-52311-0000-001118-0000-00000	Hth&MedPremiums	9,672.00	6,772.00	3,216.08	2,297.20	672.89
11000-2100-52311-2000-001118-0000-00000	Hth&MedPremiums	114.00	4,525.00	36.82	10.52	850.42
11000-2100-52312-2000-001118-0000-00000	Life	310.00	57.00	120.12	85.80	.84
11000-2100-52312-4025-001118-0000-00000	Life	310.00	114.00	310.00	104.08	4,525.00
11000-2100-52313-0000-001118-0000-00000	Dental	92.00	26.00	26.32	25.74	4,158.72
11000-2100-52313-2000-001118-0000-00000	Dental	170.00	180.00	120.12	180.00	57.00
11000-2100-52315-0000-001118-0000-00000	Disability	2.00	22.00	6.00	5.63	66.66
11000-2100-52315-2000-001118-0000-00000	Disability	367.00	123.00	102.55	72.96	.37
11000-2100-52500-0000-001118-0000-00000	UnemploymentComp	170.00	96.00	62.65	3.31	36.24
11000-2100-52710-0000-001118-0000-00000	WorkersCompPrem	1,392.00	2.00	2.00	2.00	46.88
11000-2100-52710-4025-001118-0000-00000	WorkersCompPrem	20.00	1,392.00	6.90	2.30	.24
11000-2100-52720-4025-001118-0000-00000	WorksCompERFee	15,853.00	15,853.00	5,639.18	2,237.31	122.99
11000-2100-53211-2000-001118-0000-00000	DiagsContracted	24,859.00	24,859.00	1,189.05	13,810.95	191.49
11000-2100-53212-2000-001118-0000-00000	SpeechThrpsCont	12,166.00	25,166.00	4,844.23	22,155.77	87.40
11000-2100-53213-2000-001118-0000-00000	OccThrpsCont	3,900.00	3,900.00	3,493.75	406.25	79.71
11000-2100-53414-0000-001118-0000-00000	OthProfTechSvcs	120.00	120.00	80.00	20.00	2.00
11000-2100-53711-0000-001118-0000-00000	Other Charges	9,330.00	9,330.00	304.39	9,329.47	1,392.00
11000-2100-55915-2000-001118-0000-00000	OthContractSvcs	9,000.00	59,880.00	26,234.14	33,645.86	1,392.00
11000-2100-55915-4025-001118-0000-00000	OthContractSvcs	8,000.00	8,000.00	80.00	20.00	20.00
11000-2100-56113-0000-001118-0000-00000	Software	3,700.00	3,480.00	1,195.61	1,980.00	1,834.00-
11000-2100-56118-0000-001118-0000-00000	GenSuppliesMats					.53
11000-2100-56118-4025-001118-0000-00000	GenSuppliesMats					8,000.00

Balances through 02/28/2021

Fiscal Year 2020/21

Funds - Func - Obj - ct - Pr gm- Locat n- JbCl - Opt nI	Description	Adopted Budget	Revised Budget	Encumbered	Expenditure	Account Balance
<b>Funds 11000 - Operational, Func 2100 - SuppSvcsStudents (continued)</b>						
11000-2100-57332-4025-001118-0000-00000	Supp/Assets<\$5k	7,000.00	7,000.00			7,000.00
<b>Total for Func 2100 and Expense accounts</b>		<b>235,665.00</b>	<b>401,162.00</b>	<b>86,082.27</b>	<b>120,831.64</b>	<b>194,248.09</b>
<b>Funds 11000 - Operational, Func 2200 - Suppt Svcs Inst</b>						
11000-2200-56113-0000-001118-0000-00000	Software	2,060.00	2,060.00			2,060.00
11000-2200-56118-0000-001118-0000-00000	GenSuppliesMats	3,237.00	3,237.00		657.04	2,579.96
<b>Total for Func 2200 and Expense accounts</b>		<b>5,297.00</b>	<b>5,297.00</b>	<b>.00</b>	<b>657.04</b>	<b>4,639.96</b>
<b>Funds 11000 - Operational, Func 2300 - SupptSvcs-Admin</b>						
11000-2300-51100-0000-001118-1111-00000	SalariesExpense,Superinte	120,000.00	105,207.00	40,463.90	64,742.24	.86
11000-2300-51300-0000-001118-1111-00000	AddtlCompensn,Superinte	4,464.00	4,464.00		3,753.75	710.25
11000-2300-52111-0000-001118-0000-00000	EducRetirement	17,612.00	16,061.00	5,725.60	9,692.12	643.28
11000-2300-52112-0000-001118-0000-00000	ERARetireeHlth	2,490.00	2,490.00	809.30	1,369.96	310.74
11000-2300-52210-0000-001118-0000-00000	FICA Payments	7,717.00	7,717.00	2,490.53	4,218.39	1,008.08
11000-2300-52220-0000-001118-0000-00000	MedicarePaymnts	1,805.00	1,805.00	582.47	986.57	235.96
11000-2300-52311-0000-001118-0000-00000	Hlth&MedPremiums	14,362.00	13,637.00	5,251.68	7,185.74	1,199.58
11000-2300-52312-0000-001118-0000-00000	Life	57.00	76.00	23.67	51.76	.57
11000-2300-52313-0000-001118-0000-00000	Dental	616.00	1,322.00	230.94	1,090.33	.73
11000-2300-52314-0000-001118-0000-00000	Vision	102.00	102.00	38.16	52.29	11.55
11000-2300-52500-0000-001118-0000-00000	UnemploymentComp	85.00	85.00	22.98	53.40	8.62
11000-2300-52710-0000-001118-0000-00000	WorkersCompPrem	1,529.00	1,529.00		1,529.00	
11000-2300-52720-0000-001118-0000-00000	WorksCompERFee	10.00	10.00	4.60	4.60	.80
11000-2300-53411-0000-001118-0000-00000	Auditing	15,000.00	15,000.00		12,696.89	2,303.11
11000-2300-53413-0000-001118-0000-00000	Legal	30,136.00	32,363.00	9,708.75	22,653.75	.50
11000-2300-53711-0000-001118-0000-00000	Other Charges		88.00		88.00	
11000-2300-55400-0000-001118-0000-00000	Advertising	4,000.00	4,000.00			4,000.00
11000-2300-55812-0000-001118-0000-00000	Board Training		2,175.00	600.00	175.00	1,400.00
<b>Total for Func 2300 and Expense accounts</b>		<b>219,985.00</b>	<b>208,131.00</b>	<b>65,952.58</b>	<b>130,343.79</b>	<b>11,834.63</b>
<b>Funds 11000 - Operational, Func 2400 - SupSvcsSchAdmin</b>						
11000-2400-51100-0000-001118-1112-00000	SalariesExpense,Principal	89,025.00		26,923.10	8,410.26	35,333.36-
11000-2400-51100-0000-001118-1217-00000	SalariesExpense,SecClerTe	83,100.00	83,100.00	34,121.23	46,528.95	2,449.82
11000-2400-51200-0000-001118-1217-00000	OvertimeExpense,SecClerTe	4,460.00	4,460.00		122.42	4,337.58
11000-2400-51300-0000-001118-1112-00000	AddtlCompensn,Principal	3,312.00	12,234.00		12,233.25	.75
11000-2400-51300-0000-001118-1211-00000	AddtlCompensn,CoordSubs		621.00		620.17	.83
11000-2400-51300-0000-001118-1217-00000	AddtlCompensn,SecClerTe	8,574.00	8,574.00	916.74	2,002.58	5,654.68
11000-2400-52111-0000-001118-0000-00000	EducRetirement	26,674.00	13,662.00	8,767.41	9,893.32	4,998.73-
11000-2400-52112-0000-001118-0000-00000	ERARetireeHlth	3,775.00	1,932.00	1,239.31	1,398.47	705.78-

Selection Grouped by Account Type, Filtered by User Permissions, (Org = 130, Online/Offline = N, Period = 8, UnPosted JEs? = N, Assets and Liabilities? = N, Restricted Accts? = Y, Funds = 1..8, Object = 5, Obj Digits = 0, Page Break Lvl = )

Balances through 02/28/2021

Fiscal Year 2020/21

Funds - Func - Obj - ct - Pr gm- Locat n- JbCl - Opt nl	Description	Adopted Budget	Revised Budget	Encumbered	Expenditure	Account Balance
<b>Funds 11000 - Operational, Func 2400 - SupSvcsSchAdmin (continued)</b>						
11000-2400-52210-0000-001118-0000-00000	FICA Payments	11,692.00	5,986.00	3,841.48	4,334.84	2,190.32-
11000-2400-52220-0000-001118-0000-00000	MedicarePayments	2,737.00	1,400.00	898.49	1,013.78	512.27-
11000-2400-52311-0000-001118-0000-00000	Hth&MedPremiums	4,954.00	4,618.00	3,684.43	2,852.58	1,919.01-
11000-2400-52312-0000-001118-0000-00000	Life	228.00	228.00	102.57	119.37	6.06
11000-2400-52313-0000-001118-0000-00000	Dental	224.00	224.00	131.61	126.61	34.22-
11000-2400-52314-0000-001118-0000-00000	Vision	49.00	49.00	37.32	29.02	17.34-
11000-2400-52315-0000-001118-0000-00000	Disability	89.00	103.00	37.45	65.51	.04
11000-2400-52500-0000-001118-0000-00000	UnemploymentComp	340.00	340.00	175.94	142.14	21.92
11000-2400-52710-0000-001118-0000-00000	WorkersCompPrem	2,196.00	2,198.00		2,198.00	
11000-2400-52720-0000-001118-0000-00000	WorksCompERFee	40.00	40.00	18.40	13.80	7.80
11000-2400-53330-0000-001118-0000-00000	ProfessDevelop		500.00		400.00	100.00
11000-2400-53711-0000-001118-0000-00000	Other Charges	6,800.00	4,800.00			4,800.00
11000-2400-54630-0000-001118-0000-00000	RentalCompEqpmt	10,864.00	10,864.00	5,523.17	4,755.24	585.59
11000-2400-55813-0000-001118-0000-00000	EmpTravNonTeach	1,000.00	1,000.00			1,000.00
11000-2400-55915-0000-001118-0000-00000	OthContractSvcs	17,394.00	17,394.00	2,386.49	5,453.35	9,554.16
11000-2400-56118-0000-001118-0000-00000	GenSuppliesMats	6,800.00	12,845.00	3,509.77	8,619.65	715.58
	<b>Total for Func 2400 and Expense accounts</b>	<b>284,327.00</b>	<b>187,172.00</b>	<b>92,314.91</b>	<b>111,333.31</b>	<b>16,476.22-</b>
<b>Funds 11000 - Operational, Func 2500 - Central Svcs</b>						
11000-2500-51100-0000-001118-1511-00000	SalariesExpense,Data Proc	26,000.00	10,636.00			10,636.00
11000-2500-52111-0000-001118-0000-00000	EducRetirement	3,679.00	3,679.00			3,679.00
11000-2500-52112-0000-001118-0000-00000	ERARetireeHlth	520.00	520.00			520.00
11000-2500-52210-0000-001118-0000-00000	FICA Payments	1,612.00	1,612.00			1,612.00
11000-2500-52220-0000-001118-0000-00000	MedicarePayments	377.00	377.00			377.00
11000-2500-52312-0000-001118-0000-00000	Life	57.00	57.00			57.00
11000-2500-52500-0000-001118-0000-00000	UnemploymentComp	85.00	85.00			85.00
11000-2500-52710-0000-001118-0000-00000	WorkersCompPrem	332.00	332.00		332.00	
11000-2500-52720-0000-001118-0000-00000	WorksCompERFee	10.00	10.00			10.00
11000-2500-53414-0000-001118-0000-00000	OthProfTechSvcs	223,600.00	234,120.00	87,677.89	147,085.65	643.54-
11000-2500-53711-0000-001118-0000-00000	Other Charges	10,030.00	10,030.00		6,900.14	3,129.86
11000-2500-55400-0000-001118-0000-00000	Advertising		633.00		633.00	
11000-2500-55915-0000-001118-0000-00000	OthContractSvcs	4,500.00	4,500.00	2,339.59	766.31	1,394.10
11000-2500-56113-0000-001118-0000-00000	Software	22,850.00	22,850.00	6,959.99	10,946.13	4,943.88
11000-2500-56118-0000-001118-0000-00000	GenSuppliesMats	1,826.00	1,826.00		207.18	1,618.82
	<b>Total for Func 2500 and Expense accounts</b>	<b>295,478.00</b>	<b>291,267.00</b>	<b>96,977.47</b>	<b>166,870.41</b>	<b>27,419.12</b>
<b>Funds 11000 - Operational, Func 2600 - Op&amp;MaintofPlant</b>						
11000-2600-51100-0000-001118-1615-00000	SalariesExpense,Custodial	45,500.00	45,500.00	18,503.76	25,232.40	1,763.84
Selection Grouped by Account Type, Filtered by User Permissions, (Org = 130, Online/Offline = N, Period = 8, UnPosted JEs? = N, Assets and Liabilities? = N, Restricted Accts? = Y, Funds = 1..8, Object = 5, Obj Digits = 0, Page Break Lvl = )						

Balances through 02/28/2021

Fiscal Year 2020/21

Funds - Func - Obj - ct - Pr gm - Locat n - Jb Cl - Opt nI	Description	Adopted Budget	Revised Budget	Encumbered	Expenditure	Account Balance
<b>Funds 11000 - Operational, Func 2600 - Op&amp;MaintoPlant (continued)</b>						
11000-2600-51200-0000-001118-1615-00000	OvertimeExpense,Custodial		5,000.00		508.52	4,491.48
11000-2600-51300-0000-001118-1217-00000	AddtnlCompenstn,SecClerTe		21,700.00	8,100.00	13,280.00	320.00
11000-2600-51300-0000-001118-1615-00000	AddtnlCompenstn,Custodial	4,635.00	9,015.00		7,730.60	1,284.40
11000-2600-52111-0000-001118-0000-00000	EducRetirement	7,098.00	9,182.00	2,618.22	4,736.15	1,827.63
11000-2600-52112-0000-001118-0000-00000	ERARetireeHlth	1,004.00	1,516.00	370.15	669.52	476.33
11000-2600-52210-0000-001118-0000-00000	FICA Payments	3,111.00	5,647.00	1,649.39	2,898.57	1,099.04
11000-2600-52220-0000-001118-0000-00000	MedicarePaymnts	729.00	1,736.00	385.74	677.87	672.39
11000-2600-52311-0000-001118-0000-00000	Hth&MedPremiums	4,954.00	4,954.00	2,012.50	2,603.88	337.62
11000-2600-52312-0000-001118-0000-00000	Life	114.00	121.00	52.60	67.82	.58
11000-2600-52313-0000-001118-0000-00000	Dental	224.00	224.00	93.00	120.90	10.10
11000-2600-52314-0000-001118-0000-00000	Vision	49.00	49.00	20.40	26.51	2.09
11000-2600-52500-0000-001118-0000-00000	UnemploymentComp	170.00	203.00	85.80	117.93	.73-
11000-2600-52710-0000-001118-0000-00000	WorkersCompPrem	580.00	580.00		580.00	
11000-2600-52720-0000-001118-0000-00000	WorksCompERFee	20.00	20.00	9.20	9.20	1.60
11000-2600-53711-0000-001118-0000-00000	Other Charges		1,515.00	325.00	1,284.38	94.38-
11000-2600-54311-0000-001118-0000-00000	MntRepFrmFixEq	1,826.00	1,826.00			1,826.00
11000-2600-54312-0000-001118-0000-00000	MntRepBlgsGrnds	8,960.00	8,960.00	1,624.69	593.31	6,742.00
11000-2600-54411-0000-001118-0000-00000	Electricity	46,872.00	46,872.00	31,239.02	15,632.98	
11000-2600-54412-0000-001118-0000-00000	NatGasBuildings	1,260.00	1,741.00	611.73	660.10	469.17
11000-2600-54415-0000-001118-0000-00000	Water/Sewage	8,700.00	9,600.00	5,061.49	4,538.51	
11000-2600-54416-0000-001118-0000-00000	CommunicatnSvcs	6,500.00	12,700.00	7,255.89	5,444.11	
11000-2600-54610-0000-001118-0000-00000	RentLandBldngs	202,331.00	202,331.00	142,021.32	284,042.64	223,732.96-
11000-2600-55200-0000-001118-0000-00000	PropertyLiablns	50,608.00	50,608.00		50,608.00	
11000-2600-55915-0000-001118-0000-00000	OthContractSvcs	41,460.00	49,043.00	38,891.93	33,726.01	23,574.94-
11000-2600-56118-0000-001118-0000-00000	GenSuppliesMats	7,000.00	12,517.00	4,944.38	7,253.34	319.28
11000-2600-56216-0000-001118-0000-00000	MaintSuppsParts		352.00	500.00	481.48	629.48-
11000-2600-57332-0000-001118-0000-00000	SupplAssets<\$5k	9,060.00	19,060.00	402.78	6,401.00	12,256.22
<b>Total for Func 2600 and Expense accounts</b>		<b>452,765.00</b>	<b>522,572.00</b>	<b>266,778.99</b>	<b>469,925.73</b>	<b>214,132.72-</b>
<b>Funds 11000 - Operational, Func 2700 - StudentTranspntn</b>						
11000-2700-55200-0000-001118-0000-00000	PropertyLiablns	1,643.00	1,643.00		1,643.00	
<b>Total for Func 2700 and Expense accounts</b>		<b>1,643.00</b>	<b>1,643.00</b>	<b>.00</b>	<b>1,643.00</b>	<b>.00</b>
<b>Funds 11000 - Operational, Func 2900 - Oth Suppt Svcs</b>						
11000-2900-58211-0000-001118-0000-00000	TaxLiab/Penalty		106.00		105.96	.04
<b>Total for Func 2900 and Expense accounts</b>		<b>.00</b>	<b>106.00</b>	<b>.00</b>	<b>105.96</b>	<b>.04</b>
<b>Funds 11000 - Operational, Func 3100 - FoodSvcsOpertns</b>						

Balances through 02/28/2021

Fiscal Year 2020/21

Funds - Func - Obj - ct - Pr gm- Locat n- JbCl - Opt nl	Description	Adopted Budget	Revised Budget	Encumbered	Expenditure	Account Balance
<b>Funds 11000 - Operational, Func 3100 - Food Svcs Operatns</b>						
11000-3100-56116-0000-001118-0000-00000	Food	2,000.00	2,000.00			2,000.00
<b>Total for Func 3100 and Expense accounts</b>		<b>2,000.00</b>	<b>2,000.00</b>	<b>.00</b>	<b>.00</b>	<b>2,000.00</b>
<b>Total for Funds 11000</b>		<b>4,901,876.00</b>	<b>5,061,954.00</b>	<b>1,780,332.54</b>	<b>2,362,362.00</b>	<b>919,259.46</b>
<b>Funds 21000 - Food Svcs, Func 3100 - Food Svcs Operatns</b>						
21000-3100-51100-0000-001118-1217-00000	SalariesExpense,SecClerTe	16,765.00	16,807.00	9,696.00	7,110.40	.60
21000-3100-51300-0000-001118-1217-00000	AddnlCompensn,SecClerTe	2,625.00	2,625.00		1,470.56	1,154.44
21000-3100-52111-0000-001118-0000-00000	EducRetirement	2,745.00	2,745.00	1,372.05	1,228.98	143.97
21000-3100-52112-0000-001118-0000-00000	ERARetireeHlth	389.00	389.00	193.95	173.72	21.33
21000-3100-52210-0000-001118-0000-00000	FICA Payments	1,203.00	1,203.00	601.20	538.50	63.30
21000-3100-52220-0000-001118-0000-00000	MedicarePaymnts	283.00	283.00	140.55	125.91	16.54
21000-3100-52312-0000-001118-0000-00000	Life	57.00	71.00	36.82	33.91	.27
21000-3100-52500-0000-001118-0000-00000	UnemploymentComp	85.00	85.00	31.95	28.62	24.43
21000-3100-52710-0000-001118-0000-00000	WorkersCompPrem	214.00	216.00		216.00	
21000-3100-52720-0000-001118-0000-00000	WorksCompERFee	10.00	10.00	6.90	2.30	.80
21000-3100-53330-0000-001118-0000-00000	ProfessDevelop		104.00		104.00	
21000-3100-54411-0000-001118-0000-00000	Electricity	6,696.00	6,696.00	4,712.71	1,983.29	
21000-3100-54412-0000-001118-0000-00000	NatGasBuildings	1,260.00	1,958.00	611.75	665.42	680.83
21000-3100-54415-0000-001118-0000-00000	Water/Sewage	2,200.00	2,400.00	1,265.37	1,134.63	
21000-3100-55915-0000-001118-0000-00000	OthContractSvcs	200,500.00	200,500.00	86,860.87	113,639.13	
21000-3100-56113-0000-001118-0000-00000	Software		412.53			412.53-
21000-3100-56116-0000-001118-0000-00000	Food	5,000.00	5,000.00			5,000.00
21000-3100-56118-0000-001118-0000-00000	GenSuppliesMats	3,750.00	2,690.00			2,690.00
21000-3100-57331-0000-001118-0000-00000	FixedAssets-\$5k	90,197.00	90,197.00			90,197.00
21000-3100-57332-0000-001118-0000-00000	SupplAssets-\$5k	6,000.00	6,000.00			6,000.00
<b>Total for Funds 21000, Func 3100 and Expense accounts</b>		<b>339,979.00</b>	<b>339,979.00</b>	<b>105,942.65</b>	<b>128,455.37</b>	<b>105,580.98</b>
<b>Funds 23000 - Non-InstrectSupp, Func 1000 - Instruction</b>						
23000-1000-56118-1010-001118-0000-00000	GenSuppliesMats	19,713.00	19,713.00			19,713.00
<b>Total for Funds 23000, Func 1000 and Expense accounts</b>		<b>19,713.00</b>	<b>19,713.00</b>	<b>.00</b>	<b>.00</b>	<b>19,713.00</b>
<b>Funds 23010 - Admin Discr, Func 1000 - Instruction</b>						
23010-1000-56118-1010-001118-0000-00000	GenSuppliesMats			600.00	825.00	1,425.00-
<b>Total for Funds 23010, Func 1000 and Expense accounts</b>		<b>.00</b>	<b>.00</b>	<b>600.00</b>	<b>825.00</b>	<b>1,425.00-</b>
<b>Funds 24101 - Title I - IASA, Func 1000 - Instruction</b>						
24101-1000-51100-1010-001118-1411-00000	SalariesExpense,Teachers	65,754.00	51,021.00	29,435.40	21,585.96	.36-
24101-1000-51100-1010-001118-1711-00000	SalariesExpense,InstAsst1		17,130.00	9,882.60	7,247.24	.16

Balances through 02/28/2021

Fiscal Year 2020/21

Funds - Func - Obj - ct - Pr gm- Locat n- JbCl - Opt nl	Description	Adopted Budget	Revised Budget	Encumbered	Expenditure	Account Balance
<b>Funds 24101 - Title I - IASA, Func 1000 - Instruction (continued)</b>						
24101-1000-51300-1010-001118-1411-00000	AddtlCompensn,Teachers		7,973.00		7,803.24	169.76
24101-1000-52111-0000-001118-0000-00000	EducRetirement	9,305.00	10,825.00			10,825.00
24101-1000-52111-1010-001118-0000-00000	EducRetirement			5,563.50	5,184.07	10,747.57-
24101-1000-52112-0000-001118-0000-00000	ERARetireeHlth	1,316.00	1,600.00			1,600.00
24101-1000-52112-1010-001118-0000-00000	ERARetireeHlth			786.45	723.43	1,509.88-
24101-1000-52210-0000-001118-0000-00000	FICA Payments	4,077.00	4,800.00			4,800.00
24101-1000-52210-1010-001118-0000-00000	FICA Payments			2,437.80	2,271.52	4,709.32-
24101-1000-52220-0000-001118-0000-00000	MedicarePaymnts	954.00	1,110.00			1,110.00
24101-1000-52220-1010-001118-0000-00000	MedicarePaymnts			570.00	531.15	1,101.15-
24101-1000-52311-0000-001118-0000-00000	Hth&MedPremiums	7,681.00				
24101-1000-52312-0000-001118-0000-00000	Life	46.00	120.00		23.25	96.75
24101-1000-52312-1010-001118-0000-00000	Life			73.64	52.60	126.24-
24101-1000-52313-0000-001118-0000-00000	Dental	314.00				
24101-1000-52314-0000-001118-0000-00000	Vision	61.00				
24101-1000-52315-0000-001118-0000-00000	Disability	177.00	200.00		26.67	173.33
24101-1000-52315-1010-001118-0000-00000	Disability			103.60	71.98	175.58-
24101-1000-52500-0000-001118-0000-00000	UnemploymentComp	68.00	200.00			200.00
24101-1000-52500-1010-001118-0000-00000	UnemploymentComp			86.66	49.79	136.45-
24101-1000-52710-0000-001118-0000-00000	WorkersCompPrem	838.00	838.00		840.00	2.00-
24101-1000-52720-0000-001118-0000-00000	WorksCompERFee	8.00	8.00			8.00
24101-1000-52720-1010-001118-0000-00000	WorksCompERFee			13.80	4.60	18.40-
24101-1000-53330-1010-001118-0000-00000	ProfessDevelop	2,000.00	372.00			372.00
24101-1000-55817-1010-001118-0000-00000	Student Travel	1,009.00				
24101-1000-56113-1010-001118-0000-00000	Software	6,240.00	6,240.00			6,240.00
24101-1000-57332-1010-001118-0000-00000	SupplAssets~\$5k	7,892.00	183.00			183.00
<b>Total for Func 1000 and Expense accounts</b>		<b>107,740.00</b>	<b>102,620.00</b>	<b>48,953.45</b>	<b>46,415.50</b>	<b>7,251.05</b>
<b>Funds 24101 - Title I - IASA, Func 2100 - SuppSvcsStundts</b>						
24101-2100-51100-0000-001118-1218-00000	SalariesExpense,SchlStude	33,281.00	32,321.00	18,646.20	13,673.88	.92
24101-2100-51300-0000-001118-1218-00000	AddtlCompensn,SchlStude		5,050.00		4,943.04	106.96
24101-2100-52111-0000-001118-0000-00000	EducRetirement	4,710.00	5,300.00	2,638.50	2,634.33	27.17
24101-2100-52112-0000-001118-0000-00000	ERARetireeHlth	666.00	750.00	372.90	370.43	6.67
24101-2100-52210-0000-001118-0000-00000	FICA Payments	2,064.00	2,350.00	1,156.05	1,154.23	39.72
24101-2100-52220-0000-001118-0000-00000	MedicarePaymnts	483.00	550.00	270.30	269.89	9.81
24101-2100-52312-0000-001118-0000-00000	Life	57.00	60.00	36.82	33.91	10.73-
24101-2100-52500-0000-001118-0000-00000	UnemploymentComp	85.00	85.00	61.50	28.40	4.90-
24101-2100-52710-0000-001118-0000-00000	WorkersCompPrem	424.00	424.00		426.00	2.00-
<b>Selection</b>		<b>Grouped by Account Type, Filtered by User Permissions, (Org = 130, Online/Offline = N, Period = 8, UnPosted JEs? = N, Assets and Liabilities? = N, Restricted Accts? = Y, Funds = 1..8, Object = 5, Obj Digits = 0, Page Break Lvl = )</b>		<b>SCHOOLABILITY</b>		

Balances through 02/28/2021

Fiscal Year 2020/21

Funds - Func - Obj - ct - Pr gm- Locat n- JbCl - Opt nI	Description	Adopted Budget	Revised Budget	Encumbered	Expenditure	Account Balance
<b>Funds 24101 - Title I - IASA, Func 2100 - SuppSvcsStuents (continued)</b>						
24101- 2100- 52720- 0000- 001118- 0000- 00000	WorksCompERFee	10.00	10.00	6.90	2.30	.80
24101- 2100- 53711- 0000- 001118- 0000- 00000	Other Charges	2,308.00	2,308.00			2,308.00
<b>Total for Func 2100 and Expense accounts</b>		<b>44,088.00</b>	<b>49,208.00</b>	<b>23,189.17</b>	<b>23,536.41</b>	<b>2,482.42</b>
<b>Total for Funds 24101</b>		<b>151,828.00</b>	<b>151,828.00</b>	<b>72,142.62</b>	<b>69,951.91</b>	<b>9,733.47</b>
<b>Funds 24106 - IDEABEntitlemnt, Func 1000 - Instruction</b>						
24106- 1000- 51100- 2000- 001118- 1712- 00000	SalariesExpense,InstAsstS	42,790.00	42,790.00	14,021.40	15,802.65	12,965.95
24106- 1000- 51200- 2000- 001118- 1712- 00000	OvertimeExpense,InstAsstS		300.00		97.46	202.54
24106- 1000- 51300- 2000- 001118- 1712- 00000	AddtnlCompenstn,InstAsstS		3,884.00		4,286.42	402.42-
24106- 1000- 52111- 0000- 001118- 0000- 00000	EducRetirement	6,056.00	6,056.00			6,056.00
24106- 1000- 52111- 2000- 001118- 0000- 00000	EducRetirement			1,984.05	2,856.43	4,840.48-
24106- 1000- 52112- 0000- 001118- 0000- 00000	ERARetireeHlth	857.00	1,057.00			1,057.00
24106- 1000- 52112- 2000- 001118- 0000- 00000	ERARetireeHlth			280.50	403.79	684.29-
24106- 1000- 52210- 0000- 001118- 0000- 00000	FICA Payments	2,655.00	2,655.00			2,655.00
24106- 1000- 52210- 2000- 001118- 0000- 00000	FICA Payments			869.40	1,251.60	2,121.00-
24106- 1000- 52220- 0000- 001118- 0000- 00000	MedicarePaymnts	622.00	622.00			622.00
24106- 1000- 52220- 2000- 001118- 0000- 00000	MedicarePaymnts			203.25	292.66	495.91-
24106- 1000- 52311- 0000- 001118- 0000- 00000	Hth&MedPremiums	7,068.00	8,184.00			7,710.46
24106- 1000- 52311- 2000- 001118- 0000- 00000	Hth&MedPremiums			4,020.10	3,139.51	7,159.61-
24106- 1000- 52312- 0000- 001118- 0000- 00000	Life	171.00	171.00			145.82
24106- 1000- 52312- 2000- 001118- 0000- 00000	Life			73.64	65.33	138.97-
24106- 1000- 52313- 0000- 001118- 0000- 00000	Dental	258.00	258.00			180.91
24106- 1000- 52313- 2000- 001118- 0000- 00000	Dental			140.14	100.10	240.24-
24106- 1000- 52314- 0000- 001118- 0000- 00000	Vision	57.00	57.00			42.41
24106- 1000- 52314- 2000- 001118- 0000- 00000	Vision			30.66	21.90	52.56-
24106- 1000- 52500- 0000- 001118- 0000- 00000	UnemploymentComp	255.00	255.00			255.00
24106- 1000- 52500- 2000- 001118- 0000- 00000	UnemploymentComp			46.20	66.56	112.76-
24106- 1000- 52710- 0000- 001118- 0000- 00000	WorkersCompPrem	546.00	546.00			8.00-
24106- 1000- 52720- 0000- 001118- 0000- 00000	WorksCompERFee	30.00	30.00			30.00
24106- 1000- 52720- 2000- 001118- 0000- 00000	WorksCompERFee			13.80	6.90	20.70-
<b>Total for Func 1000 and Expense accounts</b>		<b>61,365.00</b>	<b>66,865.00</b>	<b>21,683.14</b>	<b>29,535.71</b>	<b>15,646.15</b>
<b>Funds 24106 - IDEABEntitlemnt, Func 2100 - SuppSvcsStuents</b>						
24106- 2100- 53212- 2000- 001118- 0000- 00000	SpeechThrpsCont	33,226.00	27,726.00	9,876.58	17,849.42	
<b>Total for Func 2100 and Expense accounts</b>		<b>33,226.00</b>	<b>27,726.00</b>	<b>9,876.58</b>	<b>17,849.42</b>	<b>.00</b>
<b>Total for Funds 24106</b>		<b>94,591.00</b>	<b>94,591.00</b>	<b>31,559.72</b>	<b>47,385.13</b>	<b>15,646.15</b>
<b>Funds 24118 - FreshFruit&amp;Vegs, Func 3100 - FoodSvcsOpertns</b>						
Selection Grouped by Account Type, Filtered by User Permissions, (Org = 130, Online/Offline = N, Period = 8, UnPosted JEs? = N, Assets and Liabilities? = N, Restricted Accts? = Y, Funds = 1..8, Object = 5, Obj Digits = 0, Page Break Lvl = )						

Balances through 02/28/2021

Fiscal Year 2020/21

Funds - Func - Obj ct - Pr gm- Locat n- JbCl - Opt nI	Description	Adopted Budget	Revised Budget	Encumbered	Expenditure	Account Balance
<b>Funds 24118 - FreshFruit&amp;Vegs, Func 3100 - FoodSvcsOpertns</b>						
24118- 3100- 56116- 0000- 001118- 0000- 00000	Food	.00	25,456.00	20,389.03	5,066.97	
<b>Total for Funds 24118, Func 3100 and Expense accounts</b>		<b>.00</b>	<b>25,456.00</b>	<b>20,389.03</b>	<b>5,066.97</b>	<b>.00</b>
<b>Funds 24153 - EnLangAcquistn, Func 1000 - Instruction</b>						
24153- 1000- 53330- 1010- 001118- 0000- 00000	ProfessDevelop	1,950.00	1,950.00			1,950.00
24153- 1000- 56113- 1010- 001118- 0000- 00000	Software	4,170.00	4,170.00			4,170.00
<b>Total for Funds 24153, Func 1000 and Expense accounts</b>		<b>6,120.00</b>	<b>6,120.00</b>	<b>.00</b>	<b>.00</b>	<b>6,120.00</b>
<b>Funds 24154 - TchPrinTrainRec, Func 1000 - Instruction</b>						
24154- 1000- 53330- 1010- 001118- 0000- 00000	ProfessDevelop	17,274.00	17,274.00	10,999.00	5,275.00	1,000.00
<b>Total for Func 1000 and Expense accounts</b>		<b>17,274.00</b>	<b>17,274.00</b>	<b>10,999.00</b>	<b>5,275.00</b>	<b>1,000.00</b>
<b>Funds 24154 - TchPrinTrainRec, Func 2100 - SuppSvcsStudnts</b>						
24154- 2100- 53330- 0000- 001118- 0000- 00000	ProfessDevelop		200.00	200.00		
<b>Total for Func 2100 and Expense accounts</b>		<b>.00</b>	<b>200.00</b>	<b>200.00</b>	<b>.00</b>	<b>.00</b>
<b>Funds 24154 - TchPrinTrainRec, Func 2400 - SupSvcsSchAdmin</b>						
24154- 2400- 53330- 0000- 001118- 0000- 00000	ProfessDevelop	2,000.00	1,800.00		1,210.00	590.00
<b>Total for Func 2400 and Expense accounts</b>		<b>2,000.00</b>	<b>1,800.00</b>	<b>.00</b>	<b>1,210.00</b>	<b>590.00</b>
<b>Total for Funds 24154</b>		<b>19,274.00</b>	<b>19,274.00</b>	<b>11,199.00</b>	<b>6,485.00</b>	<b>1,590.00</b>
<b>Funds 24301 - CARES Act, Func 1000 - Instruction</b>						
24301- 1000- 57332- 1010- 001118- 0000- 00000	SupplAssets<\$5k	98,241.00	110,822.00		97,414.46	13,407.54
<b>Total for Func 1000 and Expense accounts</b>		<b>98,241.00</b>	<b>110,822.00</b>	<b>.00</b>	<b>97,414.46</b>	<b>13,407.54</b>
<b>Funds 24301 - CARES Act, Func 2100 - SuppSvcsStudnts</b>						
24301- 2100- 56118- 2000- 001118- 0000- 00000	GenSuppliesMats	5,000.00	5,000.00			5,000.00
<b>Total for Func 2100 and Expense accounts</b>		<b>5,000.00</b>	<b>5,000.00</b>	<b>.00</b>	<b>.00</b>	<b>5,000.00</b>
<b>Funds 24301 - CARES Act, Func 2600 - Op&amp;MaintofPlant</b>						
24301- 2600- 56118- 0000- 001118- 0000- 00000	GenSuppliesMats	1,500.00	37,626.00	1,084.69	21,541.85	14,999.46
<b>Total for Func 2600 and Expense accounts</b>		<b>1,500.00</b>	<b>37,626.00</b>	<b>1,084.69</b>	<b>21,541.85</b>	<b>14,999.46</b>
<b>Total for Funds 24301</b>		<b>104,741.00</b>	<b>153,448.00</b>	<b>1,084.69</b>	<b>118,956.31</b>	<b>33,407.00</b>
<b>Funds 25153 - TitleXIX-3/21Yr, Func 2100 - SuppSvcsStudnts</b>						
25153- 2100- 55915- 2000- 001118- 0000- 00000	OthContractSvcs	17,105.00	17,105.00		3,420.80	13,684.20
<b>Total for Funds 25153, Func 2100 and Expense accounts</b>		<b>17,105.00</b>	<b>17,105.00</b>	<b>.00</b>	<b>3,420.80</b>	<b>13,684.20</b>
<b>Funds 25171 - Child&amp;AdultFood, Func 3100 - FoodSvcsOpertns</b>						
25171- 3100- 55915- 0000- 001118- 0000- 00000	OthContractSvcs	167,073.00	167,073.00	167,073.00		
<b>Total for Funds 25171, Func 3100 and Expense accounts</b>		<b>167,073.00</b>	<b>167,073.00</b>	<b>167,073.00</b>	<b>.00</b>	<b>.00</b>
<b>Funds 25205 - GearUpNIMInit, Func 1000 - Instruction</b>						

Balances through 02/28/2021

Fiscal Year 2020/21

Funds - Func - Obj ct - Pr gm- Locat n- JbCl - Opt nl	Description	Adopted Budget	Revised Budget	Encumbered	Expenditure	Account Balance
<b>Funds 25205 - GearUpNIMnit; Func 1000 - Instruction</b>						
25205- 1000- 51100- 1010- 001118- 1411- 00000	SalariesExpense, Teachers		50,000.00			50,000.00
25205- 1000- 51300- 1010- 001118- 1411- 00000	AddtlCompenstn, Teachers		8,376.00			8,376.00
25205- 1000- 52111- 0000- 001118- 0000- 00000	EducRetirement		9,694.00			9,694.00
25205- 1000- 52112- 0000- 001118- 0000- 00000	ERARetireeHlth		1,700.00			1,700.00
25205- 1000- 52210- 0000- 001118- 0000- 00000	FICA Payments		4,000.00			4,000.00
25205- 1000- 52220- 0000- 001118- 0000- 00000	MedicarePaymnts		1,000.00			1,000.00
25205- 1000- 52500- 0000- 001118- 0000- 00000	UnemploymentComp		700.00			700.00
25205- 1000- 53330- 1010- 001118- 0000- 00000	ProfessDevelop		3,000.00			3,000.00
25205- 1000- 55817- 1010- 001118- 0000- 00000	Student Travel		1,000.00			1,000.00
25205- 1000- 56118- 1010- 001118- 0000- 00000	GenSuppliesMats		2,900.00			2,900.00
	<b>Total for Funds 25205, Func 1000 and Expense accounts</b>	<b>.00</b>	<b>82,370.00</b>	<b>.00</b>	<b>.00</b>	<b>82,370.00</b>
<b>Funds 26177 - ElemMidSchInit; Func 1000 - Instruction</b>						
26177- 1000- 51300- 9000- 001118- 1618- 00000	AddtlCompenstn, Athletics	6,116.00				6,116.00
26177- 1000- 52111- 0000- 001118- 0000- 00000	EducRetirement	869.00				869.00
26177- 1000- 52112- 0000- 001118- 0000- 00000	ERARetireeHlth	125.00				125.00
26177- 1000- 52210- 0000- 001118- 0000- 00000	FICA Payments	382.00				382.00
26177- 1000- 52220- 0000- 001118- 0000- 00000	MedicarePaymnts	91.00				91.00
26177- 1000- 56118- 1010- 001118- 0000- 00000	GenSuppliesMats	417.00				417.00
	<b>Total for Funds 26177, Func 1000 and Expense accounts</b>	<b>8,000.00</b>	<b>8,000.00</b>	<b>.00</b>	<b>.00</b>	<b>8,000.00</b>
<b>Funds 27149 - PreK Initiative; Func 1000 - Instruction</b>						
27149- 1000- 51100- 0000- 001118- 1611- 00000	SalariesExpense, SubsSickl				561.00	561.00
27149- 1000- 51100- 1010- 001118- 1414- 00000	SalariesExpense, TeachersP	116,720.00	116,720.00	41,057.96	45,046.14	30,615.90
27149- 1000- 51100- 1010- 001118- 1714- 00000	SalariesExpense, InstAsstP	40,000.00	40,000.00	16,098.73	25,952.53	2,051.26-
27149- 1000- 51200- 1010- 001118- 1714- 00000	OvertimeExpense, InstAsstP				300.02	300.02-
27149- 1000- 51300- 1010- 001118- 1414- 00000	AddtlCompenstn, TeachersP	8,842.00	8,842.00		10,699.65	1,857.65-
27149- 1000- 51300- 1010- 001118- 1714- 00000	AddtlCompenstn, InstAsstP	3,852.00	3,852.00		840.10	3,011.90
27149- 1000- 52111- 0000- 001118- 0000- 00000	EducRetirement	27,318.00	27,318.00		8.65	27,309.35
27149- 1000- 52111- 1010- 001118- 0000- 00000	EducRetirement			8,087.64	11,721.61	19,809.25-
27149- 1000- 52112- 0000- 001118- 0000- 00000	ERARetireeHlth	4,301.00	4,301.00		1.22	4,299.78
27149- 1000- 52112- 1010- 001118- 0000- 00000	ERARetireeHlth			1,143.12	1,606.06	2,749.18-
27149- 1000- 52210- 0000- 001118- 0000- 00000	FICA Payments	13,319.00	13,319.00		34.77	13,284.23
27149- 1000- 52210- 1010- 001118- 0000- 00000	FICA Payments			3,543.60	5,135.92	8,679.52-
27149- 1000- 52220- 0000- 001118- 0000- 00000	MedicarePaymnts	3,123.00	3,123.00		8.13	3,114.87
27149- 1000- 52220- 1010- 001118- 0000- 00000	MedicarePaymnts			828.84	1,201.20	2,030.04-
27149- 1000- 52312- 0000- 001118- 0000- 00000	Life	342.00	342.00		5.82	336.18

Balances through 02/28/2021

Funds - Func - Obj - ct - Pr gm- Locat n- JbCl - Opt nI	Description	Adopted Budget	Revised Budget	Encumbered	Expenditure	Account Balance
<b>Funds 27149 - PreK Initiative, Func 1000 - Instruction (continued)</b>						
27149- 1000- 52312- 1010- 001118- 0000- 00000	Life			115.72	144.23	259.95-
27149- 1000- 52313- 0000- 001118- 0000- 00000	Dental	393.00	393.00		57.14	335.86
27149- 1000- 52313- 1010- 001118- 0000- 00000	Dental				217.31	217.31-
27149- 1000- 52314- 0000- 001118- 0000- 00000	Vision				5.76	5.76-
27149- 1000- 52314- 1010- 001118- 0000- 00000	Vision				35.57	35.57-
27149- 1000- 52500- 0000- 001118- 0000- 00000	UnemploymentComp	510.00	510.00		1.85	508.15
27149- 1000- 52500- 1010- 001118- 0000- 00000	UnemploymentComp			160.14	166.24	326.38-
27149- 1000- 52710- 0000- 001118- 0000- 00000	WorkersCompPrem	2,437.00	2,437.00		2,437.00	
27149- 1000- 52720- 0000- 001118- 0000- 00000	WorksCompERFee	60.00	60.00			60.00
27149- 1000- 52720- 1010- 001118- 0000- 00000	WorksCompERFee			18.40	20.70	39.10-
27149- 1000- 53330- 1010- 001118- 0000- 00000	ProfessDevelop	3,600.00	3,600.00	1,500.00		2,100.00
27149- 1000- 55817- 1010- 001118- 0000- 00000	Student Travel	1,000.00	1,000.00			1,000.00
27149- 1000- 55915- 1010- 001118- 0000- 00000	OthContractSvcs	3,300.00	3,300.00	6,200.00	1,294.50	4,194.50-
27149- 1000- 56113- 1010- 001118- 0000- 00000	Software				1,080.00	1,080.00-
27149- 1000- 56118- 1010- 001118- 0000- 00000	GenSuppliesMats	36,883.00	34,383.00	7,967.91	4,162.10	22,252.99
27149- 1000- 57332- 1010- 001118- 0000- 00000	SuppAssets<\$5k				11,554.92	11,554.92-
<b>Total for Func 1000 and Expense accounts</b>		<b>266,000.00</b>	<b>263,500.00</b>	<b>86,722.06</b>	<b>124,300.14</b>	<b>52,477.80</b>
<b>Funds 27149 - PreK Initiative, Func 2600 - Op&amp;MaintofPlant</b>						
27149- 2600- 57331- 0000- 001118- 0000- 00000	FixedAssets>\$5k				878.48	878.48-
27149- 2600- 57332- 0000- 001118- 0000- 00000	SuppAssets<\$5k		2,500.00		1,275.00	1,225.00
<b>Total for Func 2600 and Expense accounts</b>		<b>.00</b>	<b>2,500.00</b>	<b>.00</b>	<b>2,153.48</b>	<b>346.52</b>
<b>Total for Funds 27149</b>		<b>266,000.00</b>	<b>266,000.00</b>	<b>86,722.06</b>	<b>126,453.62</b>	<b>52,824.32</b>
<b>Funds 27183 - NM Grown FVY, Func 3100 - FoodSvcsOpertns</b>						
27183- 3100- 56116- 0000- 001118- 0000- 00000	Food	2,000.00	1,661.00			1,661.00
<b>Total for Funds 27183, Func 3100 and Expense accounts</b>		<b>2,000.00</b>	<b>1,661.00</b>	<b>.00</b>	<b>.00</b>	<b>1,661.00</b>
<b>Funds 31200 - PubSchCapOutlay, Func 4000 - Capital Outlay</b>						
31200- 4000- 54610- 0000- 001118- 0000- 00000	RentILandBldngs		303,587.00			303,587.00
<b>Total for Funds 31200, Func 4000 and Expense accounts</b>		<b>.00</b>	<b>303,587.00</b>	<b>.00</b>	<b>.00</b>	<b>303,587.00</b>
<b>Funds 31600 - CapImprvmtsHB33, Func 2300 - SupptSvcs-Admin</b>						
31600- 2300- 53712- 0000- 001118- 0000- 00000	CityTaxCollCost	5,433.00	5,433.00		1,823.10	3,609.90
<b>Total for Func 2300 and Expense accounts</b>		<b>5,433.00</b>	<b>5,433.00</b>	<b>.00</b>	<b>1,823.10</b>	<b>3,609.90</b>
<b>Funds 31600 - CapImprvmtsHB33, Func 4000 - Capital Outlay</b>						
31600- 4000- 57200- 0000- 001118- 0000- 00000	BuildingPurchase	968,637.00	968,637.00			968,637.00
<b>Total for Func 4000 and Expense accounts</b>		<b>968,637.00</b>	<b>968,637.00</b>	<b>.00</b>	<b>.00</b>	<b>968,637.00</b>

Balances through 02/28/2021

Fiscal Year 2020/21

Funds - Func - Obj ct - Pr gm- Locat n- JbCl - Opt nl	Description	Adopted Budget	Revised Budget	Encumbered	Expenditure	Account Balance
<b>Total for Funds 31600</b>		974,070.00	974,070.00	.00	1,823.10	972,246.90
<b>Funds 31700 - CapImprvmtsSB-9, Func 4000 - Capital Outlay</b>						
31700-4000-57331-0000-001118-0000-00000	FixedAssets>\$5k	20,350.00	20,350.00			20,350.00
31700-4000-57332-0000-001118-0000-00000	SupplAssets<\$5k	10,000.00	10,000.00			10,000.00
<b>Total for Funds 31700, Func 4000 and Expense accounts</b>		30,350.00	30,350.00	.00	.00	30,350.00
<b>Funds 31701 - CapImprvsSB9Loc, Func 2300 - SupptSvcs-Admin</b>						
31701-2300-53712-0000-001118-0000-00000	CityTaxCollCost	2,700.00	2,700.00		921.41	1,778.59
<b>Total for Func 2300 and Expense accounts</b>		2,700.00	2,700.00	.00	921.41	1,778.59
<b>Funds 31701 - CapImprvsSB9Loc, Func 4000 - Capital Outlay</b>						
31701-4000-54315-0000-001118-0000-00000	MntRepBlgsGrdEq	41,500.00	41,500.00			41,500.00
31701-4000-57112-0000-001118-0000-00000	LandImprovments	15,000.00	15,000.00			15,000.00
31701-4000-57200-0000-001118-0000-00000	BuildingPurchase	414,051.00	414,051.00			414,051.00
31701-4000-57331-0000-001118-0000-00000	FixedAssets>\$5k	15,000.00	19,986.00		19,768.12	217.88
31701-4000-57332-0000-001118-0000-00000	SupplAssets<\$5k	15,427.00	10,441.00		3,336.74	7,104.26
<b>Total for Func 4000 and Expense accounts</b>		500,978.00	500,978.00	.00	23,104.86	477,873.14
<b>Total for Funds 31701</b>		503,678.00	503,678.00	.00	24,026.27	479,651.73
<b>Funds 31703 - SB9 SMCash, Func 4000 - Capital Outlay</b>						
31703-4000-57332-0000-001118-0000-00000	SupplAssets<\$5k	9,854.00	9,854.00			9,854.00
<b>Total for Funds 31703, Func 4000 and Expense accounts</b>		9,854.00	9,854.00	.00	.00	9,854.00
<b>Total for Org 130 - Christine Duncan Heritage</b>		7,616,252.00	8,236,111.00	2,277,045.31	2,895,211.48	3,063,854.21