

**Christine Duncan Heritage Academy
 Financial Update
 January 13, 2021**

A. BARs

	<u>BAR #</u>	<u>Fund Description</u>	<u>Reason/Type</u>	<u>Amount</u>
1	2021-0026-I	24101- Title I	Increase	\$ 5,000
2				
3				

B. Payroll & Accounts Payable Payment Vouchers

- 1 December 2020
- 2

C. Financial Statement Reports - as of December 31, 2020

- 1 Recommended Change
- 2 Financial Analysis
- 3 Bank Reconciliations

D. Other

- 1
- 2
- 3
- 4
- 5

Must submit backup for all BARs,
except transfers of funds for SEG or
direct grants

STATE OF NEW MEXICO
PUBLIC EDUCATION DEPARTMENT
300 Don Gaspar Santa Fe, NM 87501-2786
Budget Adjustment Request

Page 2 of 33
Doc. ID: 001-118-2021-0026-I
Fund Type: Flowthrough
Adjustment Type: Increase

Fiscal Year: 2020-2021

Entity Name: Christine Duncan's Heritage Academy

Adjustment Changes Intent/Scope of Program Yes or No?: No

Contact: Angela Lerner, Business Manager

Total Approved Budget (Flowthrough):

Phone: 505-459-1895

Email: angie@k12accounting.com

FLOWTHROUGH ONLY	
Budget Period: 07/01/2020	To: 06/30/2021
A. Approved Carryover:	
B. Total Current Year Allocation:	
D. Total Funding Available:	

Revenue 24101.0000.41924 \$5,000

Fund	Function	Object	Program	Job Class	Present Budget	Adj Amt Exp	Adj Budget	ADD'L FTE
24101 Title I - ESEA	1000 Instruction	51300 Additional Compensation	1010 Regular Education (K- 12) Programs	1411 Teachers- Grades 1-12	\$7,973	\$3,977	\$11,950	
24101 Title I - ESEA	1000 Instruction	52111 Educational Retirement	0000 No Program	0000 No Job Class	\$10,825	\$570	\$11,395	
24101 Title I - ESEA	1000 Instruction	52112 ERA - Retiree Health	0000 No Program	0000 No Job Class	\$1,600	\$90	\$1,690	
24101 Title I - ESEA	1000 Instruction	52210 FICA Payments	0000 No Program	0000 No Job Class	\$4,800	\$250	\$5,050	
24101 Title I - ESEA	1000 Instruction	52220 Medicare Payments	0000 No Program	0000 No Job Class	\$1,110	\$75	\$1,185	
24101 Title I - ESEA	1000 Instruction	52312 Life	0000 No Program	0000 No Job Class	\$120	\$35	\$155	
24101 Title I - ESEA	1000 Instruction	52720 Workers Compensation Employer's Fee	0000 No Program	0000 No Job Class	\$8	\$3	\$11	
Sub Total						\$5,000		
Indirect Cost								
DOC. TOTAL						\$5,000		

Justification:

award letter from APS

Compliance with Sections 10-15-1 and 22-8-12, NMSA, 1978 Compilation:

A. The requested budget/changes were authorized at a scheduled Board of Education or Governance Council meeting open to the public on:

B. Justification for the transfer: Explanation such as "underbudgeted", "insufficient budget", or "needed to close out Project" ARE NOT ACCEPTABLE. Attach additional sheets if necessary.

ALL TRANSFER BARS MUST NET OUT TO ZERO ON THE DOC. TOTAL LINE.

Checks Dated 12/01/2020 through 12/31/2020

Check Number	Check Date	Pay to the Order of	Funds-Objct	Expensed Amount	Check Amount
12358	12/02/2020	ABCWUA	11000-54415	695.65	
			21000-54415	173.91	869.56
12359	12/02/2020	Alpine Protection LLC	11000-55915		79.98
12360	12/02/2020	Association of Charter School Education Services	11000-53414	17,303.16	
			11000-55915	1,070.41	18,373.57
12361	12/02/2020	Brady Industries, LLC	11000-56118	45.47	
			24301-56118	10.48	55.95
12362	12/02/2020	Charter School Nursing Service	11000-55915		5,316.55
12363	12/02/2020	De Lage Landen Financial Services Inc	11000-54630		676.93
12364	12/02/2020	InAccord, P.C.	11000-53413		3,236.25
12365	12/02/2020	Kaplan Early Learning Company	27149-56118		3,832.60
12366	12/02/2020	Saylor Family Trust, LLC	11000-54610		505.33
12367	12/02/2020	Saylor Family Trust, LLC	11000-54610		35,000.00
12368	12/02/2020	Saylor Family Trust, LLC	11000-54610		505.33
12369	12/02/2020	T-Mobile USA Inc	11000-54416		600.00
12370	12/03/2020	American Family Life	11000-23150		367.44
12371	12/03/2020	Pre-Paid Legal Services, Inc.	11000-23147		37.90
12372	12/03/2020	Metropolitan Life Insurance	11000-23147		200.00
12378	12/08/2020	Amaros Carpet Cleaning	11000-55915		280.48
12379	12/08/2020	Association of Charter School Education Services	11000-53414	3,775.63	
			11000-55915	1,800.00	5,575.63
12380	12/08/2020	Brady Industries, LLC	11000-56118		539.00
12381	12/08/2020	Comcast	11000-54416		705.51
12382	12/08/2020	Crystal Springs	11000-56118		6.95
12383	12/08/2020	Ephesus Office Technologies	11000-55915		115.40
12384	12/08/2020	InAccord, P.C.	11000-53413		3,236.25
12385	12/08/2020	Moss Adams LLP	11000-53411		4,002.92
12386	12/08/2020	Rising Sun Technologies	31701-57331		2,766.44
12387	12/08/2020	Verizon Wireless	11000-55915		106.26
12388	12/10/2020	Manuel Roberto Muro-Terrazas	Cancelled		45.90 *
	Cancelled on 12/22/2020				
12391	12/16/2020	Amaros Carpet Cleaning	11000-55915		280.48
12392	12/16/2020	Association of Charter School Education Services	11000-55915		1,070.41
12393	12/16/2020	Bilingual Multicultural Services, Inc.	11000-53213	1,988.43	
			24106-53212	7,968.43	9,956.86
12394	12/16/2020	Brady Industries, LLC	11000-56118		277.53
12395	12/16/2020	Comcast	11000-54416		352.82
12396	12/16/2020	Crystal Springs	11000-55915	66.50	
			11000-56118	78.39	144.89
12397	12/16/2020	Dual Language Education of New Mexico	24154-53330		240.00
12398	12/16/2020	Istation	11000-56113		18,037.65
12399	12/16/2020	Julie Weeks	11000-53711		120.00

The preceding Checks have been issued in accordance with the District's Policy and authorization of the Board of Trustees. It is recommended that the preceding Checks be approved.



Page 1 of 3

Checks Dated 12/01/2020 through 12/31/2020					
Check Number	Check Date	Pay to the Order of	Funds-Objct	Expensed Amount	Check Amount
12400	12/16/2020	PNM	11000-54411	1,916.90	
			21000-54411	289.18	2,206.08
12401	12/16/2020	Rodger Smith Appraisals, LLC	11000-53711		539.38
12405	12/23/2020	Metropolitan Life Insurance	11000-23147		200.00
12407	12/23/2020	American Family Life	11000-23150		367.44
12408	12/22/2020	Pre-Paid Legal Services, Inc.	11000-23147		37.90
12409	12/22/2020	ABCWUA	11000-54415	632.53	
			21000-54415	158.13	790.66
12410	12/22/2020	Amaros Carpet Cleaning	11000-55915		280.48
12411	12/22/2020	Association of Charter School Education Services	11000-53414		308.75
12412	12/22/2020	Ephesus Office Technologies	11000-55915		708.28
12413	12/22/2020	Knox Company	11000-56216		481.48
12414	12/23/2020	Comcast	11000-54416		358.11
12415	12/29/2020	Metropolitan Life Insurance	11000-21013		500.00
12416	12/29/2020	NM Child Supp Enforc Agency	11000-23149		657.66
12417	12/30/2020	Association of Charter School Education Services	24301-57332		15,300.00
12418	12/30/2020	Charter School Nursing Service	11000-55915		4,514.57
12419	12/30/2020	Ephesus Office Technologies	11000-55915		38.00
12420	12/30/2020	Orkin Pest Control	11000-55915		112.19
VCH-00000079	12/03/2020	NM Educational RetirementBoard	11000-23124	33,293.61	
			21000-23124	285.08	
			24101-23124	1,883.66	
			24106-23124	711.86	
			27149-23124	2,647.34	38,821.55
VCH-00000080	12/03/2020	NMPSIA	11000-23125	18,695.78	
			11000-52311	90.52-	
			11000-52312	17.94	
			11000-52313	17.11	
			11000-52314	3.76	
			11000-52315	1.31	
			21000-23125	5.26	
			24101-23125	63.26	
			24101-52312	3.84	
			24101-52315	2.10	
			24106-23125	699.76	
			24106-52311	114.87	
			24106-52313	1.43	
			24106-52314	.32	
			27149-23125	91.22	
			27149-52312	5.26-	19,622.18
VCH-00000081	12/03/2020	NM Taxation/Revenue Department	11000-23142	3,893.21	
			21000-23142	4.02	
			24101-23142	324.79	
			24106-23142	5.06	
			27149-23142	223.93	4,451.01

The preceding Checks have been issued in accordance with the District's Policy and authorization of the Board of Trustees. It is recommended that the preceding Checks be approved.



Checks Dated 12/01/2020 through 12/31/2020

Check Number	Check Date	Pay to the Order of	Funds-Objct	Expensed Amount	Check Amount
VCH-00000082	12/03/2020	NM RHC	11000-23123	4,061.41	
			21000-23123	38.78	
			24101-23123	231.86	
			24106-23123	96.86	
			27149-23123	334.11	4,763.02
VCH-00000083	12/29/2020	NM Taxation/Revenue Department	11000-23142	4,069.42	
			21000-23142	4.02	
			24101-23142	351.21	
			24106-23142	6.48	
			27149-23142	305.38	4,736.51
VCH-00000084	12/30/2020	NM Educational RetirementBoard	11000-23124	35,253.89	
			11000-52111	484.85	
			21000-23124	285.08	
			24101-23124	1,963.47	
			24106-23124	711.86	
			27149-23124	2,927.43	40,656.88
VCH-00000085	12/30/2020	NM RHC	11000-23123	4,300.59	
			11000-52112	68.52	
			21000-23123	38.78	
			24101-23123	243.15	
			24106-23123	96.86	
			27149-23123	374.12	4,984.98
Total Number of Checks			59		262,955.88

	Count	Amount
Cancel	1	45.90
Net Issue		262,909.98

Fund Recap

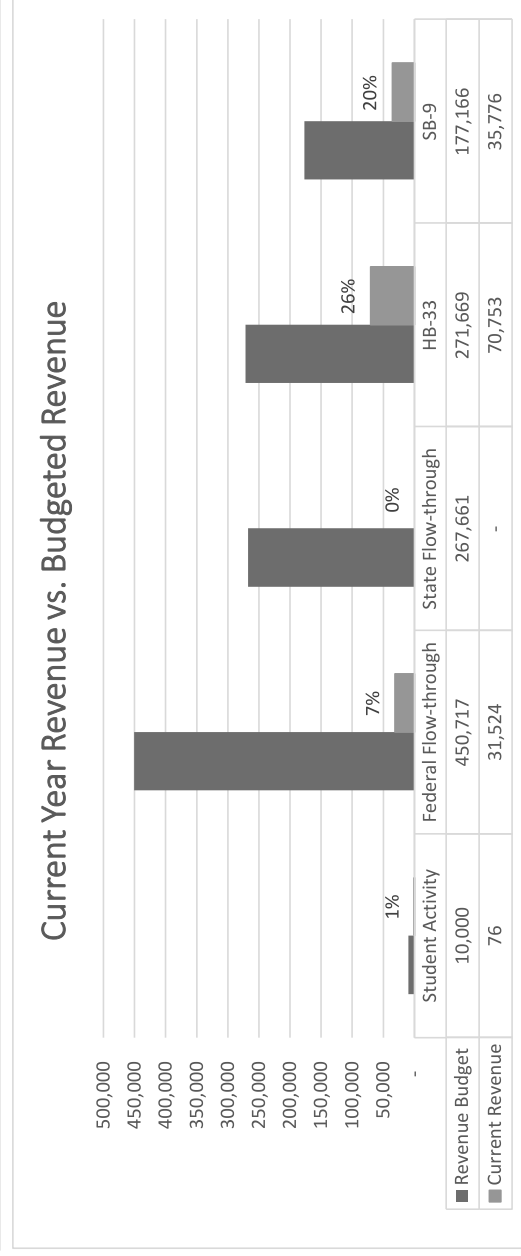
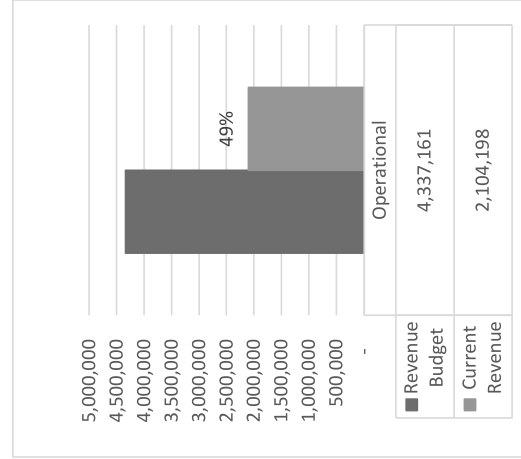
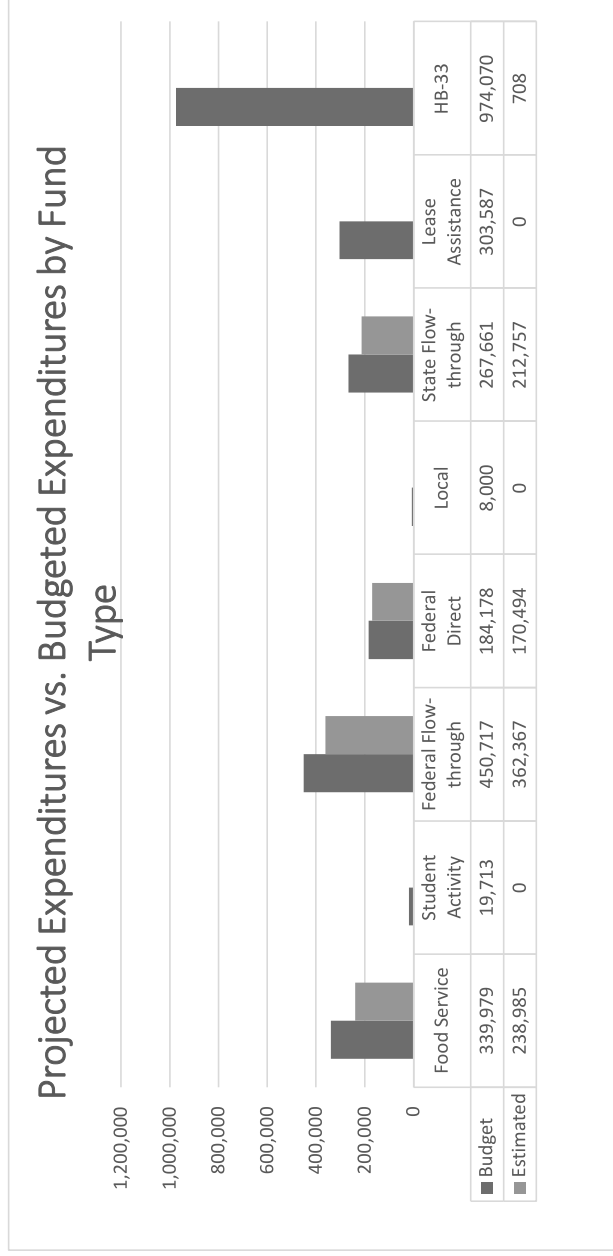
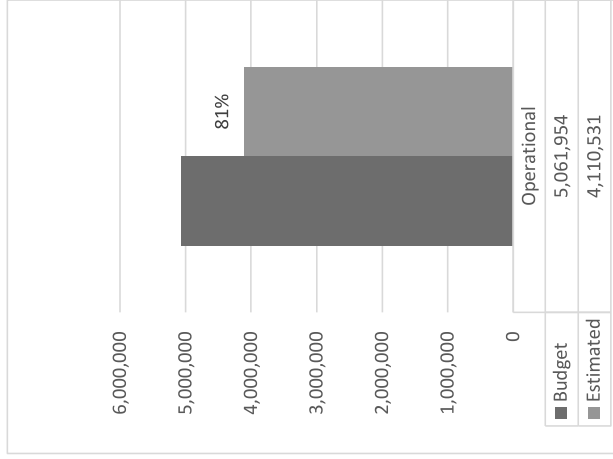
Fund	Description	Check Count	Expensed Amount
11000	Operational Fund	54	217,098.82
21000	Food Services Fund	10	1,282.24
24101	Title I - IASA	7	5,067.34
24106	IDEA-B Entitlement	8	10,413.79
24154	Teach./Princp. Train & Recruit	1	240.00
24301	CARES Act	2	15,310.48
27149	PreK Initiative	8	10,730.87
31701	Capital Improv. SB9 Local	1	2,766.44
Total Number of Checks		58	262,909.98
Less Unpaid Tax Liability			.00
Net (Check Amount)			262,909.98

The preceding Checks have been issued in accordance with the District's Policy and authorization of the Board of Trustees. It is recommended that the preceding Checks be approved.

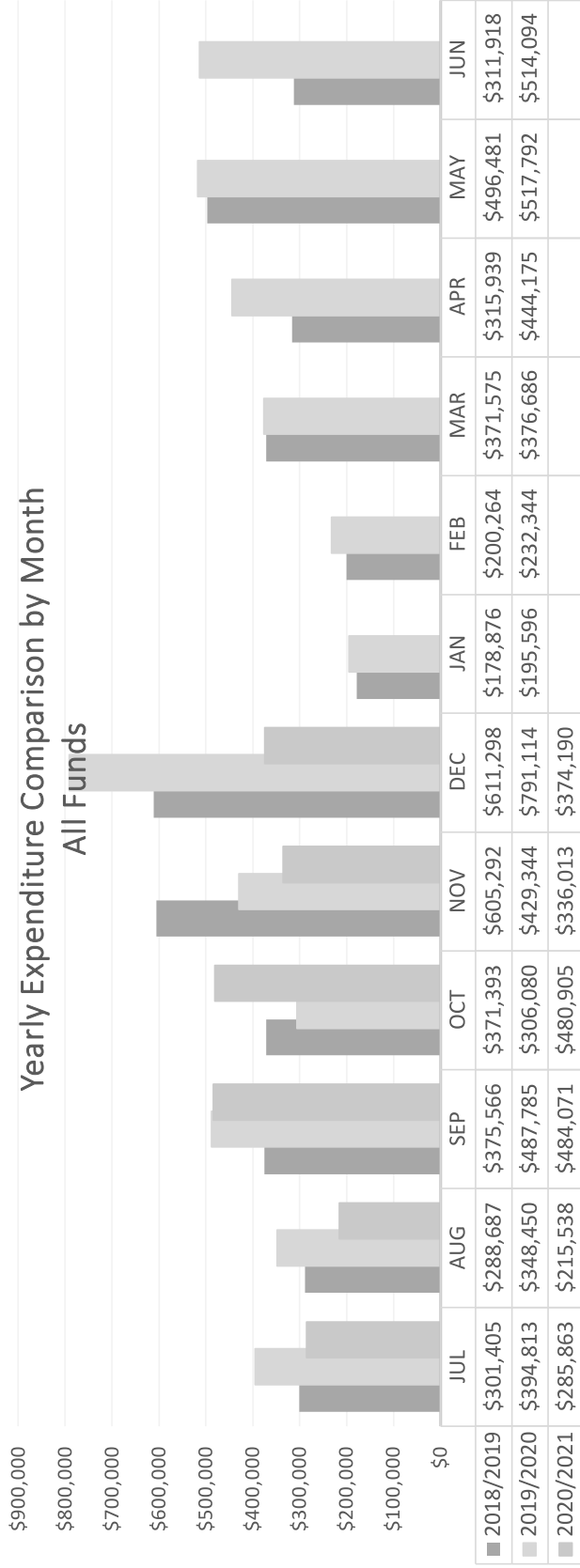
Christine Duncan Heritage Academy

Expenditure Analytical Review

December 31, 2020

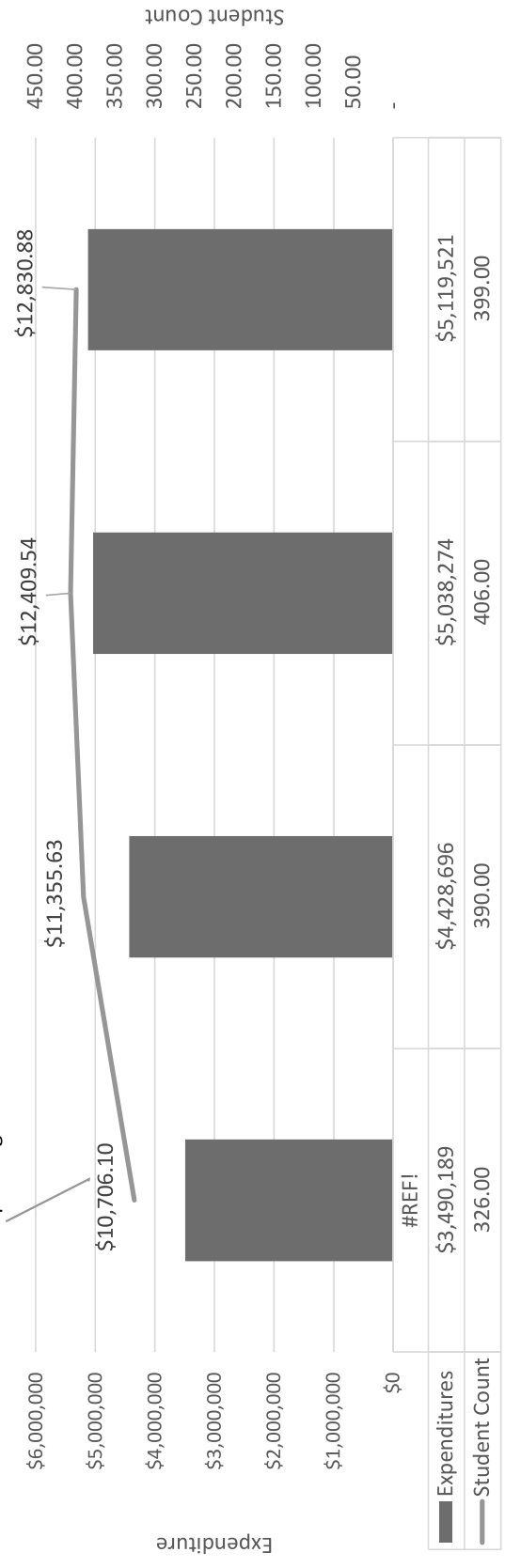


Yearly Expenditure Comparison by Month All Funds




Spending Per Student All Funds

Note: amount per year indicates Spending Per



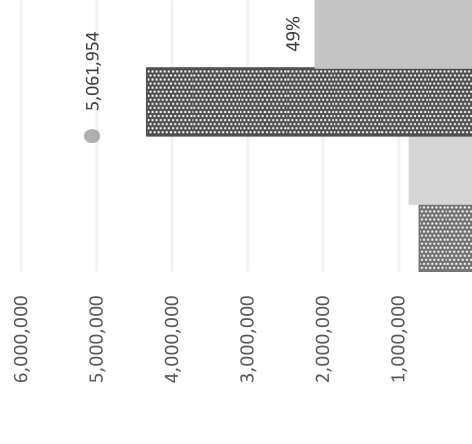
Monthly Cash Balance All Funds

Operational Fund Cash
Liquidity is 3.66

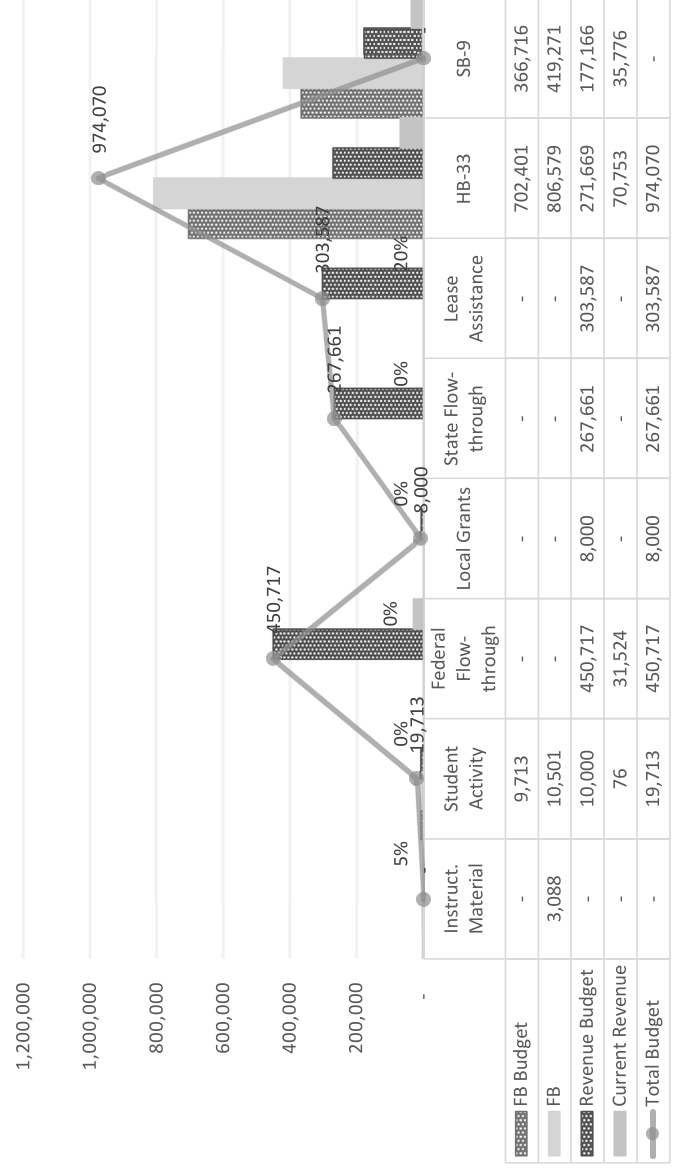


	JUL	AUG	SEP	OCT	NOV	DEC	JAN	FEB	MAR	APR	MAY	JUN
— FY2020	\$1,557,470	\$1,838,599	\$2,088,477	\$1,992,347	\$1,995,331	\$1,827,592	\$1,863,511	\$2,169,357	\$2,020,303	\$2,080,901	\$2,084,255	\$2,139,993
— FY2021	\$2,468,221	\$2,522,378	\$2,377,895	\$2,315,867	\$2,347,940	\$2,426,341						

(Operational Fund Only)



Current Year Revenue vs. Budgeted Revenue & Beg Fund Balance vs. Budgeted Fund Balance



Analyzed Business Checking - PF

Page

**WELLS
FARGO**

Account number: [REDACTED] ■ December 1, 2020 - December 31, 2020 ■ Page 1 of 3

CHRISTINE DUNCAN'S HERITAGE ACADEMY
1900 ATRISCO DR NW
ALBUQUERQUE NM 87120-1146

Questions?

Call your Customer Service Officer or Client Services
1-800-AT WELLS (1-800-289-3557)
5:00 AM TO 6:00 PM Pacific Time Monday - Friday

Online: wellsfargo.com

Write: Wells Fargo Bank, N.A. (585)
P.O. Box 6995
Portland, OR 97228-6995

Account summary

Analyzed Business Checking - PF

Account number	Beginning balance	Total credits	Total debits	Ending balance
[REDACTED]	\$2,358,541.31	\$498,861.29	-\$385,482.46	\$2,471,920.14

Credits

Deposits

Effective date	Posted date	Amount	Transaction detail
12/17	12/18	45.90	Reversal of Check Posted 12-17-20 Refer to Maker Our Ref: 12-17-20 00000000
		\$45.90	Total deposits

Electronic deposits/bank credits

Effective date	Posted date	Amount	Transaction detail
	12/01	12,831.22	State of NEW Mex Vndr Pymt Nmap0000980477 USDA October 2020 Sso USDA October 2020 Sso
	12/11	372,158.92	APS Payments Christine Dncn Christine Duncan Ha Cs
	12/18	2,165.53	Post Verify Deposit
	12/21	88,421.52	Bernalillo Count Distr_Pymt Christine Duncans Heri
	12/24	23,200.30	State of NEW Mex Vndr Pymt Nmap0000998344 USDA November 2020 Sso USDA November 2020 Sso
	12/28	37.90	Legalshield Hist Rtn 201228 250507310148716 Christine Duncan Herit
		\$498,815.39	Total electronic deposits/bank credits
		\$498,861.29	Total credits



Debits

Electronic debits/bank debits

Effective date	Posted date	Amount	Transaction detail
12/01		19,622.18	WT Seq154693 State of NEW Mexico /Bnf=Nmpsia Srf# Gw00000037953222 Trn#201201154693 Rfb# 35
12/02		4,763.02	WT Seq193580 State of NEW Mexico /Bnf=NM Rehtiree Healthcare Srf# Gw00000038044800 Trn#201202193580 Rfb# 36
12/03		38,821.55	< Business to Business ACH Debit - Nmerb Web Pay 201202 02353 Christine Duncan Herit
12/04		37.90	Legalshield Grp Paymt 250489590148716 Christine Duncan Herit
12/04		4,451.01	< Business to Business ACH Debit - Tax_Rev_Crs_Ecks Trd Pmnt 201202 2118603520 Christine Duncan Herit
12/07		367.44	< Business to Business ACH Debit - AFLAC Insurance 120320 L7U96412635 Christine Duncans
12/09		56,359.76	ACH Prep Origintn - Christine Duncan - File 7878782339 Coid 1205009183
12/11		190.14	Client Analysis Srvc Chrg 201210 Svc Chge 1120 000009790384409
12/11		17,681.86	< Business to Business ACH Debit - IRS Usat taxpymt 121120 270074642985158 Christine Duncans Heri
12/22		58,569.50	ACH Prep Origintn - Christine Duncan - File 7878782339 Coid 1205009183
12/23		19,081.30	< Business to Business ACH Debit - IRS Usat taxpymt 122320 270075890629385 Christine Duncans Heri
12/23		5,700.14	< Business to Business ACH Debit - IRS Usat taxpymt 122320 270075822794485 Christine Duncans Heri
12/24		37.90	Legalshield Grp Paymt 250507310148716 Christine Duncan Herit
12/24		367.44	< Business to Business ACH Debit - AFLAC Insurance 122220 L7U96825998 Christine Duncans
12/31		4,984.98	WT Seq263043 State of NEW Mexico /Bnf=NM Rehtiree Healthcare Srf# Gw00000038751069 Trn#201230263043 Rfb# 37
12/31		40,656.88	< Business to Business ACH Debit - Nmerb Web Pay 201230 02353 Christine Duncan Herit

\$271,693.00 Total electronic debits/bank debits

< **Business to Business ACH:** If this is a business account, this transaction has a return time frame of one business day from post date. This time frame does not apply to consumer accounts.

Checks paid

Number	Amount	Date	Number	Amount	Date	Number	Amount	Date
12136	86.78	12/29	12362	5,316.55	12/21	12379	5,575.63	12/14
12170*	2,681.46	12/29	12363	676.93	12/10	12380	539.00	12/14
12295*	505.33	12/01	12364	3,236.25	12/10	12381	705.51	12/17
12340*	32.94	12/21	12365	3,832.60	12/11	12382	6.95	12/14
12344*	1,200.00	12/03	12366	505.33	12/09	12383	115.40	12/17
12352*	47.80	12/14	12367	35,000.00	12/09	12384	3,236.25	12/16
12353	656.42	12/02	12368	505.33	12/09	12386*	2,766.44	12/17
12354	1,964.91	12/02	12369	600.00	12/15	12387	106.26	12/16
12355	1,275.00	12/04	12372*	200.00	12/29	12388	45.90	12/17
12358*	869.56	12/08	12375*	14.00	12/21	12390*	219.22	12/17
12359	79.98	12/30	12376	22.68	12/31	12391	280.48	12/28
12360	18,373.57	12/07	12377	33.96	12/29	12392	1,070.41	12/28
12361	55.95	12/07	12378	280.48	12/14	12394*	277.53	12/28

Checks paid (continued)

<i>Number</i>	<i>Amount</i>	<i>Date</i>	<i>Number</i>	<i>Amount</i>	<i>Date</i>	<i>Number</i>	<i>Amount</i>	<i>Date</i>
12396 *	144.89	12/28	12402 *	843.12	12/28	12409 *	790.66	12/30
12398 *	18,037.65	12/28	12404 *	219.22	12/31	12410	280.48	12/28
12399	120.00	12/28	12406 *	45.90	12/28	12411	308.75	12/28
\$113,789.46			Total checks paid					

* Gap in check sequence.

\$385,482.46 Total debits

Daily ledger balance summary

<i>Date</i>	<i>Balance</i>	<i>Date</i>	<i>Balance</i>	<i>Date</i>	<i>Balance</i>
11/30	2,358,541.31	12/10	2,182,125.09	12/22	2,545,034.53
12/01	2,351,245.02	12/11	2,532,579.41	12/23	2,520,253.09
12/02	2,343,860.67	12/14	2,526,129.55	12/24	2,543,048.05
12/03	2,303,839.12	12/15	2,525,529.55	12/28	2,521,676.74
12/04	2,298,075.21	12/16	2,522,187.04	12/29	2,518,674.54
12/07	2,279,278.25	12/17	2,518,334.57	12/30	2,517,803.90
12/08	2,278,408.69	12/18	2,520,546.00	12/31	2,471,920.14
12/09	2,186,038.27	12/21	2,603,604.03		
Average daily ledger balance		\$2,449,734.92			

**IMPORTANT ACCOUNT INFORMATION****Regulation D and Wells Fargo withdrawal and transfer restrictions on all savings accounts (including money market deposit accounts) have been discontinued.**

The Federal Reserve Board recently removed Regulation D's six transaction limit on certain withdrawals and transfers from savings accounts (including money market deposit accounts), and allowed banks to suspend enforcement of that limit at each bank's discretion. Your Commercial Account Agreement states that both Regulation D and Wells Fargo limit certain types of withdrawals and transfers from a savings account (or a money market deposit account) to a combined total of six per calendar month or statement cycle. This message is to advise you that these limits were removed in May 2020. We have also discontinued charging the related excess activity fees, and have ceased account conversions and account closures related to the six withdrawal or transfer limit.

While it will take a period of time to update our disclosures and other materials, the changes described above apply to your account immediately and allow you to make withdrawals and transfers, including online and mobile, from your savings account without regard to the previous limit of six transactions. If you have any questions about your account, please call the phone number at the top of your statement.

Statement Date 12/31/2020

Cash Object 11010

Journal Entry # CA21-00012

Status Posted

Bank Statement Ending Balance	2,471,920.14	Service Charge	190.14
Less: Uncleared Payments	45,579.27	Interest Earned	0.00
Add: Uncleared Deposits	0.00		
Add: Uncleared Other	0.00	Cleared Payments	379,508.38
Adjusted Bank Balance	2,426,340.87	Cleared Deposits	498,777.49
System Cash Balance	2,426,340.87	Cleared Other	5,890.28-
Add: Unposted Charges and Interest	0.00		
Revised System Cash Balance	2,426,340.87	Submitted By	DLINGAT, 01/05/2021
Difference	0.00	Posted By	ALERNER, 01/05/2021

Uncleared Payments		Check Amount	Pay To Name	Vendor ID	Emp ID	Bank Acct
Issued	Check #					
04/03/20	11990(*)		Family Engagement Inst PTA	010106		130MAIN
05/01/20	12004(*)		NM Child Supp Enforc Agency	901001		130MAIN
05/12/20	12012(*)		Metropolitan Life Insurance	901002		130MAIN
05/15/20	12028(*)		NM Child Supp Enforc Agency	901001		130MAIN
05/29/20	12036(*)		NM Child Supp Enforc Agency	901001		130MAIN
06/19/20	12070(*)		Metropolitan Life Insurance	901002		130MAIN
06/23/20	12081(*)		Alyssa R. Apodaca		000111	130MAIN
06/26/20	12082(*)		Alyssa R. Apodaca		000111	130MAIN
06/26/20	12083(*)		Marissa A. Chavez		000190	130MAIN
06/26/20	12084(*)		Ludyvina Gomez		000114	130MAIN
06/26/20	12085(*)		Yara D. Hernandez-Rix		000175	130MAIN
06/26/20	12086(*)		Manuel Roberto Muro-Terrazas		000125	130MAIN
09/30/20	12278	198.16	Lynda Martinez	010145		130MAIN
10/30/20	12322	200.00	Metropolitan Life Insurance	901002		130MAIN
11/27/20	12357	219.22	NM Child Supp Enforc Agency	901001		130MAIN
12/08/20	12385	4,002.92	Moss Adams LLP	901011		130MAIN
12/09/20	12373	17.66	Alyssa R. Apodaca		000111	130MAIN
12/09/20	12374	1.47	Alyssa R. Apodaca		000111	130MAIN
12/10/20	12388(*)		Manuel Roberto Muro-Terrazas		000125	130MAIN
12/16/20	12393	9,956.86	Bilingual Multicultural Services, Inc.	000241		130MAIN
12/16/20	12395	352.82	Comcast	000208		130MAIN
12/16/20	12397	240.00	Dual Language Education of New Mexicc	000156		130MAIN
12/16/20	12400	2,206.08	PNM	000178		130MAIN
12/16/20	12401	539.38	Rodger Smith Appraisals, LLC	010166		130MAIN
12/22/20	12408	37.90	Pre-Paid Legal Services, Inc.	901000		130MAIN
12/22/20	12412	708.28	Ephesus Office Technologies	000209		130MAIN

Statement Date 12/31/2020

Cash Object 11010

Journal Entry # CA21-00012

Status Posted	Issued	Check #	Check Amount	Pay To Name	Vendor ID	Emp ID	Bank Acct
	12/22/20	12413	481.48	Knox Company	010116		130MAIN
	12/23/20	12405	200.00	Metropolitan Life Insurance	901002		130MAIN
	12/23/20	12414	358.11	Comcast	000208		130MAIN
	12/29/20	12415	500.00	Metropolitan Life Insurance	901002		130MAIN
	12/29/20	12416	657.66	NM Child Supp Enforc Agency	901001		130MAIN
	12/29/20	Batch 12/29/2020	4,736.51				130MAIN
	12/30/20	12417	15,300.00	Association of Charter School Education Ser	000635		130MAIN
	12/30/20	12418	4,514.57	Charter School Nursing Service	000251		130MAIN
	12/30/20	12419	38.00	Ephesus Office Technologies	000209		130MAIN
	12/30/20	12420	112.19	Orkin Pest Control	000697		130MAIN
			45,579.27				

(*) Cancelled Payments 1,579.23

Cleared Payments Issued	Check #	Check Amount	Cleared Amount	Difference	Cleared	Pay To Name	Vendor ID	Emp ID	Bank Acct
07/24/20	12136	86.78	86.78		12/31/20	Luis A. Renteria		000147	130MAIN
08/21/20	12170	2,681.46	2,681.46		12/31/20	Gina Gonzalez-Young		000227	130MAIN
10/08/20	12295	505.33	505.33		12/31/20	Saylor Family Trust, LLC	000555		130MAIN
11/12/20	12340	32.94	32.94		12/31/20	Barbara Bustos	010154		130MAIN
11/12/20	12344	1,200.00	1,200.00		12/31/20	Cognia Inc.	000608		130MAIN
11/19/20	12352	47.80	47.80		12/31/20	Crystal Springs	010183		130MAIN
11/19/20	12353	656.42	656.42		12/31/20	Ephesus Office Technologies	000209		130MAIN
11/19/20	12354	1,964.91	1,964.91		12/31/20	PNM	000178		130MAIN
11/19/20	12355	1,275.00	1,275.00		12/31/20	School Equipment, Inc.	010115		130MAIN
12/02/20	12358	869.56	869.56		12/31/20	ABCWUA	000221		130MAIN
12/02/20	12359	79.98	79.98		12/31/20	Alpine Protection LLC	010013		130MAIN
12/02/20	12360	18,373.57	18,373.57		12/31/20	Association of Charter School Education Ser	000635		130MAIN
12/02/20	12361	55.95	55.95		12/31/20	Brady Industries, LLC	000620		130MAIN
12/02/20	12362	5,316.55	5,316.55		12/31/20	Charter School Nursing Service	000251		130MAIN
12/02/20	12363	676.93	676.93		12/31/20	De Lage Landen Financial Services	000411		130MAIN
12/02/20	12364	3,236.25	3,236.25		12/31/20	InAccord, P. C.	010081		130MAIN
12/02/20	12365	3,832.60	3,832.60		12/31/20	Kaplan Early Learning Company	000604		130MAIN
12/02/20	12366	505.33	505.33		12/31/20	Saylor Family Trust, LLC	000555		130MAIN
12/02/20	12367	35,000.00	35,000.00		12/31/20	Saylor Family Trust, LLC	000555		130MAIN
12/02/20	12368	505.33	505.33		12/31/20	Saylor Family Trust, LLC	000555		130MAIN
12/02/20	12369	600.00	600.00		12/31/20	T-Mobile USA Inc	010181		130MAIN
12/03/20	12370	367.44	367.44		12/31/20	American Family Life	901012		130MAIN

Statement Date 12/31/2020

Cash Object 11010

Journal Entry # CA21-00012

Status Posted

Issued	Check #	Check Amount	Cleared Amount	Difference	Cleared	Pay To Name	Vendor ID	Emp ID	Bank Acct
12/03/20	12371	37.90	37.90		12/31/20	Pre-Paid Legal Services, Inc.	901000		130MAIN
12/03/20	12372	200.00	200.00		12/31/20	Metropolitan Life Insurance	901002		130MAIN
12/03/20	Batch 12/03/2020	67,657.76	67,657.76		12/31/20				130MAIN
12/08/20	12378	280.48	280.48		12/31/20	Amaros Carpet Cleaning	010114		130MAIN
12/08/20	12379	5,575.63	5,575.63		12/31/20	Association of Charter School Education Ser	000635		130MAIN
12/08/20	12380	539.00	539.00		12/31/20	Brady Industries, LLC	000620		130MAIN
12/08/20	12381	705.51	705.51		12/31/20	Comcast	000208		130MAIN
12/08/20	12382	6.95	6.95		12/31/20	Crystal Springs	010183		130MAIN
12/08/20	12383	115.40	115.40		12/31/20	Ephesus Office Technologies	000209		130MAIN
12/08/20	12384	3,236.25	3,236.25		12/31/20	InAccord, P.C.	010081		130MAIN
12/08/20	12386	2,766.44	2,766.44		12/31/20	Rising Sun Technologies	010179		130MAIN
12/08/20	12387	106.26	106.26		12/31/20	Verizon Wireless	000206		130MAIN
12/09/20	12375	14.00	14.00		12/31/20	Marissa A. Chavez	000190		130MAIN
12/09/20	12376	22.68	22.68		12/31/20	Ludvina Gomez	000114		130MAIN
12/09/20	12377	33.96	33.96		12/31/20	Yara D. Hernandez-Rix	000175		130MAIN
12/11/20	12389	17,681.86	17,681.86		12/31/20	EFTPS	900004		130MAIN
12/11/20	12390	219.22	219.22		12/31/20	NM Child Supp Enforc Agency	901001		130MAIN
12/11/20	Batch 12/11/2020	56,359.76	56,359.76		12/31/20				130MAIN
12/16/20	12391	280.48	280.48		12/31/20	Amaros Carpet Cleaning	010114		130MAIN
12/16/20	12392	1,070.41	1,070.41		12/31/20	Association of Charter School Education Ser	000635		130MAIN
12/16/20	12394	277.53	277.53		12/31/20	Brady Industries, LLC	000620		130MAIN
12/16/20	12396	144.89	144.89		12/31/20	Crystal Springs	010183		130MAIN
12/16/20	12398	18,037.65	18,037.65		12/31/20	Istation	010006		130MAIN
12/16/20	12399	120.00	120.00		12/31/20	Julie Weeks	010144		130MAIN
12/22/20	12409	790.66	790.66		12/31/20	ABCWUA	000221		130MAIN
12/22/20	12410	280.48	280.48		12/31/20	Amaros Carpet Cleaning	010114		130MAIN
12/22/20	12411	308.75	308.75		12/31/20	Association of Charter School Education Ser	000635		130MAIN
12/23/20	12402	843.12	843.12		12/31/20	Maria V. Granados Gomez	000201		130MAIN
12/23/20	12403	19,081.30	19,081.30		12/31/20	EFTPS	900004		130MAIN
12/23/20	12404	219.22	219.22		12/31/20	NM Child Supp Enforc Agency	901001		130MAIN
12/23/20	12406	45.90	45.90		12/31/20	Manuel Roberto Muro-Terrazas	000125		130MAIN
12/23/20	12407	367.44	367.44		12/31/20	American Family Life	901012		130MAIN
12/23/20	Batch 12/23/2020	58,569.50	58,569.50		12/31/20				130MAIN
12/30/20	Batch 12/30/2020	45,641.86	45,641.86		12/31/20				130MAIN
		379,508.38	379,508.38			(*) Cancelled Payments		1,579.23	

Selection Grouped by Org, Cash Object, Statement Date - Sorted by Item date, Item #, (Org = 130, Cash Object IN ('11010'), Bank Statement Date = 12/31/2020, Uncleared Only? = No)



Statement Date 12/31/2020

Cash Object 11010

Status Posted Journal Entry # CA21-00012

Cleared Deposits		Deposit Amount	Cleared Amount	Difference	Cleared	Bank Acct
Deposited	Deposit #					
12/01/20	Batch 12/01/2020	12,831.22	12,831.22		12/31/20	130MAIN
12/11/20	Batch 12/11/2020	372,158.92	372,158.92		12/31/20	130MAIN
12/18/20	Batch 12/18/2020	2,165.53	2,165.53		12/31/20	130MAIN
12/21/20	Batch 12/21/2020	88,421.52	88,421.52		12/31/20	130MAIN
12/24/20	Batch 12/24/2020	23,200.30	23,200.30		12/31/20	130MAIN
		498,777.49	498,777.49			

Cleared Other		Amount	Cleared Amount	Difference	Cleared	JE Comment	Bank Acct
Effective	JE #						
12/23/20	CA21-00011	5,700.14-	5,700.14-		12/31/20		
12/31/20	CA21-00012	190.14-	190.14-		01/05/21		
		5,890.28-	5,890.28-				

As of 12/31/2020		Fiscal Year 2020/21 Actuals			
Resource	Beginning Balance	Revenue Activity	Expense Activity	Net Activity	Resulting Balance
Fund 11000 - Operational Fund	858,005.58	2,104,198.18	1,817,541.76	286,656.42	1,144,662.00
Fund 14000 - Inst. Materials Fund	3,088.37	.00	.00	.00	3,088.37
Fund 21000 - Food Services Fund	121,817.14	51,343.74	53,732.79	2,389.05-	119,428.09
Fund 23000 - Non-Instruct. Fund	.00	75.60	.00	75.60	75.60
Fund 23001 - Athletic	2,455.60-	.00	.00	.00	2,455.60-
Fund 23003 - Chess Club	39.71	.00	.00	.00	39.71
Fund 23004 - Student Council	2,962.08	.00	.00	.00	2,962.08
Fund 23005 - Yearbook	2,109.50	.00	.00	.00	2,109.50
Fund 23006 - Cheer	140.02	.00	.00	.00	140.02
Fund 23007 - Sunshine	297.42	.00	.00	.00	297.42
Fund 23010 - Admin Discretionary Account	4,510.38	.00	.00	.00	4,510.38
Fund 23102 - General Activities	2,897.49	.00	.00	.00	2,897.49
Fund 24101 - Title I - IASA	86,477.32-	117,271.34	50,708.31	66,563.03	19,914.29-
Fund 24106 - IDEA-B Entitlement	49,145.53-	49,145.53	30,199.08	18,946.45	30,199.08-
Fund 24118 - Fresh Fruit & Vegetables	3,631.63-	.00	.00	.00	3,631.63-
Fund 24153 - English Language Acquisition	4,541.00-	4,770.00	.00	4,770.00	229.00
Fund 24154 - Teach./Princp. Train & Recruit	8,245.00-	8,975.00	2,565.00	6,410.00	1,835.00-
Fund 24189 - Title IV	1,276.00-	1,276.00	.00	1,276.00	.00
Fund 24301 - CARES Act	.00	.00	117,792.33	117,792.33-	117,792.33-
Fund 25153 - Title XIX MEDICAID 3/21 Years	28,248.67	7,487.40	3,420.80	4,066.60	32,315.27
Fund 25171 - Child & Adult Food Program	30,413.21	.00	.00	.00	30,413.21
Fund 27107 - 2012 GOBond Std. Library SB-66	7,838.00-	7,838.00	.00	7,838.00	.00
Fund 27109 - Instructional Materials- GAA	3,500.58	.00	.00	.00	3,500.58
Fund 27130 - Career Information System	.00	500.00	.00	500.00	500.00
Fund 27149 - PreK Initiative					

Selection Grouped by Fund - Sorted by Resource, (Org = 130, As of Date = 12/31/2020, Actuals = Y, Enc = N, SACS Fund = N, SACS Rsrc = N, SACS = N, Restricted Accts = Y)

SCHOOLABILITY

Page 1 of 2

As of 12/31/2020	Fiscal Year 2020/21 Actuals				
Resource	Beginning Balance	Revenue Activity	Expense Activity	Net Activity	Resulting Balance
Fund 27149 - PreK Initiative	153,896.83-	153,860.85	79,787.56	74,073.29	79,823.54-
Fund 31200 - Public School Capital Outlay	145,628.00-	145,628.00	.00	145,628.00	.00
Fund 31600 - Capital Improv. HB 33	806,579.12	70,752.93	707.54	70,045.39	876,624.51
Fund 31701 - Capital Improv. SB9 Local	409,417.05	35,775.98	20,125.89	15,650.09	425,067.14
Fund 31703 - SB9 State Match Cash	9,854.00	.00	.00	.00	9,854.00
Total for Org	1,820,745.41	2,758,898.55	2,176,581.06	582,317.49	2,403,062.90

Balances through 12/31/2020

Fiscal Year 2020/21

Funds - Func - Obj - ct - Pr gm - Locat n - JbCl - Opt nl	Description	Adopted Budget	Revised Budget	Encumbered	Expenditure	Account Balance
Funds 11000 - Operational, Func 1000 - Instruction						
11000- 1000- 51100- 0000- 001118- 1611- 00000	SalariesExpense,SubsSickl	42,642.00	42,642.00		2,737.00	39,905.00
11000- 1000- 51100- 1010- 001118- 1411- 00000	SalariesExpense, Teachers	705,330.00	557,854.00	401,839.93	148,046.29	7,967.78
11000- 1000- 51100- 1010- 001118- 1413- 00000	SalariesExpense, TeachersE	65,754.00	63,200.00	45,035.32	16,591.96	1,572.72
11000- 1000- 51100- 1010- 001118- 1711- 00000	SalariesExpense,InstAsst1		17,665.00			17,665.00
11000- 1000- 51100- 1010- 001118- 1713- 00000	SalariesExpense,InstAsst-	8,819.00	54,387.00	38,649.04	14,239.12	1,498.84
11000- 1000- 51100- 1020- 001118- 1711- 00000	SalariesExpense,InstAsst1	52,000.00				
11000- 1000- 51100- 2000- 001118- 1412- 00000	SalariesExpense, Teachers	108,292.00	167,510.00	118,994.72	43,840.16	4,675.12
11000- 1000- 51100- 4010- 001118- 1413- 00000	SalariesExpense, TeachersE	52,223.00	153,345.00	67,024.40	24,693.20	61,627.40
11000- 1000- 51100- 4010- 001118- 1416- 00000	SalariesExpense, TeachersO	432,218.00	350,493.00	238,789.34	87,975.02	23,728.64
11000- 1000- 51100- 4025- 001118- 1412- 00000	SalariesExpense, Teachers	136,082.00	138,847.00	100,422.79	38,424.06	.15
11000- 1000- 51100- 4025- 001118- 1713- 00000	SalariesExpense,InstAsst-	54,458.00				
11000- 1000- 51200- 1010- 001118- 1713- 00000	OvertimeExpense,InstAsst-	2,280.00	2,280.00		243.35	2,036.65
11000- 1000- 51300- 1010- 001118- 1411- 00000	AddtlCompensn, Teachers	53,610.00	29,412.00		2,773.68	26,638.32
11000- 1000- 51300- 1010- 001118- 1411- 10000	AddtlCompensn, Teachers				913.00	913.00-
11000- 1000- 51300- 1010- 001118- 1621- 00000	AddtlCompensn,Sum/After	1,000.00	1,000.00			1,000.00
11000- 1000- 51300- 2000- 001118- 1412- 00000	AddtlCompensn, Teachers	6,500.00	6,500.00		178.28	6,321.72
11000- 1000- 51300- 4010- 001118- 1416- 00000	AddtlCompensn, TeachersO	31,770.00	31,770.00	59,751.66	9,246.66	37,228.32-
11000- 1000- 51300- 4030- 001118- 0000- 00000	AddtlCompensn,NoJobClas	148,925.00				
11000- 1000- 51300- 4030- 001118- 1411- 00000	AddtlCompensn, Teachers		219,628.00		220,905.95	1,277.95-
11000- 1000- 51300- 4030- 001118- 1711- 00000	AddtlCompensn,InstAsst1		12,282.00		12,254.55	27.45
11000- 1000- 51300- 4040- 001118- 0000- 00000	AddtlCompensn,NoJobClas	96,440.00	100.00			100.00
11000- 1000- 51300- 4040- 001118- 1411- 00000	AddtlCompensn, Teachers		42,319.00		46,919.19	4,600.19-
11000- 1000- 51300- 4040- 001118- 1711- 00000	AddtlCompensn,InstAsst1		2,554.00		4,396.67	1,842.67-
11000- 1000- 51300- 9000- 001118- 1618- 00000	AddtlCompensn,Athletics	2,000.00	2,000.00			2,000.00
11000- 1000- 51300- 9000- 001118- 1621- 00000	AddtlCompensn,Sum/After				352.00	352.00-
11000- 1000- 52111- 0000- 001118- 0000- 00000	EducRetirement	13,468.00			3,288.29-	3,288.29
11000- 1000- 52111- 1010- 001118- 0000- 00000	EducRetirement	118,645.00	97,113.00	68,701.34	26,475.91	1,935.75
11000- 1000- 52111- 1010- 001118- 0000- 10000	EducRetirement				129.20	129.20-
11000- 1000- 52111- 1020- 001118- 0000- 00000	EducRetirement	7,358.00	7,358.00			7,358.00
11000- 1000- 52111- 2000- 001118- 0000- 00000	EducRetirement	16,245.00	25,032.00	16,837.61	6,228.55	1,965.84
11000- 1000- 52111- 4010- 001118- 0000- 00000	EducRetirement	65,408.00	82,896.00	51,728.59	17,251.08	13,916.33
11000- 1000- 52111- 4025- 001118- 0000- 00000	EducRetirement	26,964.00	26,964.00	14,209.72	5,436.97	7,317.31
11000- 1000- 52111- 4030- 001118- 0000- 00000	EducRetirement	21,082.00	24,582.00		32,458.86	7,876.86-
11000- 1000- 52111- 4040- 001118- 0000- 00000	EducRetirement	13,663.00	6,163.00		6,177.51	14.51-
11000- 1000- 52111- 9000- 001118- 0000- 00000	EducRetirement	284.00	284.00			284.00
11000- 1000- 52112- 0000- 001118- 0000- 00000	ERARetireeHlth	1,904.00	1,904.00		6.12	1,897.88

Balances through 12/31/2020

Fiscal Year 2020/21

Funds - Func - Obj - ct - Pr gm - Locat n - Jb Cl - Opt n1	Description	Adopted Budget	Revised Budget	Encumbered	Expenditure	Account Balance
Funds 11000 - Operational, Func 1000 - Instruction (continued)						
11000- 1000- 52112- 1010- 001118- 0000- 00000	ERARetireeHlth	16,777.00	16,777.00	9,710.33	3,598.86	3,467.81
11000- 1000- 52112- 1010- 001118- 0000- 10000	ERARetireeHlth				18.26	18.26-
11000- 1000- 52112- 1020- 001118- 0000- 00000	ERARetireeHlth	1,040.00	1,040.00			1,040.00
11000- 1000- 52112- 2000- 001118- 0000- 00000	ERARetireeHlth	2,296.00	4,751.00	2,379.94	880.38	1,490.68
11000- 1000- 52112- 4010- 001118- 0000- 00000	ERARetireeHlth	9,249.00	11,717.00	7,311.42	2,438.28	1,967.30
11000- 1000- 52112- 4025- 001118- 0000- 00000	ERARetireeHlth	3,814.00	3,814.00	2,008.49	768.49	1,037.02
11000- 1000- 52112- 4030- 001118- 0000- 00000	ERARetireeHlth	2,985.00	2,985.00		4,663.26	1,678.26-
11000- 1000- 52112- 4040- 001118- 0000- 00000	ERARetireeHlth	1,939.00	1,939.00		940.99	998.01
11000- 1000- 52112- 9000- 001118- 0000- 00000	ERARetireeHlth	40.00	40.00			40.00
11000- 1000- 52210- 0000- 001118- 0000- 00000	FICA Payments	5,902.00	5,902.00		77.99	5,824.01
11000- 1000- 52210- 1010- 001118- 0000- 00000	FICA Payments	51,983.00	51,983.00	30,010.84	11,338.60	10,633.56
11000- 1000- 52210- 1010- 001118- 0000- 10000	FICA Payments				56.60	56.60-
11000- 1000- 52210- 1020- 001118- 0000- 00000	FICA Payments	3,224.00	3,224.00			3,224.00
11000- 1000- 52210- 2000- 001118- 0000- 00000	FICA Payments	7,118.00	14,726.00	7,377.70	2,729.16	4,619.14
11000- 1000- 52210- 4010- 001118- 0000- 00000	FICA Payments	28,659.00	36,894.00	22,588.25	7,533.12	6,772.63
11000- 1000- 52210- 4025- 001118- 0000- 00000	FICA Payments	11,816.00	11,816.00	6,226.30	2,382.32	3,207.38
11000- 1000- 52210- 4030- 001118- 0000- 00000	FICA Payments	9,242.00	9,242.00		14,428.68	5,186.68-
11000- 1000- 52210- 4040- 001118- 0000- 00000	FICA Payments	5,997.00	5,997.00		3,180.75	2,816.25
11000- 1000- 52210- 9000- 001118- 0000- 00000	FICA Payments	124.00	124.00		21.83	102.17
11000- 1000- 52220- 0000- 001118- 0000- 00000	MedicarePaymnts	1,381.00	1,381.00		18.24	1,362.76
11000- 1000- 52220- 1010- 001118- 0000- 00000	MedicarePaymnts	12,175.00	12,175.00	7,018.28	2,651.63	2,505.09
11000- 1000- 52220- 1010- 001118- 0000- 10000	MedicarePaymnts				13.23	13.23-
11000- 1000- 52220- 1020- 001118- 0000- 00000	MedicarePaymnts	754.00	754.00			754.00
11000- 1000- 52220- 2000- 001118- 0000- 00000	MedicarePaymnts	1,666.00	3,444.00	1,725.39	638.25	1,080.36
11000- 1000- 52220- 4010- 001118- 0000- 00000	MedicarePaymnts	6,712.00	8,628.00	5,283.30	1,761.84	1,582.86
11000- 1000- 52220- 4025- 001118- 0000- 00000	MedicarePaymnts	2,767.00	2,767.00	1,455.97	557.09	753.94
11000- 1000- 52220- 4030- 001118- 0000- 00000	MedicarePaymnts	2,167.00	2,167.00		3,374.42	1,207.42-
11000- 1000- 52220- 4040- 001118- 0000- 00000	MedicarePaymnts	1,415.00	1,415.00		743.91	671.09
11000- 1000- 52220- 9000- 001118- 0000- 00000	MedicarePaymnts	30.00	30.00		5.10	24.90
11000- 1000- 52311- 0000- 001118- 0000- 00000	Hth&MedPremiums				10,000.26	10,000.26-
11000- 1000- 52311- 1010- 001118- 0000- 00000	Hth&MedPremiums	60,074.00	60,074.00	31,603.14	10,023.82	18,447.04
11000- 1000- 52311- 1020- 001118- 0000- 00000	Hth&MedPremiums	12,803.00	12,803.00			12,803.00
11000- 1000- 52311- 2000- 001118- 0000- 00000	Hth&MedPremiums	17,376.00	17,376.00	11,207.88	3,735.96	2,432.16
11000- 1000- 52311- 4010- 001118- 0000- 00000	Hth&MedPremiums	45,456.00	45,456.00	22,539.24	7,420.70	15,496.06
11000- 1000- 52311- 4025- 001118- 0000- 00000	Hth&MedPremiums	5,335.00	5,335.00	7,021.62	2,340.54	4,027.16-
11000- 1000- 52312- 0000- 001118- 0000- 00000	Life	114.00	114.00		63.01	50.99

Selection Grouped by Account Type, Filtered by User Permissions, (Org = 130, Online/Offline = N, Period = 6, UnPosted JEs? = N, Assets and Liabilities? =

N, Restricted Accts? = Y, Funds = 1..8, Object = 5, Obj Digits = 0, Page Break Lvl =)

Balances through 12/31/2020

Fiscal Year 2020/21

Funds - Func - Obj - ct - Pr gm - Locat n - Jb Cl - Opt nl	Description	Adopted Budget	Revised Budget	Encumbered	Expenditure	Account Balance
Funds 11000 - Operational, Func 1000 - Instruction (continued)						
11000- 1000- 52312- 1010- 001118- 0000- 00000	Life	855.00	903.00	710.10	227.30	34.40-
11000- 1000- 52312- 1020- 001118- 0000- 00000	Life	57.00	57.00			57.00
11000- 1000- 52312- 2000- 001118- 0000- 00000	Life	114.00	278.00	142.02	47.34	88.64
11000- 1000- 52312- 4010- 001118- 0000- 00000	Life	456.00	621.00	378.72	126.24	116.04
11000- 1000- 52312- 4025- 001118- 0000- 00000	Life	342.00	342.00	142.02	47.34	152.64
11000- 1000- 52313- 0000- 001118- 0000- 00000	Dental				454.92	454.92-
11000- 1000- 52313- 1010- 001118- 0000- 00000	Dental	2,655.00	2,681.00	1,912.50	594.74	173.76
11000- 1000- 52313- 1020- 001118- 0000- 00000	Dental	308.00	308.00			308.00
11000- 1000- 52313- 2000- 001118- 0000- 00000	Dental	514.00	598.00	448.38	149.46	.16
11000- 1000- 52313- 4010- 001118- 0000- 00000	Dental	1,317.00	1,606.00	973.26	350.08	282.66
11000- 1000- 52313- 4025- 001118- 0000- 00000	Dental	719.00	719.00	293.94	97.98	327.08
11000- 1000- 52314- 0000- 001118- 0000- 00000	Vision				125.44	125.44-
11000- 1000- 52314- 1010- 001118- 0000- 00000	Vision	520.00	520.00	366.12	120.78	33.10
11000- 1000- 52314- 1020- 001118- 0000- 00000	Vision	102.00	102.00			102.00
11000- 1000- 52314- 2000- 001118- 0000- 00000	Vision	148.00	163.00	90.54	30.18	42.28
11000- 1000- 52314- 4010- 001118- 0000- 00000	Vision	484.00	484.00	223.56	74.52	185.92
11000- 1000- 52314- 4025- 001118- 0000- 00000	Vision	165.00	165.00	90.54	30.18	44.28
11000- 1000- 52315- 0000- 001118- 0000- 00000	Disability	176.00	176.00		165.28	10.72
11000- 1000- 52315- 1010- 001118- 0000- 00000	Disability	1,335.00	1,335.00	435.97	151.38	747.65
11000- 1000- 52315- 1020- 001118- 0000- 00000	Disability	288.00	288.00			288.00
11000- 1000- 52315- 2000- 001118- 0000- 00000	Disability	348.00	454.00	265.23	74.15	114.62
11000- 1000- 52315- 4010- 001118- 0000- 00000	Disability	576.00	576.00	301.50	99.82	174.68
11000- 1000- 52315- 4025- 001118- 0000- 00000	Disability	399.00	399.00	357.57	106.09	64.66-
11000- 1000- 52500- 0000- 001118- 0000- 00000	UnemploymentComp	170.00	170.00		3.99	166.01
11000- 1000- 52500- 1010- 001118- 0000- 00000	UnemploymentComp	1,275.00	1,275.00	1,128.20	52.72	94.08
11000- 1000- 52500- 1010- 001118- 0000- 10000	UnemploymentComp				.44	.44-
11000- 1000- 52500- 1020- 001118- 0000- 00000	UnemploymentComp	85.00	85.00			85.00
11000- 1000- 52500- 2000- 001118- 0000- 00000	UnemploymentComp	170.00	492.00	256.48	47.03	188.49
11000- 1000- 52500- 4010- 001118- 0000- 00000	UnemploymentComp	680.00	966.00	790.72	52.78	122.50
11000- 1000- 52500- 4025- 001118- 0000- 00000	UnemploymentComp	510.00	510.00	249.08	68.40	192.52
11000- 1000- 52500- 4030- 001118- 0000- 00000	UnemploymentComp		60.00		200.46	140.46-
11000- 1000- 52500- 4040- 001118- 0000- 00000	UnemploymentComp		39.00		52.12	13.12-
11000- 1000- 52500- 9000- 001118- 0000- 00000	WorkersCompPrem				1.16	1.16-
11000- 1000- 52710- 0000- 001118- 0000- 00000	WorkersCompPrem	1,214.00	1,214.00		1,272.00	58.00-
11000- 1000- 52710- 1010- 001118- 0000- 00000	WorkersCompPrem	9,942.00	10,062.00		10,062.00	
11000- 1000- 52710- 1020- 001118- 0000- 00000	WorkersCompPrem	663.00	663.00		663.00	

Selection Grouped by Account Type, Filtered by User Permissions, (Org = 130, Online/Offline = N, Period = 6, UnPosted JEs? = N, Assets and Liabilities? = N, Restricted Accts? = Y, Funds = 1..8, Object = 5, Obj Digits = 0, Page Break Lvl =)

Balances through 12/31/2020

Fiscal Year 2020/21

Funds - Func - Obj - ct - Pr gm - Locat n - Jb Cl - Opt nI	Description	Adopted Budget	Revised Budget	Encumbered	Expenditure	Account Balance
Funds 11000 - Operational, Func 1000 - Instruction (continued)						
11000- 1000- 52710- 2000- 001118- 0000- 00000	WorkersCompPrem	1,381.00	1,381.00		1,381.00	
11000- 1000- 52710- 4010- 001118- 0000- 00000	WorkersCompPrem	5,506.00	5,506.00		5,506.00	
11000- 1000- 52710- 4025- 001118- 0000- 00000	WorkersCompPrem	2,432.00	2,432.00		2,432.00	
11000- 1000- 52720- 0000- 001118- 0000- 00000	WorksCompERFee	20.00	20.00		2.30	17.70
11000- 1000- 52720- 1010- 001118- 0000- 00000	WorksCompERFee	150.00	166.00	103.50	34.50	28.00
11000- 1000- 52720- 1020- 001118- 0000- 00000	WorksCompERFee	10.00	10.00			10.00
11000- 1000- 52720- 2000- 001118- 0000- 00000	WorksCompERFee	20.00	46.00	20.70	6.90	18.40
11000- 1000- 52720- 4010- 001118- 0000- 00000	WorksCompERFee	80.00	102.00	55.20	18.40	28.40
11000- 1000- 52720- 4025- 001118- 0000- 00000	WorksCompERFee	60.00	60.00	20.70	6.90	32.40
11000- 1000- 53330- 1010- 001118- 0000- 00000	ProfessDevelop		3,820.00	5,739.10	3,370.00	5,289.10-
11000- 1000- 53330- 4040- 001118- 0000- 00000	ProfessDevelop	29,398.00	29,398.00	7,160.00	840.00	21,398.00
11000- 1000- 53711- 1010- 001118- 0000- 00000	Other Charges	1,000.00	1,000.00	220.00		780.00
11000- 1000- 53711- 9000- 001118- 0000- 00000	Other Charges	1,400.00	1,400.00			1,400.00
11000- 1000- 55817- 1010- 001118- 0000- 00000	Student Travel	10,432.00	10,432.00			10,432.00
11000- 1000- 55819- 1010- 001118- 0000- 00000	Emp TravTeachers		1,000.00	792.32	207.68	
11000- 1000- 55915- 1010- 001118- 0000- 00000	OthContractSvcs	27,061.00	27,061.00	22,570.00	5,730.00	1,239.00-
11000- 1000- 55915- 4040- 001118- 0000- 00000	OthContractSvcs	20,000.00	20,000.00			20,000.00
11000- 1000- 55915- 9000- 001118- 0000- 00000	OthContractSvcs	5,000.00	5,000.00			5,000.00
11000- 1000- 56112- 1010- 001118- 0000- 00000	Other Textbooks	75,577.00	165,728.00	54,113.13	115,109.20	3,494.33-
11000- 1000- 56113- 1010- 001118- 0000- 00000	Software	3,650.00	37,599.00	19,109.59	18,489.13	.28
11000- 1000- 56113- 4040- 001118- 0000- 00000	Software	3,800.00	3,800.00			3,800.00
11000- 1000- 56118- 0000- 001118- 0000- 00000	GenSuppliesMats			100.00		100.00-
11000- 1000- 56118- 1010- 001118- 0000- 00000	GenSuppliesMats	20,000.00	20,000.00	5,964.14	921.11	13,114.75
11000- 1000- 56118- 4040- 001118- 0000- 00000	GenSuppliesMats	34,600.00	34,600.00		110.51	34,489.49
11000- 1000- 57331- 1010- 001118- 0000- 00000	FixedAssets>\$5k	506,108.00	506,108.00			506,108.00
11000- 1000- 57332- 1010- 001118- 0000- 00000	SupplAssets<\$5k	12,650.00	12,650.00	1,610.54	1,751.87	9,287.59
Total for Func 1000 and Expense accounts		3,404,716.00	3,442,604.00	1,524,587.92	1,035,478.44	882,537.64
Funds 11000 - Operational, Func 2100 - SuppSvcsStuents						
11000- 2100- 51100- 2000- 001118- 1214- 00000	SalariesExpense,Couns-Soc		50,514.00			50,514.00
11000- 2100- 51100- 4025- 001118- 1214- 00000	SalariesExpense,Couns-Soc	109,214.00	109,214.00	36,913.58	13,599.74	58,700.68
11000- 2100- 51300- 0000- 001118- 1211- 00000	AddtlCompenstn,CoordSubS		16,909.00			16,909.00
11000- 2100- 51300- 2000- 001118- 1211- 00000	AddtlCompenstn,CoordSubS	3,000.00	5,001.00	4,750.00	250.00	1.00
11000- 2100- 51300- 2000- 001118- 1214- 00000	AddtlCompenstn,Couns-Soc	3,250.00	4,250.00		4,104.23	145.77
11000- 2100- 51300- 4025- 001118- 1214- 00000	AddtlCompenstn,Couns-Soc				148.56	148.56-
11000- 2100- 52111- 2000- 001118- 0000- 00000	EducRetirement	885.00	7,148.00	672.22	616.12	5,859.66
11000- 2100- 52111- 4025- 001118- 0000- 00000	EducRetirement	15,454.00	15,454.00	5,223.29	1,945.39	8,285.32
Selection Grouped by Account Type, Filtered by User Permissions, (Org = 130, Online/Offline = N, Period = 6, UnPosted JEs? = N, Assets and Liabilities? = N, Restricted Accts? = Y, Funds = 1..8, Object = 5, Obj Digits = 0, Page Break Lvl =)						
				SCHOOLABILITY		Page 4 of 15

Balances through 12/31/2020

Fiscal Year 2020/21

Funds - Func - Obj - ct - Pr gm - Locat n - Jb Cl - Opt nl	Description	Adopted Budget	Revised Budget	Encumbered	Expenditure	Account Balance
Funds 11000 - Operational, Func 2100 - SuppSvcsStudents (continued)						
11000-2100-52112-2000-001118-0000-00000	ERARetireeHlth	125.00	1,011.00	95.00	87.08	828.92
11000-2100-52112-4025-001118-0000-00000	ERARetireeHlth	2,185.00	2,185.00	738.34	274.99	1,171.67
11000-2100-52210-0000-001118-0000-00000	FICA Payments		1,049.00			1,049.00
11000-2100-52210-2000-001118-0000-00000	FICA Payments	388.00	3,442.00	294.50	269.96	2,877.54
11000-2100-52210-4025-001118-0000-00000	FICA Payments	6,772.00	6,772.00	2,288.55	852.37	3,631.08
11000-2100-52220-0000-001118-0000-00000	MedicarePaymnts		246.00			246.00
11000-2100-52220-2000-001118-0000-00000	MedicarePaymnts	92.00	805.00	68.97	63.14	672.89
11000-2100-52220-4025-001118-0000-00000	MedicarePaymnts	1,585.00	1,585.00	535.23	199.35	850.42
11000-2100-52311-0000-001118-0000-00000	Hth&MedPremiums		677.00		676.16	.84
11000-2100-52311-2000-001118-0000-00000	Hth&MedPremiums		4,525.00			4,525.00
11000-2100-52311-4025-001118-0000-00000	Hth&MedPremiums	9,672.00	9,672.00	4,134.96	1,378.32	4,158.72
11000-2100-52312-0000-001118-0000-00000	Life				62.68-	62.68
11000-2100-52312-2000-001118-0000-00000	Life		57.00			57.00
11000-2100-52312-4025-001118-0000-00000	Life	114.00	114.00	47.34	15.78	50.88
11000-2100-52313-0000-001118-0000-00000	Dental		26.00		25.74	.26
11000-2100-52313-2000-001118-0000-00000	Dental		180.00			180.00
11000-2100-52313-4025-001118-0000-00000	Dental	310.00	310.00	154.44	51.48	104.08
11000-2100-52314-0000-001118-0000-00000	Vision		6.00		5.63	.37
11000-2100-52314-2000-001118-0000-00000	Vision		40.00		3.76	36.24
11000-2100-52314-4025-001118-0000-00000	Vision	92.00	92.00	33.84	11.28	46.88
11000-2100-52315-0000-001118-0000-00000	Disability		22.00		21.76	.24
11000-2100-52315-2000-001118-0000-00000	Disability		123.00		.01	122.99
11000-2100-52315-4025-001118-0000-00000	Disability	367.00	367.00	131.85	43.66	191.49
11000-2100-52500-2000-001118-0000-00000	UnemploymentComp		96.00	8.61		87.39
11000-2100-52500-4025-001118-0000-00000	UnemploymentComp	170.00	168.00	88.29		79.71
11000-2100-52710-0000-001118-0000-00000	WorkersCompPrem		2.00		2.00	
11000-2100-52710-4025-001118-0000-00000	WorkersCompPrem	1,392.00	1,392.00		1,392.00	
11000-2100-52720-4025-001118-0000-00000	WorksCompERFee	20.00	20.00	6.90	2.30	10.80
11000-2100-53211-2000-001118-0000-00000	DiagsContracted	15,853.00	15,853.00	5,639.18	2,237.31	7,976.51
11000-2100-53212-2000-001118-0000-00000	SpeechThrpsCont	24,859.00	24,859.00	2,378.63	12,621.37	9,859.00
11000-2100-53213-2000-001118-0000-00000	OccThrpstCont	12,166.00	25,166.00	9,690.61	17,309.39	1,834.00-
11000-2100-53414-0000-001118-0000-00000	OthProfTechSvcs		3,900.00	3,591.25	308.75	
11000-2100-53711-0000-001118-0000-00000	Other Charges		120.00		120.00	
11000-2100-55915-2000-001118-0000-00000	OthContractSvcs		9,330.00		9,329.47	.53
11000-2100-55915-4025-001118-0000-00000	OthContractSvcs	9,000.00	59,880.00	32,194.23	27,685.77	
11000-2100-56113-0000-001118-0000-00000	Software	8,000.00	8,000.00			8,000.00

Selection Grouped by Account Type, Filtered by User Permissions, (Org = 130, Online/Offline = N, Period = 6, UnPosted JEs? = N, Assets and Liabilities? =

N, Restricted Accts? = Y, Funds = 1..8, Object = 5, Obj Digits = 0, Page Break Lvl =)

Balances through 12/31/2020

Fiscal Year 2020/21

Funds - Func - Obj - ct - Pr gm- Locat n- JbCl - Opt nl	Description	Adopted Budget	Revised Budget	Encumbered	Expenditure	Account Balance
Funds 11000 - Operational, Func 2100 - SuppSvcsStuents (continued)						
11000- 2100- 56118- 0000- 001118- 0000- 00000	GenSuppliesMats	100.00	100.00	80.00	20.00	
11000- 2100- 56118- 4025- 001118- 0000- 00000	GenSuppliesMats	3,700.00	3,480.00		911.21	2,568.79
11000- 2100- 57332- 4025- 001118- 0000- 00000	Suppl/Assets<\$5k	7,000.00	7,000.00			7,000.00
Total for Func 2100 and Expense accounts		235,665.00	401,162.00	109,759.81	96,521.40	194,880.79
Funds 11000 - Operational, Func 2200 - Suppt Svcs Inst						
11000- 2200- 56113- 0000- 001118- 0000- 00000	Software	2,060.00	2,060.00			2,060.00
11000- 2200- 56118- 0000- 001118- 0000- 00000	GenSuppliesMats	3,237.00	3,237.00		657.04	2,579.96
Total for Func 2200 and Expense accounts		5,297.00	5,297.00	.00	657.04	4,639.96
Funds 11000 - Operational, Func 2300 - SupptSvcs-Admin						
11000- 2300- 51100- 0000- 001118- 1111- 00000	SalariesExpense,Superinte	120,000.00	105,207.00	56,649.46	48,556.68	.86
11000- 2300- 51300- 0000- 001118- 1111- 00000	AddtlCompensn,Superinte	4,464.00	4,464.00		3,753.75	710.25
11000- 2300- 52111- 0000- 001118- 0000- 00000	EducRetirement	17,612.00	16,061.00	8,015.84	7,401.88	643.28
11000- 2300- 52112- 0000- 001118- 0000- 00000	ERARetireeHlth	2,490.00	2,490.00	1,133.02	1,046.24	310.74
11000- 2300- 52210- 0000- 001118- 0000- 00000	FICA Payments	7,717.00	7,717.00	3,485.93	3,222.99	1,008.08
11000- 2300- 52220- 0000- 001118- 0000- 00000	MedicarePayments	1,805.00	1,805.00	815.27	753.77	235.96
11000- 2300- 52311- 0000- 001118- 0000- 00000	Hth&MedPremiums	14,362.00	13,637.00	7,585.76	4,851.66	1,199.58
11000- 2300- 52312- 0000- 001118- 0000- 00000	Life	57.00	76.00	34.19	41.24	.57
11000- 2300- 52313- 0000- 001118- 0000- 00000	Dental	616.00	1,322.00	333.58	987.69	.73
11000- 2300- 52314- 0000- 001118- 0000- 00000	Vision	102.00	102.00	55.12	35.33	11.55
11000- 2300- 52500- 0000- 001118- 0000- 00000	UnemploymntComp	85.00	85.00	88.69		3.69-
11000- 2300- 52710- 0000- 001118- 0000- 00000	WorkersCompPrem	1,529.00	1,529.00		1,529.00	
11000- 2300- 52720- 0000- 001118- 0000- 00000	WorksCompERFee	10.00	10.00	4.60	4.60	.80
11000- 2300- 53411- 0000- 001118- 0000- 00000	Auditing	15,000.00	15,000.00	1,603.11	12,696.89	700.00
11000- 2300- 53413- 0000- 001118- 0000- 00000	Legal	30,136.00	32,363.00	16,181.25	16,181.25	.50
11000- 2300- 53711- 0000- 001118- 0000- 00000	Other Charges		88.00		88.00	
11000- 2300- 55400- 0000- 001118- 0000- 00000	Advertising	4,000.00	4,000.00			4,000.00
11000- 2300- 55812- 0000- 001118- 0000- 00000	Board Training		2,175.00	600.00	175.00	1,400.00
Total for Func 2300 and Expense accounts		219,985.00	208,131.00	96,585.82	101,325.97	10,219.21
Funds 11000 - Operational, Func 2400 - SupSvcsSchAdmin						
11000- 2400- 51100- 0000- 001118- 1112- 00000	SalariesExpense,Principal	89,025.00				
11000- 2400- 51100- 0000- 001118- 1217- 00000	SalariesExpense,SecClerTe	83,100.00	83,100.00	46,528.95	34,121.23	2,449.82
11000- 2400- 51200- 0000- 001118- 1217- 00000	OvertimeExpense,SecClerTe	4,460.00	4,460.00		122.42	4,337.58
11000- 2400- 51300- 0000- 001118- 1112- 00000	AddtlCompensn,Principal	3,312.00	12,234.00		12,233.25	.75
11000- 2400- 51300- 0000- 001118- 1211- 00000	AddtlCompensn,CoordSubS		621.00		620.17	.83
11000- 2400- 51300- 0000- 001118- 1217- 00000	AddtlCompensn,SecClerTe	8,574.00	8,574.00	1,250.10	1,669.22	5,654.68

Balances through 12/31/2020

Fiscal Year 2020/21

Funds - Func - Obj - ct - Pr gm - Locat n - JbCl - Opt nI	Description	Adopted Budget	Revised Budget	Encumbered	Expenditure	Account Balance
Funds 11000 - Operational, Func 2400 - SupSvcsSchAdmin (continued)						
11000-2400-52111-0000-001118-0000-00000	EducRetirement	26,674.00	13,662.00	6,760.65	6,900.43	.92
11000-2400-52112-0000-001118-0000-00000	ERARetireeHlth	3,775.00	1,932.00	955.65	975.42	.93
11000-2400-52210-0000-001118-0000-00000	FICA Payments	11,692.00	5,986.00	2,962.20	3,023.49	.31
11000-2400-52220-0000-001118-0000-00000	MedicarePaymnts	2,737.00	1,400.00	692.85	707.07	.08
11000-2400-52311-0000-001118-0000-00000	Hth&MedPremiums	4,954.00	4,618.00	2,817.50	1,799.89	.61
11000-2400-52312-0000-001118-0000-00000	Life	228.00	228.00	110.46	84.90	32.64
11000-2400-52313-0000-001118-0000-00000	Dental	224.00	224.00	130.20	83.70	10.10
11000-2400-52314-0000-001118-0000-00000	Vision	49.00	49.00	28.56	18.35	2.09
11000-2400-52315-0000-001118-0000-00000	Disability	89.00	103.00	52.43	50.53	.04
11000-2400-52500-0000-001118-0000-00000	UnemploymntComp	340.00	340.00	157.80	72.32	109.88
11000-2400-52710-0000-001118-0000-00000	WorkersCompPrem	2,196.00	2,198.00		2,198.00	
11000-2400-52720-0000-001118-0000-00000	WorksCompERFee	40.00	40.00	13.80	13.80	12.40
11000-2400-53330-0000-001118-0000-00000	ProfessDevelop		500.00		400.00	100.00
11000-2400-53711-0000-001118-0000-00000	Other Charges	6,800.00	4,800.00			4,800.00
11000-2400-54630-0000-001118-0000-00000	RentalCompEqpmt	10,864.00	10,864.00	6,877.03	3,401.38	585.59
11000-2400-55813-0000-001118-0000-00000	EmpTravNonTeach	1,000.00	1,000.00			1,000.00
11000-2400-55915-0000-001118-0000-00000	OthContractSvcs	17,394.00	17,394.00	3,080.91	4,758.93	9,554.16
11000-2400-56118-0000-001118-0000-00000	GenSuppliesMats	6,800.00	12,845.00	5,494.55	6,138.47	1,211.98
Total for Func 2400 and Expense accounts		284,327.00	187,172.00	77,913.64	79,392.97	29,865.39
Funds 11000 - Operational, Func 2500 - Central Svcs						
11000-2500-51100-0000-001118-1511-00000	SalariesExpense,Data Proc	26,000.00	10,636.00			10,636.00
11000-2500-52111-0000-001118-0000-00000	EducRetirement	3,679.00	3,679.00			3,679.00
11000-2500-52112-0000-001118-0000-00000	ERARetireeHlth	520.00	520.00			520.00
11000-2500-52210-0000-001118-0000-00000	FICA Payments	1,612.00	1,612.00			1,612.00
11000-2500-52220-0000-001118-0000-00000	MedicarePaymnts	377.00	377.00			377.00
11000-2500-52312-0000-001118-0000-00000	Life	57.00	57.00		2.35-	59.35
11000-2500-52500-0000-001118-0000-00000	UnemploymntComp	85.00	85.00			85.00
11000-2500-52710-0000-001118-0000-00000	WorkersCompPrem	332.00	332.00		332.00	
11000-2500-52720-0000-001118-0000-00000	WorksCompERFee	10.00	10.00			10.00
11000-2500-53414-0000-001118-0000-00000	OthProfTechSvcs	223,600.00	234,120.00	122,284.21	111,913.12	77.33-
11000-2500-53711-0000-001118-0000-00000	Other Charges	10,030.00	10,030.00		6,900.14	3,129.86
11000-2500-55400-0000-001118-0000-00000	Advertising		633.00		633.00	
11000-2500-55915-0000-001118-0000-00000	OthContractSvcs	4,500.00	4,500.00	2,445.85	660.05	1,394.10
11000-2500-56113-0000-001118-0000-00000	Software	22,850.00	22,850.00	6,959.99	10,946.13	4,943.88
11000-2500-56118-0000-001118-0000-00000	GenSuppliesMats	1,826.00	1,826.00		207.18	1,618.82
Total for Func 2500 and Expense accounts		295,478.00	291,267.00	131,690.05	131,589.27	27,987.68
Selection Grouped by Account Type, Filtered by User Permissions, (Org = 130, Online/Offline = N, Period = 6, UnPosted JEs? = N, Assets and Liabilities? = N, Restricted Accts? = Y, Funds = 1..8, Object = 5, Obj Digits = 0, Page Break Lvl =)						

Balances through 12/31/2020

Fiscal Year 2020/21

Funds - Func - Obj ct - Pr gm- Locat n- JbCl - Opt nl	Description	Adopted Budget	Revised Budget	Encumbered	Expenditure	Account Balance
Funds 11000 - Operational, Func 2600 - Op&MaintofPlant						
11000-2600-51100-0000-001118-1615-00000	SalariesExpense,Custodial	45,500.00	45,500.00	25,232.40	18,503.76	1,763.84
11000-2600-51200-0000-001118-1615-00000	OvertimeExpense,Custodial		5,000.00		307.76	4,692.24
11000-2600-51300-0000-001118-1217-00000	AddtlCompenstn,SecClerTe		21,700.00	12,220.00	9,480.00	
11000-2600-51300-0000-001118-1615-00000	AddtlCompenstn,Custodial	4,635.00	9,015.00		7,686.00	1,329.00
11000-2600-52111-0000-001118-0000-00000	EducRetirement	7,098.00	9,182.00	3,570.30	3,749.35	1,862.35
11000-2600-52112-0000-001118-0000-00000	ERARetireeHlth	1,004.00	1,516.00	504.75	530.01	481.24
11000-2600-52210-0000-001118-0000-00000	FICA Payments	3,111.00	5,647.00	2,321.99	2,230.59	1,094.42
11000-2600-52220-0000-001118-0000-00000	MedicarePaymnts	729.00	1,736.00	543.04	521.65	671.31
11000-2600-52311-0000-001118-0000-00000	Hth&MedPremiums	4,954.00	4,954.00	2,817.50	1,798.88	337.62
11000-2600-52312-0000-001118-0000-00000	Life	114.00	121.00	73.64	46.78	.58
11000-2600-52313-0000-001118-0000-00000	Dental	224.00	224.00	130.20	83.70	10.10
11000-2600-52314-0000-001118-0000-00000	Vision	49.00	49.00	28.56	18.35	2.09
11000-2600-52500-0000-001118-0000-00000	UnemploymentComp	170.00	203.00	122.53	81.60	1.13-
11000-2600-52710-0000-001118-0000-00000	WorkersCompPrem	580.00	580.00		580.00	
11000-2600-52720-0000-001118-0000-00000	WorksCompERFee	20.00	20.00	9.20	9.20	1.60
11000-2600-53711-0000-001118-0000-00000	Other Charges		1,515.00	350.00	1,164.38	.62
11000-2600-54311-0000-001118-0000-00000	MntRepFrmFixEq	1,826.00	1,826.00			1,826.00
11000-2600-54312-0000-001118-0000-00000	MntRepBlgsGrnds	8,960.00	8,960.00	1,000.00		7,960.00
11000-2600-54411-0000-001118-0000-00000	Electricity	46,872.00	46,872.00	33,159.21	13,712.79	
11000-2600-54412-0000-001118-0000-00000	NatGasBuildings	1,260.00	1,741.00	1,219.14	52.69	469.17
11000-2600-54415-0000-001118-0000-00000	Water/Sewage	8,700.00	9,600.00	5,690.83	3,909.17	
11000-2600-54416-0000-001118-0000-00000	CommunicatnSvcs	6,500.00	12,700.00	8,957.43	3,742.57	
11000-2600-54610-0000-001118-0000-00000	RentLandBldngs	202,331.00	202,331.00	213,031.98	213,031.98	223,732.96-
11000-2600-55200-0000-001118-0000-00000	PropertyLiablns	50,608.00	50,608.00		50,608.00	
11000-2600-55915-0000-001118-0000-00000	OthContractSvcs	41,460.00	49,043.00	36,564.00	25,306.81	12,827.81-
11000-2600-56118-0000-001118-0000-00000	GenSuppliesMats	7,000.00	12,517.00	4,473.05	6,789.21	1,254.74
11000-2600-56216-0000-001118-0000-00000	MaintSuppsParts		352.00	29.00	481.48	158.48-
11000-2600-57332-0000-001118-0000-00000	SupplAssets-\$5k	9,060.00	19,060.00	402.78	6,401.00	12,256.22
Total for Func 2600 and Expense accounts		452,765.00	522,572.00	352,451.53	370,827.71	200,707.24-
Funds 11000 - Operational, Func 2700 - StudentTranspnt						
11000-2700-55200-0000-001118-0000-00000	PropertyLiablns	1,643.00	1,643.00		1,643.00	
Total for Func 2700 and Expense accounts		1,643.00	1,643.00	.00	1,643.00	.00
Funds 11000 - Operational, Func 2900 - Oth Suppt Svcs						
11000-2900-58211-0000-001118-0000-00000	TaxLiab/Penalty		106.00		105.96	.04
Total for Func 2900 and Expense accounts		.00	106.00	.00	105.96	.04
Selection		Grouped by Account Type, Filtered by User Permissions, (Org = 130, Online/Offline = N, Period = 6, UnPosted JEs? = N, Assets and Liabilities? = N, Restricted Accts? = Y, Funds = 1..8, Object = 5, Obj Digits = 0, Page Break Lvl =)				

Balances through 12/31/2020

Fiscal Year 2020/21

Funds - Func - Obj - ct - Pr gm- Locat n- JbCl - Opt nl	Description	Adopted Budget	Revised Budget	Encumbered	Expenditure	Account Balance
Funds 11000 - Operational, Func 3100 - Food Svcs Opertns						
11000-3100-56116-0000-001118-0000-00000	Food	2,000.00	2,000.00			2,000.00
Total for Func 3100 and Expense accounts		2,000.00	2,000.00	.00	.00	2,000.00
Total for Funds 11000		4,901,876.00	5,061,954.00	2,292,988.77	1,817,541.76	951,423.47
Funds 21000 - Food Svcs, Func 3100 - Food Svcs Opertns						
21000-3100-51100-0000-001118-1217-00000	SalariesExpense,SecClerTe	16,765.00	16,807.00	12,281.60	4,524.80	.60
21000-3100-51300-0000-001118-1217-00000	AddnlCompenstn,SecClerTe	2,625.00	2,625.00		1,470.56	1,154.44
21000-3100-52111-0000-001118-0000-00000	EducRetirement	2,745.00	2,745.00	1,737.93	863.10	143.97
21000-3100-52112-0000-001118-0000-00000	ERARetireeHlth	389.00	389.00	245.67	122.00	21.33
21000-3100-52210-0000-001118-0000-00000	FICA Payments	1,203.00	1,203.00	761.52	378.18	63.30
21000-3100-52220-0000-001118-0000-00000	MedicarePayments	283.00	283.00	178.03	88.43	16.54
21000-3100-52312-0000-001118-0000-00000	Life	57.00	71.00	47.34	23.39	.27
21000-3100-52500-0000-001118-0000-00000	UnemploymentComp	85.00	85.00	40.47	20.10	24.43
21000-3100-52710-0000-001118-0000-00000	WorkersCompPrem	214.00	216.00		216.00	
21000-3100-52720-0000-001118-0000-00000	WorksCompERFee	10.00	10.00	6.90	2.30	.80
21000-3100-53330-0000-001118-0000-00000	ProfessDevelop		104.00		104.00	
21000-3100-54411-0000-001118-0000-00000	Electricity	6,696.00	6,696.00	5,002.39	1,693.61	
21000-3100-54412-0000-001118-0000-00000	NatGasBuildings	1,260.00	1,958.00	1,219.14	58.03	680.83
21000-3100-54415-0000-001118-0000-00000	Water/Sewage	2,200.00	2,400.00	1,422.71	977.29	
21000-3100-55915-0000-001118-0000-00000	OthContractSvcs	200,500.00	200,500.00	157,309.00	43,191.00	
21000-3100-56116-0000-001118-0000-00000	Food	5,000.00	5,000.00	5,000.00		
21000-3100-56118-0000-001118-0000-00000	GenSuppliesMats	3,750.00	2,690.00			2,690.00
21000-3100-57331-0000-001118-0000-00000	FixedAssets-\$5k	90,197.00	90,197.00			90,197.00
21000-3100-57332-0000-001118-0000-00000	SupplAssets-\$5k	6,000.00	6,000.00			6,000.00
Total for Funds 21000, Func 3100 and Expense accounts		339,979.00	339,979.00	185,252.70	53,732.79	100,993.51
Funds 23000 - Non-InstrectSupp, Func 1000 - Instruction						
23000-1000-56118-1010-001118-0000-00000	GenSuppliesMats	19,713.00	19,713.00			19,713.00
Total for Funds 23000, Func 1000 and Expense accounts		19,713.00	19,713.00	.00	.00	19,713.00
Funds 24101 - Title I - IASA, Func 1000 - Instruction						
24101-1000-51100-1010-001118-1411-00000	SalariesExpense, Teachers	65,754.00	51,021.00	37,284.84	13,736.52	.36-
24101-1000-51100-1010-001118-1711-00000	SalariesExpense, InstAsst1		17,130.00	12,517.96	4,611.88	.16
24101-1000-51300-1010-001118-1411-00000	AddnlCompenstn, Teachers		7,973.00		7,803.24	169.76
24101-1000-52111-0000-001118-0000-00000	EducRetirement	9,305.00	10,825.00			10,825.00
24101-1000-52111-1010-001118-0000-00000	EducRetirement			7,047.10	3,700.47	10,747.57-
24101-1000-52112-0000-001118-0000-00000	ERARetireeHlth	1,316.00	1,600.00			1,600.00
24101-1000-52112-1010-001118-0000-00000	ERARetireeHlth			996.17	523.08	1,519.25-
Selection Grouped by Account Type, Filtered by User Permissions, (Org = 130, Online/Offline = N, Period = 6, UnPosted JEs? = N, Assets and Liabilities? = N, Restricted Accts? = Y, Funds = 1..8, Object = 5, Obj Digits = 0, Page Break Lvl =)						

Balances through 12/31/2020

Fiscal Year 2020/21

Funds - Func - Obj - ct - Pr gm - Locat n - JbCl - Opt nI	Description	Adopted Budget	Revised Budget	Encumbered	Expenditure	Account Balance
Funds 24101 - Title I - IASA, Func 1000 - Instruction (continued)						
24101-1000-52210-0000-001118-0000-00000	FICA Payments	4,077.00	4,800.00			4,800.00
24101-1000-52210-1010-001118-0000-00000	FICA Payments			3,087.88	1,621.44	4,709.32-
24101-1000-52220-0000-001118-0000-00000	MedicarePaymnts	954.00	1,110.00			1,110.00
24101-1000-52220-1010-001118-0000-00000	MedicarePaymnts			722.00	379.15	1,101.15-
24101-1000-52311-0000-001118-0000-00000	Hth&MedPremiums	7,681.00				
24101-1000-52312-0000-001118-0000-00000	Life	46.00	120.00		16.71	103.29
24101-1000-52312-1010-001118-0000-00000	Life			94.68	31.56	126.24-
24101-1000-52313-0000-001118-0000-00000	Dental	314.00				
24101-1000-52314-0000-001118-0000-00000	Vision	61.00				
24101-1000-52315-0000-001118-0000-00000	Disability	177.00	200.00		26.43	173.57
24101-1000-52315-1010-001118-0000-00000	Disability			131.85	42.38	174.23-
24101-1000-52500-0000-001118-0000-00000	UnemploymntComp	68.00	200.00			200.00
24101-1000-52500-1010-001118-0000-00000	UnemploymntComp			121.26	15.19	136.45-
24101-1000-52710-0000-001118-0000-00000	WorkersCompPrem	838.00	838.00		840.00	2.00-
24101-1000-52720-0000-001118-0000-00000	WorksCompERFee	8.00	8.00			8.00
24101-1000-52720-1010-001118-0000-00000	WorksCompERFee				4.60	4.60-
24101-1000-53330-1010-001118-0000-00000	ProfessDevelop	2,000.00	372.00			372.00
24101-1000-55817-1010-001118-0000-00000	Student Travel	1,009.00				
24101-1000-56113-1010-001118-0000-00000	Software	6,240.00	6,240.00			6,240.00
24101-1000-57332-1010-001118-0000-00000	SupplAssets<\$5k	7,892.00	183.00			183.00
Total for Func 1000 and Expense accounts		107,740.00	102,620.00	62,003.74	33,352.65	7,263.61
Funds 24101 - Title I - IASA, Func 2100 - SuppSvcvsStundts						
24101-2100-51100-0000-001118-1218-00000	SalariesExpense,SchlStude	33,281.00	32,321.00	23,618.52	8,701.56	.92
24101-2100-51300-0000-001118-1218-00000	AddnlCompenstn,SchlStude		5,050.00		4,943.04	106.96
24101-2100-52111-0000-001118-0000-00000	EducRetirement	4,710.00	5,300.00	3,342.10	1,930.73	27.17
24101-2100-52112-0000-001118-0000-00000	ERARetireeHlth	666.00	750.00	472.34	272.88	4.78
24101-2100-52210-0000-001118-0000-00000	FICA Payments	2,064.00	2,350.00	1,464.33	845.95	39.72
24101-2100-52220-0000-001118-0000-00000	MedicarePaymnts	483.00	550.00	342.38	197.81	9.81
24101-2100-52312-0000-001118-0000-00000	Life	57.00	60.00	47.34	23.39	10.73-
24101-2100-52500-0000-001118-0000-00000	UnemploymntComp	85.00	85.00	77.90	12.00	4.90-
24101-2100-52710-0000-001118-0000-00000	WorkersCompPrem	424.00	424.00		426.00	2.00-
24101-2100-52720-0000-001118-0000-00000	WorksCompERFee	10.00	10.00	6.90	2.30	.80
24101-2100-53711-0000-001118-0000-00000	Other Charges	2,308.00	2,308.00			2,308.00
Total for Func 2100 and Expense accounts		44,088.00	49,208.00	29,371.81	17,355.66	2,480.53
Total for Funds 24101		151,828.00	151,828.00	91,375.55	50,708.31	9,744.14

Balances through 12/31/2020

Fiscal Year 2020/21

Funds - Func - Obj - ct - Pr gm- Locat n- JbCl - Opt nI	Description	Adopted Budget	Revised Budget	Encumbered	Expenditure	Account Balance	
Funds 24106 - IDEABEntitlemnt, Func 1000 - Instruction							
24106- 1000- 51100- 2000- 001118- 1712- 00000	SalariesExpense,InstAsstS	42,790.00	42,790.00	30,669.42	11,299.26	821.32	
24106- 1000- 51200- 2000- 001118- 1712- 00000	OvertimeExpense,InstAsstS		300.00		97.46	202.54	
24106- 1000- 51300- 2000- 001118- 1712- 00000	AddtlCompenstn,InstAsstS		3,884.00		3,883.94	.06	
24106- 1000- 52111- 0000- 001118- 0000- 00000	EducRetirement	6,056.00	6,056.00			6,056.00	
24106- 1000- 52111- 2000- 001118- 0000- 00000	EducRetirement			4,339.79	2,162.24	6,502.03-	
24106- 1000- 52112- 0000- 001118- 0000- 00000	ERARetireeHlth	857.00	1,057.00			1,057.00	
24106- 1000- 52112- 2000- 001118- 0000- 00000	ERARetireeHlth			613.51	305.65	919.16-	
24106- 1000- 52210- 0000- 001118- 0000- 00000	FICA Payments	2,655.00	2,655.00			2,655.00	
24106- 1000- 52210- 2000- 001118- 0000- 00000	FICA Payments			1,901.52	947.42	2,848.94-	
24106- 1000- 52220- 0000- 001118- 0000- 00000	MedicarePaymnts	622.00	622.00			622.00	
24106- 1000- 52220- 2000- 001118- 0000- 00000	MedicarePaymnts			444.60	221.54	666.14-	
24106- 1000- 52311- 0000- 001118- 0000- 00000	Hth&MedPremiums	7,068.00	8,184.00			7,710.46	
24106- 1000- 52311- 2000- 001118- 0000- 00000	Hth&MedPremiums			5,168.70	1,990.91	7,159.61-	
24106- 1000- 52312- 0000- 001118- 0000- 00000	Life	171.00	171.00			145.82	
24106- 1000- 52312- 2000- 001118- 0000- 00000	Life			142.02	47.34	189.36-	
24106- 1000- 52313- 0000- 001118- 0000- 00000	Dental	258.00	258.00			180.91	
24106- 1000- 52313- 2000- 001118- 0000- 00000	Dental			180.18	60.06	240.24-	
24106- 1000- 52314- 0000- 001118- 0000- 00000	Vision	57.00	57.00			42.41	
24106- 1000- 52314- 2000- 001118- 0000- 00000	Vision			39.42	13.14	52.56-	
24106- 1000- 52500- 0000- 001118- 0000- 00000	UnemploymentComp	255.00	255.00			255.00	
24106- 1000- 52500- 2000- 001118- 0000- 00000	UnemploymentComp			101.08	50.39	151.47-	
24106- 1000- 52710- 0000- 001118- 0000- 00000	WorkersCompPrem	546.00	546.00			8.00-	
24106- 1000- 52720- 0000- 001118- 0000- 00000	WorksCompERFee	30.00	30.00			30.00	
24106- 1000- 52720- 2000- 001118- 0000- 00000	WorksCompERFee				6.90	6.90-	
Total for Func 1000 and Expense accounts		61,365.00	66,865.00	43,600.24	22,230.65	1,034.11	
Funds 24106 - IDEABEntitlemnt, Func 2100 - SuppSvcStuents							
24106- 2100- 53212- 2000- 001118- 0000- 00000	SpeechThrpsCont	33,226.00	27,726.00	19,757.57	7,968.43		
Total for Func 2100 and Expense accounts		33,226.00	27,726.00	19,757.57	7,968.43	.00	
Total for Funds 24106		94,591.00	94,591.00	63,357.81	30,199.08	1,034.11	
Funds 24118 - FreshFruit&Vegs, Func 3100 - FoodSvcOpertns							
24118- 3100- 56116- 0000- 001118- 0000- 00000	Food		25,456.00			25,456.00	
Total for Funds 24118, Func 3100 and Expense accounts		.00	25,456.00	.00	.00	25,456.00	
Funds 24153 - EngLangAcquistn, Func 1000 - Instruction							
24153- 1000- 53330- 1010- 001118- 0000- 00000	ProfessDevelop	1,950.00	1,950.00			1,950.00	
24153- 1000- 56113- 1010- 001118- 0000- 00000	Software	4,170.00	4,170.00			4,170.00	
Selection Grouped by Account Type, Filtered by User Permissions, (Org = 130, Online/Offline = N, Period = 6, UnPosted JEs? = N, Assets and Liabilities? = N, Restricted Accts? = Y, Funds = 1..8, Object = 5, Obj Digits = 0, Page Break Lvl =)		SCHOOLABILITY					Page 11 of 15

Balances through 12/31/2020

Fiscal Year 2020/21

Funds - Func - Obj ct - Pr gm- Locat n- JbCl - Opt nl	Description	Adopted Budget	Revised Budget	Encumbered	Expenditure	Account Balance
Total for Funds 24153, Func 1000 and Expense accounts						
		6,120.00	6,120.00	.00	.00	6,120.00
Funds 24154 - TchPrinTrainRec, Func 1000 - Instruction						
24154- 1000- 53330- 1010- 001118- 0000- 00000	ProfessDevelop	17,274.00	17,274.00	3,440.00	1,835.00	11,999.00
Total for Func 1000 and Expense accounts						
		17,274.00	17,274.00	3,440.00	1,835.00	11,999.00
Funds 24154 - TchPrinTrainRec, Func 2100 - SuppSvcsStuents						
24154- 2100- 53330- 0000- 001118- 0000- 00000	ProfessDevelop		200.00	200.00		
Total for Func 2100 and Expense accounts						
		.00	200.00	200.00	.00	.00
Funds 24154 - TchPrinTrainRec, Func 2400 - SupSvcsSchAdmin						
24154- 2400- 53330- 0000- 001118- 0000- 00000	ProfessDevelop	2,000.00	1,800.00	480.00	730.00	590.00
Total for Func 2400 and Expense accounts						
		2,000.00	1,800.00	480.00	730.00	590.00
Total for Funds 24154						
		19,274.00	19,274.00	4,120.00	2,565.00	12,589.00
Funds 24301 - CARES Act, Func 1000 - Instruction						
24301- 1000- 57332- 1010- 001118- 0000- 00000	SupplAssets<\$5k	98,241.00	110,822.00	859.41	96,555.05	13,407.54
Total for Func 1000 and Expense accounts						
		98,241.00	110,822.00	859.41	96,555.05	13,407.54
Funds 24301 - CARES Act, Func 2100 - SuppSvcsStuents						
24301- 2100- 56118- 2000- 001118- 0000- 00000	GenSuppliesMats	5,000.00	5,000.00			5,000.00
Total for Func 2100 and Expense accounts						
		5,000.00	5,000.00	.00	.00	5,000.00
Funds 24301 - CARES Act, Func 2600 - Op&MaintofPlant						
24301- 2600- 56118- 0000- 001118- 0000- 00000	GenSuppliesMats	1,500.00	37,626.00	1,389.26	21,237.28	14,999.46
Total for Func 2600 and Expense accounts						
		1,500.00	37,626.00	1,389.26	21,237.28	14,999.46
Total for Funds 24301						
		104,741.00	153,448.00	2,248.67	117,792.33	33,407.00
Funds 25153 - TitleXIX-3/21Yr, Func 2100 - SuppSvcsStuents						
25153- 2100- 55915- 2000- 001118- 0000- 00000	OthContractSvcs	17,105.00	17,105.00		3,420.80	13,684.20
Total for Funds 25153, Func 2100 and Expense accounts						
		17,105.00	17,105.00	.00	3,420.80	13,684.20
Funds 25171 - Child&AdultFood, Func 3100 - FoodSvcsOpertns						
25171- 3100- 55915- 0000- 001118- 0000- 00000	OthContractSvcs	167,073.00	167,073.00	167,073.00		
Total for Funds 25171, Func 3100 and Expense accounts						
		167,073.00	167,073.00	167,073.00	.00	.00
Funds 26177 - ElemMidSchInit, Func 1000 - Instruction						
26177- 1000- 51300- 9000- 001118- 1618- 00000	AddtlCompensn,Athletics	6,116.00	6,116.00			6,116.00
26177- 1000- 52111- 0000- 001118- 0000- 00000	EducRetirement	869.00	869.00			869.00
26177- 1000- 52112- 0000- 001118- 0000- 00000	ERARetireeHlth	125.00	125.00			125.00
26177- 1000- 52210- 0000- 001118- 0000- 00000	FICA Payments	382.00	382.00			382.00
26177- 1000- 52220- 0000- 001118- 0000- 00000	MedicarePaymnts	91.00	91.00			91.00
26177- 1000- 56118- 1010- 001118- 0000- 00000	GenSuppliesMats	417.00	417.00			417.00

Balances through 12/31/2020

Fiscal Year 2020/21

Funds - Func - Obj - ct - Pr gm- Locat n- JbCl - Opt nl	Description	Adopted Budget	Revised Budget	Encumbered	Expenditure	Account Balance
Total for Funds 26177, Func 1000 and Expense accounts		8,000.00	8,000.00	.00	.00	8,000.00
Funds 27149 - PreK Initiative, Func 1000 - Instruction						
27149- 1000- 51100- 0000- 001118- 1611- 00000	SalariesExpense,SubsSickL				561.00	561.00-
27149- 1000- 51100- 1010- 001118- 1414- 00000	SalariesExpense, TeachersP	116,720.00	116,720.00	54,743.96	31,360.14	30,615.90
27149- 1000- 51100- 1010- 001118- 1714- 00000	SalariesExpense,InstAssstP	40,000.00	40,000.00	33,378.45	17,075.63	10,454.08-
27149- 1000- 51200- 1010- 001118- 1714- 00000	OvertimeExpense,InstAssstP				300.02	300.02-
27149- 1000- 51300- 1010- 001118- 1414- 00000	AddtlCompensn, TeachersP	8,842.00	8,842.00		6,949.65	1,892.35
27149- 1000- 51300- 1010- 001118- 1714- 00000	AddtlCompensn,InstAssstP	3,852.00	3,852.00		840.10	3,011.90
27149- 1000- 52111- 0000- 001118- 0000- 00000	EducRetirement	27,318.00	27,318.00		8.65	27,309.35
27149- 1000- 52111- 1010- 001118- 0000- 00000	EducRetirement			12,469.20	7,998.35	20,467.55-
27149- 1000- 52112- 0000- 001118- 0000- 00000	ERARetireeHlth	4,301.00	4,301.00		1.22	4,299.78
27149- 1000- 52112- 1010- 001118- 0000- 00000	ERARetireeHlth			1,762.42	1,130.52	2,892.94-
27149- 1000- 52210- 0000- 001118- 0000- 00000	FICA Payments	13,319.00	13,319.00		34.77	13,284.23
27149- 1000- 52210- 1010- 001118- 0000- 00000	FICA Payments			5,463.52	3,504.55	8,968.07-
27149- 1000- 52220- 0000- 001118- 0000- 00000	MedicarePaymnts	3,123.00	3,123.00		8.13	3,114.87
27149- 1000- 52220- 1010- 001118- 0000- 00000	MedicarePaymnts			1,277.83	819.65	2,097.48-
27149- 1000- 52312- 0000- 001118- 0000- 00000	Life	342.00	342.00		16.34	325.66
27149- 1000- 52312- 1010- 001118- 0000- 00000	Life			205.14	92.44	297.58-
27149- 1000- 52313- 0000- 001118- 0000- 00000	Dental	393.00	393.00		57.14	335.86
27149- 1000- 52313- 1010- 001118- 0000- 00000	Dental			342.90	146.96	489.86-
27149- 1000- 52314- 0000- 001118- 0000- 00000	Vision				5.76	5.76-
27149- 1000- 52314- 1010- 001118- 0000- 00000	Vision			66.06	22.02	88.08-
27149- 1000- 52500- 0000- 001118- 0000- 00000	UnemploymentComp	510.00	510.00		1.85	508.15
27149- 1000- 52500- 1010- 001118- 0000- 00000	UnemploymentComp			265.99	79.39	345.38-
27149- 1000- 52710- 0000- 001118- 0000- 00000	WorkersCompPrem	2,437.00	2,437.00		2,437.00	
27149- 1000- 52720- 0000- 001118- 0000- 00000	WorksCompERFee	60.00	60.00			60.00
27149- 1000- 52720- 1010- 001118- 0000- 00000	WorksCompERFee			25.30	20.70	46.00-
27149- 1000- 53330- 1010- 001118- 0000- 00000	ProfessDevelop	3,600.00	3,600.00	1,500.00		2,100.00
27149- 1000- 55817- 1010- 001118- 0000- 00000	Student Travel	1,000.00	1,000.00			1,000.00
27149- 1000- 55915- 1010- 001118- 0000- 00000	OthContractSvcs	3,300.00	3,300.00	7,494.50		4,194.50-
27149- 1000- 56113- 1010- 001118- 0000- 00000	Software			1,080.00		1,080.00-
27149- 1000- 56118- 1010- 001118- 0000- 00000	GenSuppliesMats	36,883.00	34,383.00	1,339.00	4,162.10	28,881.90
27149- 1000- 57332- 1010- 001118- 0000- 00000	SupplAssets-\$5k			11,554.92		11,554.92-
Total for Func 1000 and Expense accounts		266,000.00	263,500.00	132,969.19	77,634.08	52,896.73
Funds 27149 - PreK Initiative, Func 2600 - Op&MaintofPlant						
27149- 2600- 57331- 0000- 001118- 0000- 00000	FixedAssets-\$5k				878.48	878.48-

Selection Grouped by Account Type, Filtered by User Permissions, (Org = 130, Online/Offline = N, Period = 6, UnPosted JEs? = N, Assets and Liabilities? = N, Restricted Accts? = Y, Funds = 1..8, Object = 5, Obj Digits = 0, Page Break Lvl =)

Balances through 12/31/2020

Fiscal Year 2020/21

Funds - Func - Obj ct - Pr gm- Locat n- JbCl - Opt nl	Description	Adopted Budget	Revised Budget	Encumbered	Expenditure	Account Balance
Funds 27149 - PreK Initiative, Func 2600 - Op&MaintofPlant (continued)						
27149- 2600- 57332- 0000- 001118- 0000- 00000	SupplAssets<\$5k		2,500.00		1,275.00	1,225.00
	Total for Func 2600 and Expense accounts	.00	2,500.00	.00	2,153.48	346.52
	Total for Funds 27149	266,000.00	266,000.00	132,969.19	79,787.56	53,243.25
Funds 27183 - NM Grown FVY, Func 3100 - FoodSvcsOpertns						
27183- 3100- 56116- 0000- 001118- 0000- 00000	Food	2,000.00	1,661.00			1,661.00
	Total for Funds 27183, Func 3100 and Expense accounts	2,000.00	1,661.00	.00	.00	1,661.00
Funds 31200 - PubSchCapOutlay, Func 4000 - Capital Outlay						
31200- 4000- 54610- 0000- 001118- 0000- 00000	RentILandBldngs		303,587.00			303,587.00
	Total for Funds 31200, Func 4000 and Expense accounts	.00	303,587.00	.00	.00	303,587.00
Funds 31600 - CapImprvmtsHB33, Func 2300 - SupptSvcs-Admin						
31600- 2300- 53712- 0000- 001118- 0000- 00000	CityTaxCollCost	5,433.00	5,433.00		707.54	4,725.46
	Total for Func 2300 and Expense accounts	5,433.00	5,433.00	.00	707.54	4,725.46
Funds 31600 - CapImprvmtsHB33, Func 4000 - Capital Outlay						
31600- 4000- 57200- 0000- 001118- 0000- 00000	BuildingPurchase	968,637.00	968,637.00			968,637.00
	Total for Func 4000 and Expense accounts	968,637.00	968,637.00	.00	.00	968,637.00
	Total for Funds 31600	974,070.00	974,070.00	.00	707.54	973,362.46
Funds 31700 - CapImprvmtsSB-9, Func 4000 - Capital Outlay						
31700- 4000- 57331- 0000- 001118- 0000- 00000	FixedAssets>\$5k	20,350.00	20,350.00			20,350.00
31700- 4000- 57332- 0000- 001118- 0000- 00000	SupplAssets<\$5k	10,000.00	10,000.00			10,000.00
	Total for Funds 31700, Func 4000 and Expense accounts	30,350.00	30,350.00	.00	.00	30,350.00
Funds 31701 - CapImprvmsB9Loc, Func 2300 - SupptSvcs-Admin						
31701- 2300- 53712- 0000- 001118- 0000- 00000	CityTaxCollCost	2,700.00	2,700.00		357.77	2,342.23
	Total for Func 2300 and Expense accounts	2,700.00	2,700.00	.00	357.77	2,342.23
Funds 31701 - CapImprvmsB9Loc, Func 4000 - Capital Outlay						
31701- 4000- 54315- 0000- 001118- 0000- 00000	MntRepBlgsGrdEq	41,500.00	41,500.00			41,500.00
31701- 4000- 57112- 0000- 001118- 0000- 00000	LandImprvments	15,000.00	15,000.00			15,000.00
31701- 4000- 57200- 0000- 001118- 0000- 00000	BuildingPurchase	414,051.00	414,051.00			414,051.00
31701- 4000- 57331- 0000- 001118- 0000- 00000	FixedAssets>\$5k	15,000.00	19,986.00	217.85	19,768.12	.03
31701- 4000- 57332- 0000- 001118- 0000- 00000	SupplAssets<\$5k	15,427.00	10,441.00	3,336.74		7,104.26
	Total for Func 4000 and Expense accounts	500,978.00	500,978.00	3,554.59	19,768.12	477,655.29
	Total for Funds 31701	503,678.00	503,678.00	3,554.59	20,125.89	479,997.52
Funds 31703 - SB9 SMCash, Func 4000 - Capital Outlay						
31703- 4000- 57332- 0000- 001118- 0000- 00000	SupplAssets<\$5k		9,854.00			9,854.00

Balances through 12/31/2020

Fiscal Year 2020/21

Funds - Func - Obj ct - Pr gm- Locat n- JbCl - Opt nI	Description	Adopted Budget	Revised Budget	Encumbered	Expenditure	Account Balance
Total for Funds 31703, Func 4000 and Expense accounts		9,854.00	9,854.00	.00	.00	9,854.00
Total for Org 130 - Christine Duncan Heritage		7,616,252.00	8,153,741.00	2,942,940.28	2,176,581.06	3,034,219.66