

Christine Duncan Heritage Academy
Financial Update
June 10, 2020

A. BARs

	<u>BAR #</u>	<u>Fund Description</u>	<u>Type</u>	<u>Amount</u>
1	001-118-1920-00044-IB	24301 - CARES ACT	Intital Budget	\$ 104,741

B. Payroll & Accounts Payable Payment Vouchers

- 1 May
- 2

C. Financial Statement Reports - as of May 31, 2020

- 1 Financial Analysis
- 2 Bank Reconciliation
- 3

D. Other

- 1

Must submit backup for all BARs,
except transfers of funds for SEG or
direct grants

STATE OF NEW MEXICO
PUBLIC EDUCATION DEPARTMENT
300 Don Gaspar Santa Fe, NM 87501-2786
Budget Adjustment Request

Doc. ID: 001-118-1920-0044-IB

Fund Type: Flowthrough

Adjustment Type: Initial Budget

Fiscal Year: 2019-2020

Entity Name: Christine Duncan's Heritage Academy

Adjustment Changes Intent/Scope of Program Yes or No?: No

Contact: Angela Lerner, Business Manager

Total Approved Budget (Flowthrough):

Phone: 505-459-1895

Email: angie@k12accounting.com

FLOWTHROUGH ONLY	
Budget Period: 07/01/2019	To: 06/30/2020
A. Approved Carryover:	
B. Total Current Year Allocation:	
D. Total Funding Available:	

Revenue 24301.0000.41924 \$104,741

Fund	Function	Object	Program	Job Class	Present Budget	Adj Amt Exp	Adj Budget	ADD'L FTE
24301 CARES Act	1000 Instruction	57332 Supply Assets (\$5,000 or less)	1010 Regular Education (K-12) Programs	0000 No Job Class		\$98,241	\$98,241	
24301 CARES Act	2100 Support Services-Students	56118 General Supplies and Materials	2000 Special Programs	0000 No Job Class		\$5,000	\$5,000	
24301 CARES Act	2600 Operation & Maintenance of Plant	56118 General Supplies and Materials	0000 No Program	0000 No Job Class		\$1,500	\$1,500	
					Sub Total	\$104,741		
					Indirect Cost			
					DOC. TOTAL	\$104,741		

Justification:

award letter

Compliance with Sections 10-15-1 and 22-8-12, NMSA, 1978 Compilation:

A. The requested budget/changes were authorized at a scheduled Board of Education or Governance Council meeting open to the public on:

B. Justification for the transfer: Explanation such as "underbudgeted", "insufficient budget", or "needed to close out Project" ARE NOT ACCEPTABLE. Attach additional sheets if necessary.

ALL TRANSFER BARS MUST NET OUT TO ZERO ON THE DOC. TOTAL LINE.

As of 05/31/2020 (Account Filters Applied)			Fiscal Year 2019/20 Actuals		
Resource	Beginning Balance	Revenue Activity	Expense Activity	Net Activity	Resulting Balance
Fund 11000 - Operational Fund	.00	3,425,997.49	3,183,117.61	242,879.88	242,879.88
Fund 14000 - Inst. Materials Fund	.00	3,079.44	.00	3,079.44	3,079.44
Fund 21000 - Food Services Fund	.00	221,274.48	257,456.12	36,181.64-	36,181.64-
Fund 23001 - Athletic	.00	760.00	4,590.60	3,830.60-	3,830.60-
Fund 23004 - Student Council	.00	2,228.20	465.55	1,762.65	1,762.65
Fund 23005 - Yearbook	.00	3,050.00	940.50	2,109.50	2,109.50
Fund 23007 - Sunshine	.00	549.05	251.63	297.42	297.42
Fund 23010 - Admin Discretionary Account	.00	4,142.50	192.19	3,950.31	3,950.31
Fund 23102 - General Activities	.00	3,556.00	931.00	2,625.00	2,625.00
Fund 24101 - Title I - IASA	.00	162,644.67	114,893.45	47,751.22	47,751.22
Fund 24106 - IDEA-B Entitlement	.00	79,893.35	71,326.10	8,567.25	8,567.25
Fund 24118 - Fresh Fruit & Vegetables	.00	14,792.77	3,631.63	11,161.14	11,161.14
Fund 24153 - English Language Acquisition	.00	6,245.22	4,770.00	1,475.22	1,475.22
Fund 24154 - Teach./Princp. Train & Recruit	.00	19,918.93	19,438.00	480.93	480.93
Fund 24189 - Title IV	.00	.00	396.00	396.00-	396.00-
Fund 25153 - Title XIX MEDICAID 3/21 Years	.00	16,570.60	8,044.45	8,526.15	8,526.15
Fund 25171 - Child & Adult Food Program	.00	141,986.24	151,659.80	9,673.56-	9,673.56-
Fund 26177 - Elementry & Mid Sch Initiative	.00	13,000.00	567.92	12,432.08	12,432.08
Fund 27107 - 2012 GOBond Std. Library SB-66	.00	.00	7,838.00	7,838.00-	7,838.00-
Fund 27109 - Instructional Materials- GAA	.00	35,007.58	3,782.77	31,224.81	31,224.81
Fund 27114 - NM Reads to Lead K-3	.00	26,796.06	.00	26,796.06	26,796.06
Fund 27149 - PreK Initiative	.00	209,742.13	191,933.63	17,808.50	17,808.50
Fund 27155 - Breakfast-Elementary Students	.00	3,856.00	3,856.00	.00	.00
Fund 27166 - Kindergarten-Three Plus	.00	59,169.99	.00	59,169.99	59,169.99
Fund 27183 - NM Grown FVV					
Selection Grouped by Fund - Sorted by Resource, (Org = 130, As of Date = 5/31/2020, Actuals = Y, Enc = N, SACS Fund = N, SACS Rsrc = N, SACS = N, Restricted Accts = Y, Funds = 11..5, Objct =			SCHOOLABILITY Page 1 of 2		

As of 05/31/2020 (Account Filters Applied)			Fiscal Year 2019/20 Actuals		
Resource	Beginning Balance	Revenue Activity	Expense Activity	Net Activity	Resulting Balance
Fund 27183 - NM Grown FVV	.00	5,000.00	.00	5,000.00	5,000.00
Fund 27198 - K-3 Plus 4 & 5 Pilot Program	.00	8,308.33	.00	8,308.33	8,308.33
Fund 31200 - Public School Capital Outlay	.00	205,540.25	193,466.18	12,074.07	12,074.07
Fund 31600 - Capital Improv. HB 33	.00	193,751.86	1,937.51	191,814.35	191,814.35
Fund 31701 - Capital Improv. SB9 Local	.00	97,799.66	21,447.05	76,352.61	76,352.61
Total for Org	.00	4,964,660.80	4,246,933.69	717,727.11	717,727.11

Checks Dated 05/01/2020 through 05/31/2020			Board Meeting Date June 10, 2020		
Check Number	Check Date	Pay to the Order of	Funds-Objct	Expensed Amount	Check Amount
12010	05/12/2020	American Family Life	11000-23150	277.80	
			24101-23150	137.76	415.56
12011	05/12/2020	American Family Life	11000-23150	277.80	
			24101-23150	137.76	415.56
12012	05/12/2020	Metropolitan Life Insurance	11000-23147		200.00
12013	05/12/2020	NM Educational RetirementBoard	11000-23124	37,412.38	
			21000-23124	273.42	
			24101-23124	1,956.93	
			24106-23124	830.08	
			27149-23124	4,096.99	44,569.80
12014	05/12/2020	NM Taxation/Revenue Department	11000-23142	4,209.92	
			21000-23142	3.20	
			24101-23142	212.67	
			24106-23142	10.42	
			27149-23142	464.64	4,900.85
12015	05/12/2020	ABCWUA	11000-54415	581.25	
			21000-54415	197.49	778.74
12016	05/12/2020	Association of Charter School Education Services	Reissued		20,915.33 *
	Reissued on 05/14/2020				
12017	05/12/2020	De Lage Landen Financial Services Inc	11000-54630		1,238.15
12018	05/12/2020	Ephesus Office Technologies	11000-55915		280.48
12019	05/12/2020	Laun-Dry Supply Co. Inc.	11000-56118		509.90
12020	05/12/2020	Orkin Pest Control	11000-55915		112.19
12021	05/12/2020	Pitney Bowes Purchase Power	11000-54630	37.83	
			11000-56118	25.21	63.04
12022	05/12/2020	Sandia Office Supply	11000-56118		2,547.45
12023	05/12/2020	Sandra Orosco	26177-56118		67.92
12024	05/12/2020	Saylor Family Trust, LLC	11000-54610	2,633.46	
			31200-54610	31,366.54	34,000.00
12025	05/12/2020	Verizon Wireless	11000-54416		111.89
12026	05/12/2020	Western State Fire Protection Co.	11000-54312		211.24
12029	05/15/2020	Association of Charter School Education Services	11000-53414	16,204.91	
			11000-53711	306.25	16,511.16
12030	05/15/2020	Association of Charter School Education Services	11000-53330	870.00	
			11000-55915	2,615.01	
			25171-55915	6,520.50	
			31701-57332	4,222.00	14,227.51
12031	05/15/2020	Ephesus Office Technologies	11000-55915		38.00
12032	05/15/2020	InAccord, P.C.	11000-53413		3,236.25
12033	05/15/2020	Leos Gonzalez, Rafael	11000-53414		4,064.84
12034	05/15/2020	Sandia Office Supply	11000-56118		122.87
VCH-00000052	05/12/2020	NM RHC	11000-23123	4,578.02	
			21000-23123	37.20	

The preceding Checks have been issued in accordance with the District's Policy and authorization of the Board of Trustees. It is recommended that the preceding Checks be approved.

SCHOOLABILITY

Page 1 of 2

Checks Dated 05/01/2020 through 05/31/2020			Board Meeting Date June 10, 2020		
Check Number	Check Date	Pay to the Order of	Funds-Objct	Expensed Amount	Check Amount
VCH-00000052	05/12/2020	NM RHC	24101-23123	236.28	
			24106-23123	112.94	
			27149-23123	511.16	5,475.60
VCH-00000053	05/12/2020	NMPSIA	11000-23125	15,330.71	
			11000-52312	71.24	
			11000-52313	42.76	
			11000-52314	10.07	
			11000-52315	8.96	
			21000-23125	4.70	
			24101-23125	1,343.10	
			24106-23125	776.06	
			27149-23125	147.56	
			27149-52312	4.70	
			27149-52313	54.44	
			27149-52314	10.48	17,576.78
Total Number of Checks			25		<u><u>172,591.11</u></u>

	Count	Amount
Reissue	1	20,915.33
Net Issue		151,675.78

Fund Recap

Fund	Description	Check Count	Expensed Amount
11000	Operational Fund	23	97,938.84
21000	Food Services Fund	5	516.01
24101	Title I - IASA	6	4,024.50
24106	IDEA-B Entitlement	4	1,729.50
25171	Child & Adult Food Program	1	6,520.50
26177	Elementary & Mid Sch Initiative	1	67.92
27149	PreK Initiative	4	5,289.97
31200	Public School Capital Outlay	1	31,366.54
31701	Capital Improv. SB9 Local	1	4,222.00
Total Number of Checks		25	151,675.78
Less Unpaid Tax Liability			.00
Net (Check Amount)			<u><u>151,675.78</u></u>

Includes checks for only Bank Account 130MAIN

The preceding Checks have been issued in accordance with the District's Policy and authorization of the Board of Trustees. It is recommended that the preceding Checks be approved.

SCHOOLABILITY

Page 2 of 2

Analyzed Business Checking - PF

Account number: [REDACTED] ■ May 1, 2020 - May 31, 2020 ■ Page 1 of 3



CHRISTINE DUNCAN'S HERITAGE ACADEMY
1900 ATRISCO DR NW
ALBUQUERQUE NM 87120-1146

Questions?

Call your Customer Service Officer or Client Services
1-800-AT WELLS (1-800-289-3557)
5:00 AM TO 6:00 PM Pacific Time Monday - Friday

Online: wellsfargo.com

Write: Wells Fargo Bank, N.A. (585)
P.O. Box 6995
Portland, OR 97228-6995

Account summary

Analyzed Business Checking - PF

Account number	Beginning balance	Total credits	Total debits	Ending balance
[REDACTED]	\$2,079,987.30	\$343,364.55	-\$352,793.07	\$2,070,558.78

Credits

Electronic deposits/bank credits

Effective date	Posted date	Amount	Transaction detail
	05/01	12,234.16	State of NEW Mex Vndr Pymt Nmap0000783193 USDA March 2020 USDA March 2020
	05/06	3,500.76	State of NEW Mex Vndr Pymt Nmap0000796595 27109 Fy20 I/M Final 27109 Fy20 I/M Final
	05/07	1,202.95	Post Verify Deposit
	05/12	299,602.66	APS Payments Christine Dncn Christine Duncan Ha Cs
	05/20	26,824.02	Bernalillo Count Distr_Pymt Christine Duncans Heri
		\$343,364.55	Total electronic deposits/bank credits
		\$343,364.55	Total credits

Debits

Electronic debits/bank debits

Effective date	Posted date	Amount	Transaction detail
	05/05	18,258.78	< Business to Business ACH Debit - IRS Usatxpymt 050520 270052651108803 Christine Duncans Heri
	05/07	17,576.78	WT Seq#02604 State of NEW Mexico /Bnf=Nmpsia Srf# Gw00000033147102 Trn#200507002604 Rfb# 21
	05/07	5,475.60	WT Seq#02612 State of NEW Mexico /Bnf=NM Rehtiree Healthcare Srf# Gw00000033147105 Trn#200507002612 Rfb# 22
	05/11	91.05	Client Analysis Srvc Chrg 200508 Svc Chge 0420 000009790384409
	05/11	4,900.85	< Business to Business ACH Debit - Tax_Rev_Crs_Ecks Trd Pmnt 200507 xxxxx0640 Christine Duncan Herit

Electronic debits/bank debits (continued)

Effective date	Posted date	Amount	Transaction detail
	05/11	415.56	< Business to Business ACH Debit - AFLAC Insurance 050720 L7U96083656 Christine Duncans
	05/12	44,569.80	< Business to Business ACH Debit - Nmerb Web Pay 200511 02353 Christine Duncan Herit
	05/14	61,399.36	ACH Prep Origintn - Christine Duncan - File 7878782339 Coid 1205009183
	05/22	18,418.35	< Business to Business ACH Debit - IRS Usat taxpymt 052220 270054324940376 Christine Duncans Heri
	05/28	69,189.07	ACH Prep Origintn - Christine Duncan - File 7878782339 Coid 1205009183
		\$240,295.20	Total electronic debits/bank debits

< **Business to Business ACH:** If this is a business account, this transaction has a return time frame of one business day from post date. This time frame does not apply to consumer accounts.

Checks paid

Number	Amount	Date	Number	Amount	Date	Number	Amount	Date
022	2,547.45	05/21	12001	28,278.93	05/04	12024	34,000.00	05/19
2025*	111.89	05/18	12015*	778.74	05/18	12026*	211.24	05/19
11952*	219.22	05/15	12017*	1,238.15	05/27	12029*	16,511.16	05/26
11985*	219.22	05/15	12018	280.48	05/27	12030	14,227.51	05/26
11995*	219.22	05/15	12019	509.90	05/19	12031	38.00	05/27
11996	375.94	05/07	12020	112.19	05/28	12033*	4,064.84	05/19
11999*	525.00	05/06	12023*	67.92	05/26	12034	122.87	05/21
12000	7,838.00	05/01						
		\$112,497.87						
			Total checks paid					

* Gap in check sequence.

\$352,793.07 Total debits

Daily ledger balance summary

Date	Balance	Date	Balance	Date	Balance
04/30	2,079,987.30	05/11	2,013,188.68	05/20	2,193,311.93
05/01	2,084,383.46	05/12	2,268,221.54	05/21	2,190,641.61
05/04	2,056,104.53	05/14	2,206,822.18	05/22	2,172,223.26
05/05	2,037,845.75	05/15	2,206,164.52	05/26	2,141,416.67
05/06	2,040,821.51	05/18	2,205,273.89	05/27	2,139,860.04
05/07	2,018,596.14	05/19	2,166,487.91	05/28	2,070,558.78
Average daily ledger balance		\$2,124,044.33			

**IMPORTANT ACCOUNT INFORMATION**

Effective April 1, 2020, we modified our commercial account agreement to reserve the right to assess a monthly deposit balance fee on the average positive collected balance in your commercial checking account(s) with us. When and if we assess the deposit balance fee, the amount of the fee will appear on the periodic statement or client analysis statement for your account. The deposit balance fee is subject to change by us at any time without notice. For questions about the modification, you may contact your relationship manager.

Effective June 20, 2020, we are updating the Funds Availability Policy in our Commercial Account Agreement as follows:

In the "Longer delays may apply" section, when a longer delay applies, we are making the following changes:

- The amount of your deposit that may be available on the first business day after the day of your deposit is increasing from \$200 to \$225.
- We are changing the check deposit amount exception that may lead to a delay of generally no more than seven business days from "You deposit checks totaling more than \$5,000 on any one day" to "You deposit checks totaling more than \$5,525 on any one day."

Statement Date 05/31/2020

Cash Object 11010

Status Posted

Journal Entry # CA20-00013

Bank Statement Ending Balance	2,070,558.78
Less: Uncleared Payments	28,608.83
Add: Uncleared Deposits	0.00
Add: Uncleared Other	0.00
Adjusted Bank Balance	2,041,949.95
System Cash Balance	2,041,949.95
Add: Unposted Charges and Interest	0.00
Revised System Cash Balance	2,041,949.95
Difference	0.00

Service Charge	91.05
Interest Earned	0.00

Cleared Payments	413,616.29
Cleared Deposits	343,364.55
Cleared Other	60,823.22

Submitted By	JYAMAT, 06/02/2020
Posted By	ALERNER, 06/02/2020

Uncleared Payments

Issued	Check #	Check Amount	Pay To Name	Vendor ID	Emp ID	Bank Acct
08/17/19	11526	17.66	Alyssa R. Apodaca		000111	130MAIN
03/20/20	11956	2,680.00	Dual Language Education of New Mexicc	000156		130MAIN
04/03/20	11990	240.00	Family Engagement Inst PTA	010106		130MAIN
04/03/20	11992	224.38	Orkin Pest Control	000697		130MAIN
04/17/20	11998	53.96	NM Gas Company	000558		130MAIN
04/24/20	12002	500.00	Leos Gonzalez, Rafael	010135		130MAIN
05/01/20	12004	219.22	NM Child Supp Enforc Agency	901001		130MAIN
05/12/20	12010	415.56	American Family Life	901012		130MAIN
05/12/20	12012	200.00	Metropolitan Life Insurance	901002		130MAIN
05/12/20	12016	20,915.33	Association of Charter School Education Ser	000635		130MAIN
05/12/20	12021	63.04	Pitney Bowes Purchase Power	000760		130MAIN
05/15/20	12028	219.22	NM Child Supp Enforc Agency	901001		130MAIN
05/15/20	12032	3,236.25	InAccord, P.C.	010081		130MAIN
05/29/20	12035	20,320.32	EFTPS	900004		130MAIN
05/29/20	12036	219.22	NM Child Supp Enforc Agency	901001		130MAIN
		49,524.16				

Cleared Payments

Issued	Check #	Check Amount	Cleared Amount	Difference	Cleared	Pay To Name	Vendor ID	Emp ID	Bank Acct
03/20/20	11952	219.22	219.22		05/31/20	NM Child Supp Enforc Agency	901001		130MAIN
04/03/20	11985	219.22	219.22		05/31/20	NM Child Supp Enforc Agency	901001		130MAIN
04/17/20	11995	219.22	219.22		05/31/20	NM Child Supp Enforc Agency	901001		130MAIN
04/17/20	11996	375.94	375.94		05/31/20	Ephesus Office Technologies	000209		130MAIN
04/17/20	11999	525.00	525.00		05/31/20	Public Charter Schools of NM	000056		130MAIN
04/17/20	12000	7,838.00	7,838.00		05/31/20	School Tech Supply - STS	000728		130MAIN
04/18/20	12001	28,278.93	28,278.93		05/31/20	Association of Charter School Education Ser	000635		130MAIN

Selection Grouped by Org, Cash Object, Statement Date - Sorted by Item date, Item #, (Org = 130, Cash Object IN ('11010'), Bank Statement Date = 5/31/2020, Uncleared Only? = No)

SCHOOLABILITY

Page 1 of 3

Statement Date 05/31/2020

Cash Object 11010

Status Posted

Journal Entry # CA20-00013

Cleared Payments (continued)

Issued	Check #	Check Amount	Cleared Amount	Difference	Cleared	Pay To Name	Vendor ID	Emp ID	Bank Acct
05/01/20	12003	18,258.78	18,258.78		05/31/20	EFTPS	900004		130MAIN
05/01/20	Batch 05/01/2020	60,914.27	60,914.27		05/31/20				130MAIN
05/12/20	12011	415.56	415.56		05/31/20	American Family Life	901012		130MAIN
05/12/20	12013	44,569.80	44,569.80		05/31/20	NM Educational RetirementBoard	900005		130MAIN
05/12/20	12014	4,900.85	4,900.85		05/31/20	NM Taxation/Revenue Department	900003		130MAIN
05/12/20	12015	778.74	778.74		05/31/20	ABCWUA	000221		130MAIN
05/12/20	12017	1,238.15	1,238.15		05/31/20	De Lage Landen Financial Services	000411		130MAIN
05/12/20	12018	280.48	280.48		05/31/20	Ephesus Office Technologies	000209		130MAIN
05/12/20	12019	509.90	509.90		05/31/20	Laun-Dry Supply Co. Inc.	000304		130MAIN
05/12/20	12020	112.19	112.19		05/31/20	Orkin Pest Control	000697		130MAIN
05/12/20	12022	2,547.45	2,547.45		05/31/20	Sandia Office Supply	000500		130MAIN
05/12/20	12023	67.92	67.92		05/31/20	Sandra Orosco	010162		130MAIN
05/12/20	12024	34,000.00	34,000.00		05/31/20	Saylor Family Trust, LLC	000555		130MAIN
05/12/20	12025	111.89	111.89		05/31/20	Verizon Wireless	000206		130MAIN
05/12/20	12026	211.24	211.24		05/31/20	Western State Fire Protection Co.	000577		130MAIN
05/12/20	Batch 05/12/2020	23,052.38	23,052.38		05/31/20				130MAIN
05/15/20	12027	18,418.35	18,418.35		05/31/20	EFTPS	900004		130MAIN
05/15/20	12029	16,511.16	16,511.16		05/31/20	Association of Charter School Education Ser	000635		130MAIN
05/15/20	12030	14,227.51	14,227.51		05/31/20	Association of Charter School Education Ser	000635		130MAIN
05/15/20	12031	38.00	38.00		05/31/20	Ephesus Office Technologies	000209		130MAIN
05/15/20	12033	4,064.84	4,064.84		05/31/20	Leos Gonzalez, Rafael	010135		130MAIN
05/15/20	12034	122.87	122.87		05/31/20	Sandia Office Supply	000500		130MAIN
05/15/20	Batch 05/15/2020	61,399.36	61,399.36		05/31/20				130MAIN
05/29/20	Batch 05/29/2020	69,189.07	69,189.07		05/31/20				130MAIN
		413,616.29	413,616.29						

Cleared Deposits

Deposited	Deposit #	Deposit Amount	Cleared Amount	Difference	Cleared	Bank Acct
05/01/20	Batch 05/01/2020	12,234.16	12,234.16		05/31/20	130MAIN
05/06/20	Batch 05/06/2020	3,500.76	3,500.76		05/31/20	130MAIN
05/07/20	Batch 05/07/2020	1,202.95	1,202.95		05/31/20	130MAIN
05/12/20	Batch 05/12/2020	299,602.66	299,602.66		05/31/20	130MAIN
05/20/20	Batch 05/20/2020	26,824.02	26,824.02		05/31/20	130MAIN
		343,364.55	343,364.55			

Cleared Other

Effective	JE #	Amount	Cleared Amount	Difference	Cleared	JE Comment	Bank Acct
Selection	Grouped by Org, Cash Object, Statement Date - Sorted by Item date, Item #, (Org = 130, Cash Object IN ('11010'), Bank Statement Date = 5/31/2020, Uncleared Only? = No)						SCHOOLABILITY

Page 2 of 3

Statement Date 05/31/2020

Cash Object 11010

Status Posted

Journal Entry # CA20-00013

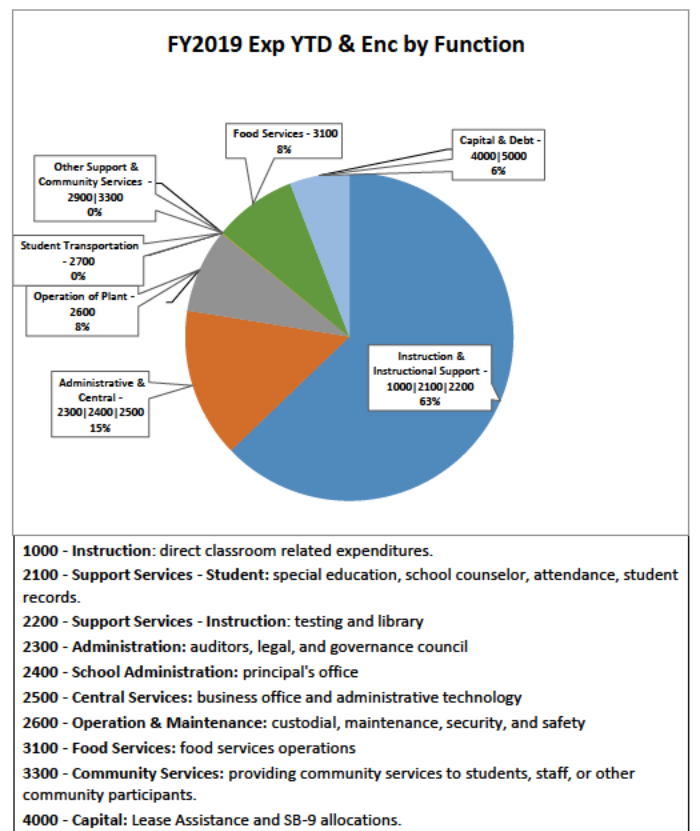
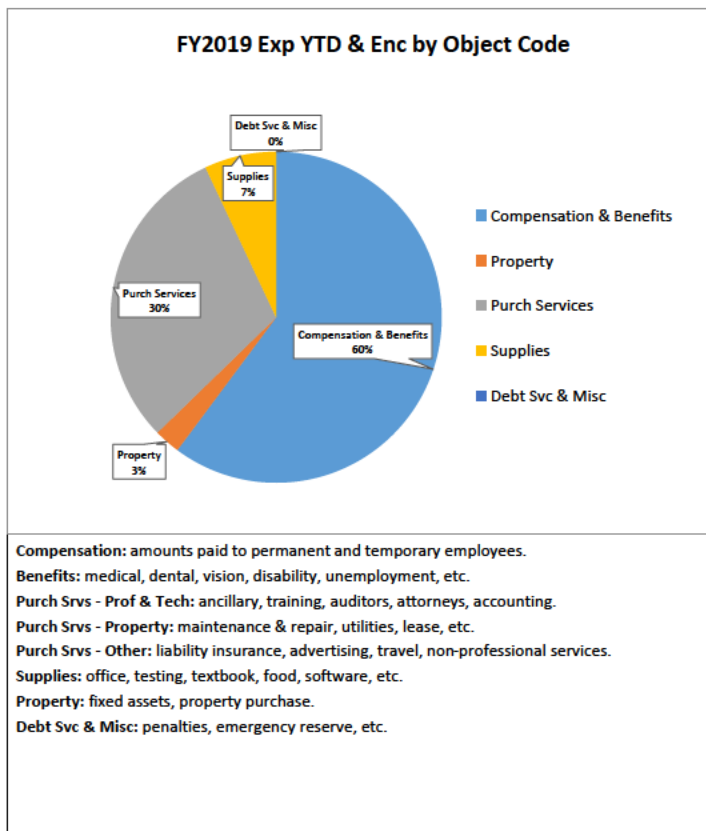
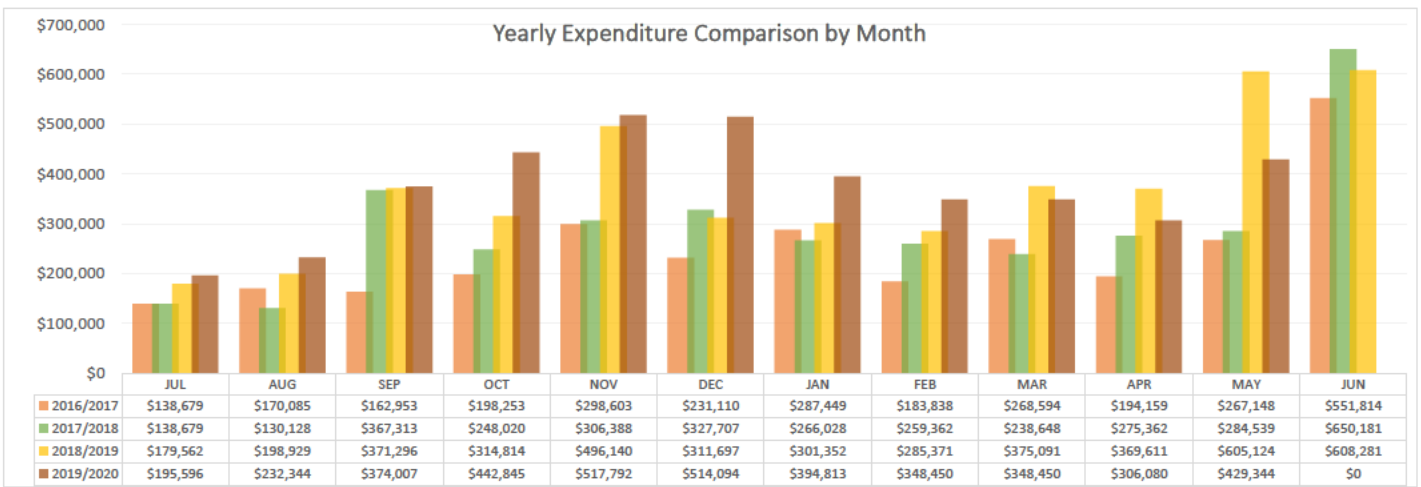
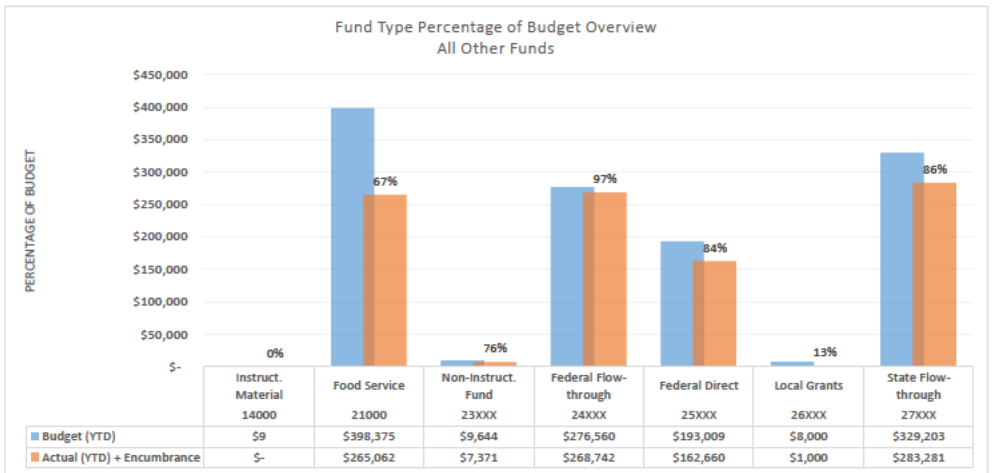
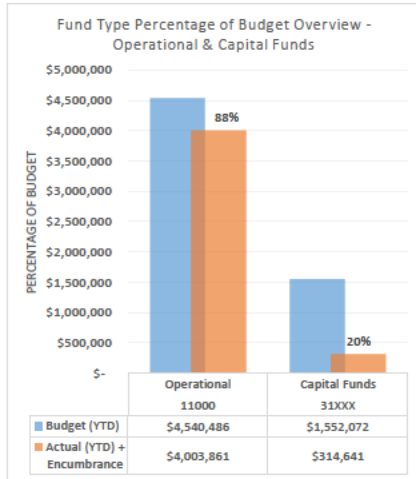
Cleared Other (continued)

Effective	JE #	Amount	Cleared Amount	Difference	Cleared	JE Comment	Bank Acct
05/01/20	CA20-00011	60,914.27	60,914.27		05/31/20		
05/31/20	CA20-00013	91.05-	91.05-		06/02/20		
		<u>60,823.22</u>	<u>60,823.22</u>				

Christine Duncan Heritage Academy

Expenditure Analytical Review

As of May 31, 2020

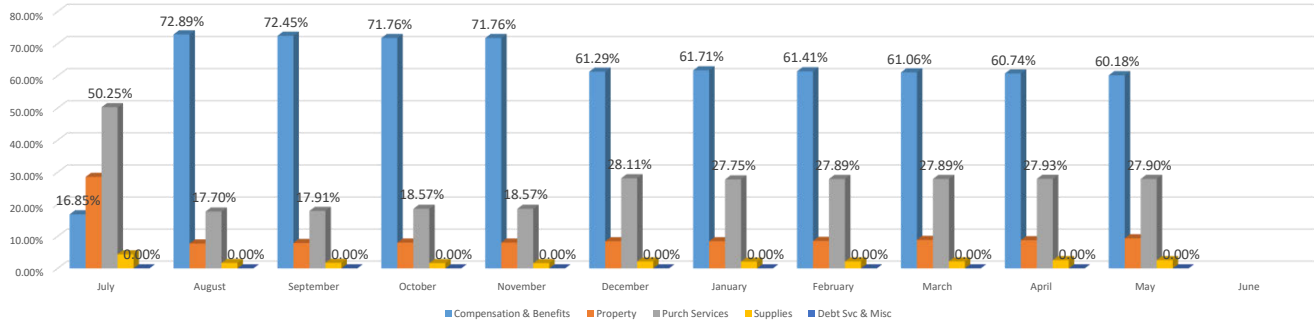


Christine Duncan Heritage Academy

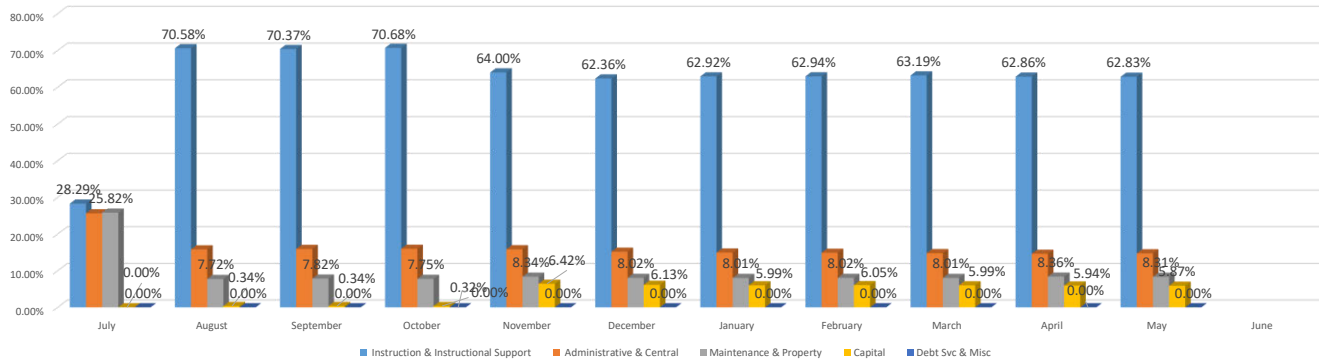
Expenditure Analytical Review

As of May 31, 2020

Object Code (Exp & Encumbrance) Change in Percentage by Month



Funtion Code (Exp & Encumbrance) Change in Percentage by Month



Balances through 05/31/2020

Fiscal Year 2019/20

Funds- Func- Obj ct - Pr gm- Locat n- Jb Cl - Opt nl	Description	Adopted Budget	Revised Budget	Encumbered	Expenditure	Account Balance
11000- 1000- 51100- 0000- 001118- 1611- 00000	SalariesExpense,SubsSickL	2,388.00	37,927.00	3,531.60	24,088.86	10,306.54
11000- 1000- 51100- 0000- 001118- 1612- 00000	SalariesExpense,SubsOther		143.00		142.50	.50
11000- 1000- 51100- 1010- 001118- 1411- 00000	SalariesExpense,Teachers	789,580.00	658,790.00	117,449.81	470,203.86	71,136.33
11000- 1000- 51100- 1010- 001118- 1413- 00000	SalariesExpense,TeachersE	51,023.00	51,023.00	5,948.88	10,708.02	34,366.10
11000- 1000- 51100- 1010- 001118- 1711- 00000	SalariesExpense,InstAsst1	27,348.00	27,348.00			27,348.00
11000- 1000- 51100- 1010- 001118- 1713- 00000	SalariesExpense,InstAsst-	53,424.00	58,697.00	10,399.09	45,912.23	2,385.68
11000- 1000- 51100- 2000- 001118- 1412- 00000	SalariesExpense,Teachers	185,063.00	213,183.00	43,067.71	170,114.69	.60
11000- 1000- 51100- 4010- 001118- 1413- 00000	SalariesExpense,TeachersE	110,222.00	150,426.00	9,656.55	97,856.23	42,913.22
11000- 1000- 51100- 4010- 001118- 1416- 00000	SalariesExpense,TeachersO	452,876.00	452,876.00	77,496.19	331,570.73	43,809.08
11000- 1000- 51100- 9000- 001118- 1618- 00000	SalariesExpense,Athletics		2,085.00		2,084.50	.50
11000- 1000- 51200- 1010- 001118- 1711- 00000	OvertimeExpense,InstAsst1		1,933.00		1,932.70	.30
11000- 1000- 51300- 1010- 001118- 1411- 00000	AddtnlCompenstn,Teachers	183,605.00	183,605.00	5,480.55	80,259.04	97,865.41
11000- 1000- 51300- 1010- 001118- 1411- 10000	AddtnlCompenstn,Teachers				34,418.19	34,418.19-
11000- 1000- 51300- 1010- 001118- 1413- 00000	AddtnlCompenstn,TeachersE		618.00		618.00	
11000- 1000- 51300- 1010- 001118- 1414- 00000	AddtnlCompenstn,TeachersP	4,500.00	4,500.00			4,500.00
11000- 1000- 51300- 1010- 001118- 1621- 00000	AddtnlCompenstn,Sum/After	1,000.00	1,000.00			1,000.00
11000- 1000- 51300- 1010- 001118- 1711- 00000	AddtnlCompenstn,InstAsst1	8,300.00	8,430.00		5,010.95	3,419.05
11000- 1000- 51300- 1010- 001118- 1711- 10000	AddtnlCompenstn,InstAsst1				3,419.05	3,419.05-
11000- 1000- 51300- 1010- 001118- 1713- 00000	AddtnlCompenstn,InstAsst-		1,594.00		1,593.88	.12
11000- 1000- 51300- 2000- 001118- 1412- 00000	AddtnlCompenstn,Teachers	13,534.00	13,334.00		4,900.00	8,434.00
11000- 1000- 51300- 4010- 001118- 1413- 00000	AddtnlCompenstn,TeachersE		200.00		200.00	
11000- 1000- 51300- 4010- 001118- 1416- 00000	AddtnlCompenstn,TeachersO	39,000.00	39,000.00	5,164.65	20,461.83	13,373.52
11000- 1000- 51300- 9000- 001118- 1618- 00000	AddtnlCompenstn,Athletics	1,000.00	2,198.00		2,352.00	154.00-
11000- 1000- 51300- 9000- 001118- 1621- 00000	AddtnlCompenstn,Sum/After		1,004.00		1,004.00	
11000- 1000- 52111- 0000- 001118- 0000- 00000	EducRetirement	276,922.00	276,922.00	39,364.59	179,509.00	58,048.41
11000- 1000- 52111- 0000- 001118- 0000- 10000	EducRetirement				5,353.98	5,353.98-
11000- 1000- 52112- 0000- 001118- 0000- 00000	ERARetireeHlth	38,484.00	38,484.00	5,563.73	25,377.87	7,542.40
11000- 1000- 52112- 0000- 001118- 0000- 10000	ERARetireeHlth				756.74	756.74-
11000- 1000- 52210- 0000- 001118- 0000- 00000	FICA Payments	119,246.00	119,246.00	17,227.78	71,205.03	30,813.19
11000- 1000- 52210- 0000- 001118- 0000- 10000	FICA Payments				2,345.91	2,345.91-
11000- 1000- 52220- 0000- 001118- 0000- 00000	MedicarePaymnts	27,936.00	27,936.00	4,029.13	16,653.04	7,253.83
11000- 1000- 52220- 0000- 001118- 0000- 10000	MedicarePaymnts				548.65	548.65-
11000- 1000- 52311- 0000- 001118- 0000- 00000	Hth&MedPremiums	133,419.00	83,419.00	13,404.35	53,024.19	16,990.46
11000- 1000- 52312- 0000- 001118- 0000- 00000	Life	1,881.00	1,881.00	340.75	1,142.58	397.67
11000- 1000- 52313- 0000- 001118- 0000- 00000	Dental	9,324.00	6,324.00	848.45	2,276.93	3,198.62
11000- 1000- 52314- 0000- 001118- 0000- 00000	Vision	1,595.00	1,283.00	157.45	683.11	442.44
11000- 1000- 52315- 0000- 001118- 0000- 00000	Disability	1,387.00	1,727.00	312.50	1,414.40	.10

Selection Grouped by Account Type, Filtered by User Permissions, (Org = 130, Online/Offline = N, Period = 12, UnPosted JEs? = N, Assets and Liabilities? = N, Restricted Accts? = Y, Funds = 11..5, Objct = 5, Obj Digits = 0, Page Break Lvl =)

SCHOOLABILITY

Page 1 of 9

Balances through 05/31/2020

Fiscal Year 2019/20

Funds- Func- Obj ct - Pr gm- Locat n- Jb Cl - Opt nl	Description	Adopted Budget	Revised Budget	Encumbered	Expenditure	Account Balance
11000- 1000- 52500- 0000- 001118- 0000- 00000	UnemploymntComp	3,300.00	3,300.00	354.70	2,877.44	67.86
11000- 1000- 52500- 0000- 001118- 0000- 10000	UnemploymntComp				23.36	23.36-
11000- 1000- 52710- 0000- 001118- 0000- 00000	WorkersCompPrem	17,594.00	19,339.00		19,338.64	.36
11000- 1000- 52720- 0000- 001118- 0000- 00000	WorkrsCompERFee	330.00	330.00	71.30	217.35	41.35
11000- 1000- 53330- 1010- 001118- 0000- 00000	ProfessDevelop	15,573.00	22,634.00	2,159.00	20,474.77	.23
11000- 1000- 53414- 1010- 001118- 0000- 00000	OthProfTechSvcs		42,532.00		42,531.16	.84
11000- 1000- 53711- 1010- 001118- 0000- 00000	Other Charges	1,878.00	3,092.00	1,232.95	1,557.26	301.79
11000- 1000- 53711- 1010- 001118- 0000- 10000	Other Charges				345.00	345.00-
11000- 1000- 53711- 9000- 001118- 0000- 00000	Other Charges	1,367.00	1,975.00		1,975.00	
11000- 1000- 54630- 1010- 001118- 0000- 00000	RentalCompEqpmt		615.00		615.00	
11000- 1000- 55817- 1010- 001118- 0000- 00000	Student Travel	10,432.00	10,432.00	897.00	3,013.60	6,521.40
11000- 1000- 55915- 1010- 001118- 0000- 00000	OthContractSvcs	47,240.00	51,470.00	26,443.10	25,026.85	.05
11000- 1000- 55915- 9000- 001118- 0000- 00000	OthContractSvcs	869.00	869.00			869.00
11000- 1000- 56112- 1010- 001118- 0000- 00000	Other Textbooks	557.00	223,368.00	111,614.20	111,752.99	.81
11000- 1000- 56113- 1010- 001118- 0000- 00000	Software	9,066.00	9,066.00	1,515.00	944.04	6,606.96
11000- 1000- 56118- 1010- 001118- 0000- 00000	GenSuppliesMats	32,075.00	36,656.00	7,205.65	25,964.55	3,485.80
11000- 1000- 56118- 1010- 001118- 0000- 10000	GenSuppliesMats				3,525.04	3,525.04-
11000- 1000- 57331- 1010- 001118- 0000- 00000	FixedAssets>\$5k	572,113.00	87,281.00			87,281.00
11000- 1000- 57332- 1010- 001118- 0000- 00000	SupplAssets<\$5k	9,172.00	21,330.00	611.95	20,717.65	.40
11000- 2100- 51100- 0000- 001118- 1211- 00000	SalariesExpense,CoordSubS	63,226.00	65,434.00	11,734.17	51,715.20	1,984.63
11000- 2100- 51100- 0000- 001118- 1214- 00000	SalariesExpense,Couns-Soc		37,444.00	8,708.33	28,734.90	.77
11000- 2100- 51100- 0000- 001118- 1216- 00000	SalariesExpense,HealthAss	7,950.00	7,702.00	1,481.12	6,220.83	.05
11000- 2100- 51100- 2000- 001118- 1214- 00000	SalariesExpense,Couns-Soc	50,002.00	50,014.00	9,617.90	40,395.18	.92
11000- 2100- 51300- 0000- 001118- 1211- 00000	AddtnlCompenstn,CoordSubS		8,254.00	3,251.55	5,001.86	.59
11000- 2100- 51300- 0000- 001118- 1217- 00000	AddtnlCompenstn,SecClerTe		100.00		100.00	
11000- 2100- 51300- 2000- 001118- 1211- 00000	AddtnlCompenstn,CoordSubS	3,000.00	5,837.00	961.55	4,875.28	.17
11000- 2100- 52111- 0000- 001118- 0000- 00000	EducRetirement	17,883.00	23,362.00	4,849.73	18,511.47	.80
11000- 2100- 52112- 0000- 001118- 0000- 00000	ERARetireeHlth	2,485.00	3,456.00	715.05	2,740.71	.24
11000- 2100- 52210- 0000- 001118- 0000- 00000	FICA Payments	7,701.00	10,646.00	2,204.10	8,441.69	.21
11000- 2100- 52220- 0000- 001118- 0000- 00000	MedicarePaymnts	1,803.00	2,490.00	515.45	1,974.24	.31
11000- 2100- 52311- 0000- 001118- 0000- 00000	Hth&MedPremiums	22,574.00	12,163.00	2,779.60	9,383.28	.12
11000- 2100- 52312- 0000- 001118- 0000- 00000	Life	171.00	227.00	47.00	63.81	116.19
11000- 2100- 52313- 0000- 001118- 0000- 00000	Dental	1,112.00	912.00	107.25	355.39	449.36
11000- 2100- 52314- 0000- 001118- 0000- 00000	Vision	195.00	81.00	18.80	61.91	.29
11000- 2100- 52315- 0000- 001118- 0000- 00000	Disability	221.00	267.00	76.13	189.97	.90
11000- 2100- 52500- 0000- 001118- 0000- 00000	UnemploymntComp	300.00	455.00	56.86	397.24	.90
11000- 2100- 52710- 0000- 001118- 0000- 00000	WorkersCompPrem	1,277.00	1,436.00		1,435.17	.83

Selection Grouped by Account Type, Filtered by User Permissions, (Org = 130, Online/Offline = N, Period = 12, UnPosted JEs? = N, Assets and Liabilities? = N, Restricted Accts? = Y, Funds = 11..5, Objct = 5, Obj Digits = 0, Page Break Lvl =)

SCHOOLABILITY

Page 2 of 9

Balances through 05/31/2020

Fiscal Year 2019/20

Funds- Func- Obj ct - Pr gm- Locat n- Jb Cl - Opt nl	Description	Adopted Budget	Revised Budget	Encumbered	Expenditure	Account Balance
11000- 2100- 52720- 0000- 001118- 0000- 00000	WorkrsCompERFee	30.00	38.00	9.20	25.59	3.21
11000- 2100- 53211- 2000- 001118- 0000- 00000	DiagsContracted	15,853.00	17,623.00	9,646.31	7,976.51	.18
11000- 2100- 53212- 2000- 001118- 0000- 00000	SpeechThrpsCont	24,859.00	15,017.00	25,842.63	3,544.88	14,370.51-
11000- 2100- 53213- 2000- 001118- 0000- 00000	OccThrpstCont	12,166.00	24,593.00		24,592.17	.83
11000- 2100- 53330- 0000- 001118- 0000- 00000	ProfessDevelop	1,755.00				
11000- 2100- 53711- 0000- 001118- 0000- 00000	Other Charges	344.00	996.00		995.78	.22
11000- 2100- 55915- 0000- 001118- 0000- 00000	OthContractSvcs		7,279.00	3,970.20	3,307.83	.97
11000- 2100- 55915- 2000- 001118- 0000- 00000	OthContractSvcs	9,000.00	30,000.00	8,060.60	21,939.40	
11000- 2100- 56113- 0000- 001118- 0000- 00000	Software	7,150.00	3,531.00	3,530.97		.03
11000- 2100- 56118- 0000- 001118- 0000- 00000	GenSuppliesMats	5,290.00	4,290.00	1,341.07	1,848.50	1,100.43
11000- 2100- 57332- 0000- 001118- 0000- 00000	SupplAssets<\$5k	50,200.00				
11000- 2200- 56113- 0000- 001118- 0000- 00000	Software	2,061.00				
11000- 2200- 56118- 0000- 001118- 0000- 00000	GenSuppliesMats	3,300.00	1,300.00	115.74		1,184.26
11000- 2300- 51100- 0000- 001118- 1111- 00000	SalariesExpense,Superinte	103,760.00	103,306.00	19,866.35	83,438.67	.98
11000- 2300- 52111- 0000- 001118- 0000- 00000	EducRetirement	14,942.00	14,618.00	2,811.10	11,806.62	.28
11000- 2300- 52112- 0000- 001118- 0000- 00000	ERARetireeHlth	2,076.00	2,076.00	397.35	1,668.87	9.78
11000- 2300- 52210- 0000- 001118- 0000- 00000	FICA Payments	6,434.00	6,434.00	1,221.60	5,132.73	79.67
11000- 2300- 52220- 0000- 001118- 0000- 00000	MedicarePaymnts	1,505.00	1,505.00	285.70	1,200.40	18.90
11000- 2300- 52311- 0000- 001118- 0000- 00000	Hth&MedPremiums	13,212.00	13,212.00	2,752.45	10,428.64	30.91
11000- 2300- 52312- 0000- 001118- 0000- 00000	Life	57.00	57.00	11.75	44.73	.52
11000- 2300- 52313- 0000- 001118- 0000- 00000	Dental	616.00	616.00	128.30	486.32	1.38
11000- 2300- 52314- 0000- 001118- 0000- 00000	Vision	102.00	102.00	21.20	80.56	.24
11000- 2300- 52500- 0000- 001118- 0000- 00000	UnemploymntComp	100.00	100.00		85.13	14.87
11000- 2300- 52710- 0000- 001118- 0000- 00000	WorkersCompPrem	1,093.00	1,093.00		1,093.00	
11000- 2300- 52720- 0000- 001118- 0000- 00000	WorkrsCompERFee	10.00	10.00	2.30	6.90	.80
11000- 2300- 53411- 0000- 001118- 0000- 00000	Auditing	14,300.00	12,654.00		12,653.74	.26
11000- 2300- 53413- 0000- 001118- 0000- 00000	Legal	29,827.00	39,025.00	6,472.50	32,552.27	.23
11000- 2300- 55400- 0000- 001118- 0000- 00000	Advertising	602.00	602.00	600.00		2.00
11000- 2300- 55812- 0000- 001118- 0000- 00000	Board Training	2,819.00	2,819.00	175.00	1,560.50	1,083.50
11000- 2400- 51100- 0000- 001118- 1112- 00000	SalariesExpense,Principal	71,040.00	85,640.00	16,461.55	69,138.51	39.94
11000- 2400- 51100- 0000- 001118- 1217- 00000	SalariesExpense,SecClerTe	95,482.00	87,661.00	15,345.72	68,074.14	4,241.14
11000- 2400- 51300- 0000- 001118- 1112- 00000	AddtnlCompenstn,Principal	4,750.00	7,250.00		2,500.00	4,750.00
11000- 2400- 51300- 0000- 001118- 1112- 10000	AddtnlCompenstn,Principal				4,741.92	4,741.92-
11000- 2400- 51300- 0000- 001118- 1217- 00000	AddtnlCompenstn,SecClerTe	9,467.00	9,612.00	250.00	4,441.72	4,920.28
11000- 2400- 51300- 0000- 001118- 1217- 10000	AddtnlCompenstn,SecClerTe				4,920.28	4,920.28-
11000- 2400- 52111- 0000- 001118- 0000- 00000	EducRetirement	26,030.00	26,270.00	4,536.12	20,397.91	1,335.97
11000- 2400- 52111- 0000- 001118- 0000- 10000	EducRetirement				1,273.30	1,273.30-

Selection Grouped by Account Type, Filtered by User Permissions, (Org = 130, Online/Offline = N, Period = 12, UnPosted JEs? = N, Assets and Liabilities? = N, Restricted Accts? = Y, Funds = 11..5, Objct = 5, Obj Digits = 0, Page Break Lvl =)

SCHOOLABILITY

Page 3 of 9

Balances through 05/31/2020

Fiscal Year 2019/20

Funds- Func- Obj ct - Pr gm- Locat n- Jb Cl - Opt nl	Description	Adopted Budget	Revised Budget	Encumbered	Expenditure	Account Balance
11000- 2400- 52112- 0000- 001118- 0000- 00000	ERARetireeHlth	3,616.00	3,726.00	641.15	2,883.20	201.65
11000- 2400- 52112- 0000- 001118- 0000- 10000	ERARetireeHlth				193.24	193.24-
11000- 2400- 52210- 0000- 001118- 0000- 00000	FICA Payments	11,209.00	11,609.00	1,987.55	8,957.86	663.59
11000- 2400- 52210- 0000- 001118- 0000- 10000	FICA Payments				599.05	599.05-
11000- 2400- 52220- 0000- 001118- 0000- 00000	MedicarePaymnts	2,626.00	2,726.00	464.85	2,095.08	166.07
11000- 2400- 52220- 0000- 001118- 0000- 10000	MedicarePaymnts				140.10	140.10-
11000- 2400- 52311- 0000- 001118- 0000- 00000	Hth&MedPremiums	16,335.00	4,335.00	949.35	2,549.36	836.29
11000- 2400- 52312- 0000- 001118- 0000- 00000	Life	285.00	335.00	58.75	231.19	45.06
11000- 2400- 52313- 0000- 001118- 0000- 00000	Dental	840.00	440.00	46.50	197.88	195.62
11000- 2400- 52314- 0000- 001118- 0000- 00000	Vision	151.00	151.00	10.15	45.90	94.95
11000- 2400- 52315- 0000- 001118- 0000- 00000	Disability	85.00	85.00	18.53	59.24	7.23
11000- 2400- 52500- 0000- 001118- 0000- 00000	UnemploymntComp	500.00	500.00	51.50	304.63	143.87
11000- 2400- 52500- 0000- 001118- 0000- 10000	UnemploymntComp				16.24	16.24-
11000- 2400- 52710- 0000- 001118- 0000- 00000	WorkersCompPrem	1,755.00	1,755.00		1,755.00	
11000- 2400- 52720- 0000- 001118- 0000- 00000	WorkrsCompERFee	50.00	50.00	9.20	32.20	8.60
11000- 2400- 53330- 0000- 001118- 0000- 00000	ProfessDevelop	2,373.00	2,373.00	1,600.00	19.47	753.53
11000- 2400- 53711- 0000- 001118- 0000- 00000	Other Charges	5,770.00	5,770.00	4,781.00	5,064.73	4,075.73-
11000- 2400- 54630- 0000- 001118- 0000- 00000	RentalCompEqpmt	10,864.00	11,164.00	2,834.65	8,329.35	
11000- 2400- 55813- 0000- 001118- 0000- 00000	EmpTravNonTeach	275.00	275.00			275.00
11000- 2400- 55915- 0000- 001118- 0000- 00000	OthContractSvcs	13,441.00	21,466.00	6,902.23	14,563.49	.28
11000- 2400- 56118- 0000- 001118- 0000- 00000	GenSuppliesMats	6,771.00	6,771.00	4,193.43	2,493.08	84.49
11000- 2400- 57332- 0000- 001118- 0000- 00000	SupplAssets<\$5k	4,042.00	1,887.00	389.99	1,497.00	.01
11000- 2500- 51100- 0000- 001118- 1511- 00000	SalariesExpense,Data Proc		25,001.00	4,807.70	20,192.34	.96
11000- 2500- 52111- 0000- 001118- 0000- 00000	EducRetirement		3,538.00	680.30	2,857.26	.44
11000- 2500- 52112- 0000- 001118- 0000- 00000	ERARetireeHlth		500.00	96.15	403.83	.02
11000- 2500- 52210- 0000- 001118- 0000- 00000	FICA Payments		1,551.00	298.10	1,252.02	.88
11000- 2500- 52220- 0000- 001118- 0000- 00000	MedicarePaymnts		363.00	69.70	292.74	.56
11000- 2500- 52311- 0000- 001118- 0000- 00000	Hth&MedPremiums		1,040.00		1,039.64	.36
11000- 2500- 52312- 0000- 001118- 0000- 00000	Life		59.00	11.75	47.00	.25
11000- 2500- 52313- 0000- 001118- 0000- 00000	Dental		49.00		48.88	.12
11000- 2500- 52314- 0000- 001118- 0000- 00000	Vision		9.00		8.48	.52
11000- 2500- 52500- 0000- 001118- 0000- 00000	UnemploymntComp		83.00	15.85	66.57	.58
11000- 2500- 52720- 0000- 001118- 0000- 00000	WorkrsCompERFee		10.00	2.30	6.90	.80
11000- 2500- 53414- 0000- 001118- 0000- 00000	OthProfTechSvcs	196,162.00	223,003.00	32,717.68	190,376.17	90.85-
11000- 2500- 53711- 0000- 001118- 0000- 00000	Other Charges	1,415.00	5,550.00	1,812.50	3,737.50	
11000- 2500- 55400- 0000- 001118- 0000- 00000	Advertising	4,147.00				
11000- 2500- 55915- 0000- 001118- 0000- 00000	OthContractSvcs	1,964.00	1,964.00		1,515.00	449.00

Selection Grouped by Account Type, Filtered by User Permissions, (Org = 130, Online/Offline = N, Period = 12, UnPosted JEs? = N, Assets and Liabilities? = N, Restricted Accts? = Y, Funds = 11..5, Objct = 5, Obj Digits = 0, Page Break Lvl =)

SCHOOLABILITY

Page 4 of 9

Balances through 05/31/2020

Fiscal Year 2019/20

Funds- Func- Obj ct - Pr gm- Locat n- Jb Cl - Opt nl	Description	Adopted Budget	Revised Budget	Encumbered	Expenditure	Account Balance
11000- 2500- 56113- 0000- 001118- 0000- 00000	Software	22,405.00	29,126.00	11,687.50	17,438.20	.30
11000- 2500- 56118- 0000- 001118- 0000- 00000	GenSuppliesMats	1,003.00	1,003.00	.53	435.39	567.08
11000- 2500- 57331- 0000- 001118- 0000- 00000	FixedAssets>\$5k	16,250.00				
11000- 2500- 57332- 0000- 001118- 0000- 00000	SupplAssets<\$5k	677.00	677.00			677.00
11000- 2600- 51100- 0000- 001118- 1615- 00000	SalariesExpense,Custodial	41,542.00	43,776.00	8,327.00	35,448.60	.40
11000- 2600- 51300- 0000- 001118- 1615- 00000	AddtnlCompenstn,Custodial		4,219.00		2,529.12	1,689.88
11000- 2600- 51300- 0000- 001118- 1615- 10000	AddtnlCompenstn,Custodial				1,688.58	1,688.58-
11000- 2600- 52111- 0000- 001118- 0000- 00000	EducRetirement	5,983.00	6,792.00	1,178.25	5,373.76	239.99
11000- 2600- 52111- 0000- 001118- 0000- 10000	EducRetirement				238.93	238.93-
11000- 2600- 52112- 0000- 001118- 0000- 00000	ERARetireeHlth	832.00	960.00	166.50	759.39	34.11
11000- 2600- 52112- 0000- 001118- 0000- 10000	ERARetireeHlth				33.77	33.77-
11000- 2600- 52210- 0000- 001118- 0000- 00000	FICA Payments	2,576.00	2,977.00	516.30	2,354.73	105.97
11000- 2600- 52210- 0000- 001118- 0000- 10000	FICA Payments				104.69	104.69-
11000- 2600- 52220- 0000- 001118- 0000- 00000	MedicarePaymnts	603.00	697.00	120.75	550.71	25.54
11000- 2600- 52220- 0000- 001118- 0000- 10000	MedicarePaymnts				24.48	24.48-
11000- 2600- 52311- 0000- 001118- 0000- 00000	Hth&MedPremiums	4,557.00	4,557.00	949.35	3,596.95	10.70
11000- 2600- 52312- 0000- 001118- 0000- 00000	Life	114.00	114.00	23.50	89.30	1.20
11000- 2600- 52313- 0000- 001118- 0000- 00000	Dental	224.00	224.00	46.50	176.25	1.25
11000- 2600- 52314- 0000- 001118- 0000- 00000	Vision	49.00	49.00	10.15	38.57	.28
11000- 2600- 52500- 0000- 001118- 0000- 00000	UnemploymntComp	200.00	200.00	27.50	124.74	47.76
11000- 2600- 52500- 0000- 001118- 0000- 10000	UnemploymntComp				5.58	5.58-
11000- 2600- 52710- 0000- 001118- 0000- 00000	WorkersCompPrem	439.00	439.00		439.00	
11000- 2600- 52720- 0000- 001118- 0000- 00000	WorkrsCompERFee	20.00	20.00	4.60	13.80	1.60
11000- 2600- 53711- 0000- 001118- 0000- 00000	Other Charges		4,940.00	1,214.38	3,725.00	.62
11000- 2600- 54311- 0000- 001118- 0000- 00000	MntRepFrnFixEqp	1,826.00	1,826.00	256.50	1,243.50	326.00
11000- 2600- 54312- 0000- 001118- 0000- 00000	MntRepBlgsGrnds	5,542.00	7,483.00	2,690.03	4,794.82	1.85-
11000- 2600- 54411- 0000- 001118- 0000- 00000	Electricity	46,872.00	46,872.00	14,378.27	32,493.73	
11000- 2600- 54412- 0000- 001118- 0000- 00000	NatGasBuildings	1,260.00	1,260.00	522.56	737.44	
11000- 2600- 54415- 0000- 001118- 0000- 00000	Water/Sewage	8,623.00	8,623.00	1,406.69	8,193.09	976.78-
11000- 2600- 54416- 0000- 001118- 0000- 00000	CommunicatnSvcs	6,325.00	7,362.00	2,079.90	5,281.27	.83
11000- 2600- 54610- 0000- 001118- 0000- 00000	RentlLandBldngs	174,351.00	192,344.00	11,810.18	180,533.82	
11000- 2600- 55200- 0000- 001118- 0000- 00000	PropertyLiablns	58,973.00	32,144.00		32,144.00	
11000- 2600- 55915- 0000- 001118- 0000- 00000	OthContractSvcs	61,085.00	32,500.00	12,092.74	20,407.25	.01
11000- 2600- 56118- 0000- 001118- 0000- 00000	GenSuppliesMats	6,724.00	6,925.00	1,353.94	5,774.13	203.07-
11000- 2600- 56216- 0000- 001118- 0000- 00000	MaintSuppsParts		657.00	205.00	402.00	50.00
11000- 2600- 57331- 0000- 001118- 0000- 00000	FixedAssets>\$5k		6,622.00		6,621.71	.29
11000- 2600- 57332- 0000- 001118- 0000- 00000	SupplAssets<\$5k	1,006.00	1,695.00	1,695.00		

Selection Grouped by Account Type, Filtered by User Permissions, (Org = 130, Online/Offline = N, Period = 12, UnPosted JEs? = N, Assets and Liabilities? = N, Restricted Accts? = Y, Funds = 11..5, Objct = 5, Obj Digits = 0, Page Break Lvl =)

SCHOOLABILITY

Page 5 of 9

Balances through 05/31/2020

Fiscal Year 2019/20

Funds- Func- Obj ct - Pr gm- Locat n- Jb Cl - Opt nl	Description	Adopted Budget	Revised Budget	Encumbered	Expenditure	Account Balance
11000- 2700- 55112- 0000- 001118- 0000- 00000	TransCntractors	2,560.00	2,560.00			2,560.00
11000- 2700- 55112- 0000- 001118- 0000- 10000	TransCntractors				1,189.65	1,189.65-
11000- 2700- 55200- 0000- 001118- 0000- 00000	PropertyLiablns	1,642.00	1,642.00		1,642.00	
11000- 3100- 56116- 0000- 001118- 0000- 00000	Food	29.00	29.00			29.00
14000- 1000- 56107- 1010- 001118- 0000- 00000	InsMatCR50%Txbk		9.00			9.00
21000- 3100- 51100- 0000- 001118- 1217- 00000	SalariesExpense,SecClerTe	14,777.00	21,777.00	3,100.00	13,020.00	5,657.00
21000- 3100- 51300- 0000- 001118- 1617- 00000	AddtnlCompenstn,Food Serv		1,500.00		847.86	652.14
21000- 3100- 52111- 0000- 001118- 0000- 00000	EducRetirement	2,128.00	3,128.00	438.65	1,962.30	727.05
21000- 3100- 52112- 0000- 001118- 0000- 00000	ERARetireeHlth	296.00	396.00	62.00	277.35	56.65
21000- 3100- 52210- 0000- 001118- 0000- 00000	FICA Payments	917.00	1,217.00	192.20	859.80	165.00
21000- 3100- 52220- 0000- 001118- 0000- 00000	MedicarePaymnts	215.00	259.00	44.95	201.09	12.96
21000- 3100- 52312- 0000- 001118- 0000- 00000	Life	57.00	113.00	11.75	101.05	.20
21000- 3100- 52500- 0000- 001118- 0000- 00000	UnemploymntComp	100.00	100.00	10.25	45.85	43.90
21000- 3100- 52710- 0000- 001118- 0000- 00000	WorkersCompPrem	156.00	156.00		156.00	
21000- 3100- 52720- 0000- 001118- 0000- 00000	WorkrsCompERFee	10.00	10.00	2.30	6.90	.80
21000- 3100- 54311- 0000- 001118- 0000- 00000	MntRepFmFixEqp		3,000.00			3,000.00
21000- 3100- 54411- 0000- 001118- 0000- 00000	Electricity	6,696.00	6,696.00	2,054.04	4,641.96	
21000- 3100- 54412- 0000- 001118- 0000- 00000	NatGasBuildings	1,260.00	1,260.00	758.78	501.22	
21000- 3100- 54415- 0000- 001118- 0000- 00000	Water/Sewage	2,156.00	2,156.00	390.29	2,009.93	244.22-
21000- 3100- 55915- 0000- 001118- 0000- 00000	OthContractSvcs	172,940.00	184,815.00		175,107.13	9,707.87
21000- 3100- 56116- 0000- 001118- 0000- 00000	Food	20,000.00	20,000.00		6,639.94	13,360.06
21000- 3100- 56118- 0000- 001118- 0000- 00000	GenSuppliesMats	251.00	251.00			251.00
21000- 3100- 57331- 0000- 001118- 0000- 00000	FixedAssets>\$5k	159,415.00	96,415.00			96,415.00
21000- 3100- 57332- 0000- 001118- 0000- 00000	SupplAssets<\$5k	5,126.00	55,126.00	540.70	51,077.74	3,507.56
23000- 1000- 56118- 1010- 001118- 0000- 00000	GenSuppliesMats	9,644.00	9,644.00			9,644.00
23001- 1000- 56118- 1010- 001118- 0000- 00110	GenSuppliesMats				4,590.60	4,590.60-
23004- 1000- 56118- 1010- 001118- 0000- 00000	GenSuppliesMats				465.55	465.55-
23005- 1000- 56118- 1010- 001118- 0000- 00000	GenSuppliesMats				940.50	940.50-
23007- 1000- 56118- 1010- 001118- 0000- 00000	GenSuppliesMats				251.63	251.63-
23010- 1000- 56118- 1010- 001118- 0000- 00000	GenSuppliesMats				192.19	192.19-
23102- 1000- 53711- 9000- 001118- 0000- 00000	Other Charges				931.00	931.00-
24101- 1000- 51100- 1010- 001118- 1411- 00000	SalariesExpense,Teachers		60,795.00	12,158.85	48,635.40	.75
24101- 1000- 51300- 1010- 001118- 1411- 00000	AddtnlCompenstn,Teachers		220.00		220.00	
24101- 1000- 51300- 1010- 001118- 1413- 00000	AddtnlCompenstn,TeachersE		873.00-			873.00-
24101- 1000- 51300- 9000- 001118- 1411- 00000	AddtnlCompenstn,Teachers		8,271.00		2,992.00	5,279.00
24101- 1000- 51300- 9000- 001118- 1413- 00000	AddtnlCompenstn,TeachersE		1,500.00			1,500.00
24101- 1000- 52111- 0000- 001118- 0000- 00000	EducRetirement		9,900.00	1,720.50	7,336.47	843.03

Selection Grouped by Account Type, Filtered by User Permissions, (Org = 130, Online/Offline = N, Period = 12, UnPosted JEs? = N, Assets and Liabilities? = N, Restricted Accts? = Y, Funds = 11..5, Objct = 5, Obj Digits = 0, Page Break Lvl =)

SCHOOLABILITY

Page 6 of 9

Balances through 05/31/2020

Fiscal Year 2019/20

Funds- Func- Obj ct - Pr gm- Locat n- Jb Cl - Opt nl	Description	Adopted Budget	Revised Budget	Encumbered	Expenditure	Account Balance
24101- 1000- 52112- 0000- 001118- 0000- 00000	ERARetireeHlth		1,450.00	243.20	1,037.05	169.75
24101- 1000- 52210- 0000- 001118- 0000- 00000	FICA Payments		4,335.00	732.50	3,111.60	490.90
24101- 1000- 52220- 0000- 001118- 0000- 00000	MedicarePaymnts		1,014.00	171.30	727.68	115.02
24101- 1000- 52311- 0000- 001118- 0000- 00000	Hth&MedPremiums			1,840.05	6,036.84	7,876.89-
24101- 1000- 52312- 0000- 001118- 0000- 00000	Life			11.75	23.50	35.25-
24101- 1000- 52313- 0000- 001118- 0000- 00000	Dental			81.65	163.30	244.95-
24101- 1000- 52314- 0000- 001118- 0000- 00000	Vision			15.75	31.50	47.25-
24101- 1000- 52315- 0000- 001118- 0000- 00000	Disability			45.85	91.74	137.59-
24101- 1000- 52500- 0000- 001118- 0000- 00000	UnemploymntComp		49.00		89.41	40.41-
24101- 1000- 52720- 0000- 001118- 0000- 00000	WorkrsCompERFee		19.00	2.30	6.90	9.80
24101- 1000- 55817- 1010- 001118- 0000- 00000	Student Travel		900.00		480.00	420.00
24101- 1000- 56112- 1010- 001118- 0000- 00000	Other Textbooks		4,904.00		4,903.91	.09
24101- 1000- 57332- 1010- 001118- 0000- 00000	SupplAssets<\$5k	797.00	3,597.00		3,170.00	427.00
24101- 2100- 51100- 0000- 001118- 1211- 00000	SalariesExpense,CoordSubS	61,018.00				
24101- 2100- 51100- 0000- 001118- 1218- 00000	SalariesExpense,SchlStude	34,123.00	32,609.00	6,153.85	26,455.10	.05
24101- 2100- 51300- 0000- 001118- 1214- 00000	AddtnlCompenstn,Couns-Soc				132.00	132.00-
24101- 2100- 52111- 0000- 001118- 0000- 00000	EducRetirement	13,672.00	4,883.00	870.75	3,761.99	250.26
24101- 2100- 52112- 0000- 001118- 0000- 00000	ERARetireeHlth	1,900.00	640.00	123.10	531.83	14.93-
24101- 2100- 52210- 0000- 001118- 0000- 00000	FICA Payments	5,888.00	1,984.00	381.55	1,648.44	45.99-
24101- 2100- 52220- 0000- 001118- 0000- 00000	MedicarePaymnts	1,377.00	464.00	89.25	385.58	10.83-
24101- 2100- 52311- 0000- 001118- 0000- 00000	Hth&MedPremiums	4,207.00				
24101- 2100- 52312- 0000- 001118- 0000- 00000	Life	114.00	114.00	11.75	72.39	29.86
24101- 2100- 52313- 0000- 001118- 0000- 00000	Dental	206.00				
24101- 2100- 52500- 0000- 001118- 0000- 00000	UnemploymntComp	200.00	23.00	20.30	45.09	42.39-
24101- 2100- 52710- 0000- 001118- 0000- 00000	WorkersCompPrem	1,001.00	798.00		842.83	44.83-
24101- 2100- 52720- 0000- 001118- 0000- 00000	WorkrsCompERFee	20.00	20.00	2.30	6.90	10.80
24101- 2100- 53711- 0000- 001118- 0000- 00000	Other Charges	1,751.00	1,954.00		1,954.00	
24106- 1000- 51100- 2000- 001118- 1712- 00000	SalariesExpense,InstAsstS	47,212.00	40,359.00	9,411.60	33,304.61	2,357.21-
24106- 1000- 51300- 2000- 001118- 1412- 00000	AddtnlCompenstn,Teachers		403.00			403.00
24106- 1000- 51300- 2000- 001118- 1712- 00000	AddtnlCompenstn,InstAsstS				1,141.96	1,141.96-
24106- 1000- 52111- 0000- 001118- 0000- 00000	EducRetirement	5,360.00	5,360.00	1,331.70	4,574.80	546.50-
24106- 1000- 52112- 0000- 001118- 0000- 00000	ERARetireeHlth	746.00	753.00	188.20	672.36	107.56-
24106- 1000- 52210- 0000- 001118- 0000- 00000	FICA Payments	2,309.00	2,386.00	583.50	2,135.60	333.10-
24106- 1000- 52220- 0000- 001118- 0000- 00000	MedicarePaymnts	541.00	558.00	136.45	499.38	77.83-
24106- 1000- 52311- 0000- 001118- 0000- 00000	Hth&MedPremiums		6,055.00	1,264.20	4,789.88	.92
24106- 1000- 52312- 0000- 001118- 0000- 00000	Life	171.00	172.00	47.00	146.58	21.58-
24106- 1000- 52313- 0000- 001118- 0000- 00000	Dental		240.00	50.05	189.71	.24

Selection Grouped by Account Type, Filtered by User Permissions, (Org = 130, Online/Offline = N, Period = 12, UnPosted JEs? = N, Assets and Liabilities? = N, Restricted Accts? = Y, Funds = 11..5, Objct = 5, Obj Digits = 0, Page Break Lvl =)

SCHOOLABILITY

Page 7 of 9

Balances through 05/31/2020

Fiscal Year 2019/20

Funds- Func- Obj ct - Pr gm- Locat n- Jb Cl - Opt nl	Description	Adopted Budget	Revised Budget	Encumbered	Expenditure	Account Balance
24106- 1000- 52314- 0000- 001118- 0000- 00000	Vision		53.00	10.95	41.61	.44
24106- 1000- 52315- 0000- 001118- 0000- 00000	Disability	79.00	79.00			79.00
24106- 1000- 52500- 0000- 001118- 0000- 00000	UnemploymntComp	300.00	300.00	31.05	113.69	155.26
24106- 1000- 52710- 0000- 001118- 0000- 00000	WorkersCompPrem	393.00	393.00		136.36	256.64
24106- 1000- 52720- 0000- 001118- 0000- 00000	WorkrsCompERFee	30.00	30.00	9.20	21.56	.76-
24106- 1000- 56118- 2000- 001118- 0000- 00000	GenSuppliesMats	3,691.00	3,691.00			3,691.00
24106- 2100- 53212- 2000- 001118- 0000- 00000	SpeechThrpsCont	23,558.00	23,558.00		23,558.00	
24118- 3100- 56116- 0000- 001118- 0000- 00000	Food		21,741.00	11,469.43	3,631.63	6,639.94
24153- 1000- 53330- 1010- 001118- 0000- 00000	ProfessDevelop	600.00	4,770.00		4,770.00	
24153- 1000- 56113- 1010- 001118- 0000- 00000	Software	4,170.00				
24154- 1000- 53330- 1010- 001118- 0000- 00000	ProfessDevelop	19,666.00	19,666.00	2,475.00	19,438.00	2,247.00-
24154- 2400- 53330- 0000- 001118- 0000- 00000	ProfessDevelop	4,000.00	4,000.00	575.00		3,425.00
24189- 1000- 55915- 1010- 001118- 0000- 00000	OthContractSvcs		1,854.00	1,549.08	304.92	
24189- 1000- 56118- 1010- 001118- 0000- 00000	GenSuppliesMats		569.00	477.92	91.08	
25153- 2100- 55915- 2000- 001118- 0000- 00000	OthContractSvcs	11,000.00	22,322.00	2,955.55	8,044.45	11,322.00
25171- 3100- 55915- 0000- 001118- 0000- 00000	OthContractSvcs	130,600.00	170,687.00		151,659.80	19,027.20
26177- 1000- 53711- 9000- 001118- 0000- 00000	Other Charges	1,500.00	1,500.00		500.00	1,000.00
26177- 1000- 56118- 1010- 001118- 0000- 00000	GenSuppliesMats	6,500.00	6,500.00	432.08	67.92	6,000.00
27107- 2200- 56114- 0000- 001118- 0000- 00000	LibraryAudioVis	3,068.00	7,840.00		7,838.00	2.00
27109- 1000- 56111- 1010- 001118- 0000- 00000	InsMatCsh50%Txb		31,507.00		3,782.77	27,724.23
27149- 1000- 51100- 1010- 001118- 1414- 00000	SalariesExpense,TeachersP	121,411.00	97,411.00	21,582.75	75,339.92	488.33
27149- 1000- 51100- 1010- 001118- 1714- 00000	SalariesExpense,InstAsstP	77,940.00	72,940.00	12,389.62	55,748.80	4,801.58
27149- 1000- 51300- 1010- 001118- 1414- 00000	AddtnlCompenstn,TeachersP		7,000.00		8,149.22	1,149.22-
27149- 1000- 51300- 1010- 001118- 1714- 00000	AddtnlCompenstn,InstAsstP		5,000.00		3,851.44	1,148.56
27149- 1000- 52111- 0000- 001118- 0000- 00000	EducRetirement	20,645.00	20,645.00	4,807.10	20,247.10	4,409.20-
27149- 1000- 52112- 0000- 001118- 0000- 00000	ERARetireeHlth	2,870.00	2,870.00	679.40	2,861.75	671.15-
27149- 1000- 52210- 0000- 001118- 0000- 00000	FICA Payments	8,889.00	8,889.00	2,106.30	9,200.15	2,417.45-
27149- 1000- 52220- 0000- 001118- 0000- 00000	MedicarePaymnts	2,082.00	2,082.00	492.65	2,151.82	562.47-
27149- 1000- 52311- 0000- 001118- 0000- 00000	Hth&MedPremiums	19,574.00	5,348.00		5,585.78	237.78-
27149- 1000- 52312- 0000- 001118- 0000- 00000	Life	285.00	311.00	70.50	298.96	58.46-
27149- 1000- 52313- 0000- 001118- 0000- 00000	Dental	1,335.00	1,335.00	176.90	457.48	700.62
27149- 1000- 52314- 0000- 001118- 0000- 00000	Vision	221.00	221.00	18.35	38.76	163.89
27149- 1000- 52315- 0000- 001118- 0000- 00000	Disability				9.74	9.74-
27149- 1000- 52500- 0000- 001118- 0000- 00000	UnemploymntComp	500.00	500.00	54.10	427.77	18.13
27149- 1000- 52710- 0000- 001118- 0000- 00000	WorkersCompPrem	1,512.00	1,512.00			1,512.00
27149- 1000- 52720- 0000- 001118- 0000- 00000	WorkrsCompERFee	50.00	50.00	13.80	34.50	1.70
27149- 1000- 53330- 1010- 001118- 0000- 00000	ProfessDevelop	3,536.00	3,536.00			3,536.00

Selection Grouped by Account Type, Filtered by User Permissions, (Org = 130, Online/Offline = N, Period = 12, UnPosted JEs? = N, Assets and Liabilities? = N, Restricted Accts? = Y, Funds = 11..5, Objct = 5, Obj Digits = 0, Page Break Lvl =)

SCHOOLABILITY

Page 8 of 9

Balances through 05/31/2020

Fiscal Year 2019/20

Funds- Func- Obj ct - Pr gm- Locat n- Jb Cl - Opt nl	Description	Adopted Budget	Revised Budget	Encumbered	Expenditure	Account Balance
27149- 1000- 55817- 1010- 001118- 0000- 00000	Student Travel	801.00	801.00			801.00
27149- 1000- 55819- 1010- 001118- 0000- 00000	EmpTravTeachers		200.00		98.56	101.44
27149- 1000- 55915- 1010- 001118- 0000- 00000	OthContractSvcs	3,300.00	3,300.00	1,942.70	1,357.30	
27149- 1000- 56118- 1010- 001118- 0000- 00000	GenSuppliesMats	7,920.00	7,920.00	7,569.90	1,402.51	1,052.41-
27149- 1000- 57332- 1010- 001118- 0000- 00000	SupplAssets<\$5k	6,232.00	6,232.00	535.61	4,095.39	1,601.00
27149- 2600- 57331- 0000- 001118- 0000- 00000	FixedAssets>\$5k		26,000.00	23,051.81		2,948.19
27149- 2600- 57332- 0000- 001118- 0000- 00000	SupplAssets<\$5k	897.00	5,897.00	379.39	576.68	4,940.93
27155- 3100- 56116- 0000- 001118- 0000- 00000	Food		3,856.00		3,856.00	
27183- 3100- 56116- 0000- 001118- 0000- 00000	Food		6,000.00			6,000.00
31200- 4000- 54610- 0000- 001118- 0000- 00000	RentlLandBldngs		291,256.00	97,789.82	193,466.18	
31600- 2300- 53712- 0000- 001118- 0000- 00000	CityTaxCollCost	2,220.00	3,220.00		1,937.51	1,282.49
31600- 4000- 57200- 0000- 001118- 0000- 00000	BuildingPurchase	525,030.00	803,881.00			803,881.00
31700- 4000- 57331- 0000- 001118- 0000- 00000	FixedAssets>\$5k	13,189.00	13,189.00			13,189.00
31700- 4000- 57332- 0000- 001118- 0000- 00000	SupplAssets<\$5k	13,751.00	13,751.00			13,751.00
31701- 2300- 53712- 0000- 001118- 0000- 00000	CityTaxCollCost	1,099.00	1,099.00		977.55	121.45
31701- 4000- 54315- 0000- 001118- 0000- 00000	MntRepBlgsGrdEq	41,500.00	41,500.00			41,500.00
31701- 4000- 57112- 0000- 001118- 0000- 00000	LandImprovements	15,000.00	15,000.00			15,000.00
31701- 4000- 57200- 0000- 001118- 0000- 00000	BuildingPurchase	186,231.00	320,490.00			320,490.00
31701- 4000- 57331- 0000- 001118- 0000- 00000	FixedAssets>\$5k	6,811.00	6,811.00			6,811.00
31701- 4000- 57332- 0000- 001118- 0000- 00000	SupplAssets<\$5k	39,359.00	41,875.00		20,469.50	21,405.50
Total for Expense Accounts		6,635,825.00	7,307,358.00	1,059,684.51	4,246,933.69	2,000,739.80
Total for Org 130 and Expense accounts		6,635,825.00	7,307,358.00	1,059,684.51	4,246,933.69	2,000,739.80