

**Christine Duncan Heritage Academy  
 Financial Update  
 March 11, 2020**

**A. BARs**

	<u>BAR #</u>	<u>Fund Description</u>	<u>Type</u>	<u>Amount</u>
1	001-118-1920-00033-IB	31703 - SB -9	Initial Budget	\$ 9,854
2	001-118-1920-0024-T	27149 - Pre-K	Transfer	

**B. Payroll & Accounts Payable Payment Vouchers**

- 1 February
- 2

**C. Financial Statement Reports - as of February 29, 2020**

- 1 Financial Analysis
- 2 Bank Reconciliations
- 3

**D. Other**

- 1 Disposal of Portable
- 2

Must submit backup for all BARs,  
except transfers of funds for SEG or  
direct grants

**STATE OF NEW MEXICO**  
**PUBLIC EDUCATION DEPARTMENT**  
300 Don Gaspar Santa Fe, NM 87501-2786  
**Budget Adjustment Request**

**Doc. ID:** 001-118-1920-0033-IB  
**Fund Type:** Flowthrough  
**Adjustment Type:** Initial Budget

**Fiscal Year:** 2019-2020

**Entity Name:** Christine Duncan's Heritage Academy

**Adjustment Changes Intent/Scope of Program Yes or No?:** No

**Contact:** Angela Lerner, Business Manager

**Total Approved Budget (Flowthrough):**

**Phone:** 505-459-1895

**Email:** angie@k12accounting.com

<b>FLOWTHROUGH ONLY</b>	
<b>Budget Period:</b> 07/01/2019	<b>To:</b> 06/30/2020
<b>A. Approved Carryover:</b>	
<b>B. Total Current Year Allocation:</b>	
<b>D. Total Funding Available:</b>	

Revenue 31703.0000.43202      \$9,854

Fund	Function	Object	Program	Job Class	Present Budget	Adj Amt Exp	Adj Budget	ADD'L FTE
31703 SB-9 State Match Cash	4000 Capital Outlay	57332 Supply Assets (\$5,000 or less)	0000 No Program	0000 No Job Class		\$9,854	\$9,854	
Sub Total						\$9,854		
Indirect Cost								
<b>DOC. TOTAL</b>						\$9,854		

**Justification:**

award letter

Compliance with Sections 10-15-1 and 22-8-12, NMSA, 1978 Compilation:

A. The requested budget/changes were authorized at a scheduled Board of Education or Governance Council meeting open to the public on:

B. Justification for the transfer: Explanation such as "underbudgeted", "insufficient budget", or "needed to close out Project" ARE NOT ACCEPTABLE. Attach additional sheets if necessary.

ALL TRANSFER BARS MUST NET OUT TO ZERO ON THE DOC. TOTAL LINE.

Must submit backup for all BARs,  
except transfers of funds for SEG or  
direct grants

**STATE OF NEW MEXICO**  
**PUBLIC EDUCATION DEPARTMENT**  
300 Don Gaspar Santa Fe, NM 87501-2786  
**Budget Adjustment Request**

Doc. ID: 001-118-1920-0034-T

Fund Type: Flowthrough

Adjustment Type: Transfer

Fiscal Year: 2019-2020

Entity Name: Christine Duncan's Heritage Academy

Adjustment Changes Intent/Scope of Program Yes or No?: No

Contact: Angela Lerner, Business Manager

Total Approved Budget (Flowthrough):

Phone: 505-459-1895

Email: angie@k12accounting.com

<b>FLOWTHROUGH ONLY</b>	Budget Period: 07/01/2019	To: 06/30/2020
A. Approved Carryover:		
B. Total Current Year Allocation:		
D. Total Funding Available:		

Fund	Function	Object	Program	Job Class	Present Budget	Adj Amt Exp	Adj Budget	ADD'L FTE
27149 PreK Initiative	1000 Instruction	51100 Salaries Expense	1010 Regular Education (K- 12) Programs	1414 Teachers- Preschool (exclude Special Ed)	\$109,411	(\$12,000)	\$97,411	
27149 PreK Initiative	1000 Instruction	51100 Salaries Expense	1010 Regular Education (K- 12) Programs	1714 Instructional Assistants Preschool	\$77,940	(\$5,000)	\$72,940	
27149 PreK Initiative	1000 Instruction	52311 Health and Medical Premiums	0000 No Program	0000 No Job Class	\$19,348	(\$14,000)	\$5,348	
27149 PreK Initiative	2600 Operation & Maintenance of Plant	57331 Fixed Assets (more than \$5,000)	0000 No Program	0000 No Job Class		\$26,000	\$26,000	
27149 PreK Initiative	2600 Operation & Maintenance of Plant	57332 Supply Assets (\$5,000 or less)	0000 No Program	0000 No Job Class	\$897	\$5,000	\$5,897	
Sub Total						\$0		
Indirect Cost								
<b>DOC. TOTAL</b>						<b>\$0</b>		

**Justification:**

pre- k security and play ground equipment

Compliance with Sections 10-15-1 and 22-8-12, NMSA, 1978 Compilation:

A. The requested budget/changes were authorized at a scheduled Board of Education or Governance Council meeting open to the public on:

B. Justification for the transfer: Explanation such as "underbudgeted", "insufficient budget", or "needed to close out Project" ARE NOT ACCEPTABLE. Attach additional sheets if necessary.

ALL TRANSFER BARS MUST NET OUT TO ZERO ON THE DOC. TOTAL LINE.

As of 02/29/2020 (Account Filters Applied)		Fiscal Year 2019/20 Actuals			
Resource	Beginning Balance	Revenue Activity	Expense Activity	Net Activity	Resulting Balance
Fund 11000 - Operational Fund	.00	.00	2,347,413.06	2,347,413.06-	2,347,413.06-
Fund 21000 - Food Services Fund	.00	.00	245,200.66	245,200.66-	245,200.66-
Fund 23001 - Athletic	.00	.00	4,590.60	4,590.60-	4,590.60-
Fund 23004 - Student Council	.00	.00	465.55	465.55-	465.55-
Fund 23005 - Yearbook	.00	.00	940.50	940.50-	940.50-
Fund 23007 - Sunshine	.00	.00	251.63	251.63-	251.63-
Fund 23010 - Admin Discretionary Account	.00	.00	192.19	192.19-	192.19-
Fund 23102 - General Activities	.00	.00	931.00	931.00-	931.00-
Fund 24101 - Title I - IASA	.00	.00	77,722.85	77,722.85-	77,722.85-
Fund 24106 - IDEA-B Entitlement	.00	.00	30,460.09	30,460.09-	30,460.09-
Fund 24118 - Fresh Fruit & Vegetables	.00	.00	10,271.57	10,271.57-	10,271.57-
Fund 24153 - English Language Acquisition	.00	.00	240.00	240.00-	240.00-
Fund 24154 - Teach./Princp. Train & Recruit	.00	.00	17,741.00	17,741.00-	17,741.00-
Fund 25153 - Title XIX MEDICAID 3/21 Years	.00	.00	8,044.45	8,044.45-	8,044.45-
Fund 25171 - Child & Adult Food Program	.00	.00	31,626.72	31,626.72-	31,626.72-
Fund 27109 - Instructional Materials- GAA	.00	.00	3,782.77	3,782.77-	3,782.77-
Fund 27149 - PreK Initiative	.00	.00	122,893.18	122,893.18-	122,893.18-
Fund 27155 - Breakfast-Elementary Students	.00	.00	2,803.14	2,803.14-	2,803.14-
Fund 31200 - Public School Capital Outlay	.00	.00	99,366.55	99,366.55-	99,366.55-
Fund 31600 - Capital Improv. HB 33	.00	.00	1,686.86	1,686.86-	1,686.86-
Fund 31701 - Capital Improv. SB9 Local	.00	.00	17,099.78	17,099.78-	17,099.78-
<b>Total for Org</b>	<b>.00</b>	<b>.00</b>	<b>3,023,724.15</b>	<b>3,023,724.15-</b>	<b>3,023,724.15-</b>

Checks Dated 02/01/2020 through 02/29/2020			Board Meeting Date 3/11/2020		
Check Number	Check Date	Pay to the Order of	Funds-Objct	Expensed Amount	Check Amount
11871	02/06/2020	Alpine Protection LLC	11000-55915		159.96
11872	02/06/2020	Association of Charter School Education Services	11000-53414	16,511.16	
			11000-55915	611.67	17,122.83
11873	02/06/2020	Comcast	11000-54416		367.38
11874	02/06/2020	De Lage Landen Financial Services Inc	11000-54630		712.52
11875	02/06/2020	Ephesus Office Technologies	11000-55915		280.48
11876	02/06/2020	InAccord, P.C.	11000-53413		3,236.25
11877	02/06/2020	Jeanette Ortiz	11000-53711		19.55
11878	02/06/2020	Leos Gonzalez, Rafael	11000-53330	150.00	
			11000-53414	2,032.42	2,182.42
11879	02/06/2020	PSG Embroidery Screen Printing	23001-56118		1,258.80
11880	02/06/2020	Saylor Family Trust, LLC	11000-54610	2,633.45	
			31200-54610	31,366.55	34,000.00
11881	02/06/2020	Verizon Wireless	11000-54416		160.50
11887	02/13/2020	American Waste Removal, Inc	21000-55915		197.32
11888	02/13/2020	Association of Charter School Education Services	11000-55915		486.50
11889	02/13/2020	Ben E Keith Foods	24118-56116		3,631.63
11890	02/13/2020	MyService Solutions, Inc	11000-57332	1,497.00	
			27149-57332	499.00	1,996.00
11891	02/13/2020	Rodrigo Romera	11000-56118		12.99
11892	02/13/2020	Standard Restaruant Equipment Co.	11000-56118		112.56
11893	02/13/2020	Scholastic Inc	11000-56118		195.36
11894	02/13/2020	Ortiz-Mingorance, Nuria	11000-56112		57.16
11895	02/13/2020	Ortiz-Mingorance, Nuria	11000-56118		10.92
11898	02/21/2020	American Family Life	11000-23150	277.80	
			24101-23150	137.76	415.56
11899	02/21/2020	Metropolitan Life Insurance	11000-23147		200.00
11900	02/21/2020	NM Educational RetirementBoard	11000-23124	40,210.41	
			21000-23124	273.42	
			24101-23124	1,820.28	
			24106-23124	703.66	
			27149-23124	1,760.40	44,768.17
11901	02/21/2020	NM Taxation/Revenue Department	11000-23142	3,560.94	
			24101-23142	120.71	
			24106-23142	8.36	
			27149-23142	85.75	3,775.76
11902	02/28/2020	ABCWUA	11000-54415	581.25	
			21000-54415	197.49	778.74
11903	02/28/2020	Bilingual Multicultural Services, Inc.	11000-53212	3,944.20	
			11000-53213	2,471.67	6,415.87
11904	02/28/2020	Blackboard Inc.	11000-55915		1,515.00
11905	02/28/2020	Comcast	11000-54416		367.38
11906	02/28/2020	Ephesus Office Technologies	11000-55915		375.94
11907	02/28/2020	George Marquez	11000-55817		264.01

The preceding Checks have been issued in accordance with the District's Policy and authorization of the Board of Trustees. It is recommended that the preceding Checks be approved.

SCHOOLABILITY

Page 1 of 3

**Checks Dated 02/01/2020 through 02/29/2020** **Board Meeting Date 3/11/2020**

Check Number	Check Date	Pay to the Order of	Funds-Objct	Expensed Amount	Check Amount
11908	02/28/2020	Maestas, Melissa	11000-56118		113.94
11909	02/28/2020	Meza, Julio	11000-55817		325.36
11910	02/28/2020	Partnership for Community	24101-53711		2,700.00
11911	02/28/2020	PNM	11000-54411	3,702.35	
			21000-54411	528.91	4,231.26
11912	02/28/2020	Pre-Paid Legal Services, Inc.	11000-23147		37.90
11913	02/21/2020	Leos Gonzalez, Rafael	11000-53414		2,032.42
11914	02/28/2020	Albuquerque Charter School League	11000-53711		345.00
11915	02/28/2020	Barbara Skelec	11000-53711		44.00
11916	02/28/2020	Charter School Nursing Service	11000-55915	4,735.97	
			25153-55915	1,736.53	6,472.50
11917	02/28/2020	InAccord, P.C.	11000-53413		3,236.25
11918	02/28/2020	Maestas, Melissa	11000-56118		46.61
11919	02/28/2020	Palmero, Maria Carmen	11000-56118		99.72
11920	02/28/2020	PSG Embroidery Screen Printing	11000-56118	2,250.00	
			23001-56118	652.80	2,902.80
11921	02/28/2020	Sandra Orosco	11000-53330		150.00
11922	02/28/2020	Western State Fire Protection Co.	11000-54312		215.75
VCH-00000044	02/07/2020	NMPSIA	Reissued		20,948.50 *
	Reissued on 02/07/2020				
VCH-00000046	02/07/2020	NM RHC	11000-23123	4,917.22	
			21000-23123	37.20	
			24101-23123	219.78	
			24106-23123	95.74	
			27149-23123	233.07	5,503.01
VCH-00000047	02/07/2020	NMPSIA	11000-23125	15,753.11	
			11000-52311	333.55-	
			11000-52312	87.67-	
			11000-52313	78.52-	
			11000-52314	5.63-	
			11000-52315	10.66-	
			21000-23125	4.70	
			21000-52312	4.70-	
			24101-23125	1,343.10	
			24101-52315	.01	
			24106-23125	771.36	
			27149-23125	1,008.31	18,359.86
			<b>Total Number of Checks</b>	<b>48</b>	<b>192,842.44</b>

	Count	Amount
Reissue	1	20,948.50
Net Issue		171,893.94

**Fund Recap**

Fund	Description	Check Count	Expensed Amount
11000	Operational Fund	43	120,506.00

The preceding Checks have been issued in accordance with the District's Policy and authorization of the Board of Trustees. It is recommended that the preceding Checks be approved.



**Checks Dated 02/01/2020 through 02/29/2020** **Board Meeting Date 3/11/2020**

Check Number	Check Date	Pay to the Order of	Funds-Objct	Expensed Amount	Check Amount
--------------	------------	---------------------	-------------	-----------------	--------------

**Fund Recap**

<u>Fund</u>	<u>Description</u>	<u>Check Count</u>	<u>Expensed Amount</u>
21000	Food Services Fund	6	1,234.34
23001	Athletic	2	1,911.60
24101	Title I - IASA	6	6,341.64
24106	IDEA-B Entitlement	4	1,579.12
24118	Fresh Fruit & Vegetables	1	3,631.63
25153	Title XIX MEDICAID 3/21 Years	1	1,736.53
27149	PreK Initiative	5	3,586.53
31200	Public School Capital Outlay	1	31,366.55
Total Number of Checks		<b>48</b>	171,893.94
Less Unpaid Tax Liability			.00
<b>Net (Check Amount)</b>			<b><u>171,893.94</u></b>

**Includes checks for only Bank Account 130MAIN**

The preceding Checks have been issued in accordance with the District's Policy and authorization of the Board of Trustees. It is recommended that the preceding Checks be approved. SCHOOLABILITY

# Analyzed Business Checking - PF

Account number: [REDACTED] ■ February 1, 2020 - February 29, 2020 ■ Page 1 of 3



CHRISTINE DUNCAN'S HERITAGE ACADEMY  
1900 ATRISCO DR NW  
ALBUQUERQUE NM 87120-1146

## Questions?

Call your Customer Service Officer or Client Services  
**1-800-AT WELLS** (1-800-289-3557)  
5:00 AM TO 6:00 PM Pacific Time Monday - Friday

Online: [wellsfargo.com](http://wellsfargo.com)

Write: Wells Fargo Bank, N.A. (585)  
P.O. Box 6995  
Portland, OR 97228-6995

## Account summary

### Analyzed Business Checking - PF

Account number	Beginning balance	Total credits	Total debits	Ending balance
[REDACTED]	\$1,881,976.02	\$648,451.24	-\$372,199.67	\$2,158,227.59

## Credits

### Electronic deposits/bank credits

Effective date	Posted date	Amount	Transaction detail
	02/04	21,754.32	Post Verify Deposit
	02/06	72,814.00	State of NEW Mex Vndr Pymt Nmap0000706085 IN20-00001
	02/06	20,408.01	State of NEW Mex Vndr Pymt Nmap0000705904 USDA December 2019 USDA December 2019
	02/07	23.00	Post Verify Deposit
	02/12	85.00	Post Verify Deposit
	02/12	299,601.68	WT Seq#86109 Albuquerque Municipal S /Org=Albuquerque Public Schools Srf# Gw00000031214571 Trn#200212086109 Rfb# 12016
	02/12	72,814.00	State of NEW Mex Vndr Pymt Nmap0000709518 IN20-00002
	02/14	170.00	Post Verify Deposit
	02/19	13.00	Post Verify Deposit
	02/20	149.00	Post Verify Deposit
	02/20	137,416.16	Treasurersgenera Payments 15-13 Bernco Treas Distribution
	02/21	3,033.41	Post Verify Deposit
	02/24	18,430.82	State of NM Cyfd-Facts Nmap0000717137 Christine Duncan's Her
	02/25	661.00	Post Verify Deposit
	02/27	708.00	Post Verify Deposit
	02/28	369.84	Post Verify Deposit
		<b>\$648,451.24</b>	<b>Total electronic deposits/bank credits</b>
		<b>\$648,451.24</b>	<b>Total credits</b>



**Debits**

**Electronic debits/bank debits**

Effective date	Posted date	Amount	Transaction detail
02/05		12,735.05	< Business to Business ACH Debit - IRS Usat taxpymt 020520 270043672947827 Christine Duncans Heri
02/05		11,633.90	< Business to Business ACH Debit - IRS Usat taxpymt 020520 270043693648045 Christine Duncans Heri
02/05		9,554.97	< Business to Business ACH Debit - IRS Usat taxpymt 020520 270043605507405 Christine Duncans Heri
02/05		8,415.49	< Business to Business ACH Debit - IRS Usat taxpymt 020520 270043620974677 Christine Duncans Heri
02/06		69,619.70	ACH Prep Origintn - Christine Duncan - File 7878782339 Coid 1205009183
02/07		18,359.86	WT Seq#06321 State of NEW Mexico /Bnf=Nmpsia Srf# Gw00000031114435 Trn#200207006321 Rfb# 2020 01 31
02/07		20,069.66	< Business to Business ACH Debit - IRS Usat taxpymt 020720 270043821205319 Christine Duncans Heri
02/10		5,503.01	WT Seq182535 State of NEW Mexico /Bnf=NM Rehtiree Healthcare Srf# Gw00000031147101 Trn#200207182535 Rfb# Jan 2020
02/11		99.01	Client Analysis Srvc Chrg 200210 Svc Chge 0120 000009790384409
02/13		3,775.76	< Business to Business ACH Debit - Tax_Rev_Crs_Ecks Trd Pmnt 200211 xxxxx8816 Christine Duncan Herit
02/14		44,768.17	< Business to Business ACH Debit - Nmerb Web Pay 200213 02353 Christine Duncan Herit
02/20		62,630.99	ACH Prep Origintn - Christine Duncan - File 7878782339 Coid 1205009183
02/21		18,554.55	< Business to Business ACH Debit - IRS Usat taxpymt 022120 270045260505416 Christine Duncans Heri
02/25		415.56	< Business to Business ACH Debit - AFLAC Insurance 022120 L7U96293663 Christine Duncans

**\$286,135.68 Total electronic debits/bank debits**

< **Business to Business ACH:** If this is a business account, this transaction has a return time frame of one business day from post date. This time frame does not apply to consumer accounts.

**Checks paid**

Number	Amount	Date	Number	Amount	Date	Number	Amount	Date
11804	64.73	02/13	11872	17,122.83	02/13	11887 *	197.32	02/21
11857 *	5,000.00	02/05	11873	367.38	02/11	11888	486.50	02/24
11863 *	44.00	02/21	11874	712.52	02/12	11889	3,631.63	02/27
11864	1,567.95	02/21	11875	280.48	02/13	11890	1,996.00	02/24
11865	794.62	02/03	11876	3,236.25	02/10	11892 *	112.56	02/26
11866	7,762.20	02/10	11877	19.55	02/28	11893	195.36	02/25
11867	72.08	02/25	11878	2,182.42	02/06	11894	57.16	02/28
11868	335.00	02/04	11879	1,258.80	02/11	11895	10.92	02/28
11869	112.19	02/28	11880	34,000.00	02/14	11909 *	325.36	02/28
11870	550.16	02/20	11881	160.50	02/11	11920 *	2,902.80	02/28
11871	159.96	02/18	11883 *	344.76	02/18			

**\$86,063.99 Total checks paid**

\* Gap in check sequence.

**\$372,199.67 Total debits**



**Daily ledger balance summary**

<i>Date</i>	<i>Balance</i>	<i>Date</i>	<i>Balance</i>	<i>Date</i>	<i>Balance</i>
01/31	1,881,976.02	02/11	1,819,887.53	02/21	2,148,395.60
02/03	1,881,181.40	02/12	2,191,675.69	02/24	2,164,343.92
02/04	1,902,600.72	02/13	2,170,431.89	02/25	2,164,321.92
02/05	1,855,261.31	02/14	2,091,833.72	02/26	2,164,209.36
02/06	1,876,681.20	02/18	2,091,329.00	02/27	2,161,285.73
02/07	1,838,274.68	02/19	2,091,342.00	02/28	2,158,227.59
02/10	1,821,773.22	02/20	2,165,726.01		
<b>Average daily ledger balance</b>		<b>\$2,032,062.20</b>			

Statement Date 02/29/2020

Cash Object 11010

Status Posted

Journal Entry # CA20-00008

Bank Statement Ending Balance	2,158,227.59	Service Charge	99.01
Less: Uncleared Payments	31,209.81	Interest Earned	0.00
Add: Uncleared Deposits	0.00		
Add: Uncleared Other	0.00	Cleared Payments	329,761.25
Adjusted Bank Balance	2,127,017.78	Cleared Deposits	648,451.24
System Cash Balance	2,127,017.78	Cleared Other	42,438.42-
Add: Unposted Charges and Interest	0.00		
Revised System Cash Balance	2,127,017.78	Submitted By	JJARAMILLO, 03/09/2020
Difference	0.00	Posted By	ALERNER, 03/09/2020

Uncleared Payments

Issued	Check #	Check Amount	Pay To Name	Vendor ID	Emp ID	Bank Acct
08/22/18	10796	229.00	APS Grant Mgmt	APS		130MAIN
02/21/19	11186	7.96	Alma Alvarez	000085		130MAIN
03/19/19	11253	78.77	Viscoli, April	010046		130MAIN
05/23/19	11388	240.00	Family Engagement Inst PTA	010106		130MAIN
08/17/19	11526	17.66	Alyssa R. Apodaca		000111	130MAIN
10/23/19	11669	200.00	Metropolitan Life Insurance	901002		130MAIN
10/23/19	11670	200.00	Metropolitan Life Insurance	901002		130MAIN
01/16/20	11845	118.90	Jesus A Moncada	000111		130MAIN
01/16/20	11853	117.48	Teacher Heaven, Inc	000553		130MAIN
01/24/20	11885	952.12	NM Dept of Workforce Solutions	900002		130MAIN
02/07/20	VCH-00000044	20,948.50	NMPSIA	900001		130MAIN
02/13/20	11891	12.99	Rodrigo Romera	010027		130MAIN
02/21/20	11897	344.76	NM Child Supp Enforc Agency	901001		130MAIN
02/21/20	11899	200.00	Metropolitan Life Insurance	901002		130MAIN
02/21/20	11913	2,032.42	Leos Gonzalez, Rafael	010135		130MAIN
02/28/20	11902	778.74	ABCWUA	000221		130MAIN
02/28/20	11903	6,415.87	Bilingual Multicultural Services, Inc.	000241		130MAIN
02/28/20	11904	1,515.00	Blackboard Inc.	000532		130MAIN
02/28/20	11905	367.38	Comcast	000208		130MAIN
02/28/20	11906	375.94	Ephesus Office Technologies	000209		130MAIN
02/28/20	11907	264.01	George Marquez	010156		130MAIN
02/28/20	11908	113.94	Maestas, Melissa	010136		130MAIN
02/28/20	11910	2,700.00	Partnership for Community	010169		130MAIN
02/28/20	11911	4,231.26	PNM	000178		130MAIN
02/28/20	11912	37.90	Pre-Paid Legal Services, Inc.	901000		130MAIN
02/28/20	11914	345.00	Albuquerque Charter School League	000744		130MAIN

Selection Grouped by Org, Cash Object, Statement Date - Sorted by Item date, Item #, (Org = 130, Cash Object IN ('11010'), Bank Statement Date = 2/29/2020, Uncleared Only? = No)



Statement Date 02/29/2020

Cash Object 11010

Status Posted

Journal Entry # CA20-00008

Uncleared Payments (continued)

Issued	Check #	Check Amount	Pay To Name	Vendor ID	Emp ID	Bank Acct
02/28/20	11915	44.00	Barbara Skelec	010171		130MAIN
02/28/20	11916	6,472.50	Charter School Nursing Service	000251		130MAIN
02/28/20	11917	3,236.25	InAccord, P.C.	010081		130MAIN
02/28/20	11918	46.61	Maestas, Melissa	010136		130MAIN
02/28/20	11919	99.72	Palmero, Maria Carmen	010099		130MAIN
02/28/20	11921	150.00	Sandra Orosco	010162		130MAIN
02/28/20	11922	215.75	Western State Fire Protection Co.	000577		130MAIN
		<b>53,110.43</b>				

Cleared Payments

Issued	Check #	Check Amount	Cleared Amount	Difference	Cleared	Pay To Name	Vendor ID	Emp ID	Bank Acct
12/19/19	11804	64.73	64.73		02/29/20	Costco Wholesale	000259		130MAIN
01/17/20	11857	5,000.00	5,000.00		02/29/20	GETFUNDED	010151		130MAIN
01/28/20	11863	44.00	44.00		02/29/20	Sina-Aurelia Pleasant-Soul	010167		130MAIN
01/28/20	11864	1,567.95	1,567.95		02/29/20	Sina-Aurelia Pleasant-Soul	010167		130MAIN
01/30/20	11865	794.62	794.62		02/29/20	ABCWUA	000221		130MAIN
01/30/20	11866	7,762.20	7,762.20		02/29/20	Association of Charter School Education Ser	000635		130MAIN
01/30/20	11867	72.08	72.08		02/29/20	Delgado, Marisol	010111		130MAIN
01/30/20	11868	335.00	335.00		02/29/20	NM Gas Company	000558		130MAIN
01/30/20	11869	112.19	112.19		02/29/20	Orkin Pest Control	000697		130MAIN
01/30/20	11870	550.16	550.16		02/29/20	Run to Clean, LLC	010157		130MAIN
02/06/20	11871	159.96	159.96		02/29/20	Alpine Protection LLC	010013		130MAIN
02/06/20	11872	17,122.83	17,122.83		02/29/20	Association of Charter School Education Ser	000635		130MAIN
02/06/20	11873	367.38	367.38		02/29/20	Comcast	000208		130MAIN
02/06/20	11874	712.52	712.52		02/29/20	De Lage Landen Financial Services	000411		130MAIN
02/06/20	11875	280.48	280.48		02/29/20	Ephesus Office Technologies	000209		130MAIN
02/06/20	11876	3,236.25	3,236.25		02/29/20	InAccord, P.C.	010081		130MAIN
02/06/20	11877	19.55	19.55		02/29/20	Jeanette Ortiz	010168		130MAIN
02/06/20	11878	2,182.42	2,182.42		02/29/20	Leos Gonzalez, Rafael	010135		130MAIN
02/06/20	11879	1,258.80	1,258.80		02/29/20	PSG Embroidery Screen Printing	000496		130MAIN
02/06/20	11880	34,000.00	34,000.00		02/29/20	Saylor Family Trust, LLC	000555		130MAIN
02/06/20	11881	160.50	160.50		02/29/20	Verizon Wireless	000206		130MAIN
02/07/20	11882	20,069.66	20,069.66		02/29/20	EFTPS	900004		130MAIN
02/07/20	11883	344.76	344.76		02/29/20	NM Child Supp Enforc Agency	901001		130MAIN
02/07/20	Batch 02/07/2020	93,482.57	93,482.57		02/29/20				130MAIN
02/13/20	11887	197.32	197.32		02/29/20	American Waste Removal, Inc	000573		130MAIN

Selection Grouped by Org, Cash Object, Statement Date - Sorted by Item date, Item #, (Org = 130, Cash Object IN ('11010'), Bank Statement Date = 2/29/2020, Uncleared Only? = No)



**BankRecon01**

**Bank Reconciliation**

**Statement Date 02/29/2020**

**Cash Object 11010**

Status Posted

Journal Entry # CA20-00008

**Cleared Payments (continued)**

Issued	Check #	Check Amount	Cleared Amount	Difference	Cleared	Pay To Name	Vendor ID	Emp ID	Bank Acct
02/13/20	11888	486.50	486.50		02/29/20	Association of Charter School Education Ser	000635		130MAIN
02/13/20	11889	3,631.63	3,631.63		02/29/20	Ben E Keith Foods	000493		130MAIN
02/13/20	11890	1,996.00	1,996.00		02/29/20	MyService Solutions, Inc	010125		130MAIN
02/13/20	11892	112.56	112.56		02/29/20	Standard Restaruant Equipment Co.	000719		130MAIN
02/13/20	11893	195.36	195.36		02/29/20	Scholastic Inc	010155		130MAIN
02/13/20	11894	57.16	57.16		02/29/20	Ortiz-Mingorance, Nuria	901006		130MAIN
02/13/20	11895	10.92	10.92		02/29/20	Ortiz-Mingorance, Nuria	901006		130MAIN
02/21/20	11896	18,554.55	18,554.55		02/29/20	EFTPS	900004		130MAIN
02/21/20	11898	415.56	415.56		02/29/20	American Family Life	901012		130MAIN
02/21/20	11900	44,768.17	44,768.17		02/29/20	NM Educational RetirementBoard	900005		130MAIN
02/21/20	11901	3,775.76	3,775.76		02/29/20	NM Taxation/Revenue Department	900003		130MAIN
02/21/20	Batch 02/21/2020	62,630.99	62,630.99		02/29/20				130MAIN
02/28/20	11909	325.36	325.36		02/29/20	Meza, Julio	010051		130MAIN
02/28/20	11920	2,902.80	2,902.80		02/29/20	PSG Embroidery Screen Printing	000496		130MAIN
		<b>329,761.25</b>	<b>329,761.25</b>						

**Cleared Deposits**

Deposited	Deposit #	Deposit Amount	Cleared Amount	Difference	Cleared	Bank Acct
02/03/20	Batch 02/03/2020	21,754.32	21,754.32		02/29/20	130MAIN
02/06/20	Batch 02/06/2020	20,418.01	20,418.01		02/29/20	130MAIN
02/07/20	Batch 02/07/2020	13.00	13.00		02/29/20	130MAIN
02/12/20	Batch 02/12/2020	445,314.68	445,314.68		02/29/20	130MAIN
02/14/20	Batch 02/14/2020	170.00	170.00		02/29/20	130MAIN
02/19/20	Batch 02/19/2020	13.00	13.00		02/29/20	130MAIN
02/20/20	Batch 02/20/2020	137,565.16	137,565.16		02/29/20	130MAIN
02/21/20	Batch 02/21/2020	3,033.41	3,033.41		02/29/20	130MAIN
02/24/20	Batch 02/24/2020	18,430.82	18,430.82		02/29/20	130MAIN
02/25/20	Batch 02/25/2020	661.00	661.00		02/29/20	130MAIN
02/27/20	Batch 02/27/2020	708.00	708.00		02/29/20	130MAIN
02/28/20	Batch 02/28/2020	369.84	369.84		02/29/20	130MAIN
		<b>648,451.24</b>	<b>648,451.24</b>			

**Cleared Other**

Effective	JE #	Amount	Cleared Amount	Difference	Cleared	JE Comment	Bank Acct
02/05/20	CA20-00007	42,339.41-	42,339.41-		02/29/20		
02/14/20	AR20-00260	100.00-	100.00-		02/29/20		
02/14/20	AR20-00268	100.00	100.00		02/29/20		

Selection Grouped by Org, Cash Object, Statement Date - Sorted by Item date, Item #, (Org = 130, Cash Object IN ('11010'), Bank Statement Date = 2/29/2020, Uncleared Only? = No)



Statement Date 02/29/2020

Cash Object 11010

Status Posted

Journal Entry # CA20-00008

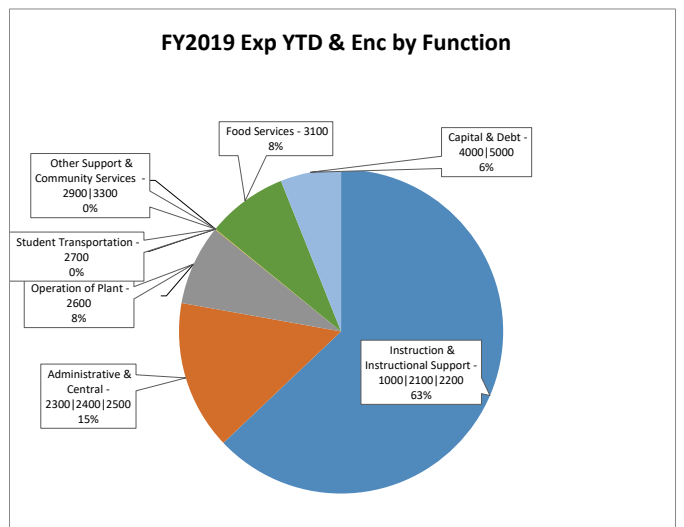

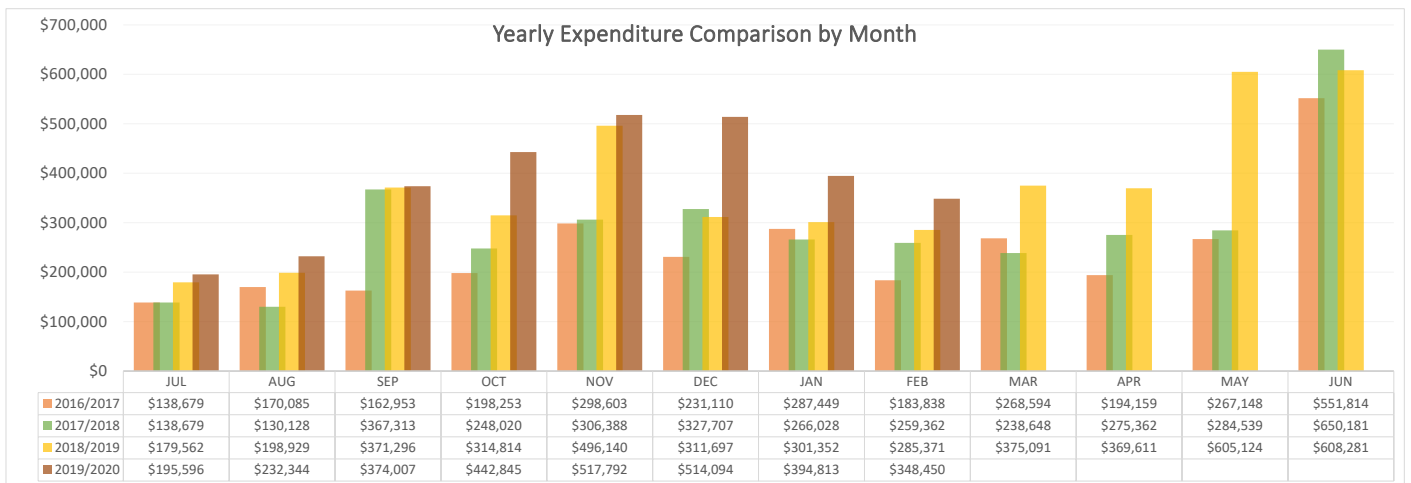
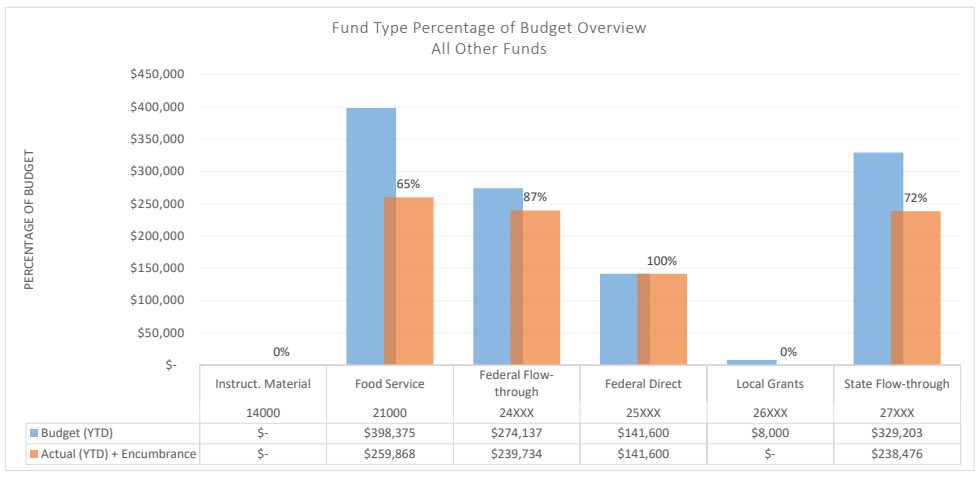
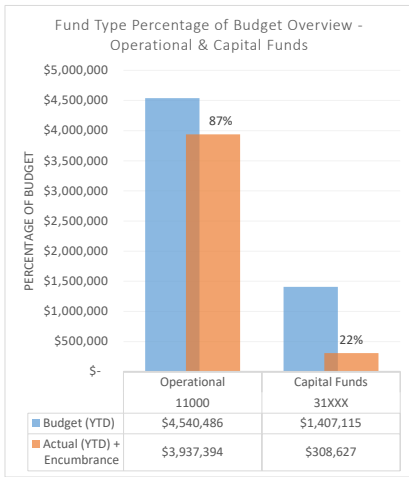
Cleared Other (continued)

Effective	JE #	Amount	Cleared Amount	Difference	Cleared	JE Comment	Bank Acct
02/29/20	CA20-00008	99.01-	99.01-		03/09/20		
		<u>42,438.42-</u>	<u>42,438.42-</u>				

# Christine Duncan Heritage Academy

## Expenditure Analytical Review

As of February 29, 2020



**Compensation:** amounts paid to permanent and temporary employees.  
**Benefits:** medical, dental, vision, disability, unemployment, etc.  
**Purch Srvs - Prof & Tech:** ancillary, training, auditors, attorneys, accounting.  
**Purch Srvs - Property:** maintenance & repair, utilities, lease, etc.  
**Purch Srvs - Other:** liability insurance, advertising, travel, non-professional services.  
**Supplies:** office, testing, textbook, food, software, etc.  
**Property:** fixed assets, property purchase.  
**Debt Svc & Misc:** penalties, emergency reserve, etc.

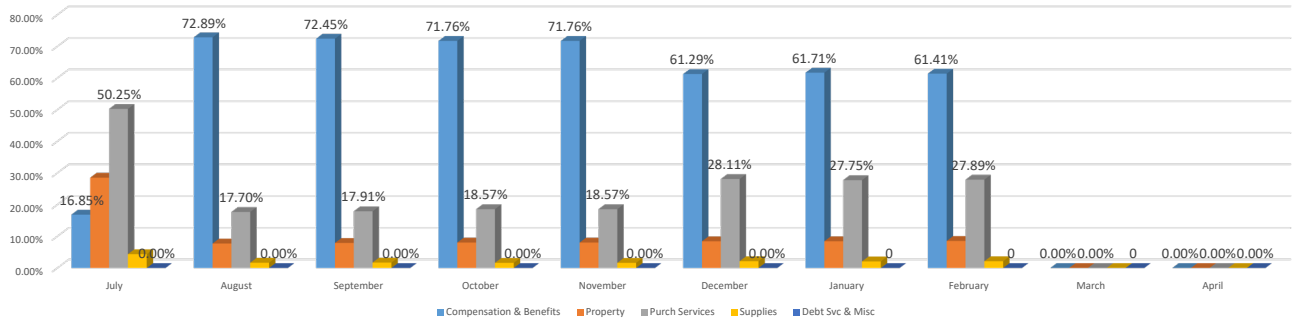
**1000 - Instruction:** direct classroom related expenditures.  
**2100 - Support Services - Student:** special education, school counselor, attendance, student records.  
**2200 - Support Services - Instruction:** testing and library  
**2300 - Administration:** auditors, legal, and governance council  
**2400 - School Administration:** principal's office  
**2500 - Central Services:** business office and administrative technology  
**2600 - Operation & Maintenance:** custodial, maintenance, security, and safety  
**3100 - Food Services:** food services operations  
**3300 - Community Services:** providing community services to students, staff, or other community participants.  
**4000 - Capital:** Lease Assistance and SB-9 allocations.

# Christine Duncan Heritage Academy

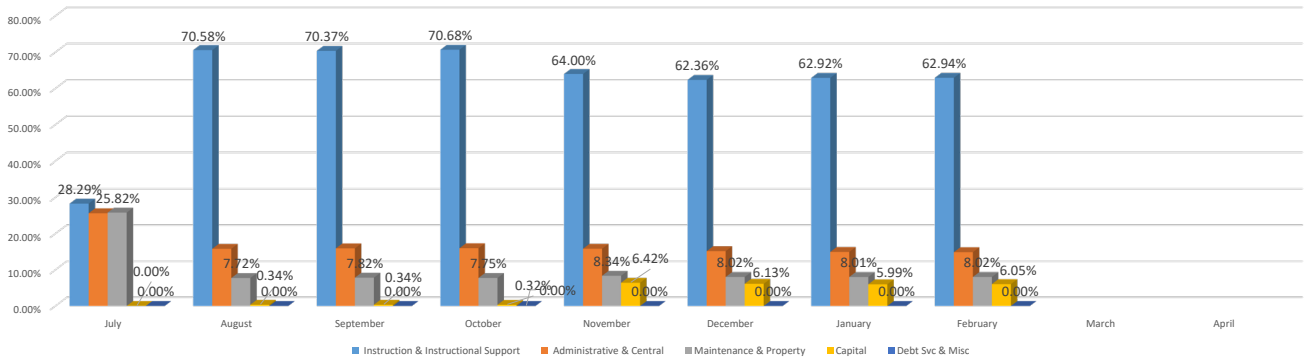
Expenditure Analytical Review

As of February 29, 2020

### Object Code (Exp & Encumbrance) Change in Percentage by Month



### Funtion Code (Exp & Encumbrance) Change in Percentage by Month



Balances through 02/29/2020						Fiscal Year 2019/20	
Funds- Func- Obj ct - Pr gm- Locat n- Jb Cl - Opt nl	Description	Adopted Budget	Revised Budget	Encumbered	Expenditure	Account Balance	
11000- 1000- 51100- 0000- 001118- 1611- 00000	SalariesExpense,SubsSickL	2,388.00	37,927.00	8,475.84	19,144.62	10,306.54	
11000- 1000- 51100- 0000- 001118- 1612- 00000	SalariesExpense,SubsOther		89.00		142.50	53.50-	
11000- 1000- 51100- 1010- 001118- 1411- 00000	SalariesExpense,Teachers	789,580.00	658,790.00	263,365.80	305,744.61	89,679.59	
11000- 1000- 51100- 1010- 001118- 1413- 00000	SalariesExpense,TeachersE	51,023.00	51,023.00	14,277.34	2,379.56	34,366.10	
11000- 1000- 51100- 1010- 001118- 1711- 00000	SalariesExpense,InstAsst1	27,348.00	27,348.00			27,348.00	
11000- 1000- 51100- 1010- 001118- 1713- 00000	SalariesExpense,InstAsst-	53,424.00	58,697.00	27,559.70	31,136.62	.68	
11000- 1000- 51100- 2000- 001118- 1412- 00000	SalariesExpense,Teachers	185,063.00	199,746.00	103,364.02	109,818.38	13,436.40-	
11000- 1000- 51100- 4010- 001118- 1413- 00000	SalariesExpense,TeachersE	110,222.00	150,426.00	23,175.72	84,337.06	42,913.22	
11000- 1000- 51100- 4010- 001118- 1416- 00000	SalariesExpense,TeachersO	452,876.00	452,876.00	205,006.78	216,935.50	30,933.72	
11000- 1000- 51100- 9000- 001118- 1618- 00000	SalariesExpense,Athletics				1,270.50	1,270.50-	
11000- 1000- 51200- 1010- 001118- 1711- 00000	OvertimeExpense,InstAsst1		583.00		1,932.70	1,349.70-	
11000- 1000- 51300- 1010- 001118- 1411- 00000	AddtnlCompenstn,Teachers	183,605.00	183,605.00	18,864.81	64,278.06	100,462.13	
11000- 1000- 51300- 1010- 001118- 1411- 10000	AddtnlCompenstn,Teachers				34,418.19	34,418.19-	
11000- 1000- 51300- 1010- 001118- 1412- 00000	AddtnlCompenstn,Teachers				100.00	100.00-	
11000- 1000- 51300- 1010- 001118- 1413- 00000	AddtnlCompenstn,TeachersE				200.00	200.00-	
11000- 1000- 51300- 1010- 001118- 1414- 00000	AddtnlCompenstn,TeachersP	4,500.00	4,500.00			4,500.00	
11000- 1000- 51300- 1010- 001118- 1621- 00000	AddtnlCompenstn,Sum/After	1,000.00	1,000.00			1,000.00	
11000- 1000- 51300- 1010- 001118- 1711- 00000	AddtnlCompenstn,InstAsst1	8,300.00	8,300.00		4,304.66	3,995.34	
11000- 1000- 51300- 1010- 001118- 1711- 10000	AddtnlCompenstn,InstAsst1				3,179.05	3,179.05-	
11000- 1000- 51300- 1010- 001118- 1713- 00000	AddtnlCompenstn,InstAsst-		577.00		1,499.38	922.38-	
11000- 1000- 51300- 2000- 001118- 1412- 00000	AddtnlCompenstn,Teachers	13,534.00	13,334.00		4,800.00	8,534.00	
11000- 1000- 51300- 4010- 001118- 1413- 00000	AddtnlCompenstn,TeachersE		200.00		200.00		
11000- 1000- 51300- 4010- 001118- 1416- 00000	AddtnlCompenstn,TeachersO	39,000.00	39,000.00	12,395.16	13,231.32	13,373.52	
11000- 1000- 51300- 9000- 001118- 1618- 00000	AddtnlCompenstn,Athletics	1,000.00			1,198.00	1,198.00-	
11000- 1000- 51300- 9000- 001118- 1621- 00000	AddtnlCompenstn,Sum/After		1,000.00		1,004.00	4.00-	
11000- 1000- 52111- 0000- 001118- 0000- 00000	EducRetirement	276,922.00	276,922.00	95,722.64	121,983.24	59,216.12	
11000- 1000- 52111- 0000- 001118- 0000- 10000	EducRetirement				5,320.02	5,320.02-	
11000- 1000- 52112- 0000- 001118- 0000- 00000	ERARetireeHlth	38,484.00	38,484.00	13,529.12	17,247.27	7,707.61	
11000- 1000- 52112- 0000- 001118- 0000- 10000	ERARetireeHlth				751.94	751.94-	
11000- 1000- 52210- 0000- 001118- 0000- 00000	FICA Payments	119,246.00	119,246.00	41,897.47	45,973.27	31,375.26	
11000- 1000- 52210- 0000- 001118- 0000- 10000	FICA Payments				2,331.03	2,331.03-	
11000- 1000- 52220- 0000- 001118- 0000- 00000	MedicarePaymnts	27,936.00	27,936.00	9,798.83	10,752.02	7,385.15	
11000- 1000- 52220- 0000- 001118- 0000- 10000	MedicarePaymnts				545.17	545.17-	
11000- 1000- 52311- 0000- 001118- 0000- 00000	Hth&MedPremiums	133,419.00	83,419.00	29,489.57	39,496.05	14,433.38	
11000- 1000- 52312- 0000- 001118- 0000- 00000	Life	1,881.00	1,881.00	775.50	773.64	331.86	
11000- 1000- 52313- 0000- 001118- 0000- 00000	Dental	9,324.00	6,324.00	1,866.59	1,236.27	3,221.14	
11000- 1000- 52314- 0000- 001118- 0000- 00000	Vision	1,595.00	1,283.00	346.39	467.82	468.79	

Selection Grouped by Account Type, Filtered by User Permissions, (Org = 130, Online/Offline = N, Period = 8, UnPosted JE? = N, Assets and Liabilities? = N, Restricted Accts? = Y, Funds = 11.4, Objct = 5, Obj Digits = 0, Page Break Lvl = )

Balances through 02/29/2020						Fiscal Year 2019/20	
Funds- Func- Obj ct - Pr gm- Locat n- JbCl - Opt nl	Description	Adopted Budget	Revised Budget	Encumbered	Expenditure	Account Balance	
11000- 1000- 52315- 0000- 001118- 0000- 00000	Disability	1,387.00	1,699.00	687.52	1,015.10	3.62-	
11000- 1000- 52500- 0000- 001118- 0000- 00000	UnemploymntComp	3,300.00	3,300.00	1,658.10	1,558.21	83.69	
11000- 1000- 52500- 0000- 001118- 0000- 10000	UnemploymntComp				22.57	22.57-	
11000- 1000- 52710- 0000- 001118- 0000- 00000	WorkersCompPrem	17,594.00	17,594.00		17,570.00	24.00	
11000- 1000- 52720- 0000- 001118- 0000- 00000	WorkrsCompERFee	330.00	330.00	147.20	142.31	40.49	
11000- 1000- 53330- 1010- 001118- 0000- 00000	ProfessDevelop	15,573.00	15,573.00	2,609.00	13,551.77	587.77-	
11000- 1000- 53414- 1010- 001118- 0000- 00000	OthProfTechSvcs		41,902.00	11,564.36	30,336.64	1.00	
11000- 1000- 53711- 1010- 001118- 0000- 00000	Other Charges	1,878.00	2,878.00	899.40	1,557.26	421.34	
11000- 1000- 53711- 1010- 001118- 0000- 10000	Other Charges				345.00	345.00-	
11000- 1000- 53711- 9000- 001118- 0000- 00000	Other Charges	1,367.00	1,367.00	300.00	1,675.00	608.00-	
11000- 1000- 54630- 1010- 001118- 0000- 00000	RentalCompEqpmt			615.00		615.00-	
11000- 1000- 55817- 1010- 001118- 0000- 00000	Student Travel	10,432.00	10,432.00	1,325.00	2,585.60	6,521.40	
11000- 1000- 55915- 1010- 001118- 0000- 00000	OthContractSvcs	47,240.00	48,702.00	32,420.10	19,049.85	2,767.95-	
11000- 1000- 55915- 9000- 001118- 0000- 00000	OthContractSvcs	869.00	869.00			869.00	
11000- 1000- 56112- 1010- 001118- 0000- 00000	Other Textbooks	557.00	223,311.00	111,614.20	111,752.99	56.19-	
11000- 1000- 56113- 1010- 001118- 0000- 00000	Software	9,066.00	9,066.00	1,515.00	944.04	6,606.96	
11000- 1000- 56118- 1010- 001118- 0000- 00000	GenSuppliesMats	32,075.00	32,075.00	12,235.50	21,946.00	2,106.50-	
11000- 1000- 56118- 1010- 001118- 0000- 10000	GenSuppliesMats			456.81	3,083.41	3,540.22-	
11000- 1000- 57331- 1010- 001118- 0000- 00000	FixedAssets>\$5k	572,113.00	138,639.00			138,639.00	
11000- 1000- 57332- 1010- 001118- 0000- 00000	SupplAssets<\$5k	9,172.00	9,172.00		20,717.65	11,545.65-	
11000- 2100- 51100- 0000- 001118- 1211- 00000	SalariesExpense,CoordSubS	63,226.00	65,434.00	28,161.98	35,287.39	1,984.63	
11000- 2100- 51100- 0000- 001118- 1214- 00000	SalariesExpense,Couns-Soc		25,152.00	20,899.99	16,543.24	12,291.23-	
11000- 2100- 51100- 0000- 001118- 1216- 00000	SalariesExpense,HealthAss	7,950.00	7,702.00	3,554.73	4,147.22	.05	
11000- 2100- 51100- 2000- 001118- 1214- 00000	SalariesExpense,Couns-Soc	50,002.00	50,014.00	23,082.96	26,930.12	.92	
11000- 2100- 51300- 0000- 001118- 1211- 00000	AddtnlCompenstn,CoordSubS		900.00		1,000.00	100.00-	
11000- 2100- 51300- 0000- 001118- 1217- 00000	AddtnlCompenstn,SecClerTe		100.00		100.00		
11000- 2100- 51300- 2000- 001118- 1211- 00000	AddtnlCompenstn,CoordSubS	3,000.00	5,601.00	2,307.72	3,529.11	235.83-	
11000- 2100- 52111- 0000- 001118- 0000- 00000	EducRetirement	17,883.00	20,204.00	10,535.11	11,799.72	2,130.83-	
11000- 2100- 52112- 0000- 001118- 0000- 00000	ERARetireeHlth	2,485.00	3,010.00	1,560.00	1,750.65	300.65-	
11000- 2100- 52210- 0000- 001118- 0000- 00000	FICA Payments	7,701.00	9,270.00	4,808.54	5,387.53	926.07-	
11000- 2100- 52220- 0000- 001118- 0000- 00000	MedicarePaymnts	1,803.00	2,168.00	1,124.52	1,259.98	216.50-	
11000- 2100- 52311- 0000- 001118- 0000- 00000	Hth&MedPremiums	22,574.00	10,574.00	6,115.12	6,047.76	1,588.88-	
11000- 2100- 52312- 0000- 001118- 0000- 00000	Life	171.00	227.00	103.40	84.75	38.85	
11000- 2100- 52313- 0000- 001118- 0000- 00000	Dental	1,112.00	912.00	235.95	113.28	562.77	
11000- 2100- 52314- 0000- 001118- 0000- 00000	Vision	195.00	55.00	41.36	35.59	21.95-	
11000- 2100- 52315- 0000- 001118- 0000- 00000	Disability	221.00	221.00	167.49	98.59	45.08-	
11000- 2100- 52500- 0000- 001118- 0000- 00000	UnemploymntComp	300.00	343.00	194.37	236.76	88.13-	

Selection Grouped by Account Type, Filtered by User Permissions, (Org = 130, Online/Offline = N, Period = 8, UnPosted JEs? = N, Assets and Liabilities? = N, Restricted Accts? = Y, Funds = 11..4, Objct = 5, Obj Digits = 0, Page Break Lvl = )

**Balances through 02/29/2020** **Fiscal Year 2019/20**

Funds- Func- Obj ct - Pr gm- Locat n- Jb Cl - Opt nl	Description	Adopted Budget	Revised Budget	Encumbered	Expenditure	Account Balance
11000- 2100- 52710- 0000- 001118- 0000- 00000	WorkersCompPrem	1,277.00	1,277.00		1,277.00	
11000- 2100- 52720- 0000- 001118- 0000- 00000	WorkrsCompERFee	30.00	38.00	18.40	16.39	3.21
11000- 2100- 53211- 2000- 001118- 0000- 00000	DiagsContracted	15,853.00	17,623.00	15,644.91	1,977.91	.18
11000- 2100- 53212- 2000- 001118- 0000- 00000	SpeechThrpsCont	24,859.00	26,813.00		27,102.88	289.88-
11000- 2100- 53213- 2000- 001118- 0000- 00000	OccThrpstCont	12,166.00	13,122.00		13,303.05	181.05-
11000- 2100- 53330- 0000- 001118- 0000- 00000	ProfessDevelop	1,755.00	1,755.00			1,755.00
11000- 2100- 53711- 0000- 001118- 0000- 00000	Other Charges	344.00	344.00	18.00-	103.26	258.74
11000- 2100- 55915- 0000- 001118- 0000- 00000	OthContractSvcs		5,279.00	2,750.20	2,527.83	.97
11000- 2100- 55915- 2000- 001118- 0000- 00000	OthContractSvcs	9,000.00	30,000.00	8,060.60	21,939.40	
11000- 2100- 56113- 0000- 001118- 0000- 00000	Software	7,150.00	7,150.00	3,530.97		3,619.03
11000- 2100- 56118- 0000- 001118- 0000- 00000	GenSuppliesMats	5,290.00	5,290.00	1,296.57	1,491.99	2,501.44
11000- 2100- 57332- 0000- 001118- 0000- 00000	SupplAssets<\$5k	50,200.00	2,200.00			2,200.00
11000- 2200- 56113- 0000- 001118- 0000- 00000	Software	2,061.00	2,061.00			2,061.00
11000- 2200- 56118- 0000- 001118- 0000- 00000	GenSuppliesMats	3,300.00	3,300.00	115.74		3,184.26
11000- 2300- 51100- 0000- 001118- 1111- 00000	SalariesExpense,Superinte	103,760.00	103,760.00	47,679.24	55,625.78	454.98
11000- 2300- 52111- 0000- 001118- 0000- 00000	EducRetirement	14,942.00	14,942.00	6,746.64	7,871.08	324.28
11000- 2300- 52112- 0000- 001118- 0000- 00000	ERARetireeHlth	2,076.00	2,076.00	953.64	1,112.58	9.78
11000- 2300- 52210- 0000- 001118- 0000- 00000	FICA Payments	6,434.00	6,434.00	2,933.86	3,420.47	79.67
11000- 2300- 52220- 0000- 001118- 0000- 00000	MedicarePaymnts	1,505.00	1,505.00	686.15	799.95	18.90
11000- 2300- 52311- 0000- 001118- 0000- 00000	Hth&MedPremiums	13,212.00	13,212.00	6,055.39	7,125.70	30.91
11000- 2300- 52312- 0000- 001118- 0000- 00000	Life	57.00	57.00	25.85	30.59	.56
11000- 2300- 52313- 0000- 001118- 0000- 00000	Dental	616.00	616.00	282.26	332.36	1.38
11000- 2300- 52314- 0000- 001118- 0000- 00000	Vision	102.00	102.00	46.64	55.12	.24
11000- 2300- 52500- 0000- 001118- 0000- 00000	UnemploymntComp	100.00	100.00	32.69	52.44	14.87
11000- 2300- 52710- 0000- 001118- 0000- 00000	WorkersCompPrem	1,093.00	1,093.00		1,093.00	
11000- 2300- 52720- 0000- 001118- 0000- 00000	WorkrsCompERFee	10.00	10.00	4.60	4.60	.80
11000- 2300- 53411- 0000- 001118- 0000- 00000	Auditing	14,300.00	14,300.00		12,653.74	1,646.26
11000- 2300- 53413- 0000- 001118- 0000- 00000	Legal	29,827.00	29,827.00	6,982.17	22,843.52	1.31
11000- 2300- 55400- 0000- 001118- 0000- 00000	Advertising	602.00	602.00	600.00		2.00
11000- 2300- 55812- 0000- 001118- 0000- 00000	Board Training	2,819.00	2,819.00		1,035.50	1,783.50
11000- 2300- 55813- 0000- 001118- 0000- 00000	EmpTravNonTeach		500.00	500.00		
11000- 2400- 51100- 0000- 001118- 1112- 00000	SalariesExpense,Principal	71,040.00	85,640.00	39,507.72	46,092.34	39.94
11000- 2400- 51100- 0000- 001118- 1217- 00000	SalariesExpense,SecClerTe	95,482.00	90,482.00	36,829.76	46,590.10	7,062.14
11000- 2400- 51300- 0000- 001118- 1112- 00000	AddtnlCompenstn,Principal	4,750.00	7,250.00		2,500.00	4,750.00
11000- 2400- 51300- 0000- 001118- 1112- 10000	AddtnlCompenstn,Principal				4,741.92	4,741.92-
11000- 2400- 51300- 0000- 001118- 1217- 00000	AddtnlCompenstn,SecClerTe	9,467.00	9,467.00	600.00	2,831.44	6,035.56
11000- 2400- 51300- 0000- 001118- 1217- 10000	AddtnlCompenstn,SecClerTe				4,920.28	4,920.28-

Selection Grouped by Account Type, Filtered by User Permissions, (Org = 130, Online/Offline = N, Period = 8, UnPosted JEs? = N, Assets and Liabilities? = N, Restricted Accts? = Y, Funds = 11.4, Objct = 5, Obj Digits = 0, Page Break Lvl = )

Balances through 02/29/2020						Fiscal Year 2019/20	
Funds- Func- Obj ct - Pr gm- Locat n- Jb Cl - Opt nl	Description	Adopted Budget	Revised Budget	Encumbered	Expenditure	Account Balance	
11000- 2400- 52111- 0000- 001118- 0000- 00000	EducRetirement	26,030.00	26,270.00	10,886.70	13,869.01	1,514.29	
11000- 2400- 52111- 0000- 001118- 0000- 10000	EducRetirement				1,273.30	1,273.30-	
11000- 2400- 52112- 0000- 001118- 0000- 00000	ERARetireeHlth	3,616.00	3,726.00	1,538.76	1,960.38	226.86	
11000- 2400- 52112- 0000- 001118- 0000- 10000	ERARetireeHlth				193.24	193.24-	
11000- 2400- 52210- 0000- 001118- 0000- 00000	FICA Payments	11,209.00	11,609.00	4,770.12	6,097.16	741.72	
11000- 2400- 52210- 0000- 001118- 0000- 10000	FICA Payments				599.05	599.05-	
11000- 2400- 52220- 0000- 001118- 0000- 00000	MedicarePaymnts	2,626.00	2,726.00	1,115.64	1,426.03	184.33	
11000- 2400- 52220- 0000- 001118- 0000- 10000	MedicarePaymnts				140.10	140.10-	
11000- 2400- 52311- 0000- 001118- 0000- 00000	Hth&MedPremiums	16,335.00	4,335.00	2,088.57	1,410.14	836.29	
11000- 2400- 52312- 0000- 001118- 0000- 00000	Life	285.00	335.00	129.25	159.29	46.46	
11000- 2400- 52313- 0000- 001118- 0000- 00000	Dental	840.00	440.00	102.30	142.08	195.62	
11000- 2400- 52314- 0000- 001118- 0000- 00000	Vision	151.00	151.00	22.33	33.72	94.95	
11000- 2400- 52315- 0000- 001118- 0000- 00000	Disability	85.00	85.00	40.76	34.39	9.85	
11000- 2400- 52500- 0000- 001118- 0000- 00000	UnemploymntComp	500.00	500.00	165.27	186.71	148.02	
11000- 2400- 52500- 0000- 001118- 0000- 10000	UnemploymntComp				16.24	16.24-	
11000- 2400- 52710- 0000- 001118- 0000- 00000	WorkersCompPrem	1,755.00	1,755.00		1,755.00		
11000- 2400- 52720- 0000- 001118- 0000- 00000	WorkrsCompERFee	50.00	50.00	18.40	23.00	8.60	
11000- 2400- 53330- 0000- 001118- 0000- 00000	ProfessDevelop	2,373.00	2,373.00	80.53	19.47	2,273.00	
11000- 2400- 53711- 0000- 001118- 0000- 00000	Other Charges	5,770.00	5,770.00	150.00	5,064.73	555.27	
11000- 2400- 54630- 0000- 001118- 0000- 00000	RentalCompEqpmt	10,864.00	11,164.00	5,464.49	5,699.51		
11000- 2400- 55813- 0000- 001118- 0000- 00000	EmpTravNonTeach	275.00	275.00			275.00	
11000- 2400- 55915- 0000- 001118- 0000- 00000	OthContractSvcs	13,441.00	20,708.00	9,342.02	11,365.94	.04	
11000- 2400- 56118- 0000- 001118- 0000- 00000	GenSuppliesMats	6,771.00	6,771.00	4,432.95	1,738.13	599.92	
11000- 2400- 57332- 0000- 001118- 0000- 00000	SupplAssets<\$5k	4,042.00	4,042.00	1,500.00	1,497.00	1,045.00	
11000- 2500- 51100- 0000- 001118- 1511- 00000	SalariesExpense,Data Proc		25,001.00	11,538.48	13,461.56	.96	
11000- 2500- 52111- 0000- 001118- 0000- 00000	EducRetirement		3,538.00	1,632.72	1,904.84	.44	
11000- 2500- 52112- 0000- 001118- 0000- 00000	ERARetireeHlth		500.00	230.76	269.22	.02	
11000- 2500- 52210- 0000- 001118- 0000- 00000	FICA Payments		1,551.00	715.44	834.68	.88	
11000- 2500- 52220- 0000- 001118- 0000- 00000	MedicarePaymnts		363.00	167.28	195.16	.56	
11000- 2500- 52311- 0000- 001118- 0000- 00000	Hth&MedPremiums		1,040.00		1,039.64	.36	
11000- 2500- 52312- 0000- 001118- 0000- 00000	Life		59.00	25.85	32.90	.25	
11000- 2500- 52313- 0000- 001118- 0000- 00000	Dental		49.00		48.88	.12	
11000- 2500- 52314- 0000- 001118- 0000- 00000	Vision		9.00		8.48	.52	
11000- 2500- 52500- 0000- 001118- 0000- 00000	UnemploymntComp		83.00	38.04	44.38	.58	
11000- 2500- 52720- 0000- 001118- 0000- 00000	WorkrsCompERFee		10.00	4.60	4.60	.80	
11000- 2500- 53414- 0000- 001118- 0000- 00000	OthProfTechSvcs	196,162.00	217,552.00	84,621.99	138,186.68	5,256.67-	
11000- 2500- 53711- 0000- 001118- 0000- 00000	Other Charges	1,415.00	5,250.00	3,037.50	2,512.50	300.00-	

Selection Grouped by Account Type, Filtered by User Permissions, (Org = 130, Online/Offline = N, Period = 8, UnPosted JE? = N, Assets and Liabilities? = N, Restricted Accts? = Y, Funds = 11..4, Objct = 5, Obj Digits = 0, Page Break Lvl = )

**Balances through 02/29/2020** **Fiscal Year 2019/20**

Funds- Func- Obj ct - Pr gm- Locat n- Jb Cl - Opt nl	Description	Adopted Budget	Revised Budget	Encumbered	Expenditure	Account Balance
11000- 2500- 55400- 0000- 001118- 0000- 00000	Advertising	4,147.00	4,147.00			4,147.00
11000- 2500- 55915- 0000- 001118- 0000- 00000	OthContractSvcs	1,964.00	1,964.00	135.00	1,515.00	314.00
11000- 2500- 56113- 0000- 001118- 0000- 00000	Software	22,405.00	28,226.00	10,787.50	17,438.20	.30
11000- 2500- 56118- 0000- 001118- 0000- 00000	GenSuppliesMats	1,003.00	1,003.00	135.27	332.11	535.62
11000- 2500- 57331- 0000- 001118- 0000- 00000	FixedAssets>\$5k	16,250.00	14,415.00			14,415.00
11000- 2500- 57332- 0000- 001118- 0000- 00000	SupplAssets<\$5k	677.00	677.00			677.00
11000- 2600- 51100- 0000- 001118- 1615- 00000	SalariesExpense,Custodial	41,542.00	43,776.00	19,984.80	23,790.80	.40
11000- 2600- 51300- 0000- 001118- 1615- 00000	AddtnlCompenstn,Custodial		4,219.00		2,529.12	1,689.88
11000- 2600- 51300- 0000- 001118- 1615- 10000	AddtnlCompenstn,Custodial				1,688.58	1,688.58-
11000- 2600- 52111- 0000- 001118- 0000- 00000	EducRetirement	5,983.00	6,792.00	2,827.80	3,724.21	239.99
11000- 2600- 52111- 0000- 001118- 0000- 10000	EducRetirement				238.93	238.93-
11000- 2600- 52112- 0000- 001118- 0000- 00000	ERARetireeHlth	832.00	960.00	399.60	526.29	34.11
11000- 2600- 52112- 0000- 001118- 0000- 10000	ERARetireeHlth				33.77	33.77-
11000- 2600- 52210- 0000- 001118- 0000- 00000	FICA Payments	2,576.00	2,977.00	1,239.12	1,631.91	105.97
11000- 2600- 52210- 0000- 001118- 0000- 10000	FICA Payments				104.69	104.69-
11000- 2600- 52220- 0000- 001118- 0000- 00000	MedicarePaymnts	603.00	697.00	289.80	381.66	25.54
11000- 2600- 52220- 0000- 001118- 0000- 10000	MedicarePaymnts				24.48	24.48-
11000- 2600- 52311- 0000- 001118- 0000- 00000	Hth&MedPremiums	4,557.00	4,557.00	2,088.57	2,457.73	10.70
11000- 2600- 52312- 0000- 001118- 0000- 00000	Life	114.00	114.00	51.70	61.10	1.20
11000- 2600- 52313- 0000- 001118- 0000- 00000	Dental	224.00	224.00	102.30	120.45	1.25
11000- 2600- 52314- 0000- 001118- 0000- 00000	Vision	49.00	49.00	22.33	26.39	.28
11000- 2600- 52500- 0000- 001118- 0000- 00000	UnemploymntComp	200.00	200.00	66.00	86.24	47.76
11000- 2600- 52500- 0000- 001118- 0000- 10000	UnemploymntComp				5.58	5.58-
11000- 2600- 52710- 0000- 001118- 0000- 00000	WorkersCompPrem	439.00	439.00		439.00	
11000- 2600- 52720- 0000- 001118- 0000- 00000	WorkrsCompERFee	20.00	20.00	9.20	9.20	1.60
11000- 2600- 53711- 0000- 001118- 0000- 00000	Other Charges		4,400.00	1,214.38	3,725.00	539.38-
11000- 2600- 54311- 0000- 001118- 0000- 00000	MntRepFrnFixEqp	1,826.00	1,826.00			1,826.00
11000- 2600- 54312- 0000- 001118- 0000- 00000	MntRepBlgsGrnds	5,542.00	5,542.00	4,202.99	2,965.38	1,626.37-
11000- 2600- 54411- 0000- 001118- 0000- 00000	Electricity	46,872.00	46,872.00	17,439.83	29,432.17	
11000- 2600- 54412- 0000- 001118- 0000- 00000	NatGasBuildings	1,260.00	1,260.00	741.09	518.91	
11000- 2600- 54415- 0000- 001118- 0000- 00000	Water/Sewage	8,623.00	8,623.00	1,668.22	6,954.78	
11000- 2600- 54416- 0000- 001118- 0000- 00000	CommunicatnSvcs	6,325.00	6,562.00	2,350.47	4,210.70	.83
11000- 2600- 54610- 0000- 001118- 0000- 00000	RentLandBldngs	174,351.00	192,344.00	19,710.55	172,633.45	
11000- 2600- 55200- 0000- 001118- 0000- 00000	PropertyLiablns	58,973.00	32,144.00		32,144.00	
11000- 2600- 55915- 0000- 001118- 0000- 00000	OthContractSvcs	61,085.00	30,702.00	17,689.09	15,089.21	2,076.30-
11000- 2600- 56118- 0000- 001118- 0000- 00000	GenSuppliesMats	6,724.00	6,724.00	1,675.05	4,283.47	765.48
11000- 2600- 56216- 0000- 001118- 0000- 00000	MaintSuppsParts		657.00	255.00	402.00	

Selection Grouped by Account Type, Filtered by User Permissions, (Org = 130, Online/Offline = N, Period = 8, UnPosted JEs? = N, Assets and Liabilities? = N, Restricted Accts? = Y, Funds = 11.4, Objct = 5, Obj Digits = 0, Page Break Lvl = )

Balances through 02/29/2020						Fiscal Year 2019/20	
Funds- Func- Obj ct - Pr gm- Locat n- Jb Cl - Opt nl	Description	Adopted Budget	Revised Budget	Encumbered	Expenditure	Account Balance	
11000- 2600- 57331- 0000- 001118- 0000- 00000	FixedAssets>\$5k		19,000.00	6,621.71		12,378.29	
11000- 2600- 57332- 0000- 001118- 0000- 00000	SupplAssets<\$5k	1,006.00	1,695.00	1,695.00			
11000- 2700- 55112- 0000- 001118- 0000- 00000	TransCntractors	2,560.00	2,560.00			2,560.00	
11000- 2700- 55112- 0000- 001118- 0000- 10000	TransCntractors				1,189.65	1,189.65-	
11000- 2700- 55200- 0000- 001118- 0000- 00000	PropertyLiablns	1,642.00	1,642.00		1,642.00		
11000- 3100- 56116- 0000- 001118- 0000- 00000	Food	29.00	29.00			29.00	
21000- 3100- 51100- 0000- 001118- 1217- 00000	SalariesExpense,SecClerTe	14,777.00	21,777.00	7,440.00	8,680.00	5,657.00	
21000- 3100- 51300- 0000- 001118- 1617- 00000	AddtnlCompenstn,Food Serv		1,500.00		847.86	652.14	
21000- 3100- 52111- 0000- 001118- 0000- 00000	EducRetirement	2,128.00	3,128.00	1,052.76	1,348.19	727.05	
21000- 3100- 52112- 0000- 001118- 0000- 00000	ERARetireeHlth	296.00	396.00	148.80	190.55	56.65	
21000- 3100- 52210- 0000- 001118- 0000- 00000	FICA Payments	917.00	1,217.00	461.28	590.72	165.00	
21000- 3100- 52220- 0000- 001118- 0000- 00000	MedicarePaymnts	215.00	315.00	107.88	138.16	68.96	
21000- 3100- 52312- 0000- 001118- 0000- 00000	Life	57.00	57.00	25.85	2.35-	33.50	
21000- 3100- 52500- 0000- 001118- 0000- 00000	UnemploymntComp	100.00	100.00	24.60	31.50	43.90	
21000- 3100- 52710- 0000- 001118- 0000- 00000	WorkersCompPrem	156.00	156.00		156.00		
21000- 3100- 52720- 0000- 001118- 0000- 00000	WorkrsCompERFee	10.00	10.00	4.60	4.60	.80	
21000- 3100- 54311- 0000- 001118- 0000- 00000	MntRepFrnFixEqp		3,000.00	1,000.00		2,000.00	
21000- 3100- 54411- 0000- 001118- 0000- 00000	Electricity	6,696.00	6,696.00	2,491.40	4,204.60		
21000- 3100- 54412- 0000- 001118- 0000- 00000	NatGasBuildings	1,260.00	1,260.00	1,076.09	183.91		
21000- 3100- 54415- 0000- 001118- 0000- 00000	Water/Sewage	2,156.00	2,156.00	566.81	1,589.19		
21000- 3100- 55915- 0000- 001118- 0000- 00000	OthContractSvcs	172,940.00	184,815.00	5.36	176,159.99	8,649.65	
21000- 3100- 56116- 0000- 001118- 0000- 00000	Food	20,000.00	20,000.00			20,000.00	
21000- 3100- 56118- 0000- 001118- 0000- 00000	GenSuppliesMats	251.00	251.00			251.00	
21000- 3100- 57331- 0000- 001118- 0000- 00000	FixedAssets>\$5k	159,415.00	96,415.00			96,415.00	
21000- 3100- 57332- 0000- 001118- 0000- 00000	SupplAssets<\$5k	5,126.00	55,126.00	261.50	51,077.74	3,786.76	
23000- 1000- 56118- 1010- 001118- 0000- 00000	GenSuppliesMats	9,644.00	9,644.00			9,644.00	
23001- 1000- 56118- 1010- 001118- 0000- 00110	GenSuppliesMats				4,590.60	4,590.60-	
23004- 1000- 56118- 1010- 001118- 0000- 00000	GenSuppliesMats			248.85	465.55	714.40-	
23005- 1000- 56118- 1010- 001118- 0000- 00000	GenSuppliesMats				940.50	940.50-	
23007- 1000- 56118- 1010- 001118- 0000- 00000	GenSuppliesMats				251.63	251.63-	
23010- 1000- 56118- 1010- 001118- 0000- 00000	GenSuppliesMats				192.19	192.19-	
23102- 1000- 53711- 9000- 001118- 0000- 00000	Other Charges				931.00	931.00-	
24101- 1000- 51100- 1010- 001118- 1411- 00000	SalariesExpense,Teachers		60,142.00	29,181.24	31,613.01	652.25-	
24101- 1000- 51300- 1010- 001118- 1411- 00000	AddtnlCompenstn,Teachers				220.00	220.00-	
24101- 1000- 51300- 9000- 001118- 1411- 00000	AddtnlCompenstn,Teachers		8,271.00		1,870.00	6,401.00	
24101- 1000- 51300- 9000- 001118- 1413- 00000	AddtnlCompenstn,TeachersE		1,500.00			1,500.00	
24101- 1000- 52111- 0000- 001118- 0000- 00000	EducRetirement		9,900.00	4,129.20	4,769.02	1,001.78	

Selection Grouped by Account Type, Filtered by User Permissions, (Org = 130, Online/Offline = N, Period = 8, UnPosted JEs? = N, Assets and Liabilities? = N, Restricted Accts? = Y, Funds = 11..4, Objct = 5, Obj Digits = 0, Page Break Lvl = )

**Balances through 02/29/2020** **Fiscal Year 2019/20**

Funds- Func- Obj ct - Pr gm- Locat n- Jb Cl - Opt nl	Description	Adopted Budget	Revised Budget	Encumbered	Expenditure	Account Balance
24101- 1000- 52112- 0000- 001118- 0000- 00000	ERARetireeHlth		1,450.00	583.68	674.13	192.19
24101- 1000- 52210- 0000- 001118- 0000- 00000	FICA Payments		4,335.00	1,762.27	2,012.25	560.48
24101- 1000- 52220- 0000- 001118- 0000- 00000	MedicarePaymnts		1,014.00	412.12	470.59	131.29
24101- 1000- 52311- 0000- 001118- 0000- 00000	Hth&MedPremiums			4,048.11	1,362.18	5,410.29-
24101- 1000- 52312- 0000- 001118- 0000- 00000	Life			25.85	9.40	35.25-
24101- 1000- 52313- 0000- 001118- 0000- 00000	Dental			179.63	65.32	244.95-
24101- 1000- 52314- 0000- 001118- 0000- 00000	Vision			34.65	12.60	47.25-
24101- 1000- 52315- 0000- 001118- 0000- 00000	Disability			100.87	36.70	137.57-
24101- 1000- 52500- 0000- 001118- 0000- 00000	UnemploymntComp		49.00	48.84	36.87	36.71-
24101- 1000- 52720- 0000- 001118- 0000- 00000	WorkrsCompERFee		19.00	4.60	4.60	9.80
24101- 1000- 55817- 1010- 001118- 0000- 00000	Student Travel		900.00		480.00	420.00
24101- 1000- 56112- 1010- 001118- 0000- 00000	Other Textbooks		4,904.00		4,903.91	.09
24101- 1000- 57332- 1010- 001118- 0000- 00000	SupplAssets<\$5k	797.00	3,597.00		3,170.00	427.00
24101- 2100- 51100- 0000- 001118- 1211- 00000	SalariesExpense,CoordSubS	61,018.00				
24101- 2100- 51100- 0000- 001118- 1218- 00000	SalariesExpense,SchlStude	34,123.00	32,609.00	14,769.24	17,839.71	.05
24101- 2100- 52111- 0000- 001118- 0000- 00000	EducRetirement	13,672.00	4,883.00	2,089.80	2,524.27	268.93
24101- 2100- 52112- 0000- 001118- 0000- 00000	ERARetireeHlth	1,900.00	640.00	295.44	356.85	12.29-
24101- 2100- 52210- 0000- 001118- 0000- 00000	FICA Payments	5,888.00	1,984.00	915.72	1,106.08	37.80-
24101- 2100- 52220- 0000- 001118- 0000- 00000	MedicarePaymnts	1,377.00	464.00	214.20	258.71	8.91-
24101- 2100- 52311- 0000- 001118- 0000- 00000	Hth&MedPremiums	4,207.00				
24101- 2100- 52312- 0000- 001118- 0000- 00000	Life	114.00	114.00	25.85	58.29	29.86
24101- 2100- 52313- 0000- 001118- 0000- 00000	Dental	206.00				
24101- 2100- 52500- 0000- 001118- 0000- 00000	UnemploymntComp	200.00	23.00	48.72	16.24	41.96-
24101- 2100- 52710- 0000- 001118- 0000- 00000	WorkersCompPrem	1,001.00	798.00		1,001.00	203.00-
24101- 2100- 52720- 0000- 001118- 0000- 00000	WorkrsCompERFee	20.00	20.00	4.60	4.60	10.80
24101- 2100- 53711- 0000- 001118- 0000- 00000	Other Charges	1,751.00	1,954.00	651.74	2,846.52	1,544.26-
24106- 1000- 51100- 2000- 001118- 1712- 00000	SalariesExpense,InstAsstS	47,212.00	40,359.00	17,384.21	20,562.00	2,412.79
24106- 1000- 51300- 2000- 001118- 1412- 00000	AddtnlCompenstn,Teachers		403.00			403.00
24106- 1000- 51300- 2000- 001118- 1712- 00000	AddtnlCompenstn,InstAsstS				1,063.96	1,063.96-
24106- 1000- 52111- 0000- 001118- 0000- 00000	EducRetirement	5,360.00	5,360.00	2,459.76	2,760.74	139.50
24106- 1000- 52112- 0000- 001118- 0000- 00000	ERARetireeHlth	746.00	753.00	347.64	415.99	10.63-
24106- 1000- 52210- 0000- 001118- 0000- 00000	FICA Payments	2,309.00	2,386.00	1,077.72	1,340.75	32.47-
24106- 1000- 52220- 0000- 001118- 0000- 00000	MedicarePaymnts	541.00	558.00	252.00	313.50	7.50-
24106- 1000- 52311- 0000- 001118- 0000- 00000	Hth&MedPremiums		6,055.00	2,781.24	3,272.84	.92
24106- 1000- 52312- 0000- 001118- 0000- 00000	Life	171.00	172.00	77.55	94.00	.45
24106- 1000- 52313- 0000- 001118- 0000- 00000	Dental		240.00	110.11	129.65	.24
24106- 1000- 52314- 0000- 001118- 0000- 00000	Vision		53.00	24.09	28.47	.44

Selection Grouped by Account Type, Filtered by User Permissions, (Org = 130, Online/Offline = N, Period = 8, UnPosted JEs? = N, Assets and Liabilities? = N, Restricted Accts? = Y, Funds = 11.4, Objct = 5, Obj Digits = 0, Page Break Lvl = )

Balances through 02/29/2020						Fiscal Year 2019/20	
Funds- Func- Obj ct - Pr gm- Locat n- Jb Cl - Opt nl	Description	Adopted Budget	Revised Budget	Encumbered	Expenditure	Account Balance	
24106-1000-52315-0000-001118-0000-00000	Disability	79.00	79.00			79.00	
24106-1000-52500-0000-001118-0000-00000	UnemploymntComp	300.00	300.00	57.36	71.39	171.25	
24106-1000-52710-0000-001118-0000-00000	WorkersCompPrem	393.00	393.00		393.00		
24106-1000-52720-0000-001118-0000-00000	WorkrsCompERFee	30.00	30.00	13.80	13.80	2.40	
24106-1000-56118-2000-001118-0000-00000	GenSuppliesMats	3,691.00	3,691.00			3,691.00	
24106-2100-53212-2000-001118-0000-00000	SpeechThrpsCont	23,558.00	23,558.00			23,558.00	
24118-3100-56116-0000-001118-0000-00000	Food		21,741.00	11,469.43	10,271.57		
24153-1000-53330-1010-001118-0000-00000	ProfessDevelop	600.00	4,770.00	4,310.00	240.00	220.00	
24153-1000-56113-1010-001118-0000-00000	Software	4,170.00					
24154-1000-53330-1010-001118-0000-00000	ProfessDevelop	19,666.00	19,666.00	5,045.00	17,741.00	3,120.00-	
24154-2400-53330-0000-001118-0000-00000	ProfessDevelop	4,000.00	4,000.00	3,475.00		525.00	
24189-1000-55915-1010-001118-0000-00000	OthContractSvcs		1,854.00			1,854.00	
24189-1000-56118-1010-001118-0000-00000	GenSuppliesMats		569.00			569.00	
25153-2100-55915-2000-001118-0000-00000	OthContractSvcs	11,000.00	22,322.00	2,955.55	8,044.45	11,322.00	
25171-3100-55915-0000-001118-0000-00000	OthContractSvcs	130,600.00	170,687.00	98,973.28	31,626.72	40,087.00	
26177-1000-53711-9000-001118-0000-00000	Other Charges	1,500.00	1,500.00			1,500.00	
26177-1000-56118-1010-001118-0000-00000	GenSuppliesMats	6,500.00	6,500.00			6,500.00	
27107-2200-56114-0000-001118-0000-00000	LibraryAudioVis	3,068.00	7,840.00			7,840.00	
27109-1000-56111-1010-001118-0000-00000	InsMatCsh50%Txb		31,507.00	1,296.00	3,782.77	26,428.23	
27149-1000-51100-1010-001118-1414-00000	SalariesExpense,TeachersP	121,411.00	109,411.00	51,798.60	44,630.79	12,981.61	
27149-1000-51100-1010-001118-1714-00000	SalariesExpense,InstAsstP	77,940.00	77,940.00	32,616.96	35,817.69	9,505.35	
27149-1000-51300-1010-001118-1414-00000	AddtnlCompenstn,TeachersP		7,000.00		4,129.93	2,870.07	
27149-1000-51300-1010-001118-1714-00000	AddtnlCompenstn,InstAsstP		5,000.00		3,496.16	1,503.84	
27149-1000-52111-0000-001118-0000-00000	EducRetirement	20,645.00	20,645.00	11,944.80	12,462.50	3,762.30-	
27149-1000-52112-0000-001118-0000-00000	ERARetireeHlth	2,870.00	2,870.00	1,688.28	1,761.49	579.77-	
27149-1000-52210-0000-001118-0000-00000	FICA Payments	8,889.00	8,889.00	5,233.80	5,789.22	2,134.02-	
27149-1000-52220-0000-001118-0000-00000	MedicarePaymnts	2,082.00	2,082.00	1,224.12	1,354.04	496.16-	
27149-1000-52311-0000-001118-0000-00000	Hth&MedPremiums	19,574.00	19,348.00	3,572.91	4,796.96	10,978.13	
27149-1000-52312-0000-001118-0000-00000	Life	285.00	311.00	155.10	186.16	30.26-	
27149-1000-52313-0000-001118-0000-00000	Dental	1,335.00	1,335.00	179.63	255.68	899.69	
27149-1000-52314-0000-001118-0000-00000	Vision	221.00	221.00		6.26	214.74	
27149-1000-52315-0000-001118-0000-00000	Disability				9.74	9.74-	
27149-1000-52500-0000-001118-0000-00000	UnemploymntComp	500.00	500.00	218.69	261.12	20.19	
27149-1000-52710-0000-001118-0000-00000	WorkersCompPrem	1,512.00	1,512.00		1,512.00		
27149-1000-52720-0000-001118-0000-00000	WorkrsCompERFee	50.00	50.00	27.60	23.00	.60-	
27149-1000-53330-1010-001118-0000-00000	ProfessDevelop	3,536.00	3,536.00			3,536.00	
27149-1000-55817-1010-001118-0000-00000	Student Travel	801.00	801.00			801.00	

Selection Grouped by Account Type, Filtered by User Permissions, (Org = 130, Online/Offline = N, Period = 8, UnPosted JEs? = N, Assets and Liabilities? = N, Restricted Accts? = Y, Funds = 11..4, Objct = 5, Obj Digits = 0, Page Break Lvl = )

Balances through 02/29/2020						Fiscal Year 2019/20	
Funds- Func- Obj ct - Pr gm- Locat n- JbCl - Opt nl	Description	Adopted Budget	Revised Budget	Encumbered	Expenditure	Account Balance	
27149- 1000- 55819- 1010- 001118- 0000- 00000	EmpTravTeachers		200.00	101.44	98.56		
27149- 1000- 55915- 1010- 001118- 0000- 00000	OthContractSvcs	3,300.00	3,300.00	2,498.70	801.30		
27149- 1000- 56118- 1010- 001118- 0000- 00000	GenSuppliesMats	7,920.00	7,920.00		1,402.51	6,517.49	
27149- 1000- 57332- 1010- 001118- 0000- 00000	SupplAssets<\$5k	6,232.00	6,232.00		3,759.39	2,472.61	
27149- 2600- 57332- 0000- 001118- 0000- 00000	SupplAssets<\$5k	897.00	897.00		338.68	558.32	
27155- 3100- 56116- 0000- 001118- 0000- 00000	Food		3,856.00		2,803.14	1,052.86	
27183- 3100- 56116- 0000- 001118- 0000- 00000	Food		6,000.00			6,000.00	
31200- 4000- 54610- 0000- 001118- 0000- 00000	RentLandBldngs		291,256.00	191,889.45	99,366.55		
31600- 2300- 53712- 0000- 001118- 0000- 00000	CityTaxCollCost	2,220.00	2,220.00		1,686.86	533.14	
31600- 4000- 57200- 0000- 001118- 0000- 00000	BuildingPurchase	525,030.00	804,881.00			804,881.00	
31700- 4000- 57331- 0000- 001118- 0000- 00000	FixedAssets>\$5k	13,189.00	13,189.00			13,189.00	
31700- 4000- 57332- 0000- 001118- 0000- 00000	SupplAssets<\$5k	13,751.00	13,751.00			13,751.00	
31701- 2300- 53712- 0000- 001118- 0000- 00000	CityTaxCollCost	1,099.00	1,099.00		852.28	246.72	
31701- 4000- 54315- 0000- 001118- 0000- 00000	MntRepBlgsGrdEq	41,500.00	41,500.00			41,500.00	
31701- 4000- 57112- 0000- 001118- 0000- 00000	LandImprovements	15,000.00	15,000.00			15,000.00	
31701- 4000- 57200- 0000- 001118- 0000- 00000	BuildingPurchase	186,231.00	186,231.00			186,231.00	
31701- 4000- 57331- 0000- 001118- 0000- 00000	FixedAssets>\$5k	6,811.00	6,811.00			6,811.00	
31701- 4000- 57332- 0000- 001118- 0000- 00000	SupplAssets<\$5k	39,359.00	39,359.00	3,777.00	16,247.50	19,334.50	
<b>Total for Expense Accounts</b>		<b>6,635,825.00</b>	<b>7,170,574.00</b>	<b>2,123,459.80</b>	<b>3,023,724.15</b>	<b>2,023,390.05</b>	
<b>Total for Org 130 and Expense accounts</b>		<b>6,635,825.00</b>	<b>7,170,574.00</b>	<b>2,123,459.80</b>	<b>3,023,724.15</b>	<b>2,023,390.05</b>	

**RODGER F. SMITH APPRAISALS, LLC**

*Real Estate Appraisals and Counseling*

Rodger F. Smith, General Certified Appraiser

Phone: (505) 830-3022

Fax: (505) 796-9601

4801 Lang Avenue NE, #110  
Albuquerque, New Mexico 87109

March 11, 2020

Christine Duncan Heritage Academy

Attn: Angie Lerner

1900 Atrisco Drive NW

Albuquerque, NM 87120

VIA EMAIL ONLY

RE: Evaluation of a Non-Realty Portable Classroom Module currently owned by Christine Duncan Heritage Academy

I was asked to provide my opinion of value (if any) of a portable classroom owned by Christine Duncan Heritage Academy. The portable is currently located on a parcel of vacant land that is owned by Albuquerque Public Schools. The parcel is located along the east side of Unser Boulevard NW, south of Western Trail NW.

The subject is in very poor condition and it has been severely damaged. Photographs of the subject portable classroom are on the pages that follow this letter. The subject portable is comprised of two modules. The two modules are not connected, and most of the windows are broken; therefore the interior of the portable has been exposed to the elements for an extended period of time. There is heavy damage to the floor, walls, and ceilings presumably resulting from vandalism. The interior components including air ducts, wiring, lighting, and insulation have all been compromised, and one of the wall mounted HVAC systems is missing.

I consulted with the manufacturer of the portable, and was informed that they would not service a unit that is not owned by them. I also consulted with a few local contractors including salvage and recycling businesses. The overall consensus is the cost to repair the subject portable exceeds its value. There is little market and very weak demand for portable classrooms that are in good condition, and virtually no market for a portable that is in poor condition.

I received a few bids to demolish and remove the subject portable. These ranged from about \$4,000 to \$7,000 including any deduction for possible salvage value.

Should you have any questions, please do not hesitate to email or call.

Sincerely,



RODGER F. SMITH, APPRAISER

New Mexico Certification No. 02974-G



