

PINE PLAINS CENTRAL SCHOOL DISTRICT 2023-2024

Budget Vote



Bus Purchase



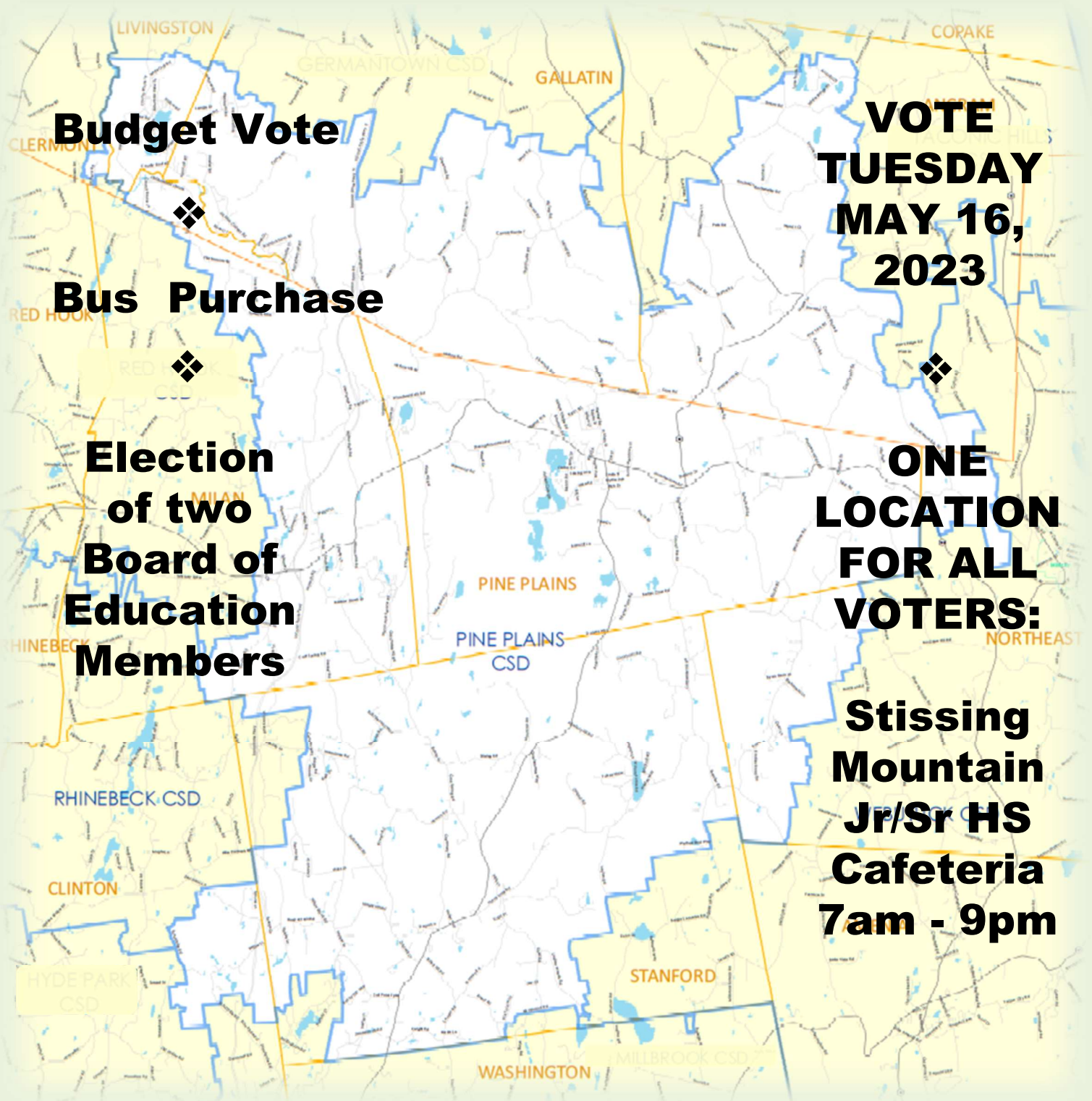
**Election
of two
Board of
Education
Members**

**VOTE
TUESDAY
MAY 16,
2023**



**ONE
LOCATION
FOR ALL
VOTERS:**

**Stissing
Mountain
Jr/Sr HS
Cafeteria
7am - 9pm**



**PINE PLAINS CENTRAL SCHOOL DISTRICT
NOTICE TO TAXPAYERS
2023-2024 BUDGET**

The annual budget vote for the fiscal year 2023-2024 by the qualified voters of the Pine Plains Central School District, Dutchess and Columbia Counties, New York, will be held on Tuesday, May 16, 2023 between the hours of 7:00 AM and 9:00 PM prevailing time.

POLLING PLACE:

ONE LOCATION FOR ALL DISTRICT RESIDENTS

All district residents vote at the Stissing Mountain Middle / High School Cafeteria, Pine Plains, New York from 7:00 a.m. to 9:00 p.m.

VOTERS SHALL BE ASKED TO VOTE ON THE FOLLOWING:

PROPOSITION NUMBER ONE

RESOLVED, that the Board of Education of the Pine Plains Central School District be authorized to expend the sum of \$36,415,211 for School District purposes for the 2023-2024 school year and to levy the necessary tax therefor.

PROPOSITION NUMBER TWO: BUS PURCHASE RESOLUTION

SHALL the Board of Education of the Pine Plains Central School District, Dutchess and Columbia Counties, New York, be authorized to purchase Two (2) 71-passenger school buses, including cameras and necessary equipment, at a maximum estimated cost of \$151,997 each, for an aggregate maximum estimated cost of \$303,994; and that the sum of \$303,994, or so much thereof as may be necessary, shall be raised by the levy of a tax upon the taxable property of said School District and collected in annual installments as provided in Section 416 of the Education Law; and in anticipation of such tax, obligations of said School District may be issued?

ELECTION OF TWO BOARD OF EDUCATION MEMBERS

The election is for two (2) members of the Board of Education for three-year terms commencing July 1, 2023 and ending on June 30, 2026. Two candidates are running for the two seats on the Board of Education this year: James Griffin and Heidi Johnson. You may vote for up to two (2) candidates on May 16, 2023.

PINE PLAINS CSD BUDGET SUMMARY

Comparison of 2022-23 Proposed Budget with 2023-24 Budget

	2022-2023 BUDGET	2023-2024 PROPOSED BUDGET	INCREASE / (DECREASE)
ADMINISTRATIVE BUDGET			
General Support	1,343,820	1,309,224	(34,596)
Building Administration	1,633,599	1,573,030	(60,569)
Employee Benefits	1,007,087	1,023,968	16,881
TOTAL ADMINISTRATIVE BUDGET	3,984,506	3,906,222	(78,284)
PROGRAM BUDGET			
Teaching, Regular School	7,640,153	7,809,145	168,992
Academic Intervention	703,500	600,764	(102,736)
Special Education	4,051,974	4,259,611	207,637
Occupational Education	512,500	523,625	11,125
Summer School	11,300	16,600	5,300
School Lib., A/V, Computer Assisted Instruction	1,311,173	1,337,126	25,953
Pupil Services	1,296,898	1,234,620	(62,278)
Interscholastic Athletics & Co-curricular Activities	503,290	516,841	13,551
Pupil Transportation	2,140,910	2,392,443	251,533
Interfund Transfers	42,000	50,000	8,000
Employee Benefits	9,730,309	10,051,409	321,100
TOTAL PROGRAM BUDGET	27,944,007	28,792,184	848,177
CAPITAL BUDGET			
Operations and Maintenance	1,911,642	2,180,241	268,599
Judgments/Claims, Assessments, Tax Refunds	35,000	35,000	-
Debt Service	-	223,019	223,019
Interfund Transfers	360,000	230,000	(130,000)
Employee Benefits	1,018,005	1,048,545	30,540
TOTAL CAPITAL BUDGET	3,324,647	3,716,805	392,158
TOTAL BUDGET	35,253,160	36,415,211	1,162,051

Budget to Budget Increase	3.30%
Tax Levy Increase*	2.80%
*WITHIN 2023-24 TAX LEVY LIMIT	

PINE PLAINS CENTRAL SCHOOL DISTRICT 2023-2024

Budget Vote



Bus Purchase



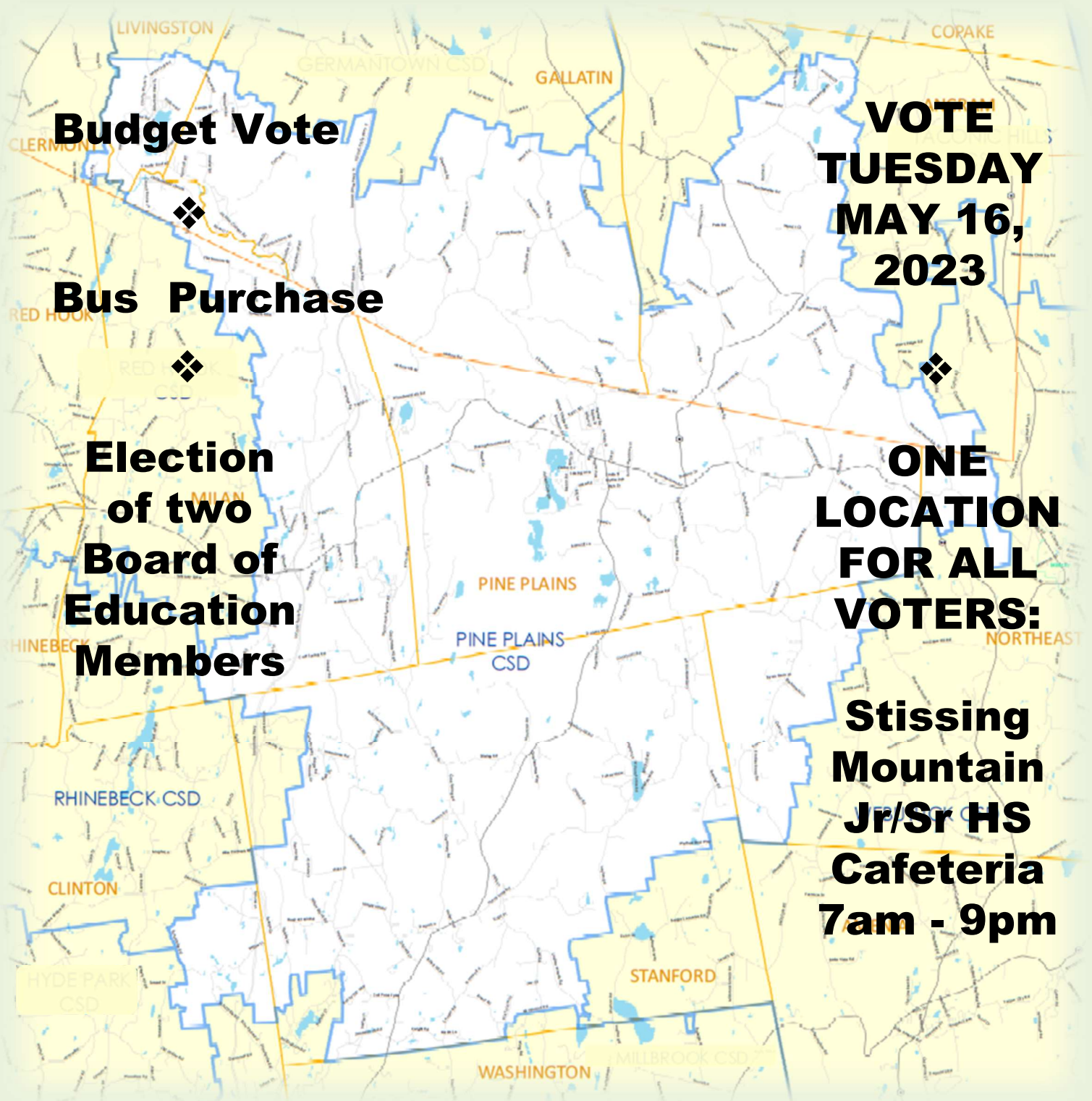
**Election
of two
Board of
Education
Members**

**VOTE
TUESDAY
MAY 16,
2023**



**ONE
LOCATION
FOR ALL
VOTERS:**

**Stissing
Mountain
Jr/Sr HS
Cafeteria
7am - 9pm**



PINE PLAINS CENTRAL SCHOOL DISTRICT 2023-2024 Proposed Budget				2022-2023 FINAL	2023-2024 ADOPTED	Change from	Percent	COMMENTS	
FUNC	OBJ	LOC	DEPT	Description	BUDGET	BUDGET	2022-2023		Change
ADMINISTRATIVE BUDGET									
10XX				BOARD OF EDUCATION					
1010				Board of Education					
1010	200			EQUIPMENT - BOE	-	-	-		
1010	400			CONTRACTUAL EXPENSE, BOE	11,000	11,000	-		
1010	405			DISTRICT POLICY MANUAL SERVICE, NYSSBA	1,000	1,000	-		
1010	430			TRAVEL & CONFERENCE, BOE	6,500	6,500	-		
1010	450			MATERIALS & SUPPLIES, BOE	800	800	-		
1010	451			MATERIALS & SUPPLIES, BOE ARCHIVE COMM.	5,000	5,000	-		Preservation of PPCSD Records
1010	490			BOCES SERVICES, BOE	-	-	-		
1010				Total Board of Education	24,300	24,300	-		
1040				District Clerk					
1040	169			CLERICAL SERVICES, DISTRICT CLERK	16,000	16,800	800	5.0%	
1040	200			EQUIPMENT, DISTRICT CLERK	-	-	-		
1040	400			CONTRACTUAL, DISTRICT CLERK	-	-	-		
1040	401			LEGAL ADVERTISING, DISTRICT CLERK	750	750	-		
1040	430			TRAVEL & CONFERENCES, DISTRICT CLERK	1,200	1,200	-		
1040	450			MATERIALS & SUPPLIES, DISTRICT CLERK	1,250	1,250	-		
1040	999			Total District Clerk	19,200	20,000	800	4.2%	
1060				District Meeting					
1060	400			CONTRACTUAL EXPENSE, DISTRICT MTG	-	-	-		
1060	401			LEGAL ADVERTISING, DISTRICT MTG	2,500	2,500	-		
1060	450			MATERIALS & SUPPLIES, DISTRICT MTG	3,000	3,000	-		
1040	999			Total District Meeting	5,500	5,500	-		
1000				TOTAL BOARD OF EDUCATION	49,000	49,800	800	1.6%	
12XX				CENTRAL ADMINISTRATION					
1240	157			SALARY, CHIEF SCHOOL OFFICER	205,000	209,100	4,100	2.0%	
1240	167			SALARY, SUPT. SECRETARY	64,315	70,295	5,980	9.3%	
1240	200			EQUIPMENT, SUPERINTENDENT	-	-	-		
1240	400			CONTRACTUAL EXPENSE, SUPERINTENDENT	6,000	6,000	-		
1240	430			TRAVEL & CONFERENCES, SUPERINTENDENT	7,000	7,000	-		
1240	431			PROFESSIONAL DUES	6,000	6,000	-		
1240	432			CONTRACTUAL EXPENSE, MEALS	250	250	-		
1240	450			MATERIALS & SUPPLIES, SUPERINTENDENT	5,000	5,000	-		
1299	999			Total Central Administration	293,565	303,645	10,080	3.4%	
13XX				FINANCE					
1310				Business Administration					
1310	157			SALARY, ASST. SUPT. - BUSINESS & FINANCE	160,000	-	(160,000)	-100.0%	
1310	157	7		SALARY, ASST. SUPT. - LONGEVITY	-	-	-		
1310	160			SALARIES, BUSINESS OFFICE CLERICAL	87,850	55,000	(32,850)	-37.4%	
1310	161			SALARIES, BUSINESS OFFICIAL	-	130,000	130,000	-	
1310	200			EQUIPMENT, BUSINESS OFFICIAL	2,000	2,000	-		
1310	400			CONTRACTUAL EXPENSE, BUSINESS OFFICIAL	12,000	12,000	-		
1310	406			SOFTWARE SUPPORT, BUSINESS OFFICIAL	-	-	-		
1310	430			TRAVEL & CONFERENCES, BUSINESS OFFICIAL	3,000	3,000	-		
1310	431			PROFESSIONAL DUES, BUSINESS OFFICIAL	700	700	-		
1310	450			MATERIALS & SUPPLIES, BUSINESS OFFICIAL	4,750	6,000	1,250	26.3%	
1310	490			BOCES SERVICES, BUSINESS OFFICIAL	26,100	27,728	1,628	6.2%	
1310	999			Total Business Administration	296,400	236,428	(59,972)	-20.2%	
1320				Auditing					
1320	169			SALARY, CLAIMS AUDITOR	6,200	7,000	800	12.9%	
1320	400			CONTRACTUAL EXPENSE, EXTERNAL AUDITOR	22,000	25,000	3,000	13.6%	
1320	400			CONTRACTUAL EXPENSE, INTERNAL AUDITOR	4,000	5,000	1,000	25.0%	
1320	410			CONTRACTUAL EXPENSE, ACTUARY (GASB-45)	8,000	10,000	2,000	25.0%	
1320	999			Total Auditing	40,200	47,000	6,800	16.9%	
1325				Treasurer					
1325	169			SALARY, DISTRICT TREASURER	85,985	60,320	(25,665)	-29.8%	
1325	200			EQUIPMENT, TREASURER	-	-	-		
1325	400			CONTRACTUAL EXPENSE, TREASURER	1,400	1,500	100	7.1%	
1325	430			TRAVEL & CONFERENCES, TREASURER	1,000	1,000	-		
1325	450			MATERIALS & SUPPLIES, TREASURER	-	-	-		
1325	999			Total Treasurer	88,385	62,820	(25,565)	-28.9%	

FUNC	OBJ	LOC	DEPT	PINE PLAINS CENTRAL SCHOOL DISTRICT 2023-2024 Proposed Budget	2022-2023 FINAL	2023-2024 ADOPTED	Change from	Percent	COMMENTS
				Description	BUDGET	BUDGET	2022-2023	Change	
1330				Tax Collector					
1330	168			STIPEND, DEPUTY TAX COLLECTOR	2,500	2,500	-		
1330	169			SALARY, TAX COLLECTOR	16,250	16,900	650	4.0%	
1330	400			CONTRACTUAL EXPENSE, TAX COLLECTOR	4,000	6,000	2,000	50.0%	
1330	401			LEGAL ADVERTISING, TAX COLLECTOR	750	750	-		
1330	406			SOFTWARE SUPPORT, TAX COLLECTOR	2,200	2,200	-		
1330	430			TRAVEL & CONFERENCES, TAX COLLECTOR	200	200	-		
1330	450			MATERIALS & SUPPLIES, TAX COLLECTOR	-	-	-		
1330	999			Total Tax Collector	25,900	28,550	2,650	10.2%	
1345				Purchasing					
1345	167			SALARY, ACCOUNT CLERK, PURCHASING	53,150	57,015	3,865	7.3%	
1345	400			CONTRACTUAL EXPENSE, PURCHASING	150	150	-		
1345	401			LEGAL ADVERTISING, PURCHASING	1,000	1,000	-		
1345	430			TRAVEL & CONFERENCES, PURCHASING	200	200	-		
1345	450			MATERIALS & SUPPLIES, PURCHASING	-	-	-		
1345	490			BOCES SERVICES - PURCHASING	1,000	-	(1,000)	-100.0%	
1345	999			Total Purchasing	55,500	58,365	2,865	5.2%	
1399				TOTAL FINANCE	506,385	433,163	(73,222)	-14.5%	
14XX				<u>STAFF</u>					
1420				Legal					
1420	400			BOARD ATTORNEY BASIC FEE	50,000	50,000	-		
1420	401			OTHER LEGAL/ COURT FEES	20,000	20,000	-		
1420	999			Total Legal	70,000	70,000	-		
1430				Personnel					
1430	167			SALARY - PERSONNEL ASSISTANT	58,200	88,400	30,200	51.9%	
1430	169			SALARY - HIPAA OFFICER	3,300	3,500	200	6.1%	
1430	400			CONTRACTUAL, PERSONNEL	2,400	2,000	(400)	-16.7%	
1430	401			LEGAL ADVERTISING, PERSONNEL	-	-	-		
1430	406			SOFTWARE SUPPORT, PERSONNEL	-	2,000	2,000	-	
1430	430			TRAVEL & CONFERENCE, PERSONNEL	-	-	-		
1430	450			MATERIALS & SUPPLIES, PERSONNEL	-	2,000	2,000	-	
1430	490			BOCES SERVICES - PERSONNEL	18,000	16,000	(2,000)	-11.1%	
1430	999			Total Personnel	81,900	113,900	32,000	39.1%	
1480				Public Information					
1480	169			STIPEND - WEBSITE COORDINATION	2,165	2,325	160	7.4%	
1480	409			NEWSLETTER MAILING COSTS / POSTAGE	4,500	4,500	-		
1480	450			MATERIALS & SUPPLIES, NEWSLETTER	-	-	-		
1480	490			BOCES SERVICES - PUBLIC INFORMATION	12,000	12,000	-		
1480	999			Total Public Information	18,665	18,825	160	0.9%	
1499				TOTAL STAFF	170,565	202,725	32,160	18.9%	
1670				Central Printing and Mailing					
1670	200			EQUIPMENT: COPIERS	-	-	-		
1670	409			POSTAGE, DISTRICT	20,000	25,000	5,000	25.0%	
1670	410			RENTAL: POSTAGE METER	2,800	2,800	-		
1670	421			MAINTENANCE AGREEMENTS: COPIERS	-	-	-		
1670	450			COPY PAPER & STAPLES	18,000	20,000	2,000	11.1%	
1670	490			BOCES SERVICES, PRINTING	29,000	30,000	1,000	3.4%	
1670	999			Total Central Printing and Mailing	69,800	77,800	8,000	11.5%	
1680				Central Data Processing					
1680	400			CONTRACTUAL EXPENDITURES	-	-	-		
1680	406			SOFTWARE SUPPORT, DISTRICT OFFICE	2,100	2,100	-		
1680	999			Total Central Data Processing	2,100	2,100	-		
1699				TOTAL CENTRAL SERVICES	71,900	79,900	8,000	11.1%	
19XX				<u>SPECIAL ITEMS</u>					
1910	402			INSURANCE	95,000	100,000	5,000	5.3%	
1920	400			SCHOOL ASSOCIATION DUES	12,000	12,000	-		
1981	490			BOCES ADMINISTRATIVE CHARGES	145,405	147,991	2,586	1.8%	
1989	999			Total Special Items	252,405	259,991	7,586	3.0%	

FUNC	OBJ	LOC	DEPT	PINE PLAINS CENTRAL SCHOOL DISTRICT 2023-2024 Proposed Budget	2022-2023 FINAL	2023-2024 ADOPTED	Change from	Percent	COMMENTS
				Description	BUDGET	BUDGET	2022-2023	Change	
20XX				<u>ADMINISTRATION & IMPROVEMENTS</u>					
2010				Curriculum Development					
2010	150			SALARY, DIR OF CURRICULUM & INSTRUCTION	132,000	135,300	3,300	2.5%	
2010	151			SALARY, TEACHER - TECH INTEGRATION	81,958	85,478	3,520	4.3%	
2010	153			SALARIES, CURRICULUM WORK	30,000	30,000	-		
2010	150	7		SALARY, DIR OF CURR & INSTR - LONGEVITY	3,450	3,450	-		
2010	200			EQUIPMENT, CURRICULUM	-	-	-		
2010	400			CONTRACTUAL - CURRICULUM	4,000	4,000	-		
2010	430			TRAVEL & CONFERENCE - CURRICULUM	2,000	2,000	-		
2010	450			MATERIALS & SUPPLIES - CURRICULUM	2,500	2,500	-		
2010	999			Total Curriculum Development	255,908	262,728	6,820	2.7%	
				Instructional Supervision					
2020	155			SALARIES, PRINCIPALS	504,550	474,000	(30,550)	-6.1%	
2020	155	7		SALARIES, PRINCIPALS - LONGEVITY	20,700	17,450	(3,250)	-15.7%	
2020	160			SALARIES, CLERICAL (SRP UNIT)	188,000	197,000	9,000	4.8%	
2020	160	6		SALARIES, CLERICAL (SRP), O.T.	2,000	2,000	-		
2020	160	7		SALARIES, CLERICAL, LONGEVITY (SRP)	9,215	11,650	2,435	26.4%	
2020	161			SALARIES, CLERICAL SUBSTITUTES	1,500	1,000	(500)	-33.3%	
2020	165			SALARIES, CLERICAL (ADMIN UNIT)	-	-	-		
2020	165	7		SALARIES, CLERICAL - LONGEVITY	-	-	-		
2020	200	1		EQUIPMENT, JR/SR HS PRINCIPAL	-	-	-		
2020	200	3		EQUIPMENT, SS PRINCIPAL	-	-	-		
2020	200	4		EQUIPMENT, CS PRINCIPAL	-	-	-		
2020	400	1		CONTRACTUAL EXPENSE, JR/SR HS PRINCIPAL	2,500	2,500	-		
2020	400	3		CONTRACTUAL EXPENSE, SS PRINCIPAL	150	150	-		
2020	400	4		CONTRACTUAL EXPENSE, CS PRINCIPAL	900	900	-		
2020	430	1		TRAVEL & CONFERENCE, JR/SR HS PRINCIPAL	3,000	3,000	-		
2020	430	3		TRAVEL & CONFERENCE, SS PRINCIPAL	1,050	1,050	-		
2020	430	4		TRAVEL & CONFERENCE, CS PRINCIPAL	1,250	1,250	-		
2020	431	1		PROFESSIONAL DUES, JR/SR HS PRINCIPAL	250	250	-		
2020	432			CONTRACTUAL - ADMIN CONTINUING EDUC	10,000	10,000	-		
2020	450	1		MATERIAL & SUPPLIES, JR/SR HS PRINCIPAL	4,300	4,300	-		
2020	450	3		MATERIAL & SUPPLIES, SS PRINCIPAL	3,000	3,000	-		
2020	450	4		MATERIAL & SUPPLIES, CS PRINCIPAL	2,350	2,350	-		
2020	999			Total Instructional Supervision	754,715	731,850	(22,865)	-3.0%	
2070				In-service Training-Instruction					
2070	150			SALARIES, INSTRUCTIONAL	3,000	3,000	-		
2070	400			CONTRACTUAL EXPENSE, IN-SERVICE	14,000	14,000	-		
2070	403			CONTRACTUAL EXPENSE, SUPT CONF DAYS	5,000	5,000	-		
2070	450			MATERIALS & SUPPLIES, IN-SERVICE TRAINING	2,000	2,000	-		
2070	490			BOCES SERVICES, IN-SERVICE TRAINING	117,600	110,000	(7,600)	-6.5%	
2070	999			Total In-service Training	141,600	134,000	(7,600)	-5.4%	
2250				Special Education Program					
2250	158			SALARY, DIRECTOR OF SPECIAL EDUCATION	113,997	116,847	2,850	2.5%	
2250	158	7		SALARY, DIR OF SPECIAL ED - LONGEVITY	-	3,450	3,450	-	
2250	162			SALARIES, SP.ED. SECRETARY (SRP)	83,550	86,893	3,343	4.0%	
2250	162	6		SALARIES, SP ED SECRETARY (SRP), O.T.	500	500	-		
2250	162	7		SALARIES, SP ED LONGEVITY (SRP)	6,006	6,935	929	15.5%	
2250	999			Total Special Education Program	204,053	214,625	10,572	5.2%	
				Instructional Technology					
2630	167			SALARY, DIRECTOR OF TECHNOLOGY	111,910	116,386	4,476	4.0%	
2630	430			TRAVEL & CONFERENCE, INSTR. TECH.	1,800	1,800	-		
2630	999			Total Computer Assisted Instruction	113,710	118,186	4,476	3.9%	
				Supervisor, Transportation					
5510	165			SALARY, TRANSPORTATION SUPERVISOR	71,500	-	(71,500)	-100.0%	Expenses allocated to Program
5510	165	7		SALARY, TRANSPORTATION SUPERVISOR-LONG	2,998	-	(2,998)	-100.0%	Expenses allocated to Program
5510	999			Total Supervisor, Transportation	74,498	-	(74,498)	-100.0%	
				Director, Facilities & Operations					
1620	165			SALARY, DIRECTOR OF FACILITIES	85,500	88,025	2,525	3.0%	
1620	165	7		SALARY, DIR OF FACILITIES - LONGEVITY	3,615	3,615	-		
1620	999			Total Director, Facilities & Operations	89,115	91,640	2,525	2.8%	

FUNC	OBJ	LOC	DEPT	PINE PLAINS CENTRAL SCHOOL DISTRICT 2023-2024 Proposed Budget	2022-2023 FINAL	2023-2024 ADOPTED	Change from	Percent	COMMENTS
				Description	BUDGET	BUDGET	2022-2023	Change	
2099				TOTAL ADMINISTRATION & IMPROVEMENTS	1,633,599	1,553,029	(80,570)	-4.9%	

FUNC	OBJ	LOC	DEPT	PINE PLAINS CENTRAL SCHOOL DISTRICT 2023-2024 Proposed Budget	2022-2023 FINAL	2023-2024 ADOPTED	Change from	Percent	COMMENTS
				Description	BUDGET	BUDGET	2022-2023	Change	
90XX				<u>EMPLOYEE BENEFITS</u>					
9010	800			NYS EMPLOYEE RETIREMENT	25,537	27,569	2,032	8.0%	
9020	800			NYS TEACHERS RETIREMENT	94,371	95,229	858	0.9%	
9030	800			SOCIAL SECURITY	101,749	107,539	5,790	5.7%	
9040	490			BOCES SVCS - EMPLOYEE BENEFIT COORD	4,009	4,169	160	4.0%	
9040	800			WORKERS COMPENSATION	15,853	17,705	1,852	11.7%	
9050	800			UNEMPLOYMENT INSURANCE	2,000	2,000	-		
9060	800			HEALTH INSURANCE	621,868	652,961	31,093	5.0%	
9060	801			BUYOUT - HEALTH INSURANCE	40,300	14,100	(26,200)	-65.0%	
9060	802			DENTAL INSURANCE	28,000	28,000	-		
9060	803			MEDICARE PAYMENTS	64,000	65,000	1,000	1.6%	
9060	805			SICK TIME BONUS	-	-	-		
9070	800			UNION WELFARE BENEFIT TRUST	-	-	-		
9070	801			CLOTHING ALLOWANCE	-	-	-		
9070	802			SECTION 125 BENEFITS	-	-	-		
9089	800			OTHER BENEFITS	-	-	-		
9089	490			BOCES SERVICES - EMPLOYEE ASSISTANCE	7,400	7,696	296	4.0%	
9089	809			ADMINISTRATIVE FEES - 403B	2,000	2,000	-		
9098	999			TOTAL EMPLOYEE BENEFITS	1,007,087	1,023,968	16,881	1.7%	
TOTAL ADMINISTRATIVE					3,984,506	3,906,222	(78,284)	-1.96%	
ADMINISTRATIVE DECREASE							-1.96%		

FUNC	OBJ	LOC	DEPT	PINE PLAINS CENTRAL SCHOOL DISTRICT 2023-2024 Proposed Budget	2022-2023 FINAL	2023-2024 ADOPTED	Change from	Percent	COMMENTS
				Description	BUDGET	BUDGET	2022-2023	Change	
PROGRAM BUDGET									
2110				Teaching, Regular School					
2110	100			SALARIES, TEACHERS, PRE-K	199,524	201,964	2,440	1.2%	
2110	120			SALARIES, TEACHERS, K-3	1,080,000	1,194,168	114,168	10.6%	
2110	121			SALARIES, TEACHING ASSISTANTS K-6	60,784	84,345	23,561	38.8%	
2110	122			SALARIES, TEACHERS, 4-6	1,299,500	1,194,617	(104,883)	-8.1%	
2110	130			SALARIES, TEACHERS, SECONDARY	3,626,700	3,774,499	147,799	4.1%	
2110	131			SALARIES, TEACHING ASSTS, SECONDARY	31,310	44,310	13,000	41.5%	
2110	133			SALARIES, DETENTION	2,000	2,000	-		
2110	134			SALARIES, EXTRA COVERAGE, SECONDARY	60,000	65,000	5,000	8.3%	
2110	135			SALARIES, HOME TEACHING	65,000	65,000	-		
2110	140			SALARIES, SUBSTITUTE TEACHERS	115,000	120,000	5,000	4.3%	
2110	141			SALARIES, TEACHING ASST SUBSTITUTES	6,000	6,000	-		
2110	153			SALARIES, DATA SUPERVISOR STIPEND	4,300	4,475	175	4.1%	
2110	155			SALARIES, DATA PROTECTION OFFICER STIPEN	-	5,545	5,545	-	
2110	156			SALARY, DIR HEALTH / PHYS ED / ATHLETICS	76,250	78,800	2,550	3.3%	
2110	156			SALARY, DIR HEALTH / PE / ATH - LONGEVITY	3,450	6,900	3,450	100.0%	
2110	160			SALARIES, TEACHER AIDES	320,150	338,600	18,450	5.8%	
2110	160	6		SALARIES, TEACHER AIDES, O.T.	3,000	3,000	-		
2110	160	7		SALARIES, LONGEVITY	8,700	8,500	(200)	-2.3%	
2110	161			SALARIES, TEACHER AIDE SUBSTITUTES	10,500	9,500	(1,000)	-9.5%	
2110	163			SALARIES, DATA ADMINISTRATOR STIPEND	5,200	5,408	208	4.0%	
2110	200			EQUIPMENT, DISTRICT WIDE	5,000	5,000	-		
2110	200	1		EQUIPMENT, JR/SR HS	10,500	10,000	(500)	-4.8%	
2110	200	1	18	EQUIPMENT, PHYSICAL EDUCATION	-	-	-		
2110	200	1	22	EQUIPMENT, MUSIC / THEATER	-	-	-		
2110	200	1	23	EQUIPMENT, SCIENCE	-	-	-		
2110	200	1	26	EQUIPMENT, TECH ED, JR/SR HS	-	-	-		
2110	200	3		EQUIPMENT, SEYMOUR SMITH	-	-	-		
2110	200	4		EQUIPMENT, COLD SPRING	5,000	5,000	-		
2110	200	9		EQUIPMENT, PRE-K	-	-	-		
2110	400			CONTRACTUAL, DISTRICT WIDE	25,000	22,500	(2,500)	-10.0%	
2110	401			EMERGENCY CONTACT SYSTEM	-	-	-		
2110	405			SCHOOL RESOURCE OFFICER	102,000	105,000	3,000	2.9%	
2110	400	1		CONTRACTUAL, JR/SR HS	2,500	2,500	-		
2110	400	1	9	CONTRACTUAL, JR/SR HS - ONLINE LEARNING	10,000	10,000	-		
2110	400	1	10	CONTRACTUAL, JR/SR HS GRADUATION	4,500	4,500	-		
2110	400	1	22	CONTRACTUAL EXPENSE, MUSIC / THEATER	1,000	1,000	-		
2110	400	3		CONTRACTUAL EXPENSE, SEYMOUR SMITH	650	650	-		
2110	400	4		CONTRACTUAL EXPENSE, COLD SPRING	650	650	-		
2110	406	1		SOFTWARE & SUPPORT, JR/SR HS	500	500	-		
2110	406	3		SOFTWARE & SUPPORT, SEYMOUR SMITH	-	-	-		
2110	406	4		SOFTWARE & SUPPORT, COLD SPRING	-	-	-		
2110	408			CONTRACTUAL, CHINESE LANGUAGE PROG	-	-	-		
2110	420	1		EQUIPMENT REPAIRS, JR/SR HS	6,500	6,500	-		
2110	420	3		EQUIPMENT REPAIRS, SEYMOUR SMITH	500	500	-		
2110	420	4		EQUIPMENT REPAIRS, COLD SPRING	500	500	-		
2110	430	1		TRAVEL & CONFERENCE, JR/SR HS	7,000	7,000	-		
2110	430	3		TRAVEL & CONFERENCE, SEYMOUR SMITH	1,000	1,000	-		
2110	430	4		TRAVEL & CONFERENCE, COLD SPRING	1,910	1,910	-		
2110	435			MILEAGE, HOME TEACHING	1,000	1,000	-		
2110	450			MATERIAL & SUPPLIES, DISTRICT-WIDE	5,000	5,300	300	6.0%	
2110	450	1		MATERIAL & SUPPLIES, JR/SR HS	9,000	9,000	-		
2110	450	1	11	MATERIAL & SUPPLIES, AGRICULTURE	2,000	2,000	-		
2110	450	1	12	MATERIAL & SUPPLIES, ART	13,500	13,500	-		
2110	450	1	15	MATERIAL & SUPPLIES, ENGLISH	2,250	2,250	-		
2110	450	1	16	MATERIAL & SUPPLIES, FOREIGN LANGUAGE	750	750	-		
2110	450	1	17	MATERIAL & SUPPLIES, HEALTH	1,500	1,500	-		
2110	450	1	18	MATERIAL & SUPPLIES, PHYS EDUCATION	3,500	3,500	-		
2110	450	1	21	MATERIAL & SUPPLIES, MATHEMATICS	1,500	1,500	-		
2110	450	1	22	MATERIAL & SUPPLIES, MUSIC / THEATER	15,700	15,700	-		

FUNC	OBJ	LOC	DEPT	PINE PLAINS CENTRAL SCHOOL DISTRICT 2023-2024 Proposed Budget	2022-2023 FINAL	2023-2024 ADOPTED	Change from	Percent	COMMENTS
				Description	BUDGET	BUDGET	2022-2023	Change	
2110	450	1	23	MATERIAL & SUPPLIES, JR/SR HS SCIENCE	11,200	12,200	1,000	8.9%	
2110	450	1	25	MATERIAL & SUPPLIES, SOC STUDIES	2,200	2,200	-		
2110	450	1	26	MATERIAL & SUPPLIES, JR/SR HS TECH ED	16,000	15,000	(1,000)	-6.3%	
2110	450	1	28	MAT & SUPPL, FAMILY & CONSUMER SCIENCES	2,000	2,000	-		
2110	450	3		MATERIAL & SUPPLIES, SEYMOUR SMITH	21,325	21,325	-		
2110	450	4		MATERIAL & SUPPLIES, COLD SPRING	19,000	19,000	-		
2110	450	9		MATERIAL & SUPPLIES, PRE-K	5,000	5,000	-		
2110	480	1		TEXTBOOKS, JR/SR HS	27,500	27,500	-		
2110	480	3		TEXTBOOKS, SEYMOUR SMITH	22,150	22,150	-		
2110	480	4		TEXTBOOKS, COLD SPRING	25,000	25,000	-		
2110	481			TEXTBOOKS, PRIVATE SCHOOLS	-	-	-		
2110	490			BOCES SERVICES, REGULAR ED	259,000	273,355	14,355	5.5%	
2110	490	123		BOCES ARTS IN ED - PERFORMANCES	12,000	12,480	480	4.0%	
2110	999			Total Teaching, Regular School	7,640,153	7,890,551	250,398	3.3%	
2111				Academic Intervention					
2111	150			SALARIES, TEACHERS, ACAD. INTERVENTION	685,000	582,264	(102,736)	-15.0%	
2111	160			SALARIES, TEACHER AIDES, ACAD INTERV.	-	-	-		
2111	400			CONTRACTUAL, AC INTERVENTION	4,000	4,000	-		
2111	430			TRAVEL & CONFERENCES, AC INTERVENTION	500	500	-		
2111	450			MATERIAL & SUPPLIES, AC INTERVENTION	4,000	4,000	-		
2111	480			TEXTBOOKS, ACAD INTERVENTION	10,000	10,000	-		
2111	490			BOCES SERVICES	-	-	-		
2111	999			Total Academic Intervention	703,500	600,764	(102,736)	-14.6%	
2250				Special Education Programs					
2250	135			SALARIES, HOME TEACHING, SPECIAL EDUCATI	40,000	40,000	-		
2250	150			SALARIES, TEACHERS, SPECIAL EDUCATION	1,079,173	1,094,353	15,180	1.4%	
2250	151			SALARIES, TEACHING ASSTS, SPECIAL ED	333,800	340,852	7,052	2.1%	
2250	152			SALARIES, SPEECH	282,000	289,449	7,449	2.6%	
2250	153			SALARIES, CSE TESTING	2,000	2,000	-		
2250	154			SALARIES, SIXTH ASSMT, SPECIAL ED	-	-	-		
2250	160			SALARIES, TEACHER AIDES, SPECIAL ED	67,449	68,400	951	1.4%	
2250	160	6		SALARIES, TEACHER AIDES, SPECIAL ED, OT	-	-	-		
2250	160	7		SALARIES, TEACHER AIDES - LONGEVITY	3,702	4,200	498	13.5%	
2250	200			EQUIPMENT, SPECIAL EDUCATION	10,000	10,000	-		
2250	400			CONTRACTUAL EXPENSE, SPECIAL ED	30,000	60,000	30,000	100.0%	
2250	401			HEARING EXPENSE	10,000	10,000	-		
2250	407			EVALUATIONS, SPECIAL ED	10,000	10,000	-		
2250	412			CONTRACTUAL EXP., OT/PT	190,000	199,000	9,000	4.7%	
2250	413			CONTRACTUAL EXP., SPEECH	15,000	10,000	(5,000)	-33.3%	
2250	414			CONTRACTUAL, WORK STUDY STIPENDS	-	-	-		
2250	430			TRAVEL & CONFERENCES, SPECIAL ED	4,000	4,000	-		
2250	435			MILEAGE, HOME TEACHING - SPECIAL ED	3,200	3,200	-		
2250	450			MATERIAL & SUPPLIES, SPECIAL ED	30,000	30,000	-		
2250	471			TUITION CHARGES: PUBLIC SCHOOLS	25,000	25,000	-		
2250	472			TUITION CHARGES: OTHER SCHOOLS	1,150,000	1,177,410	27,410	2.4%	
2250	480			TEXTBOOKS, SPECIAL ED	5,000	5,000	-		
2250	490			BOCES SERVICES, SPECIAL EDUCATION	761,650	803,492	41,842	5.5%	
2250	999			Total Special Education Programs	4,051,974	4,186,357	134,383	3.3%	
2280				Career and Technical Institute (BOCES CTI)					
2280	490			BOCES SVCS, CAREER & TECHNICAL INST	512,500	560,075	47,575	9.3%	
2280	999			Total Career & Technical Institute	512,500	560,075	47,575	9.3%	
2330				Special Schools					
2330	150			SALARIES, PRINCIPALS, SUMMER SCHOOL	6,800	6,800	-		
2330	150			SALARIES, SUMMER SCHOOL	-	5,300	5,300	-	
2330	400			CONTRACTUAL, SUMMER SCHOOL	2,500	2,500	-		
2330	450			MATERIALS & SUPPLIES, SUMMER SCHOOL	-	-	-		
2330	480			TEXTBOOKS, SUMMER SCHOOL	2,000	2,000	-		
2230	999			Total Special Schools	11,300	16,600	5,300	46.9%	

FUNC	OBJ	LOC	DEPT	PINE PLAINS CENTRAL SCHOOL DISTRICT 2023-2024 Proposed Budget	2022-2023 FINAL	2023-2024 ADOPTED	Change from	Percent	COMMENTS
				Description	BUDGET	BUDGET	2022-2023	Change	
2610				School Library					
2610	150			SALARIES, LIBRARIAN	174,000	181,026	7,026	4.0%	
2610	151			SALARIES, TEACHING ASST, LIBRARY	33,445	34,679	1,234	3.7%	
2610	160	6		SALARIES, TEACHING ASST, LIBRARY, OT	-	-	-		
2610	200	1		EQUIPMENT, LIBRARY, JR/SR HS	-	-	-		
2610	200	3		EQUIPMENT, LIBRARY, SS.	-	-	-		
2610	200	4		EQUIPMENT, LIBRARY, CS	-	-	-		
2610	400	1		CONTRACTUAL EXP. - LIBRARY, JR/SR HS	100	100	-		
2610	400	3		CONTRACTUAL EXP. - LIBRARY, SS	100	100	-		
2610	400	4		CONTRACTUAL, LIBRARY, CS	100	100	-		
2610	420			EQUIPMENT REPAIRS, LIBRARY, DIST-WIDE	-	-	-		
2610	421			MAINTENANCE. AGREEMT., COPIER, LIBRARY	-	-	-		
2610	430			TRAVEL & CONF., LIBRARY, DISTRICT-WIDE	400	400	-		
2610	450	1		MATERIALS & SUPPLIES, LIBRARY, JR/SR HS	3,200	3,200	-		
2610	450	3		MATERIALS & SUPPLIES, LIBRARY, SS	1,750	1,800	50	2.9%	
2610	450	4		MATERIAL & SUPPLIES, LIBRARY, CS	1,800	1,800	-		
2610	460	1		LIBRARY BOOKS, JR/SR HS.	5,000	5,000	-		
2610	460	3		LIBRARY BOOKS, SS	4,775	4,775	-		
2610	460	4		LIBRARY BOOKS, CS	3,000	3,000	-		
2610	461	1		PERIODICALS, LIBRARY, JR/SR HS	1,125	1,125	-		
2610	461	3		PERIODICALS, LIBRARY, SS	450	450	-		
2610	461	4		PERIODICALS, LIBRARY, CS	300	300	-		
2610	462	1		LIBRARY, ELECTRONIC MEDIA, JR/SR HS	2,600	2,600	-		
2610	462	3		LIBRARY, ELECTRONIC MEDIA, SS	850	850	-		
2610	462	4		LIBRARY, ELECTRONIC MEDIA, CS	1,075	1,075	-		
2610	490			BOCES - LIBRARY SERVICES	28,000	32,780	4,780	17.1%	
2610	999			Total School Library	262,070	275,160	13,090	5.0%	
2611				Audiovisual					
2611	200			EQUIPMENT, A-V DEPARTMENT	-	-	-		
2611	420			EQUIPMENT REPAIR: A-V	600	600	-		
2611	450			MATERIALS & SUPPLIES, A-V	6,600	6,600	-		
2611	463	1		A-V - FILM LIBRARY - JR/SR HS	500	500	-		
2611	463	3		A-V - FILM LIBRARY - SEYMOUR SMITH	-	-	-		
2611	463	4		A-V - FILM LIBRARY - COLD SPRING	-	-	-		
2611	999			Total Audiovisual	7,700	7,700	-		
2630				Instructional Technology					
2630	151			SALARIES, TEACHING ASSISTANTS, IT	40,947	42,004	1,057	2.6%	
2630	161			SALARY, NETWORK SPECIALIST	89,325	93,124	3,799	4.3%	
2630	162			SALARY INSTR TECHNOLOGY, CLERICAL	48,795	52,782	3,987	8.2%	
2630	163			SALARY INSTR TECHNOLOGY, TECHNICIAN	63,336	65,020	1,684	2.7%	
2630	220			COMPUTER HARDWARE, IT	210,000	225,000	15,000	7.1%	
2630	400			CONTRACTUAL EXPENSE, IT	70,000	70,000	-		
2630	405			DISTRICT WEB SITE - ANNUAL FEE	4,000	4,000	-		
2630	450			MATERIALS & SUPPLIES, IT	17,000	18,000	1,000	5.9%	
2630	451			M&S - PRINTER CARTRIDGES, DISTRICT-WIDE	10,500	10,500	-		
2630	456			M&S - BULBS / PARTS, DISTRICT-WIDE	1,000	-	(1,000)	-100.0%	
2630	463			COMPUTER SOFTWARE - IT	6,000	6,000	-		
2630	460	1		INSTRUCTIONAL SOFTWARE - JR/SR HS	5,000	5,000	-		
2630	460	3		INSTRUCTIONAL SOFTWARE - SS	6,000	6,000	-		
2630	460	4		INSTRUCTIONAL SOFTWARE - CS	3,500	3,500	-		
2630	460	5		INSTRUCTIONAL SOFTWARE - AI / SPED	10,000	10,000	-		
2630	490			BOCES SERVICES, IT	456,000	506,556	50,556	11.1%	
2630	492			BOCES - HARDWARE	-	-	-		
2630	493			BOCES - SOFTWARE	-	-	-		
2630	999			Total Instructional Technology	1,041,403	1,117,486	76,083	7.3%	
				<u>PUPIL SERVICES</u>					
2805				Attendance Services					
2805	160			SALARY, RECEPTIONIST/ TYPIST	31,968	33,270	1,302	4.1%	
2805	160	7		SALARY, RECEPTIONIST/ TYPIST - LONGEVITY	2,292	3,000	708	30.9%	
2805	165			JR/SR HS SUBSTITUTE CALLING	-	4,393	4,393	-	
2805	450			MATERIALS & SUPPLIES, ATTENDANCE	300	300	-		
2805	999			Total Attendance Services	34,560	40,963	6,403	18.5%	

FUNC	OBJ	LOC	DEPT	PINE PLAINS CENTRAL SCHOOL DISTRICT 2023-2024 Proposed Budget	2022-2023 FINAL	2023-2024 ADOPTED	Change from	Percent	COMMENTS
				Description	BUDGET	BUDGET	2022-2023	Change	
2810				Guidance Services					
2810	150			SALARIES, GUIDANCE COUNSELORS	295,500	308,032	12,532	4.2%	
2810	160			SALARIES, GUIDANCE CLERICAL	47,377	50,497	3,120	6.6%	
2810	160	7		SALARIES, GUIDANCE CLERICAL - LONGEVITY	-	-	-		
2810	200			EQUIPMENT, GUIDANCE	-	-	-		
2810	400			CONTRACTUAL EXPENSE, GUIDANCE	500	500	-		
2810	430			TRAVEL & CONFERENCES, GUIDANCE	200	200	-		
2810	450			MATERIALS & SUPPLIES, GUIDANCE	2,200	2,000	(200)	-9.1%	
2810	999			Total Guidance Services	345,777	361,229	15,452	4.5%	
2815				Health Services					
2815	160			SALARIES, NURSES	161,750	186,975	25,225	15.6%	
2815	160	6		SALARIES, NURSES - OT	2,500	2,500	-		
2815	161			SALARIES, NURSE SUBSTITUTES	7,000	6,000	(1,000)	-14.3%	
2815	162			SALARY, HEALTH AIDES	78,175	30,513	(47,662)	-61.0%	
2815	200			EQUIPMENT, HEALTH OFFICE	-	2,000	2,000	-	
2815	400			CONTRACTUAL EXPENSE, HEALTH OFFICE	1,300	1,300	-		
2815	404			HEALTH SERVICES TO OTHER DISTRICTS	75,000	75,000	-		
2815	430			TRAVEL & CONFERENCES, NURSES	1,000	1,000	-		
2815	449			PHYSICIAN'S SERVICES, DISTRICT-WIDE	17,500	17,500	-		
2815	450			MATERIAL & SUPPLIES, HEALTH OFFICE	20,000	25,000	5,000	25.0%	
2815	999			Total Health Services	364,225	347,788	(16,437)	-4.5%	
2820				Psychological Services					
2820	155			SALARIES, PSYCHOLOGISTS	137,282	139,684	2,402	1.8%	
2820	400			CONTRACTUAL, PSYCHOLOGISTS	500	500	-		
2820	430			TRAVEL & CONFERENCES, PSYCHOLOGISTS	1,500	1,500	-		
2820	450			MATERIAL & SUPPLIES, PSYCHOLOGISTS	1,000	1,000	-		
2820	999			Total Psychological Services	140,282	142,684	2,402	1.7%	
2825				Social Work Services					
2825	150			Salary, School Social Worker	226,754	139,684	(87,070)	-38.4%	
2825	412			CONTRACT, MENTAL HEALTH CLINIC - ASTOR	183,550	100,000	(83,550)	-45.5%	
2825	430			TRAVEL & CONFERENCES, SOCIAL WRK	1,500	1,500	-		
2825	450			MATERIAL & SUPPLIES, SOCIAL WRK	250	250	-		
2825	999			Total Social Work Services	412,054	241,434	(170,620)	-41.4%	
2850				Co-curricular Activities					
2850	153			SALARIES, CO-CURRICULAR ADVISORS	108,000	106,899	(1,101)	-1.0%	
2850	163			SALARIES, CO-CURR ADVISORS (Non-Certified)	6,884	7,985	1,101	16.0%	
2850	208			EQUIPMENT, Lego Robotics	-	-	-		
2850	400			CONTRACTUAL, MUSIC/THEATER	1,900	1,900	-		
2850	408			CONTRACTUAL, Lego Robotics	900	900	-		
2850	418			CONTRACTUAL, CHINA EXCHANGE	-	-	-		
2850	450			MATERIAL & SUPPLIES, CO-CURRICULAR	500	500	-		
2850	458			MATERIAL & SUPPLIES, Lego Robotics	3,975	3,975	-		
2850	999			Total Co-curricular Activities	122,159	122,159	-		
2855				Interscholastic Athletics					
2855	153	1	31	COACHES, BASEBALL-BOYS	12,209	12,209	-		
2855	153	1	32	COACHES, BASKETBALL-BOYS	12,449	12,449	-		
2855	153	1	33	COACHES, BASKETBALL-GIRLS	12,449	12,449	-		
2855	153	1	34	COACHES, CHEERLEADING	1,765	1,765	-		
2855	153	1	35	COACHES, CROSS COUNTRY	4,365	4,365	-		
2855	153	1	36	COACHES, FIELD HOCKEY-GIRLS	8,503	8,503	-		
2855	153	1	37	SALARIES, COACHES-FOOTBALL	19,861	19,861	-		
2855	153	1	38	COACHES, GOLF	-	4,797	4,797	-	
2855	153	1	39	COACHES, SOCCER-BOYS	8,503	3,706	(4,797)	-56.4%	
2855	153	1	40	COACHES, SOCCER-GIRLS	8,503	8,503	-		
2855	153	1	41	COACHES, SOFTBALL-GIRLS	12,209	12,209	-		
2855	153	1	42	COACHES, TENNIS	4,365	4,365	-		
2855	153	1	43	COACHES, TRACK & FIELD-SPRING	12,209	12,209	-		
2855	153	1	44	COACHES, TRACK & FIELD-WINTER	12,209	12,209	-		
2855	153	1	45	COACHES, VOLLEYBALL-GIRLS	12,209	12,209	-		
2855	153	1	47	COACHES, LACROSSE	3,706	3,706	-		
2855	153	1	50	ADVISOR, UNIFIED BASKETBALL	2,060	2,060	-		
2855	154	1	32	GAME STAFF, BASKETBALL-BOYS	4,000	4,000	-		

FUNC	OBJ	LOC	DEPT	PINE PLAINS CENTRAL SCHOOL DISTRICT 2023-2024 Proposed Budget	2022-2023 FINAL	2023-2024 ADOPTED	Change from	Percent	COMMENTS
				Description	BUDGET	BUDGET	2022-2023	Change	
2855	154	1	33	GAME STAFF, BASKETBALL-GIRLS	3,200	3,200	-		
2855	154	1	37	GAME STAFF, FOOTBALL	2,350	2,350	-		
2855	154	1	45	GAME STAFF, VOLLEYBALL-GIRLS	1,800	1,800	-		
2855	154	1		GAME STAFF, ADDITIONAL SPORTS	4,700	4,700	-		
2855	160			SALARY, ATHLETICS - CLERICAL	44,061	45,665	1,604	3.6%	
2855	160	7		SALARY, ATHLETICS - CLERICAL, LONGEVITY	4,417	4,550	133	3.0%	
2855	200			EQUIPMENT, SPORTS	9,000	9,000	-		
2855	200	1	31	EQUIPMENT, BASEBALL-BOYS	-	-	-		
2855	200	1	32	EQUIPMENT, BASKETBALL-BOYS	-	-	-		
2855	200	1	33	EQUIPMENT, BASKETBALL-GIRLS	-	-	-		
2855	200	1	36	EQUIPMENT, FIELD HOCKEY-GIRLS	-	-	-		
2855	200	1	37	EQUIPMENT, FOOTBALL-BOYS	-	-	-		
2855	200	1	39	EQUIPMENT, SOCCER-BOYS	-	-	-		
2855	200	1	40	EQUIPMENT, SOCCER-GIRLS	-	-	-		
2855	200	1	41	EQUIPMENT, SOFTBALL-GIRLS	-	-	-		
2855	200	1	42	EQUIPMENT, TENNIS	-	-	-		
2855	200	1	43	EQUIPMENT, TRACK & FIELD-SPRING	-	-	-		
2855	200	1	44	EQUIPMENT, TRACK & FIELD-WINTER	-	-	-		
2855	200	1	45	EQUIPMENT, VOLLEYBALL	-	-	-		
2855	400			CONTRACTUAL, SPORTS	10,500	10,500	-		
2855	400			ATHLETICS - TRAINING / SPORTS MED SVCS	48,553	50,303	1,750	3.6%	
2855	405			LEAGUE DUES, SPORTS	5,000	5,000	-		
2855	407	1	32	CONTRACTUAL GAME STAFF, BB BOYS	-	-	-		
2855	407	1	33	CONTRACTUAL GAME STAFF, BB GIRLS	-	-	-		
2855	407	1	37	CONTRACTUAL GAME STAFF, FOOTBALL	-	-	-		
2855	407	1	45	CONTRACTUAL GAME STAFF, VOLLEYBALL	-	-	-		
2855	416			ENTRY FEES, SPORTS	2,000	2,000	-		
2855	422	1		EQUIPMT RECONDITIONING, OTHER SPORTS	8,000	8,000	-		
2855	422	1	37	EQUIPMENT RECONDITIONING, FOOTBALL	-	-	-		
2855	430	1		TRAVEL & CONFERENCES, DIR OF ATHLETICS	2,000	2,000	-		
2855	431	1		TRAVEL & CONF, ATHLETICS (COACHES)	-	-	-		
2855	448	1		CPR TRAINING	1,500	1,500	-		
2855	450	1		MATERIAL & SUPPL-SPORTS, ALL	19,550	19,550	-		
2855	450	1	1	MATERIAL & SUPPL-ATHLETIC TRAINER	-	-	-		
2855	450	1	31	MATERIAL & SUPPL-BASEBALL-BOYS	-	-	-		
2855	450	1	32	MATERIAL & SUPPL-BASKETBALL-BOYS	-	-	-		
2855	450	1	33	MATERIAL & SUPPL-BASKETBALL-GIRL	-	-	-		
2855	450	1	34	MATERIAL & SUPPL-CHEERLEADING	-	-	-		
2855	450	1	35	MATERIAL & SUPPL-CROSS COUNTRY	-	-	-		
2855	450	1	36	MATERIAL & SUPPL-FIELD HOCKEY-GIRLS	-	-	-		
2855	450	1	37	MATERIAL & SUPPL-FOOTBALL-BOYS	-	-	-		
2855	450	1	38	MATERIAL & SUPPL-GOLF	-	-	-		
2855	450	1	39	MATERIAL & SUPPL-SOCCER-BOYS	-	-	-		
2855	450	1	40	MATER. & SUPPL-SOCCER-GIRLS	-	-	-		
2855	450	1	41	MATERIAL & SUPPL-SOFTBALL-GIRLS	-	-	-		
2855	450	1	42	MATERIAL & SUPPL-TENNIS	-	-	-		
2855	450	1	43	MATER. & SUPP-TRACK & FIELD-SPRING	-	-	-		
2855	450	1	44	MATER. & SUPP-TRACK & FIELD-WINTER	-	-	-		
2855	450	1	45	MATERIAL & SUPPL-VOLLEYBALL-GIRL	-	-	-		
2855	450	1	47	MATERIAL & SUPPL-LACROSSE	-	-	-		
2855	450	1	50	MATERIAL & SUPPL-UNIFIED BASKETBALL	-	-	-		
2855	451	1	31	UNIFORMS-BASEBALL-BOYS	7,900	7,900	-		
2855	451	1	32	UNIFORMS-BASKETBALL-BOYS	-	-	-		
2855	451	1	33	UNIFORMS-BASKETBALL-GIRLS	-	-	-		
2855	451	1	34	UNIFORMS-CHEERLEADING	-	-	-		
2855	451	1	35	UNIFORMS-CROSS COUNTRY	-	-	-		
2855	451	1	36	UNIFORMS-FIELD HOCKEY-GIRLS	-	-	-		
2855	451	1	37	UNIFORMS-FOOTBALL-BOYS	-	-	-		
2855	451	1	39	UNIFORMS-SOCCER-BOYS	-	-	-		
2855	451	1	40	UNIFORMS-SOCCER-GIRLS	-	-	-		
2855	451	1	41	UNIFORMS-SOFTBALL-GIRLS	-	-	-		
2855	451	1	42	UNIFORMS-TENNIS-BOYS	-	-	-		
2855	451	1	43	UNIFORMS-TRACK & FIELD, SPRING	-	-	-		
2855	451	1	44	UNIFORMS-TRACK & FIELD - WINTER	-	-	-		
2855	451	1	45	UNIFORMS-VOLLEYBALL-GIRLS	-	-	-		
2855	451	1	50	UNIFORMS-UNIFIED BASKETBALL	-	-	-		
2855	490			BOCES SERVICES, ATHLETICS	56,000	65,790	9,790	17.5%	
2855	999			Total Interscholastic Athletics	382,105	395,382	13,277	3.5%	

FUNC	OBJ	LOC	DEPT	PINE PLAINS CENTRAL SCHOOL DISTRICT 2023-2024 Proposed Budget	2022-2023 FINAL	2023-2024 ADOPTED	Change from	Percent	COMMENTS
				Description	BUDGET	BUDGET	2022-2023	Change	
55XX				<u>PUPIL TRANSPORTATION</u>					
5510				District Transportation Services					
5510	160			SALARIES, BUS DRIVERS	1,050,000	1,092,000	42,000	4.0%	
5510	160	SUM		SALARIES, BUS DRIVERS - SUMMER	40,000	40,000			
5510	160	6		SALARIES, BUS DRIVERS - OT	32,000	32,000	-		
5510	160	7		SALARIES, BUS DRIVERS - LONGEVITY	56,500	65,000	8,500	15.0%	
5510	161			SALARIES, SUBSTITUTE DRIVERS	10,000	10,000	-		
5510	162			SALARIES, EXTRA TIME	15,000	15,000	-		
5510	162	5		SALARIES, EXTRA TIME - ATHLETICS	20,000	20,000	-		
5510	162	8		SALARIES, EXTRA TIME - FIELD TRIPS	15,000	15,000	-		
5510	166			SALARY, HEAD BUS DRIVER	51,900	53,900	2,000	3.9%	
5510	166	7		SALARY, HEAD BUS DRIVER, LONGEVITY	2,998	5,000	2,002	66.8%	
5510	165			SALARY, TRANSPORTATION SUPERVISOR	-	73,706	73,706	-	
5510	165	7		SALARY, TRANSPORTATION SUPERVISOR-LONG	-	2,998	2,998	-	
5510	200			EQUIPMENT, TRANSPORTATION	-	-	-		
5510	400			CONTRACTUAL EXPENSE, TRANSPORTATION	12,000	20,000	8,000	66.7%	
5510	401			CONTRACTUAL EXPENSE, BUS WASH SYSTEM	6,000	15,000	9,000	150.0%	
5510	402			INSURANCE: BUS FLEET	81,900	85,200	3,300	4.0%	
5510	403			DMV FEES	600	600	-		
5510	405			CONTRACTUAL - SCHOOL WORLD	1,700	1,700	-		
5510	420			EQUIPMENT REPAIR, TRANSPORTATION	15,000	15,000	-		
5510	421			MAINTENANCE AGREEMENTS-FUEL SYSTEM	1,300	1,300	-		
5510	422			MAINTENANCE AGREEMENTS-RADIOS	30,000	30,000	-		
5510	430			TRAVEL & CONFERENCE, TRANSPORTATION	2,000	2,000	-		
5510	448			TELEPHONE REPAIR	-	-	-		
5510	449			PHYSICIAN'S SERVICES, TRANSPORTATION	9,000	12,000	3,000	33.3%	
5510	500			MATERIALS & SUPPLIES, TRANSPORTATION	5,000	5,000	-		
5510	502			PARTS, TRANSPORTATION	60,000	100,000	40,000	66.7%	
5510	503			GAS/DIESEL FUEL, TRANSPORTATION	225,000	225,000	-		
5510	504			MOTOR OIL, TRANSPORTATION	5,000	4,000	(1,000)	-20.0%	
5510	505			TIRES, TRANSPORTATION	28,000	35,000	7,000	25.0%	
5510	999			Total District Transportation Services	1,775,898	1,976,404	200,506	11.3%	
5530				Transportation Building					
5530	160			SALARIES, MECHANICS	125,000	128,826	3,826	3.1%	
5530	160	6		SALARIES, MECHANICS - OT	11,500	11,500	-		
5530	160	7		SALARIES, MECHANICS - LONGEVITY	3,512	4,013	501	14.3%	
5530	161	6		SALARIES, SNOW REMOVAL/MAINT - OT	-	-	-		
5530	400			CONTRACTUAL	-	-	-		
5530	419			UNIFORM CLEANING	4,000	4,500	500	12.5%	
5530	426			REPAIRS: TRANSPORTATION FACILITY	1,000	1,000	-		
5530	430			TRAVEL & CONFERENCE	500	500	-		
5530	441			UTILITIES - ELECTRICITY	25,000	35,000	10,000	40.0%	
5530	443			UTILITIES - PROPANE	18,000	20,000	2,000	11.1%	
5530	444			WATER	5,000	5,000	-		
5530	445			SEPTIC SYSTEM	500	500	-		
5530	446			RUBBISH REMOVAL	7,500	7,700	200	2.7%	
5530	447			TELEPHONE	500	500	-		
5530	448			TELEPHONE REPAIRS	-	-	-		
5530	450			MATERIALS & SUPPLIES: TRANS FACILITY	-	-	-		
5530	999			Total Transportation Building	202,012	219,039	17,027	8.4%	
5540				Contract Transportation					
5540	400			CONTRACT TRANSPORTATION	2,000	2,000	-		
5540	490			BOCES - COOPERATIVE TRANSPORTATION	161,000	195,000	34,000	21.1%	
5540	999			Total Contract Transportation	163,000	197,000	34,000	20.9%	

FUNC	OBJ	LOC	DEPT	PINE PLAINS CENTRAL SCHOOL DISTRICT 2023-2024 Proposed Budget	2022-2023 FINAL	2023-2024 ADOPTED	Change from	Percent	COMMENTS
				Description	BUDGET	BUDGET	2022-2023	Change	
90XX				<u>EMPLOYEE BENEFITS</u>					
9010	800			N.Y.S. EMPLOYEE RETIREMENT	408,593	502,388	93,795	23.0%	
9020	800			N.Y.S. TEACHERS RETIREMENT	1,163,906	1,063,603	(100,303)	-8.6%	
9030	800			SOCIAL SECURITY	1,062,007	1,066,720	4,713	0.4%	
9040	490			BOCES SERVICES - EMPLOYEE BENEFITS	-	-	-		
9040	800			WORKERS COMPENSATION	133,165	137,295	4,130	3.1%	
9050	800			UNEMPLOYMENT INSURANCE	16,900	16,800	(100)	-0.6%	
9060	800			HEALTH INSURANCE	6,505,665	6,767,503	261,838	4.0%	
9060	801			BUYOUT - HEALTH INSURANCE	75,400	101,600	26,200	34.7%	
9060	802			DENTAL INSURANCE	31,500	45,000	13,500	42.9%	
9060	803			MEDICARE PAYMENTS	-	-	-		
9060	805			SICK TIME BONUS	16,000	9,000	(7,000)	-43.8%	
9070	800			UNION WELFARE BENEFIT TRUST	180,000	190,000	10,000	5.6%	
9070	801			CLOTHING ALLOWANCES	-	-	-		
9070	802			SECTION 125 BENEFITS	1,200	1,500	300	25.0%	
9089	800			OTHER BENEFITS	135,000	150,000	15,000	11.1%	
9089	802			BOCES SERVICES - EMPLOYEE ASSISTANCE	-	-	-		
9089	809			ADMINISTRATIVE FEES - 403B	-	-	-		
9098	999			TOTAL EMPLOYEE BENEFITS	9,729,336	10,051,409	322,073	3.3%	
9901				<u>INTERFUND TRANSFERS</u>					
9901	950			TO SPECIAL AID FUND	42,000	42,000	-		
9901	999			TOTAL INTERFUND TRANSFERS	42,000	42,000	-		
TOTAL PROGRAM					27,944,008	28,792,184	848,176	3.04%	
PROGRAM INCREASE							3.04%		

FUNC	OBJ	LOC	DEPT	PINE PLAINS CENTRAL SCHOOL DISTRICT 2023-2024 Proposed Budget	2022-2023 FINAL	2023-2024 ADOPTED	Change from	Percent	COMMENTS
				Description	BUDGET	BUDGET	2022-2023	Change	
CAPITAL BUDGET									
1620				Operations of Plant					
1620	160			SALARIES, CUSTODIAL WORKERS	645,000	674,401	29,401	4.6%	
1620	160	6		SALARIES, CUSTODIAL WORKERS - OT	3,500	3,500	-		
1620	160	7		SALARIES, CUST WORKERS - LONGEVITY	20,500	27,000	6,500	31.7%	
1620	161			SALARIES, CUSTODIAL SUBSTITUTES	15,000	15,000	-		
1620	162			SALARY, HEAD CUSTODIAN	55,500	57,720	2,220	4.0%	
1620	162			SALARY, HEAD CUSTODIAN, OT	-	250	250	-	
1620	162	6		SALARY, HEAD CUSTODIAN - LONGEVITY	3,512	3,618	106	3.0%	
1620	163			SALARIES, SUMMER-EXTRA HELP	22,000	30,000	8,000	36.4%	
1620	200			EQUIPMENT, OPERATIONS	12,000	12,000	-		
1620	400			CONTRACTUAL, OPERATIONS	18,500	23,500	5,000	27.0%	
1620	403			FEES & LICENSES	2,000	2,000	-		
1620	421			MAINT AGREEMENTS, PHONE SYSTEM	7,160	10,760	3,600	50.3%	
1620	430			TRAVEL & CONFERENCES, OPERATIONS	1,500	1,500	-		
1620	441			ELECTRICITY, DISTRICT-WIDE	100,000	120,000	20,000	20.0%	
1620	442			FUEL OIL, DISTRICT-WIDE	120,000	140,000	20,000	16.7%	
1620	443			PROPANE FUEL - DISTRICT-WIDE	130,000	130,000	-		
1620	444			WATER	5,500	6,750	1,250	22.7%	
1620	445			SEPTIC SYSTEM	8,000	8,000	-		
1620	446			RUBBISH REMOVAL	24,500	28,000	3,500	14.3%	
1620	447			TELEPHONE, LONG DISTANCE	24,000	24,000	-		
1620	448			TELEPHONE REPAIRS	2,500	2,500	-		
1620	491			BOCES - TELECOMMUNICATIONS SERVICES	69,000	72,000	3,000	4.3%	
1620	550			MATERIAL & SUPPLIES, OPERATIONS	42,000	50,000	8,000	19.0%	
1620	552			MATERIAL & SUPPLIES, WAXES & SEALERS	-	-	-		
1620	553			MATERIAL & SUPPLIES, LAMPS & BULBS	-	-	-		
1620	554			MATERIAL & SUPPLIES, CLEANING PROD	-	-	-		
1620	560			MATERIAL & SUPPLIES, PAPER PRODUCTS	-	-	-		
1620	999			Total Operations of Plant	1,331,672	1,442,499	110,827	8.3%	
1621				Maintenance of Plant					
1621	160			SALARIES, MAINTENANCE WORKERS	215,000	225,750	10,750	5.0%	
1621	160	6		SALARIES, MAINT. WORKERS - OT	13,500	15,000	1,500	11.1%	
1621	160	7		SALARIES, MAINT. WORKERS - LONGEVITY	4,770	4,967	197	4.1%	
1621	161			SALARIES, MAINT. WORKER SUBSTITUTES	5,000	5,000	-		
1621	163			SALARIES, ASBESTOS PAY	6,500	7,000	500	7.7%	
1621	200			EQUIPMENT, PLANT MAINTENANCE	48,000	55,000	7,000	14.6%	
1621	201			EQUIPMENT, DIST-WIDE SAFETY / SECURITY	-	-	-		
1621	400			GROUNDS, CONTRACTUAL EXPENSE	18,000	18,000	-		
1621	413			RENTALS, BUILDING MAINTENANCE	1,000	1,000	-		
1621	420			EQUIPMENT REPAIRS	25,000	40,000	15,000	60.0%	
1621	421			CLOCK/SECURITY CONTRACT	12,000	12,000	-		
1621	422			DISTRICT RADIOS - LEASE/MAINTENANCE	13,200	13,200	-		
1621	423			HEATING CONTROLS MAINTENANCE	10,000	10,000	-		
1621	424			HEATING SYSTEM REPAIR	30,000	25,000	(5,000)	-16.7%	
1621	425			ELEVATOR MAINTENANCE / REPAIRS	9,500	10,300	800	8.4%	
1621	426			CONTRACTORS/BUILDING EXPENSE	30,000	30,000	-		
1621	427			ARCHITECT FEES	20,000	20,000	-		
1621	428			UNDERGROUND TANKS	4,000	4,000	-		
1621	429			CONTRACTUAL, DIST-WIDE SAFETY/SECURITY	25,000	25,000	-		
1621	430			TRAVEL & CONFERENCE	1,500	1,750	250	16.7%	
1621	450			MAT & SUP - DISTRICT WIDE SAFETY/SECURITY	4,000	5,000	1,000	25.0%	
1621	490			BOCES-SAFETY / RISK MANAGEMENT SERVICE	16,000	36,750	20,750	129.7%	
1621	491			BOCES - SHARED MAINTENANCE	-	-	-		
1621	550			MATERIAL & SUPPLIES, MAINTENANCE	49,000	57,000	8,000	16.3%	
1621	551			MATERIAL & SUPPLIES, GROUNDS	19,000	23,000	4,000	21.1%	
1621	555			MATERIAL & SUPPLIES, GLASS	-	-	-		
1621	556			MATERIAL & SUPPLIES, ELECTRICAL	-	-	-		
1621	557			MATERIAL & SUPPLIES, PAINT	-	-	-		
1621	558			MATERIAL & SUPPLIES, PLUMBING	-	-	-		
1621	559			MAT & SUPP, DIST-WIDE SAFETY / SECURITY	-	-	-		
1621	999			Total Maintenance of Plant	579,970	644,717	64,747	11.2%	
19XX				SPECIAL ITEMS					
1930	400			JUDGMENTS & CLAIMS	20,000	20,000	-		
1950	400			ASSESSMENTS ON SCHOOL PROPERTY	-	-	-		
1964	400			REFUND OF REAL PROPERTY TAXES	15,000	15,000	-		
19XX	999			TOTAL SPECIAL ITEMS	35,000	35,000	-		

FUNC	OBJ	LOC	DEPT	PINE PLAINS CENTRAL SCHOOL DISTRICT 2023-2024 Proposed Budget	2022-2023 FINAL	2023-2024 ADOPTED	Change from	Percent	COMMENTS
				Description	BUDGET	BUDGET	2022-2023	Change	
55XX				<u>TRANSPORTATION</u>					
5510	210			EQUIPMENT, BUS PURCHASES	-	-	-		
90XX				<u>EMPLOYEE BENEFITS</u>					
9010	800			N.Y.S. EMPLOYEE RETIREMENT	204,297	202,017	(2,280)	-1.1%	
9020	800			N.Y.S. TEACHERS RETIREMENT	-	-	-		
9030	800			SOCIAL SECURITY	108,108	106,081	(2,027)	-1.9%	
9040	490			BOCES SERVICES - EMPLOYEE BENEFITS	-	-	-		
9040	800			WORKERS COMPENSATION	9,511	10,000	489	5.1%	
9050	800			UNEMPLOYMENT INSURANCE	1,100	1,200	100	9.1%	
9060	800			HEALTH INSURANCE	645,188	677,447	32,259	5.0%	
9060	801			BUYOUT - HEALTH INSURANCE	14,300	14,300	-		
9060	802			DENTAL INSURANCE	10,500	12,000	1,500	14.3%	
9060	803			MEDICARE PAYMENTS	-	-	-		
9060	805			SICK TIME BONUS	16,000	16,000	-		
9070	800			UNION WELFARE BENEFIT TRUST	-	-	-		
9070	801			CLOTHING ALLOWANCES	9,000	9,500	500	5.6%	
9070	802			SECTION 125 BENEFITS	-	-	-		
9089	800			OTHER BENEFITS	-	-	-		
9089	802			BOCES SERVICES - EMPLOYEE ASSISTANCE	-	-	-		
9089	809			ADMINISTRATIVE FEES - 403B	-	-	-		
9098	999			TOTAL EMPLOYEE BENEFITS	1,018,004	1,048,546	30,542	3.0%	
97XX				<u>DEBT SERVICE</u>					
9711	600			PRINCIPAL: SERIAL BOND	-	95,000	95,000	-	
9711	601			PRINCIPAL: SERIAL BOND	-	-	-		
9711	700			INTEREST: SERIAL BOND	-	128,019	128,019	-	
9711	701			INTEREST: SERIAL BOND	-	-	-		
9731	600			PRINCIPAL, BAN	-	-	-		
9731	700			INTEREST, BAN	-	-	-		
9760	700			INTEREST, TAX ANTICIPATION NOTES	-	-	-		
9770	700			INTEREST, REV ANTICIPATION NOTE	-	-	-		
9898	999			TOTAL DEBT SERVICE	-	223,019	223,019	-	
9901				<u>INTERFUND TRANSFERS</u>					
9901	970			TO CAFETERIA FUND	110,000	130,000	20,000	18.2%	
9950	900			TO CAPITAL FUND - CAPITAL OUTLAY 100K	250,000	100,000	(150,000)	-60.0%	
9901	999			TOTAL INTERFUND TRANSFERS	360,000	230,000	(130,000)	-36.1%	
TOTAL CAPITAL					3,324,646	3,716,805	392,159	11.80%	
CAPITAL INCREASE							11.80%		
					2022-2023	2023-2024			
GRAND TOTAL					35,253,160	36,415,211			
BUDGET TO BUDGET INCREASE							1,162,051	3.30%	

Pine Plains Central School District 2023-2024 REVENUE ESTIMATE / COMPARISON	2022-2023 Revenue Budget	2023-2024 Revenue Budget	\$ Change	Percent Change
TOTAL STATE AID (BASED ON FEBRUARY 2023 LEGISLATIVE BUDGET)	8,320,592	8,425,500	104,908	1.26%
NON-TAX REVENUE	346,100	696,500	350,400	101.24%
Other Charges for Services	65,000	85,000	20,000	30.77%
Interest and Earnings	30,000	152,500	122,500	408.33%
Miscellaneous	79,000	259,000	180,000	227.85%
BOCES Refund	100,000	125,000	25,000	25.00%
Medicaid	72,100	75,000	2,900	4.02%
TOTAL STATE AID + NON-TAX REVENUE	8,666,692	9,122,000	455,308	5.25%
Real Property Taxes (including STAR)	25,466,368	26,173,111	706,743	2.80%
Penalties and Interest on Taxes	45,000	45,000	0	0.00%
Appropriated Fund Balance	1,075,100	1,075,100	0	0.00%
TOTAL REVENUE	35,253,160	36,415,211	1,162,051	3.30%

PROPERTY TAX REPORT CARD

PINE PLAINS CENTRAL SCHOOL DISTRICT	BUDGETED 2022-2023	PROPOSED BUDGET 2023-2024	PERCENT CHANGE
Total Budgeted Amount, not including Separate Propositions	\$35,253,160	\$36,415,211	3.30%
A. Proposed Tax Levy to Support the Total Budgeted Amount	\$25,466,368	\$26,173,111	2.78%
B. Tax Levy to Support Library Debt, if Applicable	\$0	\$0	
C. Tax Levy for Non-Excludable Propositions, if Applicable	\$0	\$0	
D. Total Tax Cap Reserve Amount Used to Reduce Current Year Levy, if Applicable	\$0	\$0	
E. Total Proposed School Year Tax Levy (A + B + C - D)	\$25,466,368	\$26,173,111	
F. Permissible Exclusions to the School Tax Levy Limit	\$0	\$0	
G. School Tax Levy Limit. <u>Excluding</u> Levy for Permissible Exclusions	\$25,466,368	\$26,173,111	
H. Total Proposed Tax Levy for School Purposes, <u>Excluding</u> Levy for Library Debt and/or Permissible Exclusions (E - B - F + B)	\$25,466,368	\$26,173,111	
I. Difference (G-H); (Negative value requires 60.0% voter approval)	\$0	\$0	
Public School Enrollment	827	809	-2.18%
Consumer Price Index (CPI)			8.00%
	ACTUAL 2022-2023	ESTIMATED 2023-2024	
Adjusted Restricted Fund Balance	\$7,050,575	\$7,150,575	
Assigned Appropriated Fund Balance	\$1,379,093	\$1,200,000	
Adjusted Unrestricted Fund Balance	\$1,410,126	\$1,456,208	
Adjusted Unrestricted Fund Balance, as a Percent of the Total Budget	4.00%	4.00%	

SCHEDULE OF RESERVE FUNDS

Reserve Type	Reserve Name	Reserve Description	3/31/23 Actual Balance	6/30/24 Estimated Ending Balance	Intended Use of the Reserve in the 2023-2024 School Year
Capital	DWRRC 2019	To pay the cost of any object or purpose for which bonds may be issued.	\$13,594	\$13,594	No planned use in 2023-24
Capital	DWRRC 2021	To pay the cost of any object or purpose for which bonds may be issued.	\$2,633,481	\$2,633,481	No planned use in 2023-24
Capital	BUS RESERVE	For the cost of any object or purpose for which bonds may be issued.	\$750,000	\$975,100	No planned use in 2023-2024
Unemployment Insurance	Unemployment Insurance	To pay the cost of reimbursement to the State Unemployment Insurance Fund.	\$225,000	\$225,000	No planned use in 2023-2024
Insurance	Insurance	To pay liability, casualty, and other types of uninsured losses.	\$290,000	\$290,000	No planned use in 2023-2024
Tax Certiorari	Tax Certiorari	To establish a reserve fund for tax certiorari settlements	\$496,724	\$500,000	Payment of settled tax certiorari proceedings.
Employee Benefit Accrued Liability	EBALR	For the payment of accrued 'employee benefits' due upon termination of service.	\$143,825	\$155,000	No planned use in 2023-2024
Retirement Contribution	ERS Reserve	To fund employer retirement contributions to the State and Local Employees' Retirement System	\$1,714,666	\$1,718,400	For Employer retirement contributions.
Other Reserve	TRS Reserve	To fund employer retirement contributions to the NYS Teachers' Retirement System (TRS.)	\$623,394	\$640,000	For Employer retirement contributions.

Form Due May 8, 2023

2023-2024 Salary Threshold =
\$162,000

In response to legislative efforts to encourage greater cost sharing in service provision and local government administration, we now provide a section for districts that share administrative staff to highlight these efforts for the upcoming school year. Each sharing district should identify in the form the other district(s) with which they will be sharing administrative staff for school year 2023-2024.

If you will be sharing a Superintendent, list the other district (or districts) in the text box. If you will be sharing other administrative staff required to be reported, please send an email to EMSCMGTS@nysed.gov indicating the title of the staff persons(s) as well as the other district(s) involved in the cost-sharing.

*The salaries, benefits and other compensation reported in the form should reflect only the financial support or commitment that your district will be making. They should **not** reflect the total amounts budgeted to be paid by all participating districts over the school year.*

Report Estimated Salaries in the Budget for the 2023-2024 School Year

Sections 1608 and 1716 of the Education Law
(Please read the instructions and definitions before completing this form.)

Title	Salary	Employee Benefits	Other Remuneration
1. Superintendent of Schools	209,100	76,087	

Please list the district or districts with which
you will be sharing a superintendent (if
applicable):

Associate, Assistant and Deputy Superintendents

(Example Titles: Associate Superintendent for Instruction, Deputy Superintendent, Assistant Superintendent for Business, etc.)

2.				
3.				
4.				
5.				
6.				
7.				
8.				
9.				
10.				
11.				
12.				
13.				
14.				
15.				
16.				
17.				
18.				
19.				
20.				
21.				
22.				
23.				
24.				
25.				
26.				
27.				
28.				
29.				

30.		
31.		
32.		
33.		
34.		
35.		
36.		

Salary: Administrative Compensation Information
131301 - PINE PLAINS CSD

2022-2023 - Page 2
Official - as of 05/03/2023 08:01 AM

Title	Salary	Employee Benefits	Other Remuneration
37.			
38.			
39.			
40.			
41.			
42.			
43.			
44.			
45.			
46.			
47.			
48.			
49.			
50.			
51.			
52.			
53.			
54.			
55.			
56.			
57.			
58.			
59.			
60.			
61.			
62.			
63.			
64.			
65.			
66.			
67.			
68.			
69.			
70.			

Salary: Administrative Compensation Information
131301 - PINE PLAINS CSD

2022-2023 Claim Year - Page 3
Official - as of 05/03/2023 08:01 AM

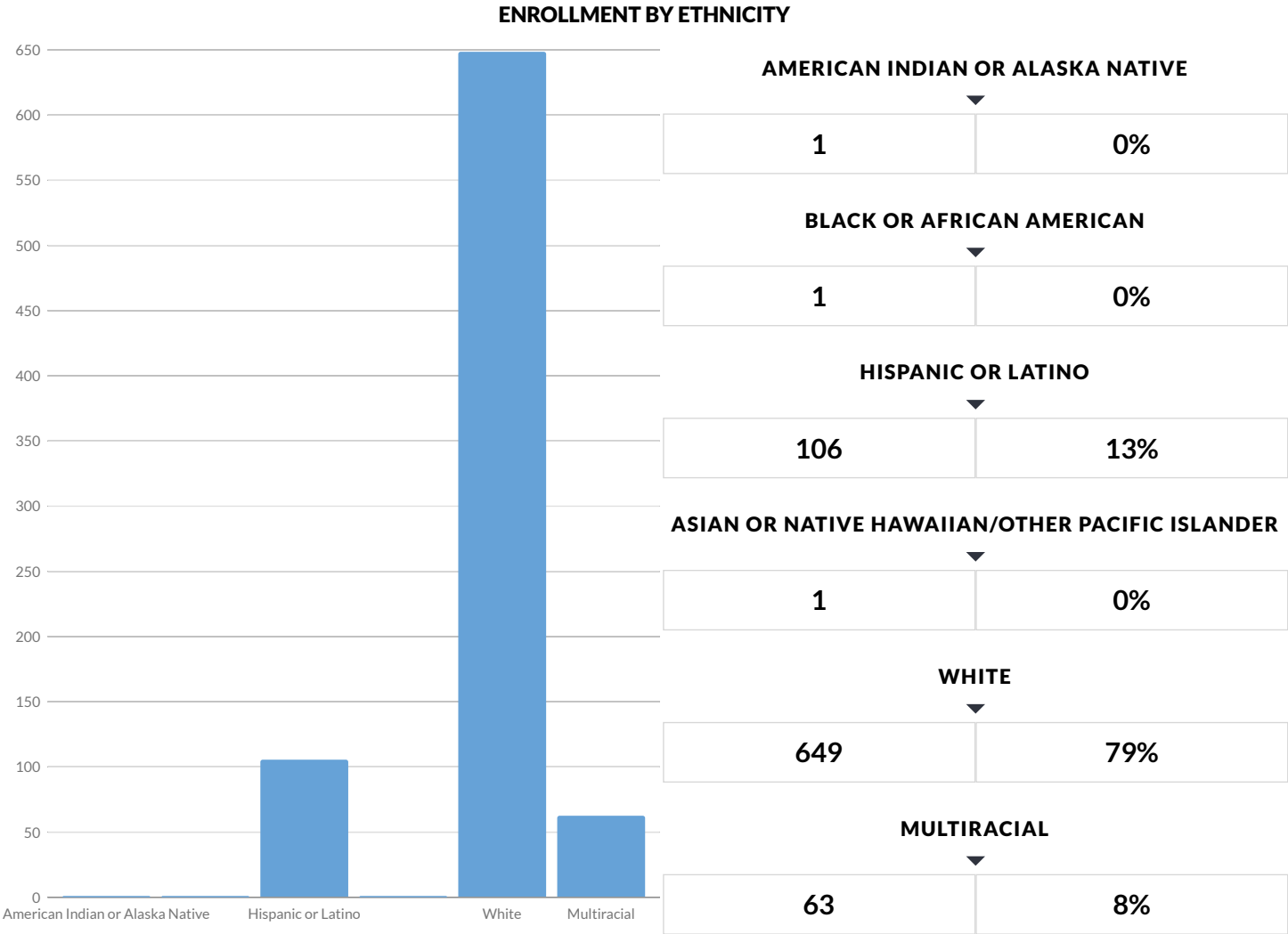

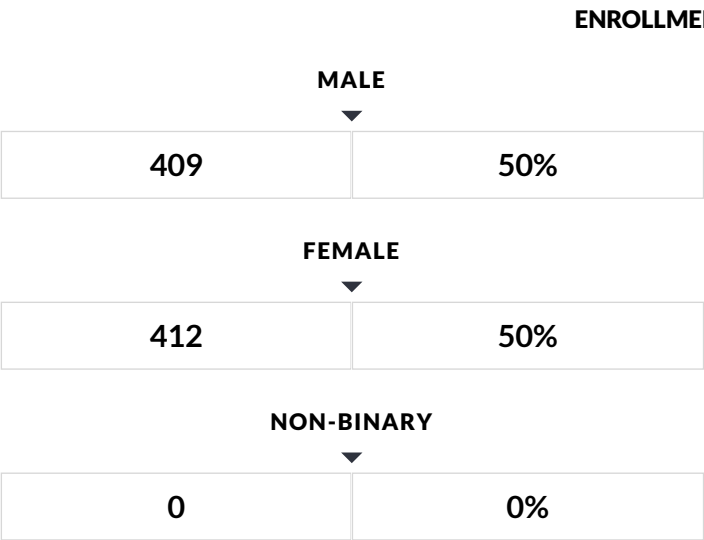
Other Supervisory and Administrative Employees Scheduled to Receive \$162,000 or More in Salary

71.		
72.		
73.		
74.		
75.		
76.		
77.		
78.		
79.		
80.		
81.		
82.		

This report provides enrollment counts for schools and districts by various demographic groups for the 2021 - 22 school year. These enrollment data are collected as part of NYSED's Student Information Repository System (SIRS). These counts are as of "BEDS Day" which is typically the first Wednesday in October. For nonpublic school enrollment data please see the Non-Public School Enrollment and Staff information on our Information and Reporting Services webpage.

PINE PLAINS CSD ENROLLMENT (2021 - 22)

K-12 Enrollment: 821



OTHER GROUPS

ENGLISH LANGUAGE LEARNERS

21	3%
----	----

STUDENTS WITH DISABILITIES

124	15%
-----	-----

ECONOMICALLY DISADVANTAGED

305	37%
-----	-----

MIGRANT

—	—
---	---

HOMELESS

7	1%
---	----

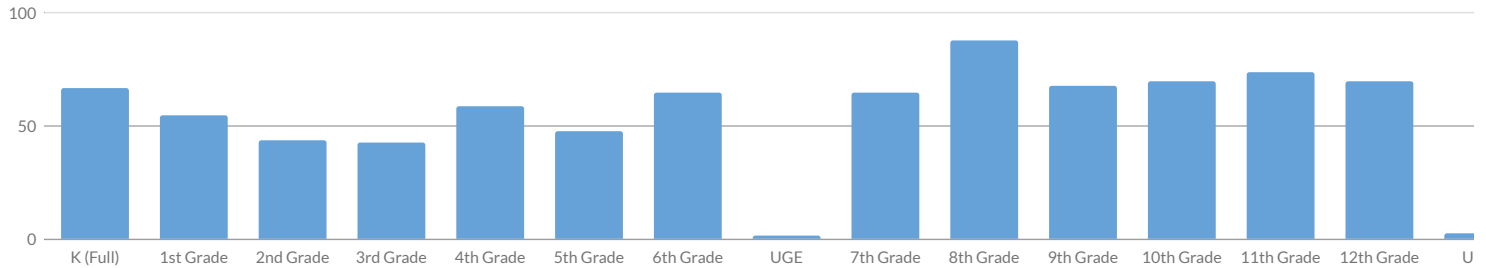
FOSTER CARE

—	—
---	---

PARENT IN ARMED FORCES

—	—
---	---

ENROLLMENT BY GRADE



K (FULL DAY)

67	8%
----	----

1ST GRADE

55	6%
----	----

2ND GRADE

44	5%
----	----

3RD GRADE

43	5%
----	----

4TH GRADE

59	7%
----	----

5TH GRADE

48	6%
----	----

6TH GRADE

65	8%
----	----

UNGRADED ELEMENTARY

2	0%
---	----

7TH GRADE

65	8%
----	----

8TH GRADE

88	10%
----	-----

9TH GRADE

68	8%
----	----

10TH GRADE

70	8%
----	----

11TH GRADE

74	9%
----	----

12TH GRADE

70	8%
----	----


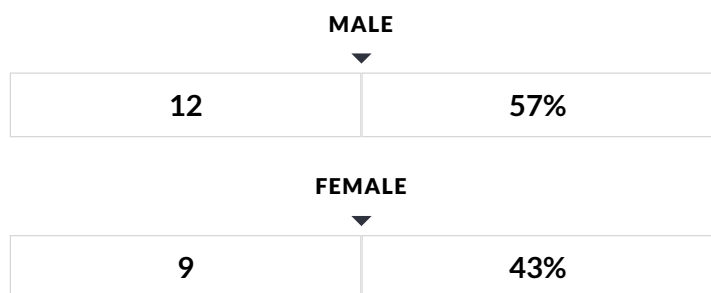
UNGRADED SECONDARY

3	0%
---	----

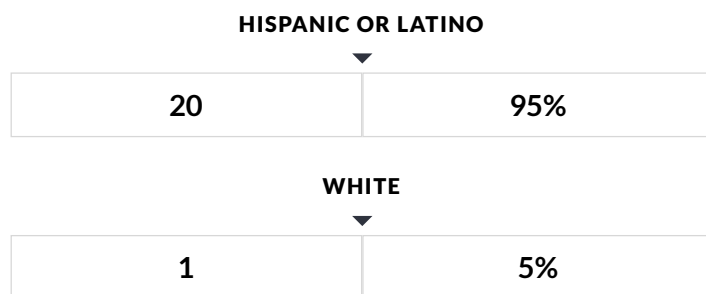
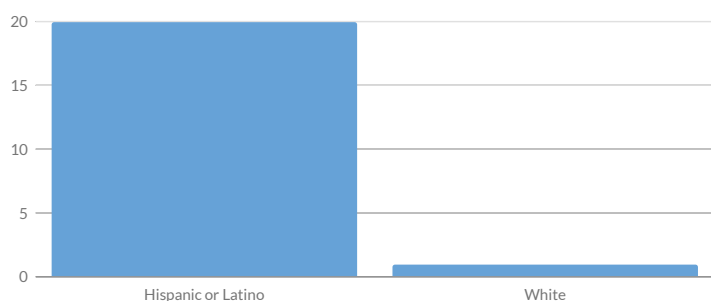
PINE PLAINS CSD ENGLISH LANGUAGE LEARNERS ENROLLMENT (2021 - 22)

K-12 ELL Enrollment: 21
K-12 Former ELL Enrollment: 0

ELL ENROLLMENT




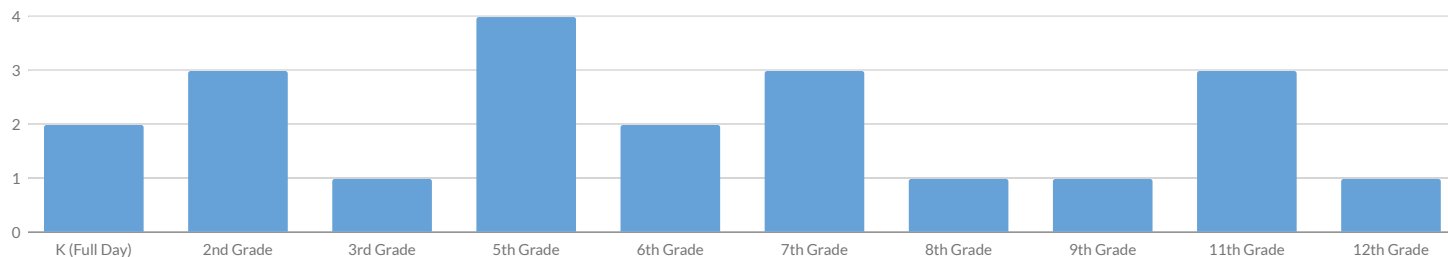
ELL ENROLLMENT BY ETHNICITY



OTHER GROUPS



ELL ENROLLMENT BY GRADE



Data used to generate the Home Languages, English Language Learners Breakdown, and the English Language Learners Programs tables differs from the rest of the report. Students included in the Home Languages, English Language Learners Breakdown, and the English Language Learners Programs were those students who were identified as ELL during the school year. The rest of the report includes students who were ELL as of BEDS day.

HOME LANGUAGES

- 1Spanish
- 2English
- 3Russian
- 4Mongolian

ENGLISH LANGUAGE LEARNERS BREAKDOWN

NEWCOMERS	DEVELOPING	LONG TERM	SIFE
▼	▼	▼	▼
25	5	2	0

ENGLISH LANGUAGE LEARNERS PROGRAMS

ENGLISH AS A NEW LANGUAGE	ONE WAY/ TWO WAY DUAL LANGUAGE PROGRAM	TRANSITIONAL BILINGUAL EDUCATION PROGRAM
▼	▼	▼
29	0	2

PINE PLAINS CSD - NEW YORK STATE REPORT CARD [2021 - 22]

The New York State Report Card is an important part of the Board of Regents' effort to create educational equity and raise learning outcomes for all students. Knowledge gained from the report card about a school or district can be used to improve instruction and inform services to students. The report card provides information to the public on school/district staff, students, and measures of school and district performance as required by the Every Student Succeeds Act (ESSA). Fundamentally, New York State's ESSA plan is about creating a set of interlocking strategies to promote educational equity by providing support to districts and schools as they work to ensure that every student succeeds. New York State is committed to ensuring that all students succeed and thrive in school no matter who they are, where they live, where they go to school, or where they come from.

2022-23 ACCOUNTABILITY STATUS AND SUPPORT MODEL BASED ON 2021-22 DATA

Due to COVID-19 and changes to New York State accountability and federal reporting requirements, 2022-23 accountability statuses and support models were determined using a modified methodology. For more information, see Understanding the New York State Accountability System under the Every Student Succeeds Act (ESSA) for 2022-23 Accountability Statuses Based on 2021-22 Results.

LOCAL SUPPORT AND IMPROVEMENT DISTRICT

MADE PROGRESS

NA

SECTION 1003 SCHOOL IMPROVEMENT FUNDS (2021-22)

The link below provides a list of all Local Education Agencies and public schools that received section 1003 school improvement funds, including the amount of funds each school received and the types of strategies implemented in each school with such funds.

Section 1003 School Improvement Funds Data (71.63 kilobytes)

For information on the use of Title I School Improvement funds, see:

- 2021-22 Title I SIG 1003 Basic Planning
- 2021-22 Title I School Improvement Grant 1003 Targeted Support Grant
- 2021-22 Title I School Improvement Grant 1003 High School Redesign
- 2021-22 Title I School Improvement Grant 1003 ENHANCED
- 2020-23 NYSIP-PLC Phase III

ELEMENTARY/MIDDLE STATUSES AND SUPPORT MODELS BY SUBGROUP

Subgroup	Status And Support Model	Made Progress
All Students	Local Support and Improvement District	NA
Hispanic or Latino	Local Support and Improvement District	NA
Multiracial	Local Support and Improvement District	NA
White	Local Support and Improvement District	NA
Students with Disabilities	Local Support and Improvement District	NA
Economically Disadvantaged	Local Support and Improvement District	NA

ELEMENTARY/MIDDLE INDICATOR LEVELS

Subgroup	Core Subject Performance	Weighted Average Performance	English Language Proficiency (ELP)	Chronic Absenteeism
All Students	2	2	—	2
American Indian or Alaska Native	—	—	—	—
Asian or Native Hawaiian/Other Pacific Islander	—	—	—	—
Black or African American	—	—	—	—
Hispanic or Latino	2	2	—	2
Multiracial	2	2	—	4
White	3	2	—	3
English Language Learner	—	—	—	—
Students with Disabilities	3	2	—	3
Economically Disadvantaged	2	2	—	3

ELEMENTARY/MIDDLE CORE SUBJECT PERFORMANCE

Subgroup	Subject	Cohort	Index	Level
All Students	ELA	265	116	2
	Math	267	113	
	Science	101	198	
	Combined	633	127	
Asian or Native Hawaiian/Other Pacific Islander	ELA	1	—	—
	Math	1	—	
	Science	—	—	
	Combined	2	—	
Black or African American	ELA	1	—	—
	Math	1	—	
	Science	—	—	
	Combined	2	—	
Hispanic or Latino	ELA	39	112	2
	Math	37	74	
	Science	11	177	
	Combined	87	104	
Multiracial	ELA	27	106	2
	Math	23	91	
	Science	7	200	
	Combined	57	111	
White	ELA	197	117	3
	Math	205	121	
	Science	83	201	
	Combined	485	133	
English Language Learner	ELA	9	22	—
	Math	10	10	
	Science	1	—	

Subgroup	Subject	Cohort	Index	Level
	Combined	20	—	
Students with Disabilities	ELA	47	68	3
	Math	46	57	
	Science	16	166	
	Combined	109	78	
Economically Disadvantaged	ELA	103	102	2
	Math	97	88	
	Science	38	176	
	Combined	238	108	

ELEMENTARY/MIDDLE WEIGHTED AVERAGE PERFORMANCE

Subgroup	Subject	Cohort	Index	Level
All Students	ELA	346	88	2
	Math	348	86	
	Science	141	142	
	Combined	835	97	
Asian or Native Hawaiian/Other Pacific Islander	ELA	1	—	—
	Math	1	—	
	Science	—	—	
	Combined	2	—	
Black or African American	ELA	1	—	—
	Math	1	—	
	Science	—	—	
	Combined	2	—	
Hispanic or Latino	ELA	44	99	2
	Math	45	61	
	Science	15	130	
	Combined	104	87	
Multiracial	ELA	34	84	2
	Math	34	62	
	Science	10	140	
	Combined	78	81	
White	ELA	266	86	2
	Math	267	93	
	Science	115	145	
	Combined	648	99	
English Language Learner	ELA	9	22	—
	Math	10	10	
	Science	1	—	

Subgroup	Subject	Cohort	Index	Level
	Combined	20	—	
Students with Disabilities	ELA	65	49	2
	Math	65	40	
	Science	25	106	
	Combined	155	55	
Economically Disadvantaged	ELA	137	77	2
	Math	137	62	
	Science	59	114	
	Combined	333	77	

ELEMENTARY/MIDDLE ELP

Subgroup	Number Of ELLs	Benchmark	Progress Rate	Success Ratio	Level
All Students	12	—	—	—	—
American Indian or Alaska Native	0	—	—	—	—
Asian or Native Hawaiian/Other Pacific Islander	0	—	—	—	—
Black or African American	0	—	—	—	—
Hispanic or Latino	12	—	—	—	—
Multiracial	0	—	—	—	—
White	0	—	—	—	—
English Language Learner	12	—	—	—	—
Students with Disabilities	2	—	—	—	—
Economically Disadvantaged	11	—	—	—	—

ELEMENTARY/MIDDLE CHRONIC ABSENTEEISM

Subgroup	Students Enrolled	Students Chronically Absent	Chronic Absenteeism Rate	Level
All Students	485	112	23.1%	2
American Indian or Alaska Native	—	—	—	—
Asian or Native Hawaiian/Other Pacific Islander	1	—	—	—
Black or African American	—	—	—	—
Hispanic or Latino	66	22	33.3%	2
Multiracial	48	7	14.6%	4
White	370	83	22.4%	3
English Language Learner	18	—	—	—
Students with Disabilities	83	19	22.9%	3
Economically Disadvantaged	193	58	30.1%	3

ELEMENTARY/MIDDLE ELA PARTICIPATION RATE

Subgroup	Tested 95% In Current Year	Current Year Enrollment	Current Year Participation Rate
All Students	X	373	73.2%
American Indian or Alaska Native	—	0	—
Asian or Native Hawaiian/Other Pacific Islander	—	1	—
Black or African American	—	1	—
Hispanic or Latino	X	48	83.3%
Multiracial	—	36	—
White	X	287	71.1%
English Language Learner	—	10	—
Students with Disabilities	X	68	69.1%
Economically Disadvantaged	X	146	71.2%

ELEMENTARY/MIDDLE MATHEMATICS PARTICIPATION RATE

Subgroup	Tested 95% In Current Year	Current Year Enrollment	Current Year Participation Rate
All Students	X	378	73.3%
American Indian or Alaska Native	—	0	—
Asian or Native Hawaiian/Other Pacific Islander	—	1	—
Black or African American	—	1	—
Hispanic or Latino	X	50	78%
Multiracial	—	38	—
White	X	288	73.3%
English Language Learner	—	12	—
Students with Disabilities	X	69	66.7%
Economically Disadvantaged	X	146	67.1%

SECONDARY STATUSES AND SUPPORT MODELS BY SUBGROUP

Subgroup	Status And Support Model	Made Progress
All Students	Local Support and Improvement District	NA
White	Local Support and Improvement District	NA
Economically Disadvantaged	Local Support and Improvement District	NA

SECONDARY INDICATOR LEVELS

Subgroup	Core Subject Performance	Weighted Average Performance	Graduation Rate	English Language Proficiency (ELP)	Chronic Absenteeism
All Students	3	3	2	—	3
American Indian or Alaska Native	—	—	—	—	—
Asian or Native Hawaiian/Other Pacific Islander	—	—	—	—	—
Black or African American	—	—	—	—	—
Hispanic or Latino	—	—	—	—	2
Multiracial	—	—	—	—	—
White	3	3	2	—	3
English Language Learner	—	—	—	—	—
Students with Disabilities	—	—	—	—	3
Economically Disadvantaged	4	4	3	—	3

SECONDARY CORE SUBJECT PERFORMANCE

Subgroup	Subject	Cohort	Index	Combined Index	Level
All Students	ELA	41	195	184	3
	Math	50	154		
	Science	55	225		
	Social Studies	4	—		
Hispanic or Latino	ELA	5	160	—	—
	Math	3	—		
	Science	5	200		
	Social Studies	—	—		
Multiracial	ELA	1	—	—	—
	Math	2	—		
	Science	3	—		
	Social Studies	1	—		
White	ELA	35	199	183	3
	Math	45	154		
	Science	47	227		
	Social Studies	3	—		
Students with Disabilities	ELA	2	—	—	—
	Math	1	—		
	Science	—	—		
	Social Studies	—	—		
Economically Disadvantaged	ELA	12	171	186	4
	Math	13	162		
	Science	13	215		
	Social Studies	1	—		

SECONDARY WEIGHTED AVERAGE PERFORMANCE

Subgroup	Subject	Cohort	Index	Combined Index	Level
All Students	ELA	73	110	129	3
	Math	57	135		
	Science	59	209		
	Social Studies	73	9		
Hispanic or Latino	ELA	7	114	—	—
	Math	5	90		
	Science	5	200		
	Social Studies	7	0		
Multiracial	ELA	4	—	—	—
	Math	2	—		
	Science	3	—		
	Social Studies	4	—		
White	ELA	62	112	131	3
	Math	50	139		
	Science	51	209		
	Social Studies	62	7		
Students with Disabilities	ELA	10	10	—	—
	Math	5	20		
	Science	4	—		
	Social Studies	10	0		
Economically Disadvantaged	ELA	20	103	130	4
	Math	15	140		
	Science	13	215		
	Social Studies	20	13		

SECONDARY GRADUATION RATE

Subgroup	Cohort	Number In Cohort	Number Graduated	Grad Rate	Average Grad Rate	Level
All Students	4-year	62	48	77.4%	85.4%	2
	5-year	79	72	91.1%		
	6-year	73	64	87.7%		
American Indian or Alaska Native	4-year	0	—	—	—	—
	5-year	0	—	—		
	6-year	0	—	—		
Asian or Native Hawaiian/Other Pacific Islander	4-year	2	—	—	—	—
	5-year	1	—	—		
	6-year	0	—	—		
Black or African American	4-year	1	—	—	—	—
	5-year	3	—	—		
	6-year	1	—	—		
Hispanic or Latino	4-year	6	—	—	—	—
	5-year	9	—	—		
	6-year	9	—	—		
Multiracial	4-year	4	—	—	—	—
	5-year	2	—	—		
	6-year	1	—	—		
White	4-year	49	41	83.7%	89.8%	2
	5-year	64	61	95.3%		
	6-year	62	56	90.3%		
English Language Learner	4-year	1	—	—	—	—
	5-year	3	—	—		
	6-year	0	—	—		
Students with Disabilities	4-year	9	—	—	—	—
	5-year	12	—	—		

Subgroup	Cohort	Number In Cohort	Number Graduated	Grad Rate	Average Grad Rate	Level
	6-year	11	—	—		
Economically Disadvantaged	4-year	29	—	—	86.7%	3
	5-year	30	26	86.7%		
	6-year	25	—	—		

SECONDARY ELP

Subgroup	Number Of ELLs	Benchmark	Progress Rate	Success Ratio	Level
All Students	3	—	—	—	—
American Indian or Alaska Native	0	—	—	—	—
Asian or Native Hawaiian/Other Pacific Islander	0	—	—	—	—
Black or African American	0	—	—	—	—
Hispanic or Latino	3	—	—	—	—
Multiracial	0	—	—	—	—
White	0	—	—	—	—
English Language Learner	3	—	—	—	—
Students with Disabilities	0	—	—	—	—
Economically Disadvantaged	3	—	—	—	—

SECONDARY CHRONIC ABSENTEEISM

Subgroup	Students Enrolled	Students Chronically Absent	Chronic Absenteeism Rate	Level
All Students	285	77	27%	3
American Indian or Alaska Native	1	—	—	—
Asian or Native Hawaiian/Other Pacific Islander	—	—	—	—
Black or African American	1	—	—	—
Hispanic or Latino	37	20	54.1%	2
Multiracial	13	—	—	—
White	233	50	21.5%	3
English Language Learner	5	—	—	—
Students with Disabilities	52	17	32.7%	3
Economically Disadvantaged	98	36	36.7%	3

SECONDARY ELA PARTICIPATION RATE

Subgroup	Tested 95% In Current Year	Current Year 12th Grade Enrollment	Current Year Participation Rate
All Students	X	70	58.6%
American Indian or Alaska Native	—	0	—
Asian or Native Hawaiian/Other Pacific Islander	—	0	—
Black or African American	—	0	—
Hispanic or Latino	—	8	—
Multiracial	—	4	—
White	X	58	58.6%
English Language Learner	—	1	—
Students with Disabilities	—	7	—
Economically Disadvantaged	—	20	—

SECONDARY MATHEMATICS PARTICIPATION RATE

Subgroup	Tested 95% In Current Year	Current Year 12th Grade Enrollment	Current Year Participation Rate
All Students	X	54	92.6%
American Indian or Alaska Native	—	0	—
Asian or Native Hawaiian/Other Pacific Islander	—	0	—
Black or African American	—	0	—
Hispanic or Latino	—	6	—
Multiracial	—	2	—
White	✓	46	95.7%
English Language Learner	—	1	—
Students with Disabilities	—	2	—
Economically Disadvantaged	—	15	—

© COPYRIGHT NEW YORK STATE EDUCATION DEPARTMENT, ALL RIGHTS RESERVED.

THIS DOCUMENT WAS CREATED ON: MAY 3, 2023, 1:34 PM EST

NYS - Real Property System
County of Dutchess
Town of Clinton
SWIS Code - 132400

Assessor's Report - 2022 - Prior Year File
S495 Exemption Impact Report
School Detail Report

RPS221/V04/L001
Date/Time - 3/20/2023 12:32:53
Total Assessed Value 76,590,916
Uniform Percentage 100.00

Equalized Total Assessed Value 76,590,916

School District - 134201 Pine Plains CSD

Exemption Code	Exemption Name	Statutory Authority	Number of Exemptions	Total Equalized Value of Exemptions	Percent of Value Exempted
12100	NYS - GENERALLY	RPTL 404(1)	2	17,330,000	22.63
41120	ALT VET EX-WAR PERIOD-NON-COMB	RPTL 458-a	2	24,000	0.03
41130	ALT VET EX-WAR PERIOD-COMBAT	RPTL 458-a	1	20,000	0.03
41700	AGRICULTURAL BUILDING	RPTL 483	2	240,000	0.31
41720	AGRICULTURAL DISTRICT	AG-MKTS L 305	10	2,089,644	2.73
41834	ENHANCED STAR	RPTL 425	6	690,480	0.90
41854	BASIC STAR 1999-2000	RPTL 425	17	783,530	1.02
42100	SILOS, MANURE STORAGE TANKS,	RPTL 483-a	1	65,000	0.08
47450	FOREST/REF LAND - FISHER ACT	RPTL 480	6	949,307	1.24
47460	FOREST LAND CERTD AFTER 8/74	RPTL 480-a	2	292,213	0.38
Total Exemptions Exclusive of System Exemptions:			49	22,484,174	29.36
Total System Exemptions:			0	0	0.00
Totals:			49	22,484,174	29.36

Values have been equalized using the Uniform Percentage of Value. The Exempt amounts do not take into consideration, payments in lieu of taxes or other payments for municipal services.

Amount, if any, attributable to payments in lieu of taxes: _____

Equalized Total Assessed Value 254,402,147

School District - 134201 Pine Plains CSD

Exemption Code	Exemption Name	Statutory Authority	Number of Exemptions	Total Equalized Value of Exemptions	Percent of Value Exempted
12100	NYS - GENERALLY	RPTL 404(1)	5	1,888,900	0.74
13100	CO - GENERALLY	RPTL 406(1)	1	1,290,600	0.51
13500	TOWN - GENERALLY	RPTL 406(1)	2	1,363,600	0.54
21600	RES OF CLERGY - RELIG CORP OWN	RPTL 462	1	142,000	0.06
25110	NONPROF CORP - RELIG(CONST PRO	RPTL 420-a	3	2,878,900	1.13
25130	NONPROF CORP - CHAR (CONST PRO	RPTL 420-a	1	372,000	0.15
26400	INC VOLUNTEER FIRE CO OR DEPT	RPTL 464(2)	3	594,900	0.23
27350	PRIVATELY OWNED CEMETERY LAND	RPTL 446	2	91,000	0.04
41120	ALT VET EX-WAR PERIOD-NON-COMB	RPTL 458-a	15	180,000	0.07
41124	ALT VET EX-WAR PERIOD-NON-COMB	RPTL 458-a	2	24,000	0.01
41130	ALT VET EX-WAR PERIOD-COMBAT	RPTL 458-a	12	240,000	0.09
41140	ALT VET EX-WAR PERIOD-DISABILI	RPTL 458-a	3	120,000	0.05
41700	AGRICULTURAL BUILDING	RPTL 483	2	30,000	0.01
41720	AGRICULTURAL DISTRICT	AG-MKTS L 305	6	841,700	0.33
41800	PERSONS AGE 65 OR OVER	RPTL 467	10	1,395,550	0.55
41804	PERSONS AGE 65 OR OVER	RPTL 467	9	795,550	0.31
41834	ENHANCED STAR	RPTL 425	57	6,204,485	2.44
41854	BASIC STAR 1999-2000	RPTL 425	115	5,158,900	2.03
41930	DISABILITIES AND LIMITED INCOM	RPTL 459-c	2	381,500	0.15
47460	FOREST LAND CERTD AFTER 8/74	RPTL 480-a	14	4,316,800	1.70
49500	SOLAR OR WIND ENERGY SYSTEM	RPTL 487	15	516,342	0.20
Total Exemptions Exclusive of System Exemptions:			280	28,826,727	11.33
Total System Exemptions:			0	0	0.00
Totals:			280	28,826,727	11.33

Values have been equalized using the Uniform Percentage of Value. The Exempt amounts do not take into consideration, payments in lieu of taxes or other payments for municipal services.

Amount, if any, attributable to payments in lieu of taxes: _____

Equalized Total Assessed Value 147,477,491

School District - 134201 Pine Plains CSD

Exemption Code	Exemption Name	Statutory Authority	Number of Exemptions	Total Equalized Value of Exemptions	Percent of Value Exempted
27350	PRIVATELY OWNED CEMETERY LAND	RPTL 446	3	11,200	0.01
41120	ALT VET EX-WAR PERIOD-NON-COMB	RPTL 458-a	2	24,000	0.02
41720	AGRICULTURAL DISTRICT	AG-MKTS L 305	47	16,778,900	11.38
41730	AGRIC LAND-INDIV NOT IN AG DIS	AG MKTS L 306	4	743,300	0.50
41800	PERSONS AGE 65 OR OVER	RPTL 467	1	104,250	0.07
41834	ENHANCED STAR	RPTL 425	5	531,050	0.36
41854	BASIC STAR 1999-2000	RPTL 425	9	384,660	0.26
47460	FOREST LAND CERTD AFTER 8/74	RPTL 480-a	8	3,067,100	2.08
49500	SOLAR OR WIND ENERGY SYSTEM	RPTL 487	1	48,000	0.03
Total Exemptions Exclusive of System Exemptions:			80	21,692,460	14.71
Total System Exemptions:			0	0	0.00
Totals:			80	21,692,460	14.71

Values have been equalized using the Uniform Percentage of Value. The Exempt amounts do not take into consideration, payments in lieu of taxes or other payments for municipal services.

Amount, if any, attributable to payments in lieu of taxes: _____

Equalized Total Assessed Value 541,698,651

School District - 134201 Pine Plains CSD

Exemption Code	Exemption Name	Statutory Authority	Number of Exemptions	Total Equalized Value of Exemptions	Percent of Value Exempted
12100	NYS - GENERALLY	RPTL 404(1)	8	1,575,400	0.29
13100	CO - GENERALLY	RPTL 406(1)	3	645,600	0.12
13500	TOWN - GENERALLY	RPTL 406(1)	16	3,942,363	0.73
13800	SCHOOL DISTRICT	RPTL 408	3	25,405,000	4.69
25110	NONPROF CORP - RELIG(CONST PRO	RPTL 420-a	4	1,872,900	0.35
25130	NONPROF CORP - CHAR (CONST PRO	RPTL 420-a	2	950,800	0.18
25300	NONPROF CORP - SPECIFIED USES	RPTL 420-b	13	2,378,900	0.44
26100	VETERANS ORGANIZATION	RPTL 452	1	308,900	0.06
26250	HISTORICAL SOCIETY	RPTL 444	1	165,000	0.03
26400	INC VOLUNTEER FIRE CO OR DEPT	RPTL 464(2)	3	645,400	0.12
27350	PRIVATELY OWNED CEMETERY LAND	RPTL 446	4	340,600	0.06
41120	ALT VET EX-WAR PERIOD-NON-COMB	RPTL 458-a	60	718,905	0.13
41130	ALT VET EX-WAR PERIOD-COMBAT	RPTL 458-a	34	680,000	0.13
41140	ALT VET EX-WAR PERIOD-DISABILI	RPTL 458-a	16	613,160	0.11
41700	AGRICULTURAL BUILDING	RPTL 483	6	1,003,300	0.19
41720	AGRICULTURAL DISTRICT	AG-MKTS L 305	95	28,026,500	5.17
41730	AGRIC LAND-INDIV NOT IN AG DIS	AG MKTS L 306	7	385,600	0.07
41800	PERSONS AGE 65 OR OVER	RPTL 467	21	2,614,175	0.48
41806	PERSONS AGE 65 OR OVER	RPTL 467	32	2,737,707	0.51
41834	ENHANCED STAR	RPTL 425	145	15,206,063	2.81
41854	BASIC STAR 1999-2000	RPTL 425	290	12,423,600	2.29

Equalized Total Assessed Value 541,698,651

School District - 134201 Pine Plains CSD

Exemption Code	Exemption Name	Statutory Authority	Number of Exemptions	Total Equalized Value of Exemptions	Percent of Value Exempted
47460	FOREST LAND CERTD AFTER 8/74	RPTL 480-a	29	8,426,135	1.56
Total Exemptions Exclusive of System Exemptions:			793	111,066,008	20.50
Total System Exemptions:			0	0	0.00
Totals:			793	111,066,008	20.50

Values have been equalized using the Uniform Percentage of Value. The Exempt amounts do not take into consideration, payments in lieu of taxes or other payments for municipal services.

Amount, if any, attributable to payments in lieu of taxes: _____

Equalized Total Assessed Value 899,531,516

School District - 134201 Pine Plains CSD

Exemption Code	Exemption Name	Statutory Authority	Number of Exemptions	Total Equalized Value of Exemptions	Percent of Value Exempted
12100	NYS - GENERALLY	RPTL 404(1)	6	1,663,000	0.18
13500	TOWN - GENERALLY	RPTL 406(1)	14	4,176,700	0.46
13800	SCHOOL DISTRICT	RPTL 408	2	2,351,800	0.26
25110	NONPROF CORP - RELIG(CONST PRO	RPTL 420-a	5	3,304,400	0.37
25120	NONPROF CORP - EDUCL(CONST PRO	RPTL 420-a	1	345,300	0.04
25300	NONPROF CORP - SPECIFIED USES	RPTL 420-b	15	21,262,900	2.36
26050	AGRICULTURAL SOCIETY	RPTL 450	1	244,400	0.03
26250	HISTORICAL SOCIETY	RPTL 444	1	61,000	0.01
26400	INC VOLUNTEER FIRE CO OR DEPT	RPTL 464(2)	2	922,600	0.10
27350	PRIVATELY OWNED CEMETERY LAND	RPTL 446	10	338,400	0.04
41120	ALT VET EX-WAR PERIOD-NON-COMB	RPTL 458-a	54	648,000	0.07
41130	ALT VET EX-WAR PERIOD-COMBAT	RPTL 458-a	39	780,000	0.09
41140	ALT VET EX-WAR PERIOD-DISABILI	RPTL 458-a	12	465,470	0.05
41700	AGRICULTURAL BUILDING	RPTL 483	10	2,532,272	0.28
41720	AGRICULTURAL DISTRICT	AG-MKTS L 305	141	59,539,850	6.62
41800	PERSONS AGE 65 OR OVER	RPTL 467	35	4,797,398	0.53
41804	PERSONS AGE 65 OR OVER	RPTL 467	28	3,214,884	0.36
41834	ENHANCED STAR	RPTL 425	156	17,456,450	1.94
41854	BASIC STAR 1999-2000	RPTL 425	350	15,967,000	1.78
41930	DISABILITIES AND LIMITED INCOM	RPTL 459-c	3	780,400	0.09
42100	SILOS, MANURE STORAGE TANKS,	RPTL 483-a	6	383,009	0.04
47450	FOREST/REF LAND - FISHER ACT	RPTL 480	1	840,400	0.09
47460	FOREST LAND CERTD AFTER 8/74	RPTL 480-a	37	9,171,334	1.02

Equalized Total Assessed Value 899,531,516

School District - 134201 Pine Plains CSD

Exemption Code	Exemption Name	Statutory Authority	Number of Exemptions	Total Equalized Value of Exemptions	Percent of Value Exempted
49500	SOLAR OR WIND ENERGY SYSTEM	RPTL 487	12	8,338,802	0.93
Total Exemptions Exclusive of System Exemptions:			941	159,585,769	17.74
Total System Exemptions:			0	0	0.00
Totals:			941	159,585,769	17.74

Values have been equalized using the Uniform Percentage of Value. The Exempt amounts do not take into consideration, payments in lieu of taxes or other payments for municipal services.

Amount, if any, attributable to payments in lieu of taxes: _____

Equalized Total Assessed Value 1,919,700,721

School District - 134201 Pine Plains CSD

Exemption Code	Exemption Name	Statutory Authority	Number of Exemptions	Total Equalized Value of Exemptions	Percent of Value Exempted
12100	NYS - GENERALLY	RPTL 404(1)	21	22,457,300	1.17
13100	CO - GENERALLY	RPTL 406(1)	4	1,936,200	0.10
13500	TOWN - GENERALLY	RPTL 406(1)	32	9,482,663	0.49
13800	SCHOOL DISTRICT	RPTL 408	5	27,756,800	1.45
21600	RES OF CLERGY - RELIG CORP OWN	RPTL 462	1	142,000	0.01
25110	NONPROF CORP - RELIG(CONST PRO	RPTL 420-a	12	8,056,200	0.42
25120	NONPROF CORP - EDUCL(CONST PRC	RPTL 420-a	1	345,300	0.02
25130	NONPROF CORP - CHAR (CONST PRO	RPTL 420-a	3	1,322,800	0.07
25300	NONPROF CORP - SPECIFIED USES	RPTL 420-b	28	23,641,800	1.23
26050	AGRICULTURAL SOCIETY	RPTL 450	1	244,400	0.01
26100	VETERANS ORGANIZATION	RPTL 452	1	308,900	0.02
26250	HISTORICAL SOCIETY	RPTL 444	2	226,000	0.01
26400	INC VOLUNTEER FIRE CO OR DEPT	RPTL 464(2)	8	2,162,900	0.11
27350	PRIVATELY OWNED CEMETERY LAND	RPTL 446	19	781,200	0.04
41120	ALT VET EX-WAR PERIOD-NON-COMB	RPTL 458-a	133	1,594,905	0.08
41124	ALT VET EX-WAR PERIOD-NON-COMB	RPTL 458-a	2	24,000	0.00
41130	ALT VET EX-WAR PERIOD-COMBAT	RPTL 458-a	86	1,720,000	0.09
41140	ALT VET EX-WAR PERIOD-DISABILI	RPTL 458-a	31	1,198,630	0.06
41700	AGRICULTURAL BUILDING	RPTL 483	20	3,805,572	0.20
41720	AGRICULTURAL DISTRICT	AG-MKTS L 305	299	107,276,594	5.59
41730	AGRIC LAND-INDIV NOT IN AG DIS	AG MKTS L 306	11	1,128,900	0.06
41800	PERSONS AGE 65 OR OVER	RPTL 467	67	8,911,373	0.46
41804	PERSONS AGE 65 OR OVER	RPTL 467	37	4,010,434	0.21
41806	PERSONS AGE 65 OR OVER	RPTL 467	32	2,737,707	0.14
41834	ENHANCED STAR	RPTL 425	369	40,088,528	2.09
41854	BASIC STAR 1999-2000	RPTL 425	781	34,717,690	1.81
41930	DISABILITIES AND LIMITED INCOM	RPTL 459-c	5	1,161,900	0.06
42100	SILOS, MANURE STORAGE TANKS,	RPTL 483-a	7	448,009	0.02
47450	FOREST/REF LAND - FISHER ACT	RPTL 480	7	1,789,707	0.09
47460	FOREST LAND CERTD AFTER 8/74	RPTL 480-a	90	25,273,582	1.32

Equalized Total Assessed Value 1,919,700,721

School District - 134201 Pine Plains CSD

Exemption Code	Exemption Name	Statutory Authority	Number of Exemptions	Total Equalized Value of Exemptions	Percent of Value Exempted
49500	SOLAR OR WIND ENERGY SYSTEM	RPTL 487	28	8,903,144	0.46
Total Exemptions Exclusive of System Exemptions:			2,143	343,655,138	17.90
Total System Exemptions:			0	0	0.00
Totals:			2,143	343,655,138	17.90

Values have been equalized using the Uniform Percentage of Value. The Exempt amounts do not take into consideration, payments in lieu of taxes or other payments for municipal services.

Amount, if any, attributable to payments in lieu of taxes: _____

Equalized Total Assessed Value 235,546,965

School District - 134201 Pine Plains

Exemption Code	Exemption Name	Statutory Authority	Number of Exemptions	Total Equalized Value of Exemptions	Percent of Value Exempted
13500	TOWN - GENERALLY	RPTL 406(1)	1	732,432	0.31
25110	NONPROF CORP - RELIG(CONST PRO	RPTL 420-a	1	435,946	0.19
41120	ALT VET EX-WAR PERIOD-NON-COMB	RPTL 458-a	12	171,240	0.07
41130	ALT VET EX-WAR PERIOD-COMBAT	RPTL 458-a	7	166,488	0.07
41140	ALT VET EX-WAR PERIOD-DISABILI	RPTL 458-a	2	95,136	0.04
41700	AGRICULTURAL BUILDING	RPTL 483	4	1,255,797	0.53
41720	AGRICULTURAL DISTRICT	AG-MKTS L 305	97	17,923,248	7.61
41800	PERSONS AGE 65 OR OVER	RPTL 467	17	2,090,532	0.89
41834	ENHANCED STAR	RPTL 425	38	3,680,991	1.56
41854	BASIC STAR 1999-2000	RPTL 425	60	2,481,060	1.05
41864	Basic STAR (land belongs to ot	RPTL 425	4	129,078	0.05
41930	DISABILITIES AND LIMITED INCOM	RPTL 459-c	1	138,514	0.06
41934	DISABILITIES AND LIMITED INCOM	RPTL 459-c	1	43,947	0.02
42100	SILOS, MANURE STORAGE TANKS,	RPTL 483-a	4	131,069	0.06
47460	FOREST LAND CERTD AFTER 8/74	RPTL 480-a	7	2,345,567	1.00
49500	SOLAR OR WIND ENERGY SYSTEM	RPTL 487	5	443,109	0.19
50000	SYSTEM CODE	STATUTORY AUTH NOT DEFINED	3	767,027	0.33
Total Exemptions Exclusive of System Exemptions:			261	32,264,154	13.70
Total System Exemptions:			3	767,027	0.33
Totals:			264	33,031,181	14.02

Values have been equalized using the Uniform Percentage of Value. The Exempt amounts do not take into consideration, payments in lieu of taxes or other payments for municipal services.

Amount, if any, attributable to payments in lieu of taxes: _____

Equalized Total Assessed Value 26,450,574

School District - 134201 Pine Plains

Exemption Code	Exemption Name	Statutory Authority	Number of Exemptions	Total Equalized Value of Exemptions	Percent of Value Exempted
12100	NYS - GENERALLY	RPTL 404(1)	1	431,429	1.63
41120	ALT VET EX-WAR PERIOD-NON-COMB	RPTL 458-a	5	65,715	0.25
41130	ALT VET EX-WAR PERIOD-COMBAT	RPTL 458-a	3	65,715	0.25
41140	ALT VET EX-WAR PERIOD-DISABILI	RPTL 458-a	1	43,810	0.17
41834	ENHANCED STAR	RPTL 425	6	657,216	2.48
41854	BASIC STAR 1999-2000	RPTL 425	22	965,118	3.65
47460	FOREST LAND CERTD AFTER 8/74	RPTL 480-a	1	158,476	0.60
Total Exemptions Exclusive of System Exemptions:			39	2,387,479	9.03
Total System Exemptions:			0	0	0.00
Totals:			39	2,387,479	9.03

Values have been equalized using the Uniform Percentage of Value. The Exempt amounts do not take into consideration, payments in lieu of taxes or other payments for municipal services.

Amount, if any, attributable to payments in lieu of taxes: _____

Equalized Total Assessed Value 290,376,387

School District - 134201 Pine Plains

Exemption Code	Exemption Name	Statutory Authority	Number of Exemptions	Total Equalized Value of Exemptions	Percent of Value Exempted
13500	TOWN - GENERALLY	RPTL 406(1)	5	833,462	0.29
13510	TOWN - CEMETERY LAND	RPTL 446	1	85,513	0.03
25110	NONPROF CORP - RELIG(CONST PRO	RPTL 420-a	2	467,949	0.16
26400	INC VOLUNTEER FIRE CO OR DEPT	RPTL 464(2)	1	2,564	0.00
41120	ALT VET EX-WAR PERIOD-NON-COMB	RPTL 458-a	21	297,697	0.10
41130	ALT VET EX-WAR PERIOD-COMBAT	RPTL 458-a	17	403,206	0.14
41140	ALT VET EX-WAR PERIOD-DISABILI	RPTL 458-a	6	208,141	0.07
41700	AGRICULTURAL BUILDING	RPTL 483	2	197,753	0.07
41720	AGRICULTURAL DISTRICT	AG-MKTS L 305	47	10,456,168	3.60
41800	PERSONS AGE 65 OR OVER	RPTL 467	15	1,771,658	0.61
41834	ENHANCED STAR	RPTL 425	58	5,912,439	2.04
41854	BASIC STAR 1999-2000	RPTL 425	153	6,308,343	2.17
41930	DISABILITIES AND LIMITED INCOM	RPTL 459-c	4	597,436	0.21
41934	DISABILITIES AND LIMITED INCOM	RPTL 459-c	2	77,899	0.03
47460	FOREST LAND CERTD AFTER 8/74	RPTL 480-a	25	1,150,208	0.40
50000	SYSTEM CODE	STATUTORY AUTH NOT DEFINED	1	97,436	0.03
Total Exemptions Exclusive of System Exemptions:			359	28,770,436	9.91
Total System Exemptions:			1	97,436	0.03
Totals:			360	28,867,872	9.94

Values have been equalized using the Uniform Percentage of Value. The Exempt amounts do not take into consideration, payments in lieu of taxes or other payments for municipal services.

Amount, if any, attributable to payments in lieu of taxes: _____

Equalized Total Assessed Value 86,597,737

School District - 134201 Pine Plains

Exemption Code	Exemption Name	Statutory Authority	Number of Exemptions	Total Equalized Value of Exemptions	Percent of Value Exempted
13500	TOWN - GENERALLY	RPTL 406(1)	1	223,877	0.26
25110	NONPROF CORP - RELIG(CONST PRO	RPTL 420-a	2	248,984	0.29
26400	INC VOLUNTEER FIRE CO OR DEPT	RPTL 464(2)	2	489,809	0.57
27350	PRIVATELY OWNED CEMETERY LAND	RPTL 446	1	804,492	0.93
41120	ALT VET EX-WAR PERIOD-NON-COMB	RPTL 458-a	12	159,267	0.18
41124	ALT VET EX-WAR PERIOD-NON-COMB	RPTL 458-a	1	13,292	0.02
41130	ALT VET EX-WAR PERIOD-COMBAT	RPTL 458-a	12	265,848	0.31
41140	ALT VET EX-WAR PERIOD-DISABILI	RPTL 458-a	4	128,449	0.15
41720	AGRICULTURAL DISTRICT	AG-MKTS L 305	5	1,122,490	1.30
41800	PERSONS AGE 65 OR OVER	RPTL 467	6	671,279	0.78
41805	PERSONS AGE 65 OR OVER	RPTL 467	3	354,431	0.41
41834	ENHANCED STAR	RPTL 425	27	2,502,643	2.89
41854	BASIC STAR 1999-2000	RPTL 425	80	3,080,640	3.56
41930	DISABILITIES AND LIMITED INCOM	RPTL 459-c	2	171,674	0.20
Total Exemptions Exclusive of System Exemptions:			158	10,237,175	11.82
Total System Exemptions:			0	0	0.00
Totals:			158	10,237,175	11.82

Values have been equalized using the Uniform Percentage of Value. The Exempt amounts do not take into consideration, payments in lieu of taxes or other payments for municipal services.

Amount, if any, attributable to payments in lieu of taxes: _____

Equalized Total Assessed Value 638,971,663

School District - 134201 Pine Plains

Exemption Code	Exemption Name	Statutory Authority	Number of Exemptions	Total Equalized Value of Exemptions	Percent of Value Exempted
12100	NYS - GENERALLY	RPTL 404(1)	1	431,429	0.07
13500	TOWN - GENERALLY	RPTL 406(1)	7	1,789,771	0.28
13510	TOWN - CEMETERY LAND	RPTL 446	1	85,513	0.01
25110	NONPROF CORP - RELIG(CONST PRO	RPTL 420-a	5	1,152,879	0.18
26400	INC VOLUNTEER FIRE CO OR DEPT	RPTL 464(2)	3	492,373	0.08
27350	PRIVATELY OWNED CEMETERY LAND	RPTL 446	1	804,492	0.13
41120	ALT VET EX-WAR PERIOD-NON-COMB	RPTL 458-a	50	693,919	0.11
41124	ALT VET EX-WAR PERIOD-NON-COMB	RPTL 458-a	1	13,292	0.00
41130	ALT VET EX-WAR PERIOD-COMBAT	RPTL 458-a	39	901,257	0.14
41140	ALT VET EX-WAR PERIOD-DISABILI	RPTL 458-a	13	475,536	0.07
41700	AGRICULTURAL BUILDING	RPTL 483	6	1,453,550	0.23
41720	AGRICULTURAL DISTRICT	AG-MKTS L 305	149	29,501,906	4.62
41800	PERSONS AGE 65 OR OVER	RPTL 467	38	4,533,469	0.71
41805	PERSONS AGE 65 OR OVER	RPTL 467	3	354,431	0.06
41834	ENHANCED STAR	RPTL 425	129	12,753,289	2.00
41854	BASIC STAR 1999-2000	RPTL 425	315	12,835,161	2.01
41864	Basic STAR (land belongs to ot	RPTL 425	4	129,078	0.02
41930	DISABILITIES AND LIMITED INCOM	RPTL 459-c	7	907,624	0.14
41934	DISABILITIES AND LIMITED INCOM	RPTL 459-c	3	121,846	0.02
42100	SILOS, MANURE STORAGE TANKS,	RPTL 483-a	4	131,069	0.02
47460	FOREST LAND CERTD AFTER 8/74	RPTL 480-a	33	3,654,251	0.57
49500	SOLAR OR WIND ENERGY SYSTEM	RPTL 487	5	443,109	0.07

Equalized Total Assessed Value 638,971,663

School District - 134201 Pine Plains

Exemption Code	Exemption Name	Statutory Authority	Number of Exemptions	Total Equalized Value of Exemptions	Percent of Value Exempted
50000	SYSTEM CODE	STATUTORY AUTH NOT DEFINED	4	864,463	0.14
Total Exemptions Exclusive of System Exemptions:			817	73,659,244	11.53
Total System Exemptions:			4	864,463	0.14
Totals:			821	74,523,707	11.66

Values have been equalized using the Uniform Percentage of Value. The Exempt amounts do not take into consideration, payments in lieu of taxes or other payments for municipal services.

Amount, if any, attributable to payments in lieu of taxes: _____