



DOVER-SHERBORN HIGH SCHOOL

9 Junction Street, Dover, Massachusetts 02030
508-785-1730 www.doversherborn.org

2023-2024 SCHOOL PROFILE

C.E.E.B. Code 220695

ADMINISTRATION

Principal

John Smith

Assistant Principal

Timothy O'Mara

Director of Guidance

Ellen Rowley

Athletic Director

Emily Sullivan

COUNSELING DEPARTMENT

School Counselors

Beth Hecker (A-E)

Robert Williamson (F-K)

Carol Spezzano (L-P)

Michael Patti (R-Z)

MISSION STATEMENT

Dover-Sherborn High School is a community of learners whose goal is to inspire academic excellence and a commitment to personal and civic responsibility. We engage in the learning process with honesty, creativity, dedication, and respect, and seek to provide an atmosphere of freedom and trust in a safe and nurturing environment.

SCHOOL AND COMMUNITY OVERVIEW

Dover-Sherborn High School is consistently ranked among the top public schools in the Commonwealth of Massachusetts and in the nation. Dover-Sherborn has long had a national reputation for academic excellence. This small, comprehensive regional school is located in the town of Dover, about 20 miles west of Boston. It serves the small, semi-rural residential towns of Dover and Sherborn, whose communities strongly support public education and are truly dedicated to educating its youth and inspiring a passion for learning. Annually over ninety-five percent of our graduates attend four year colleges and universities.

SCHOOL FACTS

- DSHS is accredited by the New England Association of Schools and Colleges.
- Ninety-seven percent of the Class of 2023 students are continuing their education after graduation.
- The high school serves 653 students in grades 9 through 12 and there are 174 students in the Class of 2024.
- Dover-Sherborn is the first Challenge Success school on the East Coast to prioritize student wellness and engagement.
- The Dover-Sherborn Schools participate in the Metropolitan Council for Educational Opportunities (METCO), a voluntary program that brings 41 students from the City of Boston to the Dover, Sherborn, and Dover-Sherborn Regional Schools.
- The Dover Sherborn Public Schools do not discriminate on the basis of race, color, sex/gender, gender identity, religion, national origin, sexual orientation, disability, or homelessness.

CURRICULUM INFORMATION

Though Dover-Sherborn offers three levels of courses in English, mathematics, science, social studies and world languages, students are not tracked. Most departments offer a variety of courses that are heterogeneously grouped. Students are expected to enroll in a minimum of 36 credits annually. The schedule is based upon an eight-day rotation. All primary courses (and most electives) meet six times out of the eight-day cycle and all classes meet for nearly an hour each. In general, 6 credits are earned for successful completion of a year-long course, and 3 credits are earned for successful completion of a semester course. Laboratory sciences may meet up to two additional periods each cycle. Any questions regarding courses listed on a student's transcript should be directed to the Guidance Office or consult our [Program of Studies](#) posted on the high school website.

COUNSELOR INFORMATION

Counselors work with each student on their caseload for all four years of high school. College applications are supplemented by a personal letter written by the student's school counselor. This descriptive letter is a comprehensive report that includes teacher feedback, information from student records and reports, and the counselor's personal knowledge of the student. Counselors make every effort to provide accurate student profiles for each senior. Should you have questions about any student, our counselors welcome the opportunity to speak with you. Dover-Sherborn High School subscribes to Naviance. Counselors submit all materials electronically, whenever possible, including the end-of-year final transcript after graduation (June 6th, 2024).

GRADUATION REQUIREMENTS *

In addition to meeting state graduation competency requirements, one hundred forty course credits are required for graduation.

| <u>Discipline</u> | <u>Minimum numbers of credits required</u> |
|---|--|
| English | 24 credits |
| Mathematics | 24 credits |
| Lab Sciences | 18 credits |
| Social Studies (including World & U.S. History) | 18 credits |
| World Language | 18 credits |
| Tech, Engineering & Comp Science and/or Fine & Performing Arts | 18 credits |
| Wellness (Health & Physical Education) | 12.5 credits |
| Community Service | 40 hours |

*Students must also earn a passing score in all MCAS Graduation/Competency Determination

DSHS Guidance COVID-19 Grading Statement

2020-2021 School Year:

Dover Sherborn High School opted to follow a hybrid model of education however families were able to choose a fully remote model of learning. Letter grades were given, though students did not take midyear or final exams. To accommodate a later start of the school year, we adjusted our overall semester grades to reflect a running average of work done each semester.

2021-Present School Year:

We returned to in-person learning five days a week. We publish interim grades in late October and first semester grades in early February. A first quarter grade will therefore not necessarily reflect 50% of the first semester grade and should be viewed as an interim grade report.

GRADING SYSTEM for 2023-2024

Dover-Sherborn operates on a two-semester calendar year. We will report interim senior grades in early November and first semester grades in early February. The minimum passing grade is 65. Grades on transcripts and report cards are literal and the numerical equivalents are:

| | | | | |
|------------|------------|------------|----------------------|----------|
| A = 93-100 | B+ = 87-89 | C+ = 77-79 | D = 65-69 | P = Pass |
| A- = 90-92 | B = 83-86 | C = 73-76 | F = Below 65 Failing | F = Fail |
| | B- = 80-82 | C- = 70-72 | | |

GRADE POINT AVERAGE

The Dover-Sherborn GPA is based on a **weighted 4.0 system** and includes mathematics, science, world language, social studies, English and all AP courses taken at Dover-Sherborn High School. Summer school courses are not factored into the weighted GPA. The highest attainable weighted GPA is **4.87**. The highest current weighted GPA in the Class of **2024** at the end of six semesters is a **4.84**.

| | | | | | | | | | | |
|---------------------|------|------|------|------|------|------|------|------|------|---|
| | A | A- | B+ | B | B- | C+ | C | C- | D | F |
| ADVANCED PLACEMENT | 5.00 | 4.58 | 4.17 | 3.75 | 3.33 | 2.92 | 2.50 | 2.08 | 1.25 | 0 |
| HONORS | 4.80 | 4.40 | 4.00 | 3.60 | 3.20 | 2.80 | 2.40 | 2.00 | 1.20 | 0 |
| COLLEGE PREPARATORY | 4.00 | 3.67 | 3.33 | 3.00 | 2.67 | 2.33 | 2.00 | 1.67 | 1.00 | 0 |

Policy on Rank-in-Class

With approval of the Dover-Sherborn School Committee, Dover-Sherborn High School does not compute a "Rank-in-Class" for its students.

Advanced Placement

Fifteen Advanced Placement courses were offered during the 2022-2023 academic year. Advanced Placement courses are typically offered during the junior and senior year and students maximize their educational opportunities within the confines of the master schedule and graduation requirements. **All students receiving Advanced Placement credit are expected to take the AP examination in May.**

In the spring of 2023, **223** students took **540** examinations.

| <u>Course:</u> | <u>Percent Earning 3 or Higher</u> |
|---|------------------------------------|
| Biology | 100% |
| Calculus AB | 100% |
| Calculus BC | 100% |
| Chemistry | 100% |
| Computer Science Principles | 96% |
| English Language and Composition (grade 11) | 92% |
| English Literature (grade 12) | 100% |
| French Language and Culture | 100% |
| Latin | 100% |
| Physics C-Mech | 94% |
| Spanish Language and Culture | 100% |
| Statistics | 79% |
| Studio Art 2D | 82% |
| U.S Government and Politics (grade 12) | 92% |
| U.S. History (grade 11) | 99% |

2023 Advanced Placement Results

| | |
|---|-----|
| 5 | 222 |
| 4 | 184 |
| 3 | 107 |
| 2 | 26 |
| 1 | 1 |

2023 Advanced Placement Awards

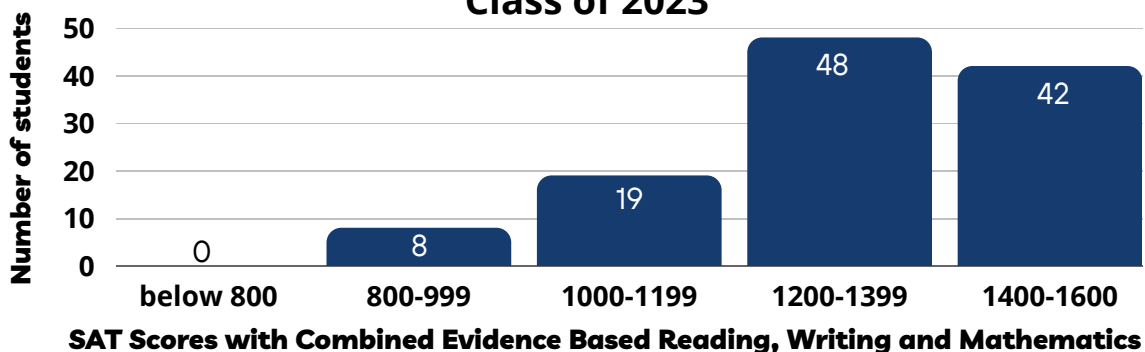
| | |
|------------------------------|-----------|
| AP Scholars with Distinction | 58 |
| AP Scholars with Honors | 21 |
| AP Scholars | <u>40</u> |
| Total: | 119 |

College Board Scores

Seventy-nine percent of the Class of 2023 took the SAT. Of the students who took the SAT, **77% earned a combined score of over 1200**. The mean of the highest scores achieved by these test takers as calculated in Naviance is as follows:

| <u>Class of:</u> | <u>2022</u> | <u>2023</u> | <u>2024</u> (As of September 2023) |
|---|-------------|-------------|------------------------------------|
| Evidence Based Reading & Writing | 641 | 657 | 643 |
| Mathematics | 651 | 652 | 653 |

SAT RANGES Class of 2023



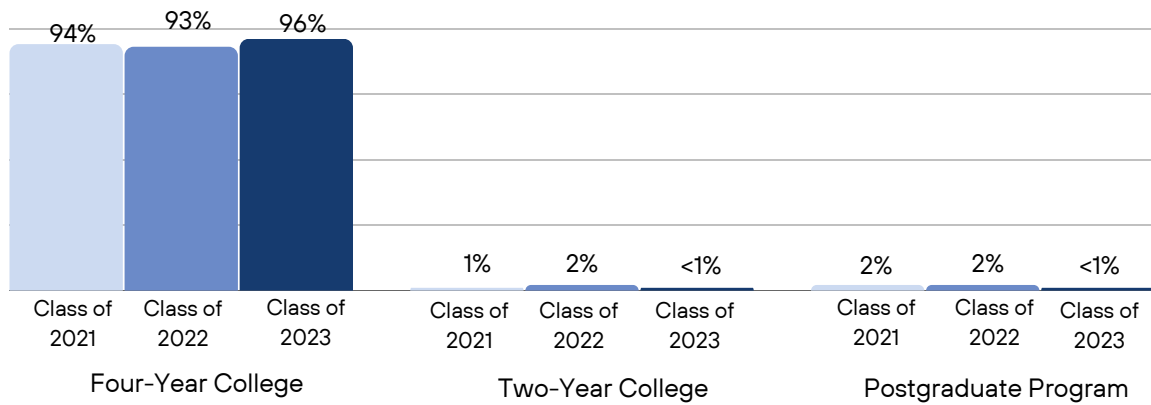
ACT Mean Scores for 2022-2023 (105 Test Takers)

English: 28.8 Math: 27.9 Reading: 30.0 Science: 28.0 Composite: 28.7 STEM: 28.2

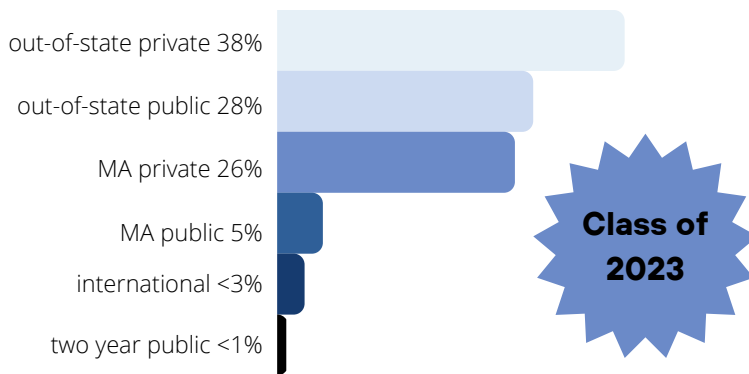
National Merit Recognition for the Class of 2023

Semi-Finalist: 2 Commended Students: 21

Dover-Sherborn High School Post-Secondary Plans



Graduates attending colleges & universities



Class of 2023

Graduates pursuing other opportunities

- 3% employment/trade
- <1% postgraduate program

2023 Schools Most Attended

| | |
|-------------------------------------|------------|
| Boston College | 6 students |
| University of Colorado-Boulder | 6 students |
| Northeastern University | 6 students |
| University of Massachusetts-Amherst | 5 students |
| University of Vermont | 5 students |
| Colby College | 4 students |
| Babson College | 4 students |
| College of the Holy Cross | 3 students |
| Miami University-Oxford | 3 students |
| University of Indiana-Bloomington | 3 students |
| University of Michigan-Ann Arbor | 3 students |
| Fairfield University | 3 students |
| Endicott College | 3 students |
| University of Rhode Island | 3 students |

Class of 2023 Partial Colleges and Universities Acceptance List

| | | | |
|---------------------------|--------------------------------|-----------------------------------|-----------------------------------|
| Alaska Pacific University | Fisher College | Purdue University, Main Campus | University of Mass Dartmouth |
| Auburn University | Fordham University | Rensselaer Polytechnic Institute | University of Miami |
| Bentley University | Framingham State University | Sacred Heart University | University of Michigan-Ann Arbor |
| Binghamton University | Georgetown University | Salve Regina University | University of Oregon |
| Boston College | Hood College | Simmons University | University of Pennsylvania |
| Boston University | IE University, Madrid | Skidmore College | University of Rhode Island |
| Brown University | Indiana University Bloomington | Stonehill College | University of St Andrews |
| Bryant University | Ithaca College | Syracuse University | University of Sydney |
| Champlain College | Lafayette College | The George Washington University | University of Toronto |
| Claremont McKenna College | Loyola University Maryland | The University of Edinburgh | University of Vermont |
| Clark University | Marist College | Trinity College | University of Virginia |
| Colby College | Mass Bay Community College | Tufts University | University of Wisconsin-Madison |
| Colgate University | McGill University | Tulane University | Vanderbilt University |
| College of the Holy Cross | Miami University, Oxford | United States Coast Guard Academy | Villanova University |
| Colorado College | Michigan State University | University at Buffalo | Virginia Polytechnic Institute |
| Connecticut College | New York University | University of CA, Irvine | Wake Forest University |
| Cornell University | Northeastern University | University of Chicago | Wentworth Institute of Technology |
| Dartmouth College | Northwestern University | University of Colorado Boulder | Wesleyan University |
| Elon University | Oberlin College | University of Delaware | Wheaton College Massachusetts |
| Endicott College | Princeton University | University of Maine, Orono | Williams College |
| Fairfield University | Providence College | University of Mass Amherst | Worcester Polytechnic Institute |