



Sydenham School

Year 8 2023

Meet the Tutor

Anna Siddell
Deputy Headteacher



WELCOME

The image features the word "WELCOME" in a bold, white, 3D sans-serif font. The letters are slightly shadowed, giving them a three-dimensional appearance. The text is centered horizontally and surrounded by a dense, scattered field of small, multi-colored confetti pieces. The confetti consists of various shapes and sizes in shades of red, blue, yellow, and magenta. The entire scene is set against a plain white background.

Well done to our Year 8 students



- A fantastic start to Year 8 at Sydenham
- Positive attitudes
- Smart uniform
- Equipment
- Kindness and friendship
- An exciting year ahead



Thank you



- Thank you to you for everything you have done to prepare your child for Year 8
- Important step up from Year 7
- Working as a team to support every child



Culture and Ethos of Sydenham School



- High expectations
- Kindness
- Hard work
- Participation
- Relationships



Rewards and Recognition



- Merit system
- Notes in planners, written during the lesson
- Phone calls
- Postcards
- Thank You cards
- Letters or emails
- The Gold Standard
- Bespoke certificates
- Headteacher/SLT Commendation Tea Parties



Charlotte Johnson
Head of Year 8



The Sydenham Curriculum – 3 aims



**Academic
achievement**

**Global
citizenship**

**Enterprise
and
confidence**

The Sydenham Student



We are ready to learn

We think of others

We work hard


We are curious and open-minded

Learning at Sydenham School



- “Intelligence isn’t fixed – most people can get cleverer.
- High performers are made not born. They work for it.
- Any house can be home to success. It’s not all in the genes.”

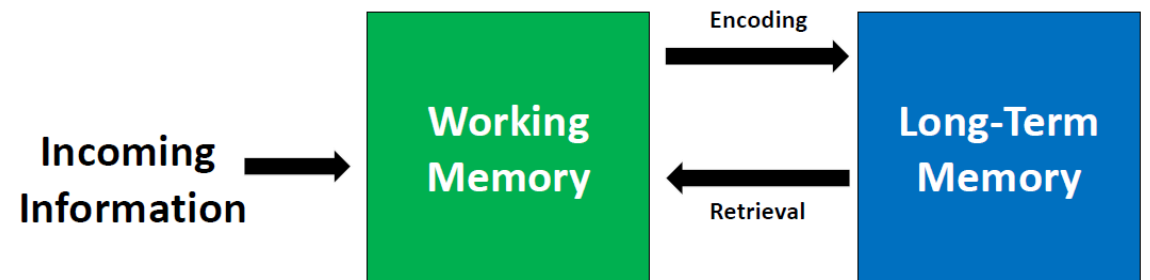
‘Great Minds and How to Grow Them’ Wendy Berliner and Deborah Eyre



Learning and Memory



- Learning is building knowledge in our long-term memory
- When we first learn information, we hold it in our working memory, but this can only hold small amounts of information
- To learn, we need to keep knowledge in our long-term memory
- Retrieval Practice helps us to do this
- This is when we deliberately recall information to see what we know
- Retrieval Practice is key to learning at Sydenham School




The Curriculum – Key Principles



**Subject
Knowledge**



**Subject
Disciplinary
Skills**



**High
Performance
Learning**

Studying and revising



- Reading over notes is not an effective form of studying
- A more effective technique is for students to put everything away and test themselves on what they know
- This builds a stronger working memory
- This is a blank paper exercise or brain dump



Supporting your child



Parent Top Tip

Quiz your daughter or son using their flashcards. Give them plenty of time to answer. The more they struggle, the better for memory.

STEP

1

Make a list of all the important information you need to know from a particular unit or chapter.

STEP

2

Close the books and create a quiz using flashcards or app.

STEP

3

Try to retrieve everything you remember.

STEP

4

Go back and check all your answers.

Year 8 Homework



- Students receive homework for all subjects
- Homework is set on Bromcom
- Ask about homework – it makes a difference!
- Year 8 Homework Club – Wednesdays



Those who read, succeed!



Those Who Read Succeed!

Please talk to your child about the book they are currently reading and foster a love of reading culture at home.

Why read 20 minutes at home?

Child A Reads:	Child B Reads:	Child C Reads:
20 minutes per day	5 minutes per day	1 minute per day
3,600 minutes per school year	900 minutes per school year	180 minutes per school year
1,800,000 words per year	282,000 words per year	8,000 words per year

The average word count for a typical novel is anywhere from 70,000 to 120,000 words

Between 15 and 25 books a year!



3 or 4 books a year



Less than one book per year




Want to be a better reader? Simply read!



Helping your child succeed in English



- Different genres
- More challenging books
- Non-fiction texts
- Broadsheet newspapers
- Library lessons
- Accelerated Reader programme
- Library visits





Helping your child succeed in Maths

- Talk positively about Maths
- Ask your child to show you what they have been learning
- Weekly homework on Sparx Maths
- Maths fluency eg. times tables is key to success



Sparx Maths Homework



- Personalised homework tasks
- Achievable but with stretch and challenge
- Topics set by teacher
- Questions from previous topics included
- Times table practice every week

Sparx Maths

Sparx Maths Homework



www.sparxmaths.com

The screenshot shows the Sparx Maths website interface. At the top, there is a navigation bar with 'Sparx Maths' on the left and links for 'For Teachers', 'For School Leaders', 'Our Impact', 'Resources', 'New!', 'Register interest', and 'Log in'. A red arrow points from the 'Log in' button to a modal window. The modal window has two options: 'Teacher login' and 'Student login', with 'Student login' circled in red. Below the modal is a 3D diagram of a rectangular prism with dimensions 2 m, 9 m, and 5 m. In the background, a laptop displays the Sparx Maths dashboard with a 'Help the class' section and a 'Challenge the class' section. A yellow hexagonal badge in the bottom right corner contains the text 'Proven to significantly boost grades by University of Cambridge'.

Personalised intelligent practice proven to boost student grades

Use the login button here and select 'student login'

- ✓ 1 hour of Sparx Maths a week significantly improves student grades
- ✓ Can save up to 200 hours of teacher time per year
- ✓ Covers ages 11-16 for UK and international mathematics curricula
- ✓ Provides powerful, actionable insights for school leaders and teachers
- ✓ The market leaders in maths

Proven to significantly boost grades by **University of Cambridge**

Sparx Maths Homework



sparx Student Login

Type 'Sydenham School' here

Select your school

Start typing your school's name ...

Continue

Sparx Maths Homework



This is your personalised Compulsory homework. You need to answer every question correctly to complete it.

- ▶ Homework due Thursday 7th July 8am Completed
- ▶ Homework due Thursday 30th June 8am Completed
- ▶ Homework due Thursday 23rd June 8am Completed

On the left sidebar, there are buttons for: Compulsory (with a checkmark), XP Boost (with a checkmark), Target (with a checkmark), Sparx Practice, and Independent Learning.

Please make sure you log in with your child regularly to ensure they're completing their homework

Maths Clinic



- Drop-in sessions
- Monday Lunchtime and Thursday after school
- Room S202

Maths Help

A graphic for 'Maths Help' featuring the text in a large, dark blue, rounded font. Surrounding the text are several red mathematical symbols and icons: a calculator, a square root symbol with a question mark, an infinity symbol, a bar chart with an upward arrow, a percentage sign, a plus sign, a multiplication sign, and a line graph with a positive slope.

Helping your child succeed in Science



- School science website: **revise4science.weebly.com**
 - Tick lists of key information
- Online learning: **ACTIVELEARN**
 - Login details to come
- BBC Bitesize
- Seneca Learning



Helping your child succeed in Languages



- Weekly homework will be set in Languages on Quizlet
- Students will also have a vocabulary booklet
- Language learning relies on regular revisiting of vocabulary and sentence structures



GCSE Options Process

- This year, your child will make an important decision and choose which subjects they wish to continue to study at GCSE level.
- This means they need to start thinking about their future – but the most important thing is that they **pick subjects they enjoy!**
- All students will continue to study the core subjects – English, Maths and Science.
- All students will also continue to study History and Geography during Year 9, then pick which one they'd like to do for GCSE in April of Year 9.
- The vast majority of students will also continue to study a language (Spanish, French or German) at GCSE Level. Students who don't study a language will receive extra English and Maths.
- All students will continue to study Physical Education, Personal and Social Education and Religious Education.
- **After the core subjects, students have four options - Geog/ Hist, Language and then their choice of two additional subjects.**

What options are available at GCSE?

- GCSE Religious Studies, Philosophy and Ethics
- GCSE Art and Design: Fine Art
- GCSE Business
- CNAT Child Development
- GCSE Citizenship Studies
- GCSE Computer Science
- GCSE Dance and BTEC Dance
- GCSE Drama
- GCSE Food Preparation and Nutrition
- GCSE German, French, Spanish
- GCSE Geography
- CNAT Health and Social Care
- GCSE History
- GCSE Latin
- GCSE Media Studies
- GCSE Music
- GCSE Physical Education
- BTEC Sport
- GCSE Design Technology: Product Design
- GCSE Sociology
- GCSE Design Technology: Textiles

Religious Studies GCSE at Sydenham

All students at Sydenham take Religious Studies GCSE.

From Summer 2025, Students in Year 10 will sit the Religious Studies (Short Course) GCSE.

Why take the GCSE early?

- To provide students with an opportunity to practice an exam a year early
- To enable students to see the benefit of consistent revision and successful revision strategies when they achieve their first GCSE
- Reduce the number of exam papers sat in Year 11

Key Dates and Processes

Dates	Events
Early Feb 2024	Year 8 Options Evening – 5pm -7pm Options forms will be given out to students
Early March 2024	Deadline for forms to be returned to Reception
March - April	Individual meetings with parents and/or students, where first or reserve choices cannot be given.
June	Confirmation of final options to be sent out to students via tutors
July	You will be issued with your final timetable for Year 9 based on your options.

Key Dates for Year 8



- Year 8 Assessment Fortnight 1: 13/11/23 – 24/11/23
- Year 8 Progress Point 1 Reports: W/b 11/12/23
- Year 8 Parents' Evening: 17/01/24
- Year 8 Options Evening: 01/02/24
- Pastoral Invited Parents' Evening: 06/03/24
- Year 8 Assessment Fortnight 2: 13/05/24 – 24/05/24
- Year 8 Progress Point 2 Reports: W/b 17/06/24



Thank you for coming

