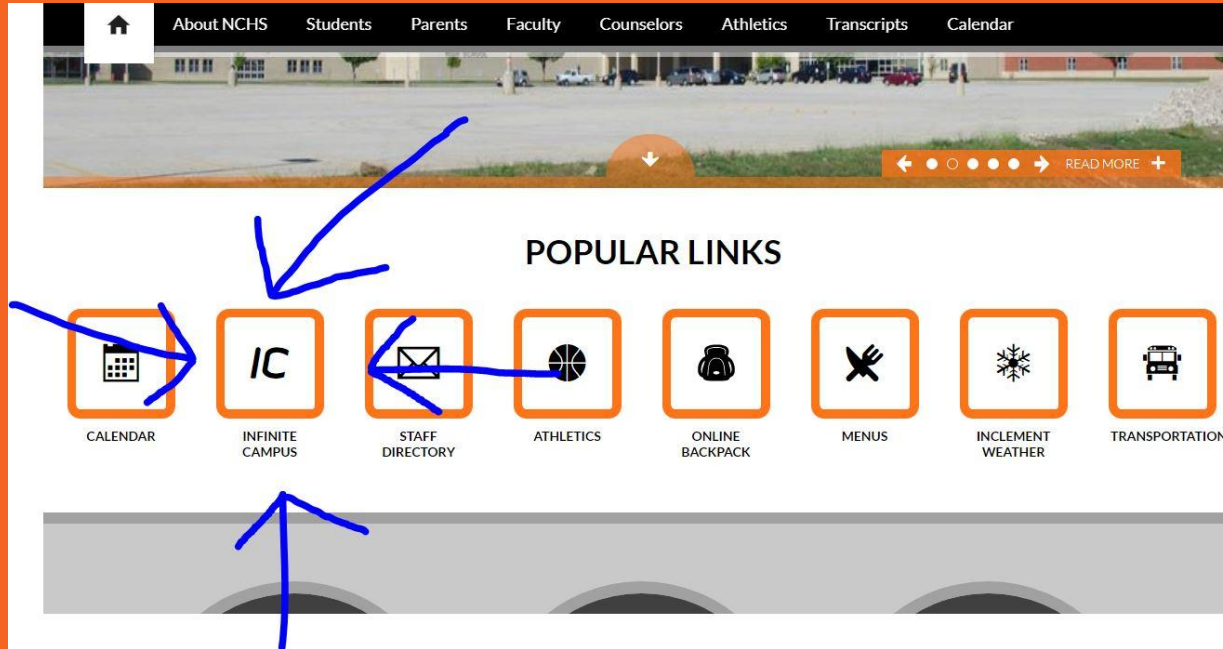


---

# **Student Course Selection - Using Infinite Campus**

---

# Infinite Campus: Finding the Student Portal



# Infinite Campus: Finding the Student Portal

If it says  
“Campus  
Parent” in the  
top right,  
click on the  
“Log in to  
Campus  
Student” link.

Infinite Campus

MCLEAN COUNTY UNIT  
DISTRICT No. 5

Parent Username

Password

Log In

[Forgot Password?](#) [Forgot Username?](#) [Help](#)

[Log in to Campus Student](#)

or

[New User?](#)

**Campus Parent**

**Announcements**  
**Monday July 1, 2019**  
Online Registration for the 2019-20 School Year can be accessed in the "More" menu on the left navigation bar within the Parent Portal.

More information can be found on our [Registration Information](#) page on the Unit 5 District website, under Students and Parents.

**Sunday May 12, 2019**  
Download the Infinite Campus Parent and Student Mobile Apps

[Apple App Store](#)  
[Google Play Store](#)

©2003-2019 Infinite Campus, Inc. | Version: Campus.1941.14

English

# Infinite Campus: Finding the Student Portal

Use your UNIT  
5 email login to  
login to the  
Infinite  
Campus  
system

\*\*If you are having  
issues logging in, go to  
the IMC to get your  
password reset.\*\*

Infinite Campus

MCLEAN COUNTY UNIT  
DISTRICT No. 5

Student Username

Password

[Log In](#)

[Forgot Password](#) [Log Out](#) [Help](#)

[Log In to Campus Parent](#)

**Announcements**  
**Monday July 1, 2019**  
Online Registration for the 2019-20 School Year can be accessed in the "More" menu on the left navigation bar within the Parent Portal.

More information can be found on our [Registration Information](#) page on the Unit 5 District website, under Students and Parents.

**Sunday May 12, 2019**  
Download the Infinite Campus Parent and Student Mobile Apps

[Apple App Store](#)  
[Google Play Store](#)

[Campus Student](#)

©2003-2019 Infinite Campus, Inc. | Version: Campus 1941.14

English

# Student Access

1. Log In to Student Portal in Infinite Campus
2. Select Academic Plan from the Index in the left column
3. Add Post Grad Location and/or Post Grad plans if desired (optional--can be left blank)
4. Click “Next”

**Academic Plan**

Choose an Academic Plan:

Post Grad Location  Post Grad Plans

**Next**




Infinite Campus

- Today
- Calendar
- Assignments
- Grades
- Grade Book Updates
- Attendance
- Schedule
- Academic Plan**
- Food Service
- Fees
- Message Center
- Discussions
- More

# Course Selection

Students can type either the Course Code or Course Name into the white boxes to select a class:

Math (2.00 / 3.00)		Math (2.00 / 3.00)	
2.00 / 1.00	0.00 / 1.00	2.00 / 1.00	0.00 / 1.00
<input type="text" value="MAT521 GEOMETRY - 0.50"/> <input type="text" value="MAT521 GEOMETRY - 0.50"/> <input type="text" value="MAT522 GEOMETRY - 0.50"/> <input type="text" value="MAT522 GEOMETRY - 0.50"/>	<input type="text" value="mat68"/> <b>MAT681 ALGEBRA 2 - 1.00</b> MAT682 ALGEBRA 2 - 1.00	<input type="text" value="MAT521 GEOMETRY - 0.50"/> <input type="text" value="MAT521 GEOMETRY - 0.50"/> <input type="text" value="MAT522 GEOMETRY - 0.50"/> <input type="text" value="MAT522 GEOMETRY - 0.50"/>	<input type="text" value="algebra 2"/> MAT641 FUNDAMENTAL ALGEBRA 2 - 1.00 MAT642 FUNDAMENTAL ALGEBRA 2 - 1.00 <b>MAT681 ALGEBRA 2 - 1.00</b> MAT682 ALGEBRA 2 - 1.00
0.0 credit from grade 08 course MAT321 ALGEBRA 1 0.0 credit from grade 08 course MAT322 ALGEBRA 1		0.0 credit from grade 08 course MAT321 ALGEBRA 1 0.0 credit from grade 08 course MAT322 ALGEBRA 1	

**Grade: 10** 0.00 / 6.00 

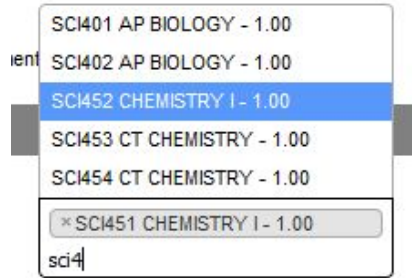
0.00 / 1.00

Math (2.00 / 3.00)	
2.00 / 1.00	0.00 / 1.00
<input type="text" value="MAT521 GEOMETRY - 0.50"/> <input type="text" value="MAT521 GEOMETRY - 0.50"/> <input type="text" value="MAT522 GEOMETRY - 0.50"/> <input type="text" value="MAT522 GEOMETRY - 0.50"/>	<input type="text" value="csc"/> <b>CSC771 AP COMPUTER SCIENCE PRINCIPLES - 1.00</b> CSC772 AP COMPUTER SCIENCE PRINCIPLES - 1.00

---

# Course Selection (cont'd)

Place the cursor back into the white box under a selected class to enter more than one class into that category



A screenshot of a course selection dropdown menu. The menu is open, showing a list of courses. The first four items are: SCI401 AP BIOLOGY - 1.00, SCI402 AP BIOLOGY - 1.00, SCI452 CHEMISTRY I - 1.00 (highlighted in blue), and SCI453 CT CHEMISTRY - 1.00. Below these is SCI454 CT CHEMISTRY - 1.00. At the bottom of the list is a greyed-out item: \* SCI451 CHEMISTRY I - 1.00. Below the list is a search box containing the text "sci4".

- Study Hall and PE Exempt should go in the Non-Credit section at the bottom
- Must click SAVE at the top!



A screenshot of a button labeled "Academic Plan". To the right of the text is a "Save" button with a floppy disk icon.

---

---

# Tips

- Check [Course to Career Guide](#) to see which courses are offered for a semester and which are a full year. You cannot take semester courses more than one time (with the exception of most PE, band, and choir courses)
  - The credit count at the top will equal 6.0/6.0 if you are taking a study hall (ensure you have selected study hall in the Non-Credit section)
  - The credit count will equal up to 7.0 credits at the top if you are not taking a study hall.
  - If you see an error or a course you are unable to select, please email your counselor immediately.
  - You must enter a PE for both semesters (or select exemption in Non-Credit section IF you qualify)
  - You will need a full 7 selections PER semester to ensure you have a full schedule.
-