



# Mountain Lakes School District


Superintendent/Assistant Superintendent Update  
Monday, March 15, 2021

---

# Covid Update



---



---

# MLSD Covid Cases

- Covid cases since our last board meeting: (3/1/21)
    - Students: 11
    - Staff: 2
  - Please inform your school nurse or building administrator should your child test positive for COVID-19.
  - Most recent [CALI Report](#)
    - Our region reassessed at **Orange** (High Risk). We hear the concerns and will continue to work on ways to move closer to our goal of getting more students into our buildings every day.
-




---

# MLSD Covid Vaccination/Testing

Atlantic Health System has agreed to partner with the MLSD to get us vaccinated in a timely manner

- **Vaccinations** underway
  - **COVID Testing** - mobile lab coming to MLHS every Wednesday from 1PM-3PM, effective April 14 thru end of school year
    - Open to community
    - Only asymptomatic (PCR) testing; results within 24-48 hours
-

# Transition to our Next Phase



---

# Survey Respondent Rate

## MLHS & Briarcliff

Grade Level	Total Enrollment	Survey Respondents	
		#	%
6th Grade	100	100	100.0%
7th Grade	90	81	90.0%
8th Grade	96	91	94.8%
<b>Briarcliff Total</b>	<b>286</b>	<b>272</b>	<b>95.1%</b>
9th Grade	153	136	88.9%
10th Grade	170	152	89.4%
11th Grade	187	165	88.2%
12th Grade	187	166	88.8%
<b>MLHS Total</b>	<b>697</b>	<b>619</b>	<b>88.8%</b>

---

# MLHS & Briarcliff

## Virtual vs. In-Person

	Virtual Only		In-Person	
Grade Level	#	%	#	%
6th Grade	7	7.0%	93	93.0%
7th Grade	8	9.9%	73	90.1%
8th Grade	9	9.9%	82	90.1%
<b>Briarcliff Total</b>	<b>24</b>	<b>8.8%</b>	<b>248</b>	<b>91.18%</b>
9th Grade	9	6.6%	127	93.4%
10th Grade	24	15.8%	128	84.2%
11th Grade	23	13.9%	142	86.1%
12th Grade	19	11.4%	147	88.6%
<b>MLHS Total</b>	<b>75</b>	<b>12.1%</b>	<b>544</b>	<b>87.9%</b>

---


# Proposed Scenarios

## MLHS & Briarcliff

	Scenario One: AM In Person		Scenario Two: Lunch Home		Scenario Three: All Day	
Grade Level	#	%	#	%	#	%
6th Grade	73	73.0%	35	35.0%	54	54.0%
7th Grade	47	58.0%	19	23.5%	51	63.0%
8th Grade	50	54.9%	27	29.7%	59	64.8%
<b>Briarcliff Total</b>	<b>170</b>	<b>62.5%</b>	<b>81</b>	<b>29.8%</b>	<b>164</b>	<b>60.3%</b>
9th Grade	78	57.4%	31	22.8%	83	61.0%
10th Grade	78	51.3%	24	15.8%	81	53.3%
11th Grade	97	58.8%	32	19.4%	90	54.5%
12th Grade	96	57.8%	42	25.3%	100	60.2%
<b>MLHS Total</b>	<b>349</b>	<b>56.4%</b>	<b>129</b>	<b>20.8%</b>	<b>354</b>	<b>57.2%</b>

---





---

# The Plan Ahead

- **MLHS:** Combine Cohorts w/current hybrid schedule
    - Monday, March 29 - Combine 12th grade Cohorts
    - Gradual transition for grades 9, 10 and 11
    - Remote-only survey to follow
  - **Briarcliff:** Combine Cohorts w/current hybrid schedule
    - Monday, April 19 - Combine 6th grade Cohorts
    - Gradual transition for grades 7 and 8
    - Remote-only survey to follow
  - **Wildwood:**
    - Return to full-day instruction TBD
  - **Lake Drive:**
    - Return to full-day instruction TBD
-

# State Updates





---

## State Updates

- **February 25th**: NJDOE requested local school districts to share locally administered assessments to provide a snapshot of student learning during this school year. (Math, ELA and Science)
    - **Update:**
      - Data collected will be used to inform a statewide snapshot of student performance (as part of the state's testing waiver request).
      - NJDOE will not report student performance by school or district.
  - **NJSLA Testing**: Continued to be postponed
-

# District Communication





---

# MLSD Summer Academy

- Return to an in-person setting
  - Monday, June 28th - Friday, July 30th
  - 40 + offerings
    - Across all grade levels & disciplines
  - Specific registration information will be forthcoming.
-



# Superintendent Coffee Talks

April 21st, 2021 - 9:00 am

**LOCATION: Virtual Setting**

---