

A Story of Units[®]

Eureka Math[™]

Grade 1 Module 1

Student File_A

Student Workbook

This file contains:

- G1-M1 Problem Sets
- G1-M1 Homework
- G1-M1 Templates (including cut outs)¹

¹Note that not all lessons in this module include templates or cut outs.

Published by the non-profit GREAT MINDS[®].

Copyright © 2015 Great Minds. No part of this work may be reproduced, sold, or commercialized, in whole or in part, without written permission from Great Minds. Non-commercial use is licensed pursuant to a Creative Commons Attribution-NonCommercial-ShareAlike 4.0 license; for more information, go to <http://greatminds.net/maps/math/copyright>. “Great Minds” and “Eureka Math” are registered trademarks of Great Minds.

Printed in the U.S.A.

This book may be purchased from the publisher at eureka-math.org

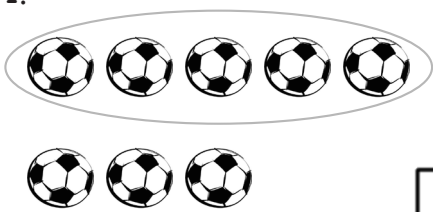


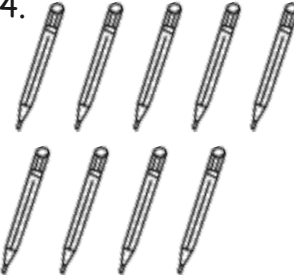
10 9 8 7 6 5 4 3 2

G1-M1-SFA-1.3.1-05.2016

Name _____

Date _____

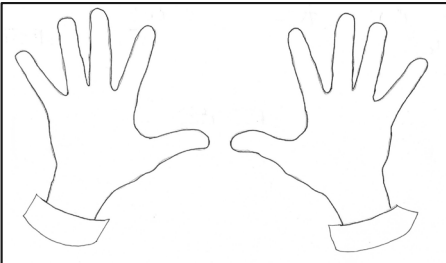
Circle 5, and then make a number bond.

<p>1.</p>  <div style="display: flex; justify-content: center; align-items: center;"> <div style="border: 1px solid black; width: 60px; height: 60px; margin-right: 20px;"></div> <div style="display: flex; flex-direction: column; align-items: center;"> <div style="border: 1px solid black; width: 40px; height: 40px; margin-bottom: 5px;"></div> <div style="border: 1px solid black; width: 40px; height: 40px; margin-bottom: 5px;"></div> </div> </div>	<p>2.</p>  <div style="display: flex; justify-content: center; align-items: center;"> <div style="border: 1px solid black; width: 60px; height: 60px; margin-right: 20px;"></div> <div style="display: flex; flex-direction: column; align-items: center;"> <div style="border: 1px solid black; width: 40px; height: 40px; margin-bottom: 5px;"></div> <div style="border: 1px solid black; width: 40px; height: 40px; margin-bottom: 5px;"></div> </div> </div>
<p>3.</p>  <div style="display: flex; justify-content: center; align-items: center;"> <div style="border: 1px solid black; width: 60px; height: 60px; margin-right: 20px;"></div> <div style="display: flex; flex-direction: column; align-items: center;"> <div style="border: 1px solid black; width: 40px; height: 40px; margin-bottom: 5px;"></div> <div style="border: 1px solid black; width: 40px; height: 40px; margin-bottom: 5px;"></div> </div> </div>	<p>4.</p>  <div style="display: flex; justify-content: center; align-items: center;"> <div style="border: 1px solid black; width: 60px; height: 60px; margin-right: 20px;"></div> <div style="display: flex; flex-direction: column; align-items: center;"> <div style="border: 1px solid black; width: 40px; height: 40px; margin-bottom: 5px;"></div> <div style="border: 1px solid black; width: 40px; height: 40px; margin-bottom: 5px;"></div> </div> </div>

Put nail polish on the number of fingernails shown from left to right. Then, fill in the parts. Make the number of fingernails on one hand a part.

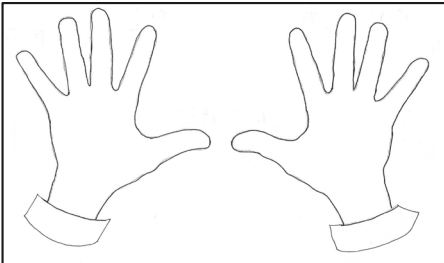
5.

8

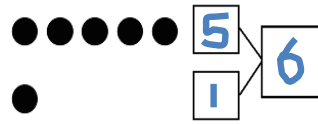


6.

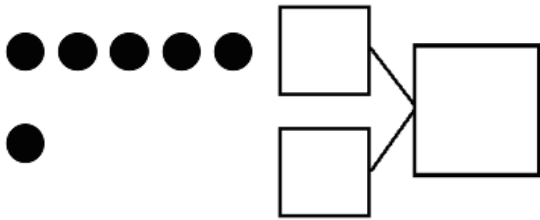
6



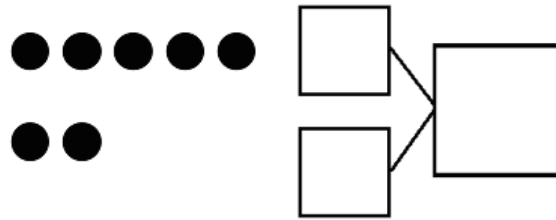
Make a number bond that shows 5 as one part.



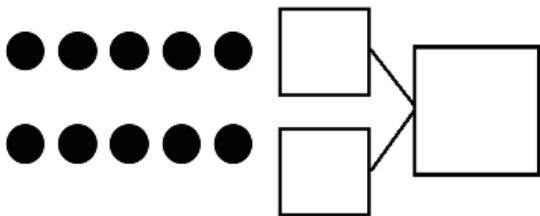
7.



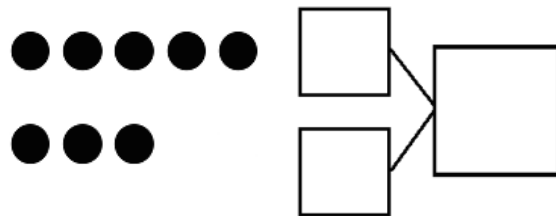
8.



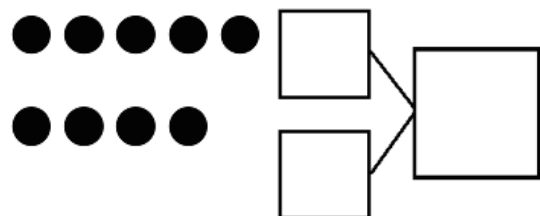
9.



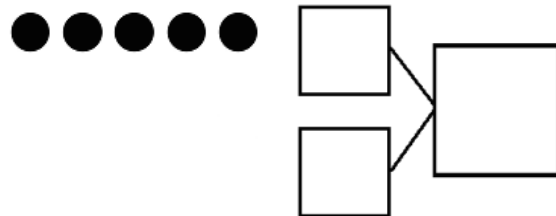
10.



11.



12.



Name _____

Date _____

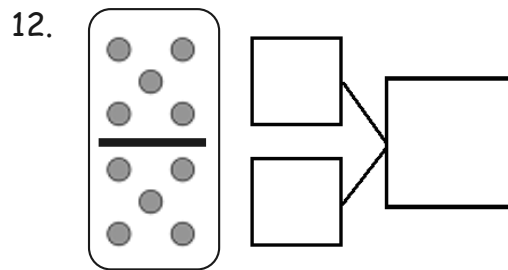
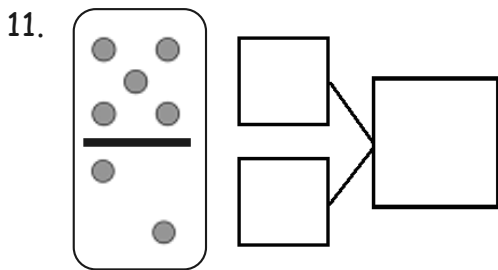
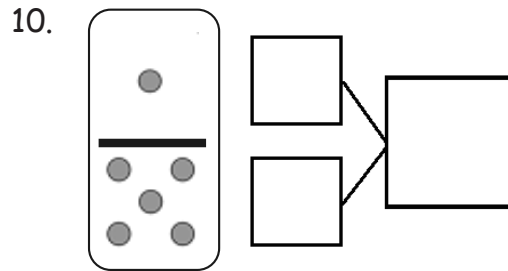
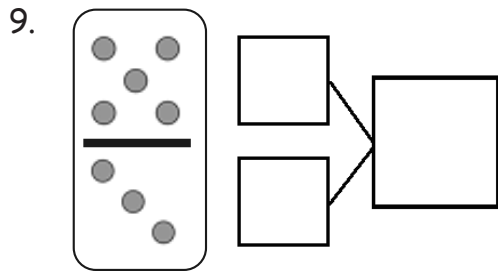
Circle 5, and then make a number bond.

<p>1.</p>	<p>2.</p>
<p>3.</p>	<p>4.</p>

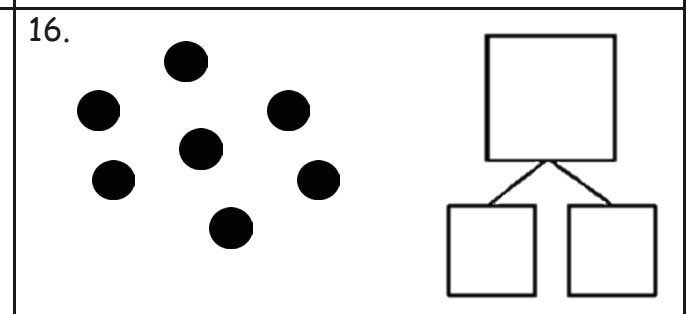
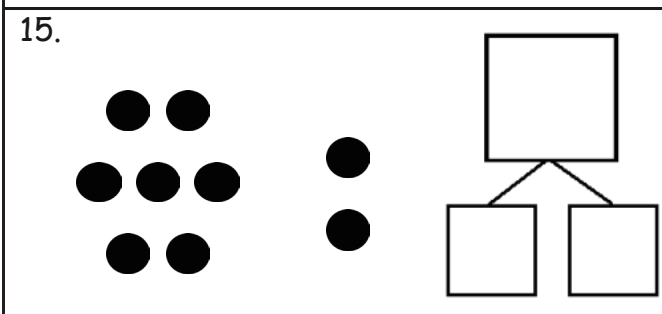
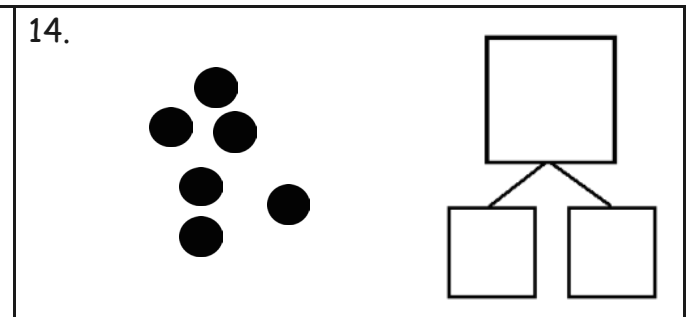
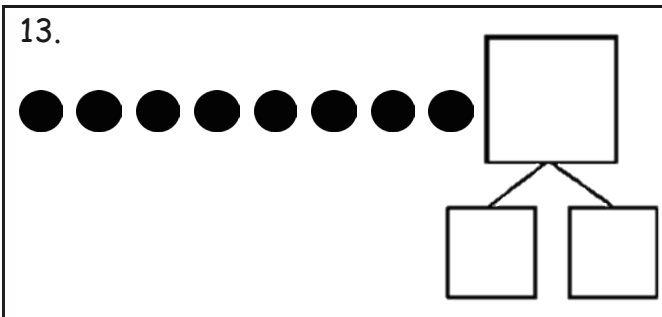
Make a number bond that shows 5 as one part.

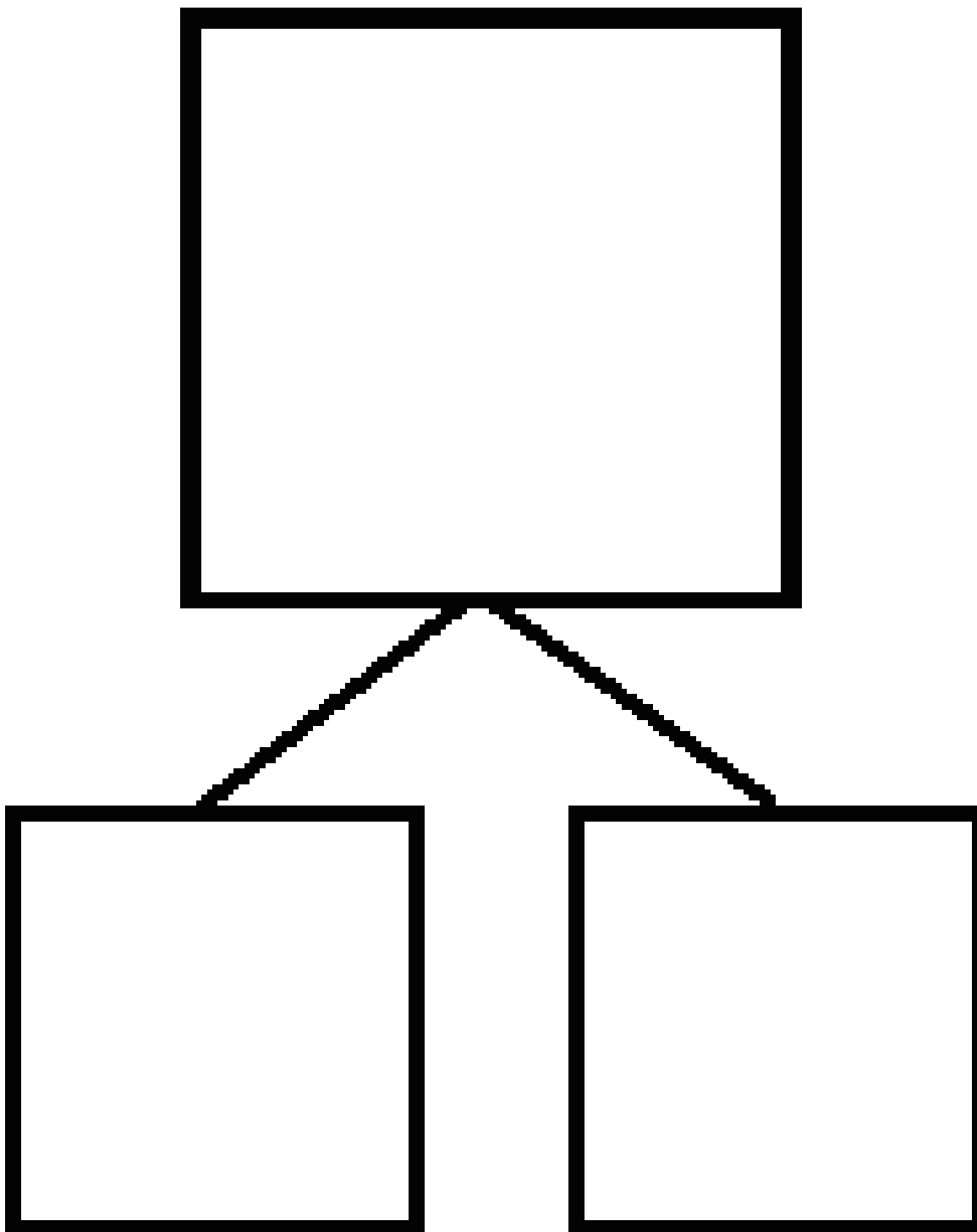
<p>5.</p>	<p>6.</p>
<p>7.</p>	<p>8.</p>

Make a number bond for the dominoes.



Circle 5 and count. Then, make a number bond.



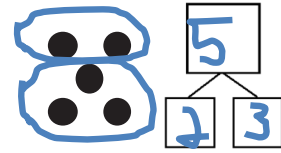


number bond

Name _____

Date _____

Circle 2 parts you see. Make a number bond to match.



1. 1.

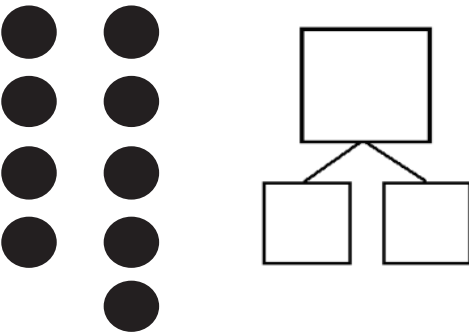
2. 2.

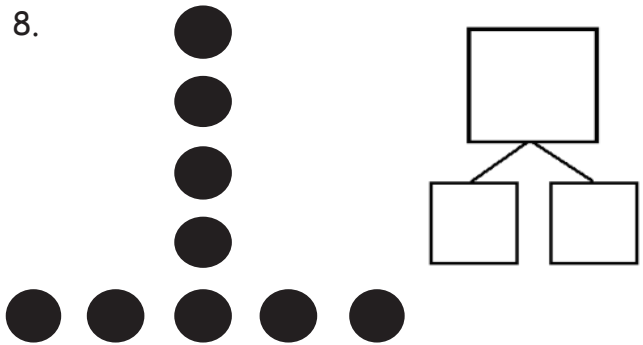
3. 3.

4. 4.

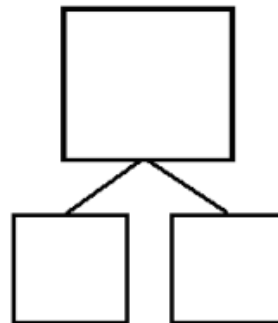
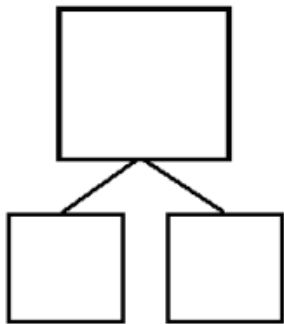
5. 5.

6. 6.

7. 

8. 

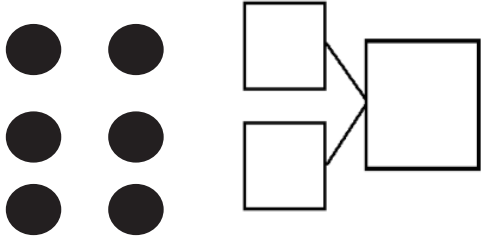
9. How many pieces of fruit do you see? Write at least 2 different number bonds to show different ways to break apart the total.

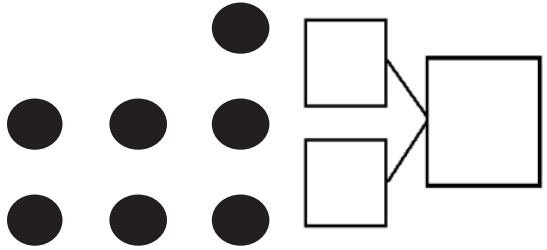


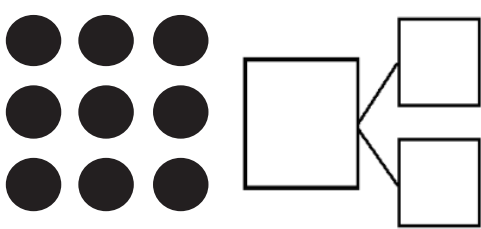
Name _____

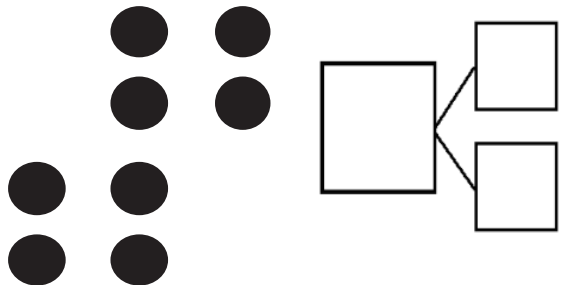
Date _____

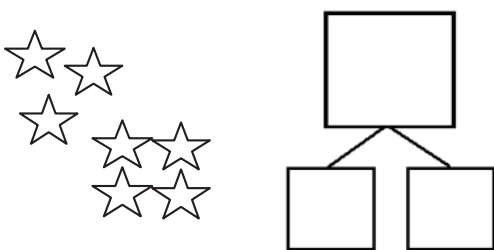
Circle 2 parts you see. Make a number bond to match.

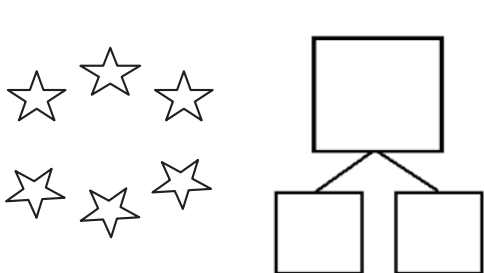
1. 

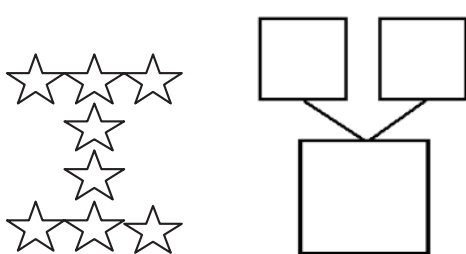
2. 

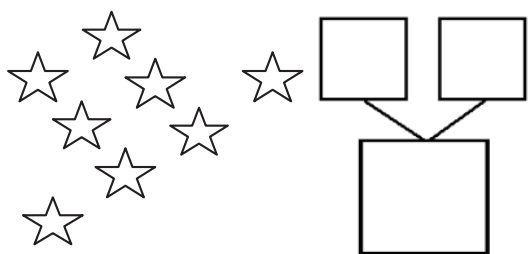
3. 

4. 

5. 

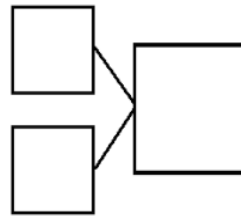
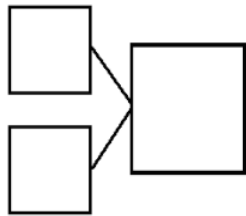

6. 

7. 

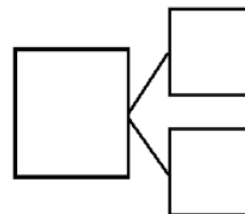
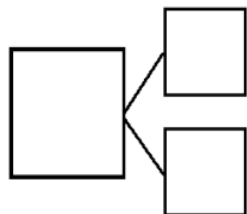

8. 

How many animals do you see? Write at least 2 different number bonds to show different ways to break apart the total.

9.



10.



Name _____

Date _____

Draw one more in the 5-group. In the box, write the numbers to describe the new picture.



1 more than 7 is ____.

$7 + 1 = \underline{\quad}$



1 more than 9 is ____.

$9 + 1 = \underline{\quad}$



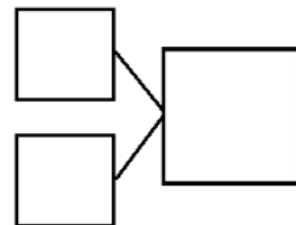
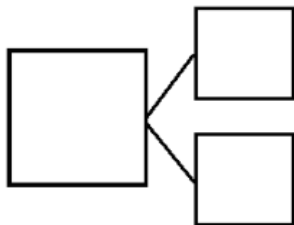
1 more than 6 is ____.


$6 + 1 = \underline{\quad}$



1 more than 5 is ____.

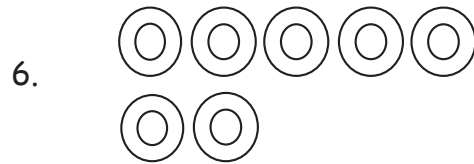
$5 + 1 = \underline{\quad}$






1 more than 8 is ____.

$8 + 1 = \underline{\quad}$



____ is 1 more than 7.

____ = $7 + 1$



____ is 1 more than 6.

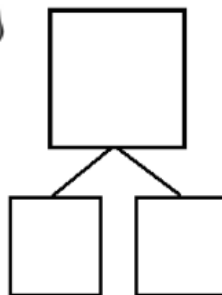
____ = $6 + 1$



____ is 1 more than 5.

____ = $5 + 1$

9. Imagine adding 1 more backpack to the picture. Then, write the numbers to match how many backpacks there will be.



1 more than 7 is ____.

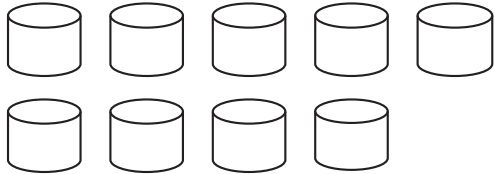
____ + 1 = ____

Name _____

Date _____

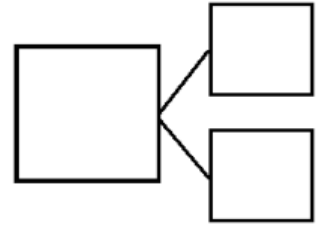
How many objects do you see? Draw one more. How many objects are there now?

1.



1 more than 9 is ____.

$$9 + 1 = \underline{\quad}$$

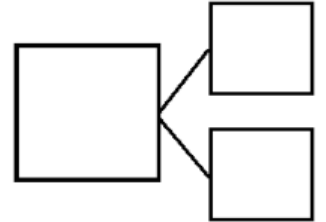


2.



____ is 1 more than 7.

$$\underline{\quad} = 7 + 1$$

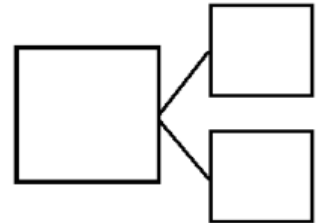


3.




____ is 1 more than 5.

$$\underline{\quad} = 5 + 1$$

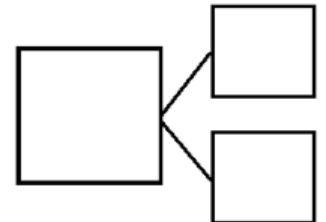


4.



1 more than 8 is ____.

$$\underline{\quad} + 1 = \underline{\quad}$$

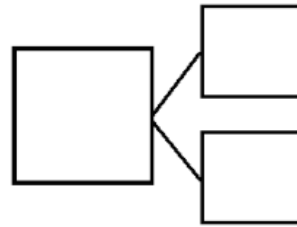


5. Imagine adding 1 more pencil to the picture.
Then, write the numbers to match how many pencils there will be.



1 more than 5 is _____.

$$5 + 1 = \underline{\quad}$$

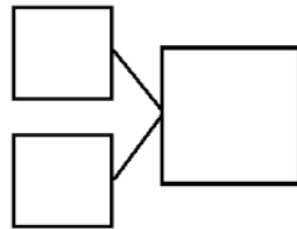


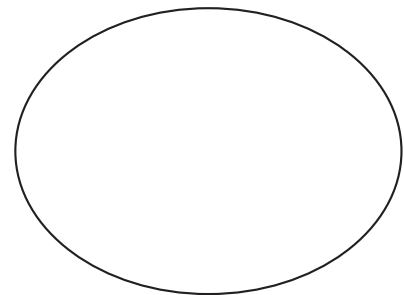
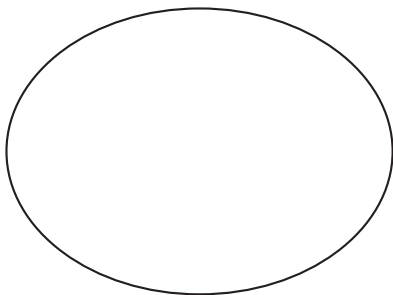
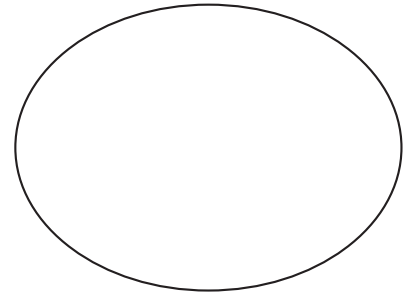
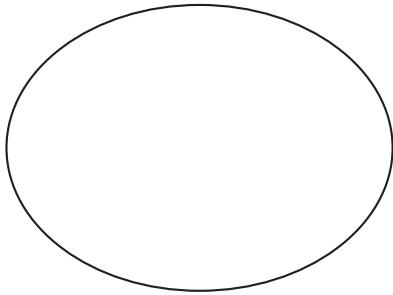
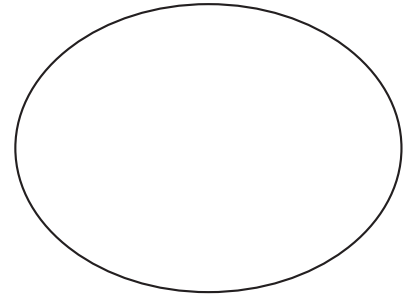
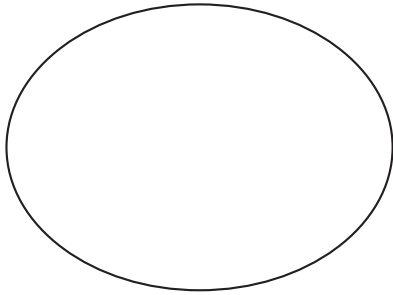
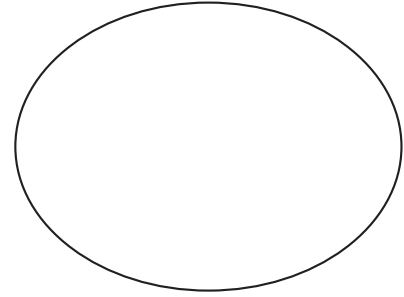
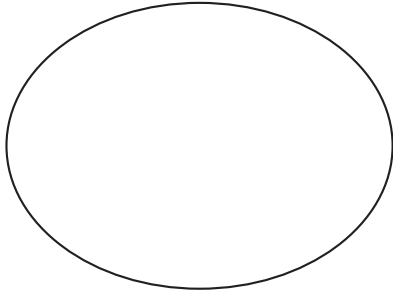
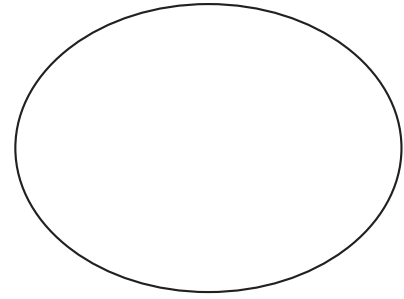
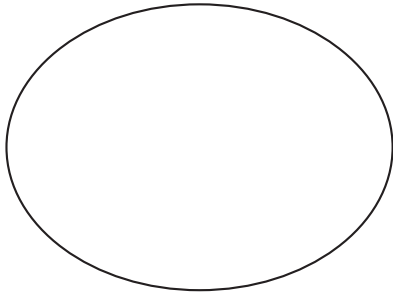
6. Imagine adding 1 more flower to the picture.
Then, write the numbers to match how many flowers there will be.



_____ is 1 more than 8.

$$\underline{\quad} + 1 = \underline{\quad}$$





5-group mat

Name _____

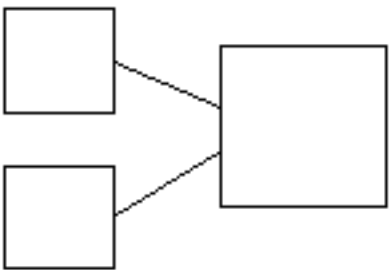
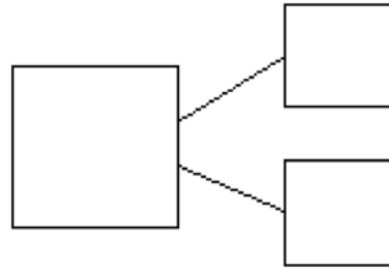
Date _____

Ways to Make 6.

Use the apple picture to help you write all of the different ways to make 6.

$$\square + \square$$

$$\square + \square$$

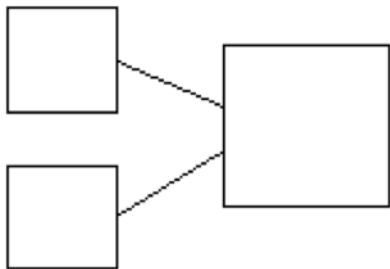
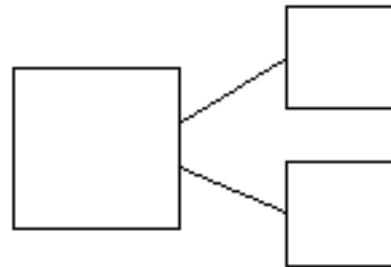


$$\square + \square$$

$$\square + \square$$

$$\square + \square$$

$$\square + \square$$



$$\square + \square$$

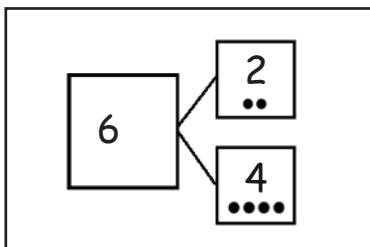
$$\square + \square$$

Name _____

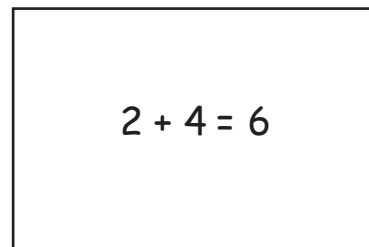
Date _____

Today, we learned the different combinations that make 6. For homework, cut out the flashcards below, and write the number sentences that you learned today on the back. Keep these flashcards in the place where you do your homework to practice ways to make 6 until you know them really well! As we continue to learn different ways to make 7, 8, 9, and 10 in the upcoming days, continue to make new flashcards.

*Note to families: Be sure students make each of the combinations that make 6. The flashcards can look something like this:

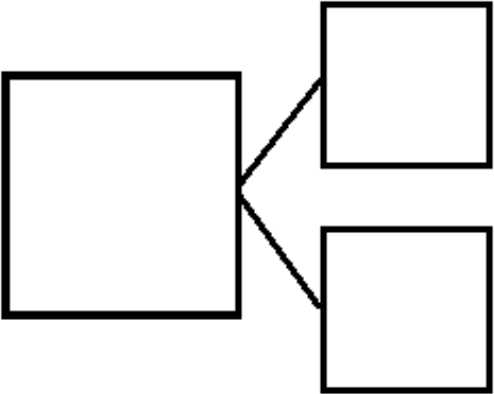
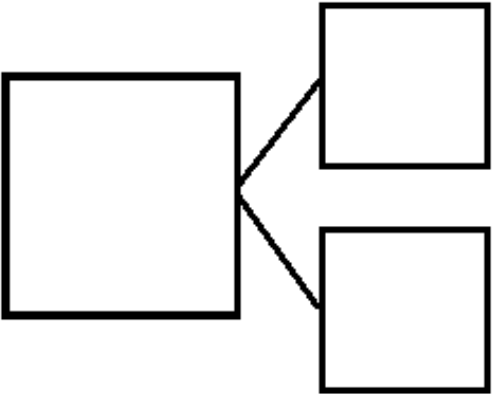
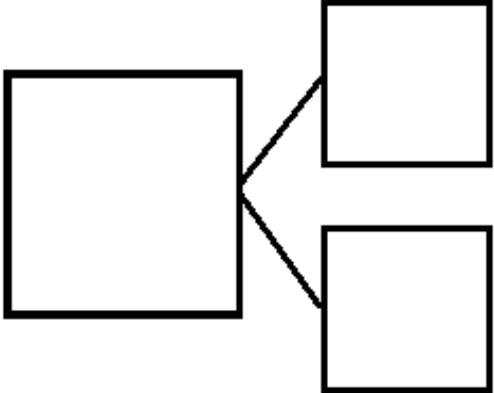
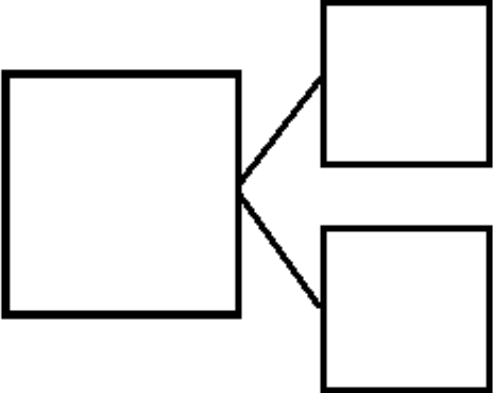
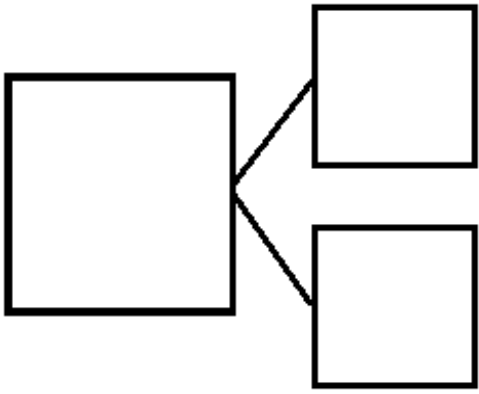
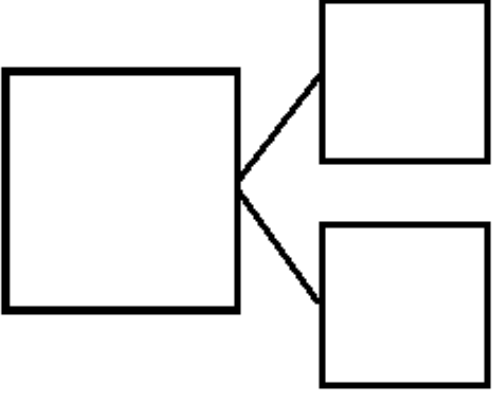



Front of Card



Back of Card

--	--

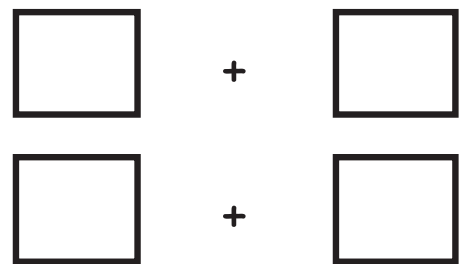
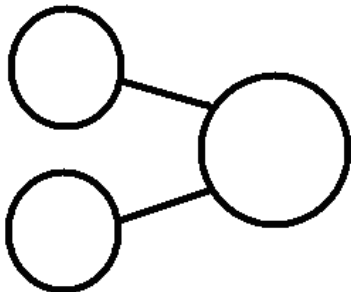
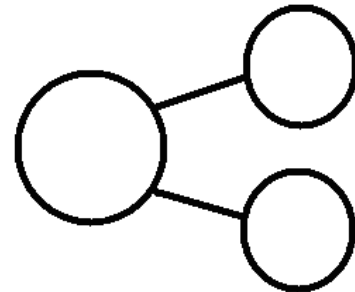
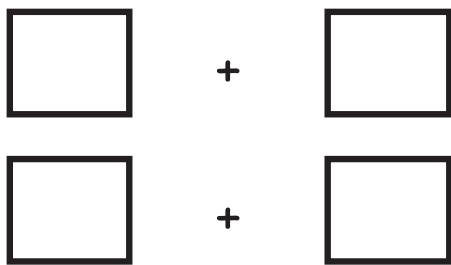
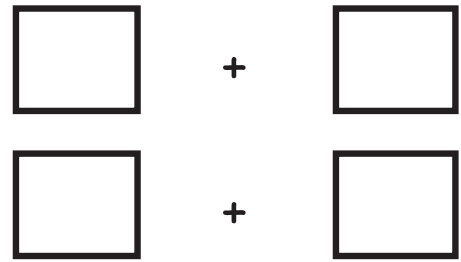
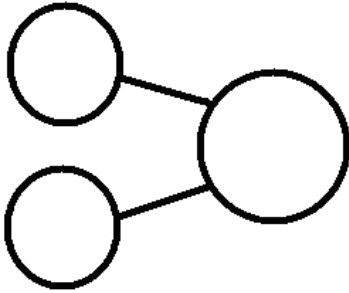
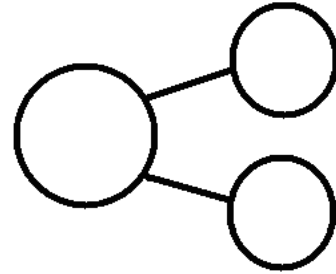
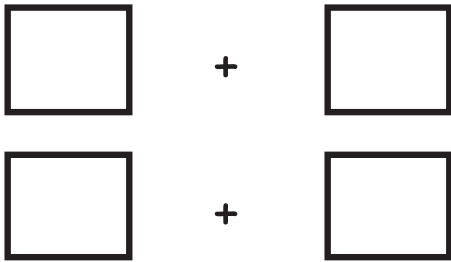


6 apples picture card

Name _____

Date _____

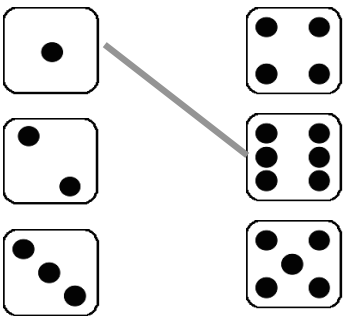
Ways to Make 7. Use the classroom picture to help you write the expressions and number bonds to show all of the different ways to make 7.

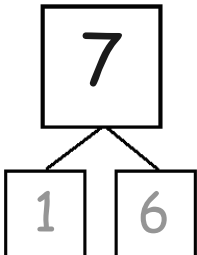


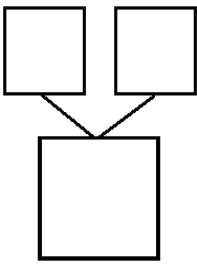
Name _____

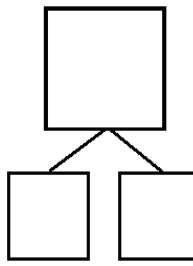
Date _____

1. Match the dice to show different ways to make 7. Then, draw a number bond for each pair of dice.

a. 

b. 

c. 

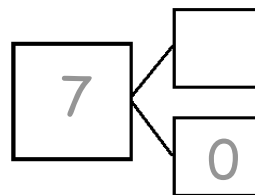
d. 

2. Make 2 number sentences. Use the number bonds above for help.

$$\square + \square = 7$$

$$7 = \square + \square$$

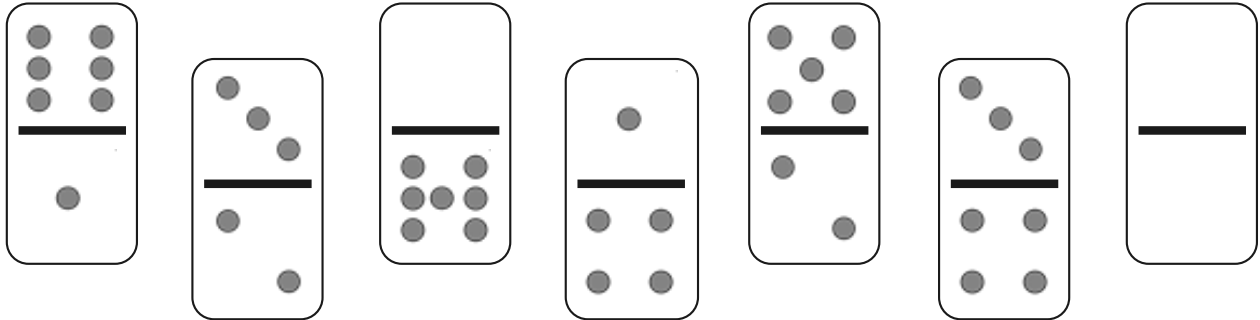
3. Fill in the missing number in the number bond. Then, write addition number sentences for the number bond you made.



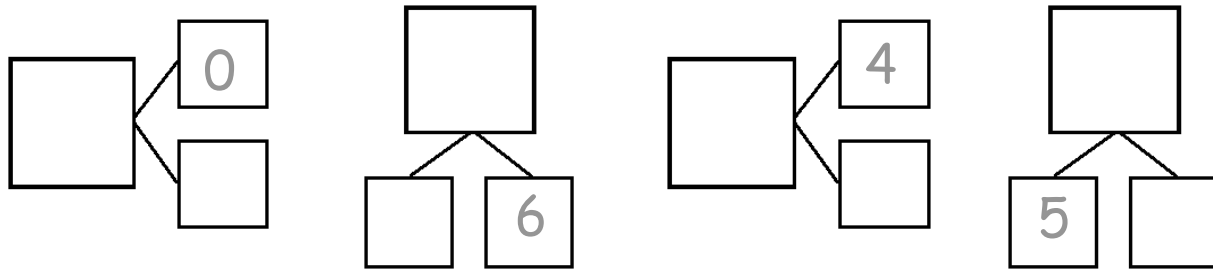
$$7 = \square + \square$$


$$7 = \square + \square$$

4. Color the dominoes that make 7.



5. Complete the number bonds for the dominoes you colored.





7 children picture card

Name _____

Date _____

Circle the part. Count on to show 8 with the picture and number bond. Write the expressions.

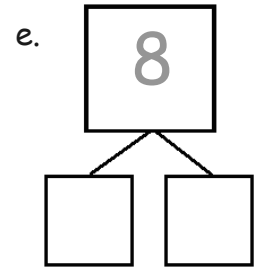
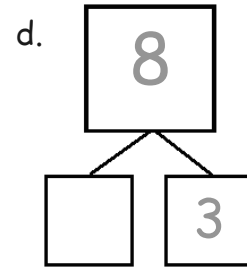
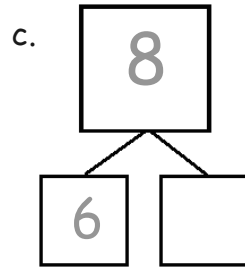
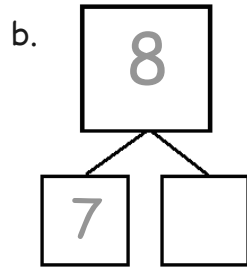
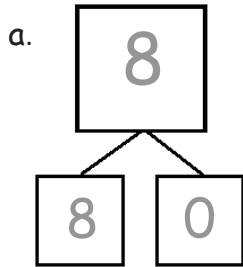
Circle 7.

1. Circle 6. How many more does 6 need to make 8?

2. Circle 5. How many more does 5 need to make 8?

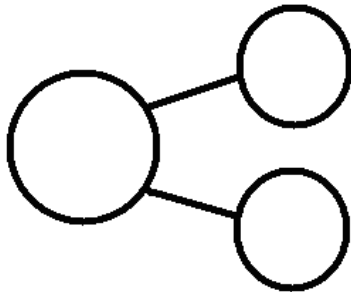
3. Circle 4. How many more does 4 need to make 8?

4. These number bonds are in an order starting with the biggest part first. Write to show which number bonds are missing.



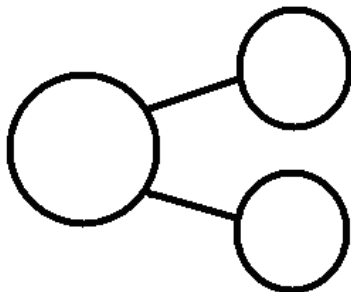
5. Use the expression to write a number bond and draw a picture that makes 8.

$$\boxed{3} + \boxed{5}$$



6. Use the expression to write a number bond and draw a picture that makes 8.



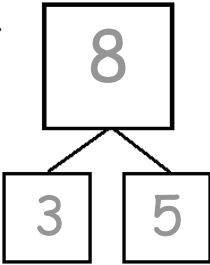
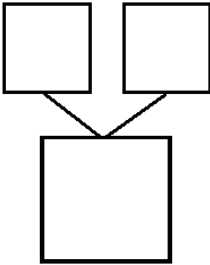
$$\boxed{8} + \boxed{0}$$



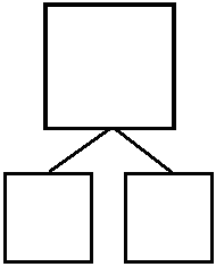




Name _____

Date _____


1. Match the dots to show different ways to make 8. Then, draw a number bond for each pair.


a.   a.  b. 

b.   c. 

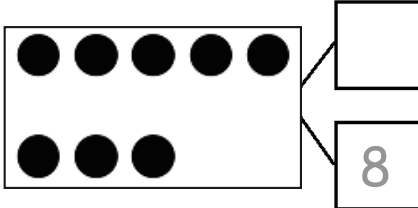
c.  

2. Show 2 ways to make 8. Use the number bonds above for help.



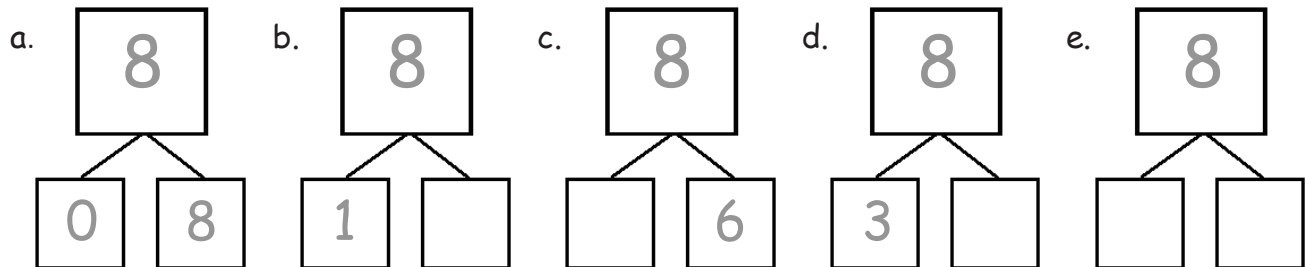


3. Fill in the missing number in the number bond. Write 2 addition sentences for the number bond you made. Notice where the equal sign is to make your sentence true.



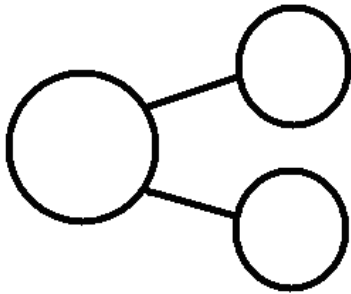
 

4. These number bonds are in an order starting with the smallest part first. Write to show which number bonds are missing.



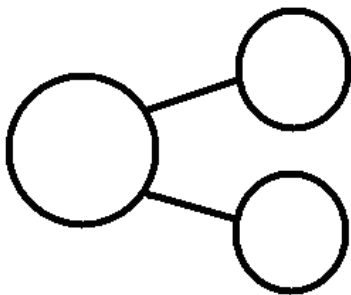
5. Use the expression to write a number bond and draw a picture that makes 8.


$$\boxed{2} + \boxed{6}$$



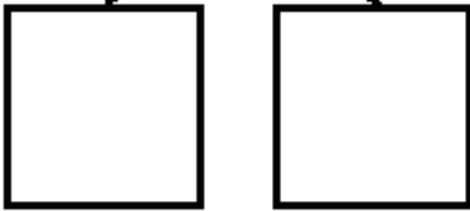




6. Use the expression to write a number bond and draw a picture that makes 8.

$$\boxed{0} + \boxed{8}$$





8 animals picture card



blank number sentence and number bond

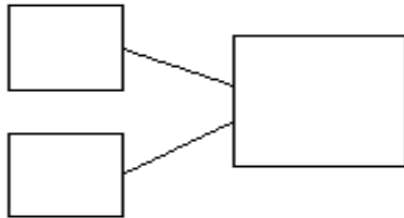
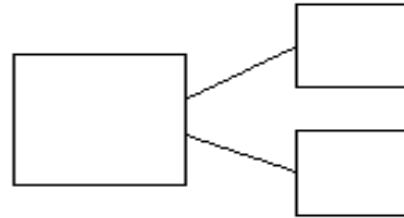
Name _____

Date _____

Use your 5-group cards to help you write the expressions and number bonds to show all of the different ways to make 8.

$$\square + \square$$

$$\square + \square$$

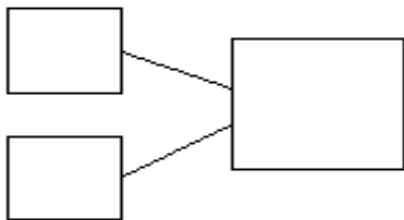
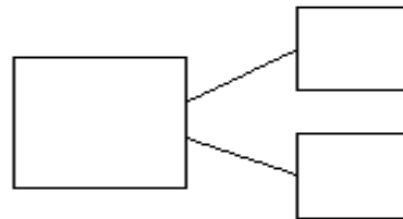


$$\square + \square$$

$$\square + \square$$

$$\square + \square$$

$$\square + \square$$

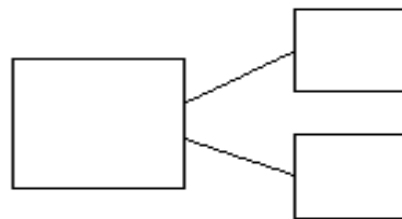


$$\square + \square$$

$$\square + \square$$

$$\square + \square$$

$$\square + \square$$



ways to make 8

Name _____

Date _____

Circle the part. Count on to show 9 with the picture and number bond. Write the expressions.






Circle 8.






1. Circle 7. How many more does 7 need to make 9?

2. Circle 4. How many more does 4 need to make 9?

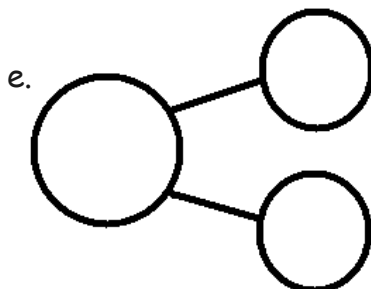
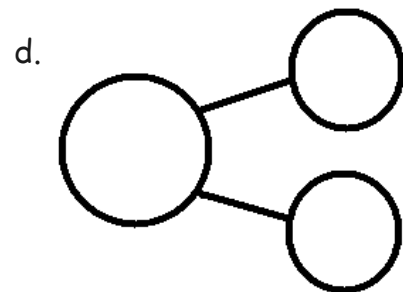
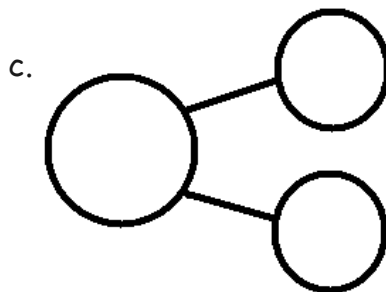
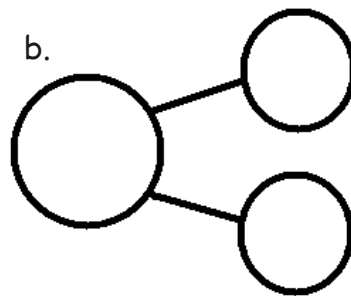
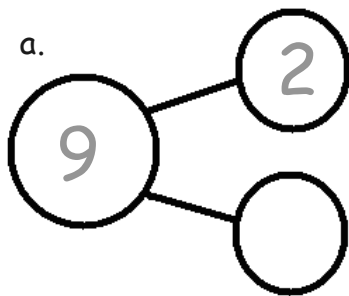
3. Circle 3. How many more does 3 need to make 9?

4. Draw a line to show partners of 9.

a.  b.  c.  d.  e. 

5. Write a number bond for each partner of 9. Use the partners above for help.



Write number sentences to match this number bond!

<input type="text"/>	+	<input type="text"/>	=	<input type="text"/>
<input type="text"/>	+	<input type="text"/>	=	<input type="text"/>

Name _____

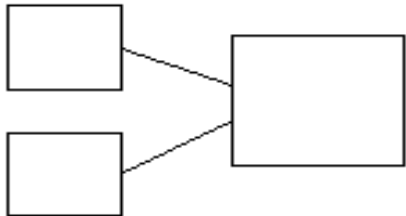
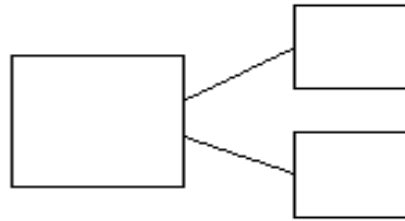
Date _____

Ways to Make 9

Use the bookshelf picture to help you write the expressions and number bonds to show all of the different ways to make 9.

$$\square + \square$$

$$\square + \square$$

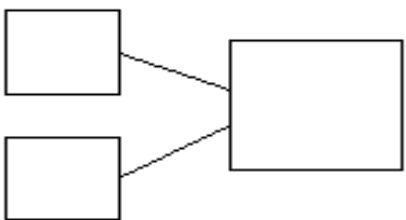
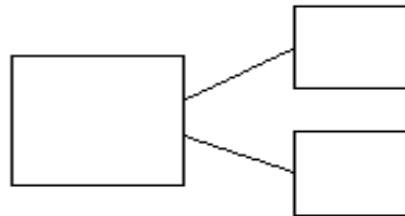


$$\square + \square$$

$$\square + \square$$

$$\square + \square$$

$$\square + \square$$

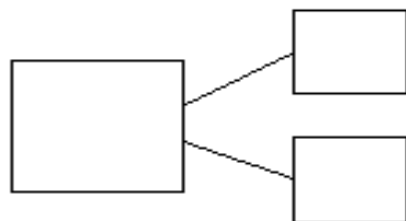


$$\square + \square$$

$$\square + \square$$

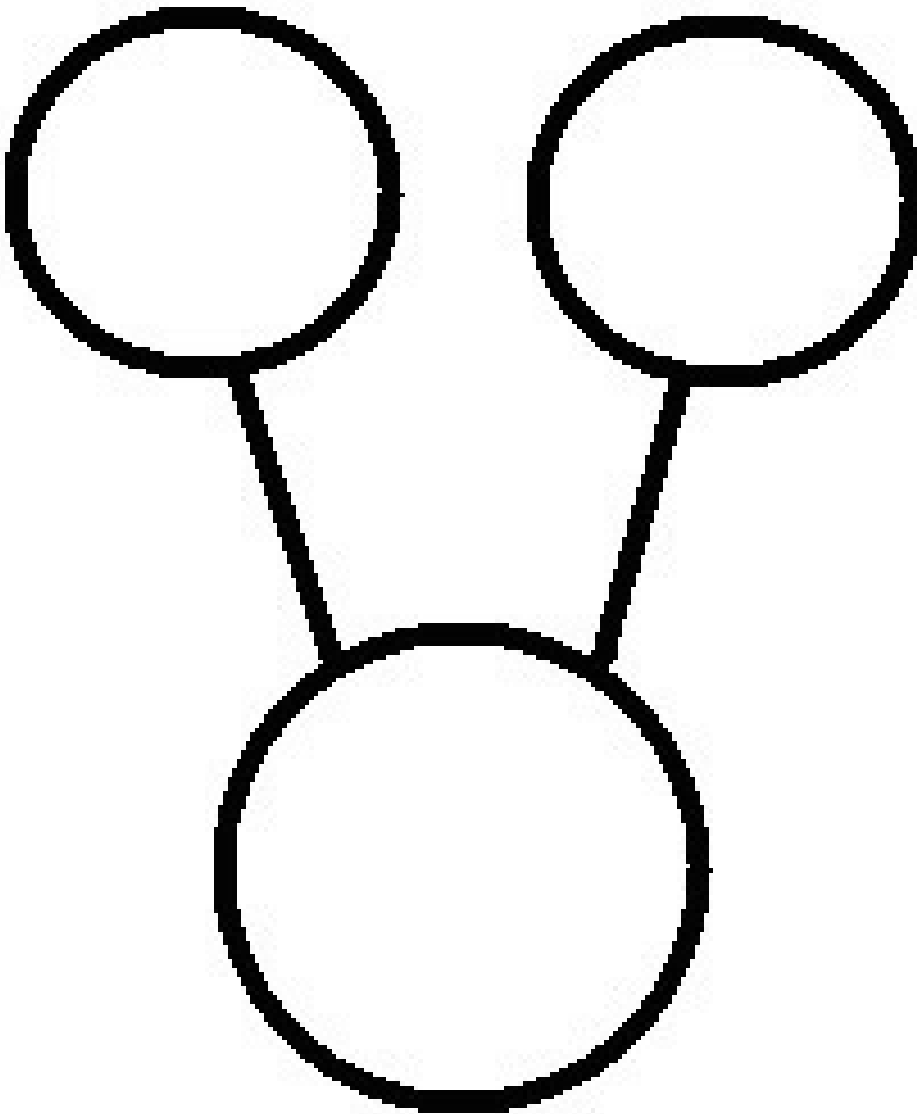
$$\square + \square$$

$$\square + \square$$





9 books picture card



+

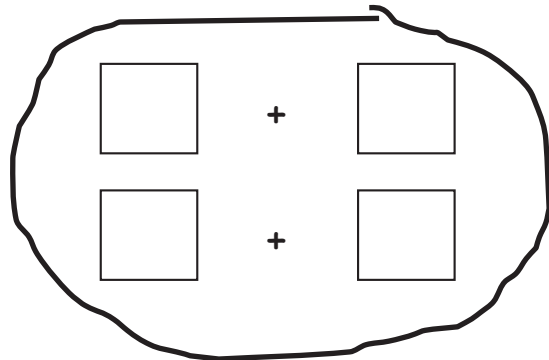
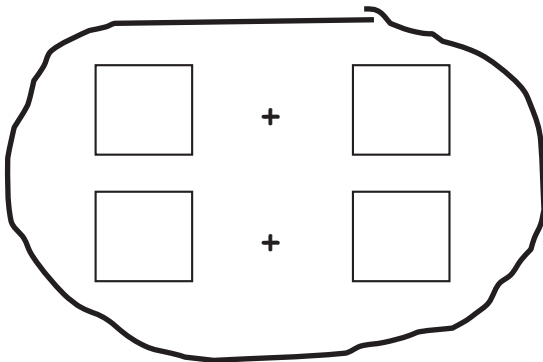
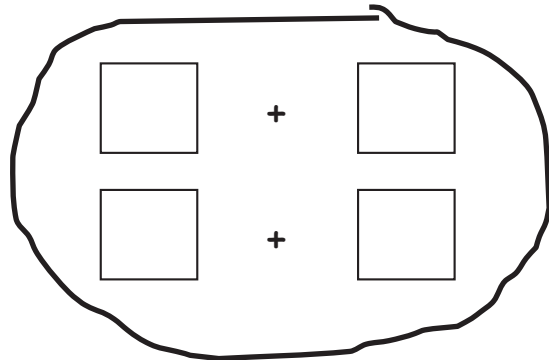
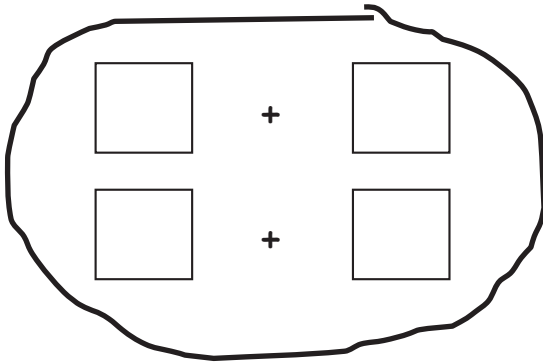
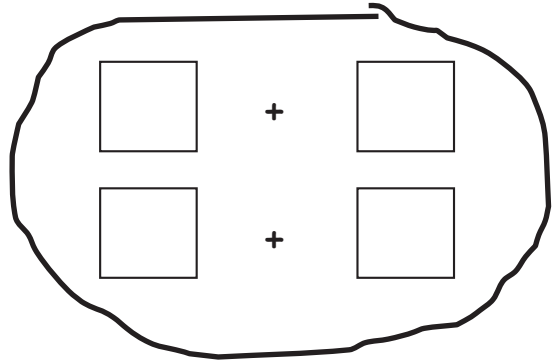
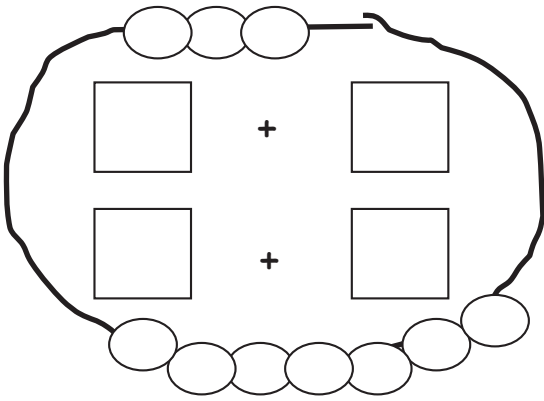
+

number bond and expression



Name _____



Date _____



1. Use your bracelet to show different partners of 10. Then, draw the beads. Write an expression to match.







2. Match the partners of 10. Then, write a number bond for each partner.



a.  (10) (5) 

b.  (9) (4) 

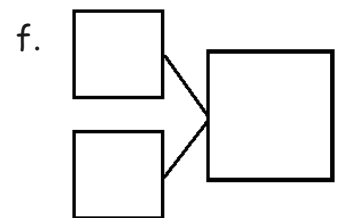
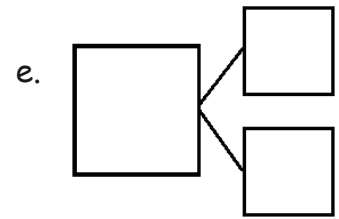
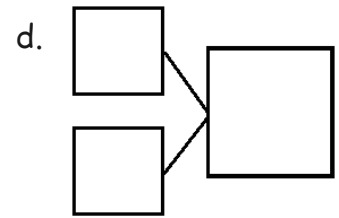
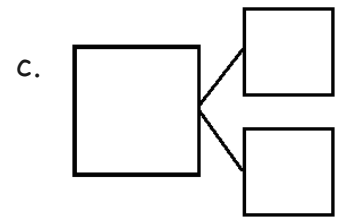
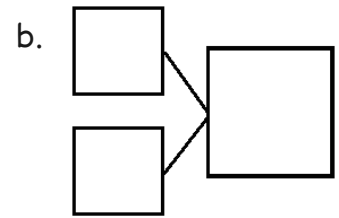
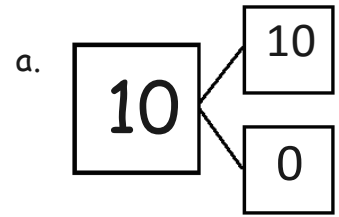
c.  (8) (3) 

d.  (7) (2) 

e.  (6) (1) 

f.  (5) (0) 

Note: A line connects the 10 in part a to the 0 in part f.



3. Color the number bond that has 2 parts that are the same. Write addition sentences to match that number bond.

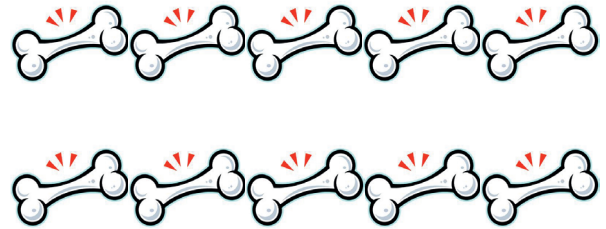

$$\square + \square = \square$$

$$\square = \square + \square$$

Name _____

Date _____

1. Rex found 10 bones on his walk. He can't decide which part he wants to bring to his doghouse and which part he should bury. Help show Rex his choices by filling in the missing parts of the number bonds.



a. $\begin{array}{c} \boxed{10} \\ \diagdown \quad \diagup \\ \boxed{5} \quad \boxed{} \end{array}$

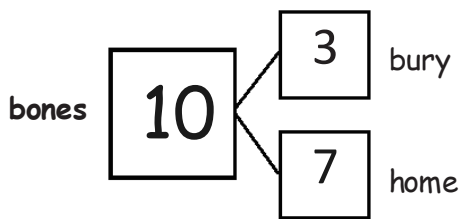
b. $\begin{array}{c} \boxed{10} \\ \diagdown \quad \diagup \\ \boxed{6} \quad \boxed{} \end{array}$

c. $\begin{array}{c} \boxed{10} \\ \diagdown \quad \diagup \\ \boxed{7} \quad \boxed{} \end{array}$

d. $\begin{array}{c} \boxed{10} \\ \diagdown \quad \diagup \\ \boxed{8} \quad \boxed{} \end{array}$

e. $\begin{array}{c} \boxed{10} \\ \diagdown \quad \diagup \\ \boxed{9} \quad \boxed{} \end{array}$

2. He decided to bury 3 and bring 7 back home. Write all the adding sentences that match this number bond.



$$\boxed{} + \boxed{} = \boxed{}$$

$$\boxed{} + \boxed{} = \boxed{}$$

$$\boxed{} = \boxed{} + \boxed{}$$


$$\boxed{} = \boxed{} + \boxed{}$$



Name _____

Date _____

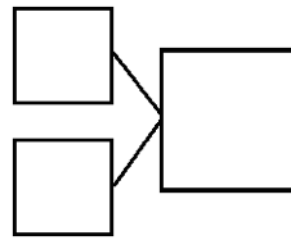
1.



$$\square + \square = \square$$

_____ balls are here. _____ more roll over. Now, there are _____ balls.

Make a number bond to match the story.



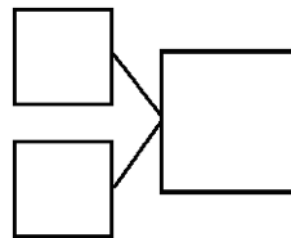
2.




$$\square + \square = \square$$

_____ frogs are here. _____ more hops over. Now, there are _____ frogs.

Make a number bond to match the story.



3.

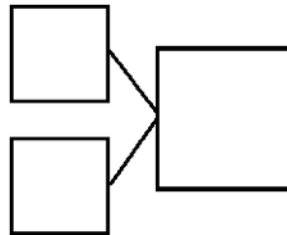


$$\square + \square = \square$$


There are _____ dark flags. There are ___ white flags.

Altogether, there are _____ flags.

Make a number bond to match the story.



4.

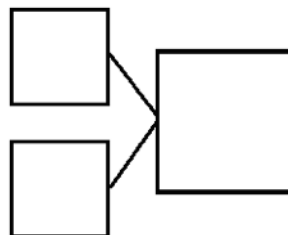


$$\square + \square = \square$$

There are _____ white flowers. There are ___ dark flowers.

Altogether, there are _____ flowers.


Make a number bond to match the story.



Name _____

Date _____

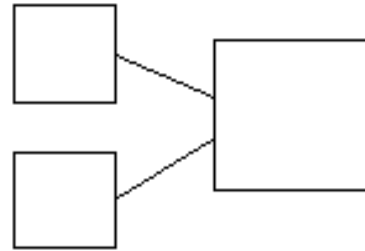
1. Use the picture to tell a math story.



Write a number sentence to tell the story.


$$\square + \square = \square$$

Write a number bond to match your story.



There are _____ sharks.

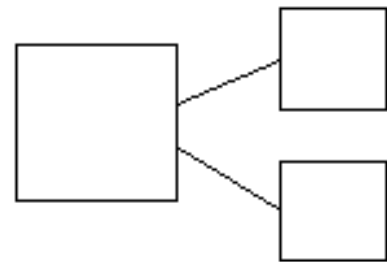
2. Use the picture to tell a math story.



Write a number sentence to tell the story.

$$\square = \square + \square$$

Write a number bond to match your story.



There are _____ students.

Draw a picture to match the story.

3. Jim has 4 big dogs and 3 small dogs. How many dogs does Jim have?

$$\square + \square = \square$$

Jim has _____ dogs.

4. Liv plays at the park. She plays with 3 girls and 6 boys. How many kids does she play with at the park?

$$\square = \square + \square$$

Liv plays with _____ kids.

Diagram illustrating a number bond and two blank equations for solving an addition problem.

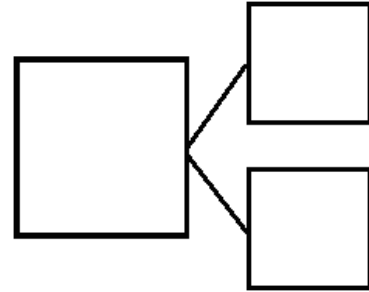

The diagram shows two small squares at the top, connected by lines to a larger square below them. To the right of the large square is a number bond structure consisting of two columns of two boxes each. The middle of each column contains an equals sign (=). Below each equals sign is a circle containing a plus sign (+). At the bottom of each column is another empty box.

number bond and two blank equations

Name _____

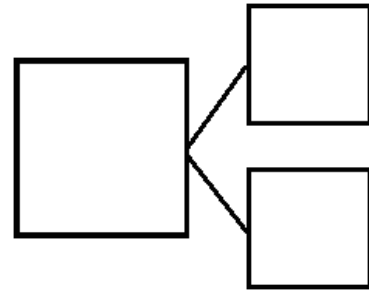
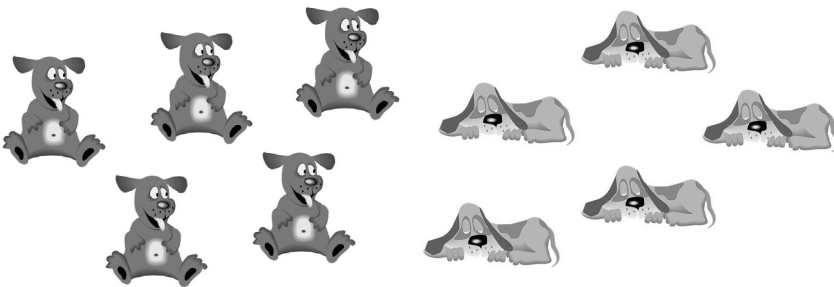
Date _____

1. Use the picture to write the number sentence and the number bond.



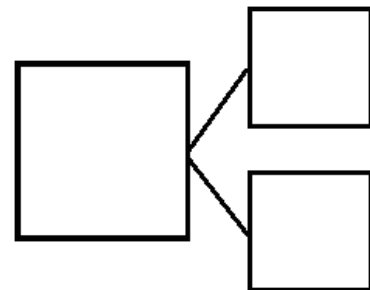

_____ little turtles + _____ big turtles = _____ turtles

2.



_____ dogs that are awake + _____ sleeping dogs = _____ dogs



3.




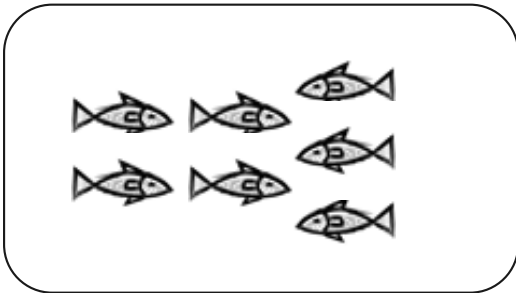
_____ pigs not in mud + _____ pigs in mud = _____ pigs

4. Draw a line from the picture to the matching 5-group cards.



a.




b.



c.




d.



Name _____

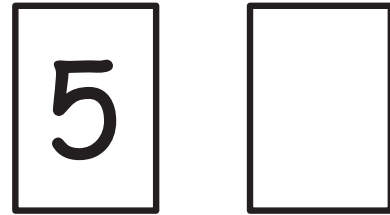
Date _____

1. Use your 5-group cards to solve.



$$\square + \square = \square$$

Draw the other 5-group card to show what you did.



2. Use your 5-group cards to solve.



$$\square = \square + \square$$

Draw the other 5-group card to show what you did.



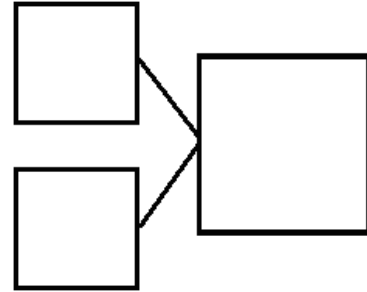
3. There are 4 tall boys and 5 short boys. Draw to show how many boys there are in all.

There are _____ boys in all.

Write a number sentence to show what you did.

$$\square + \square = \square$$

Write a number bond to match the story.



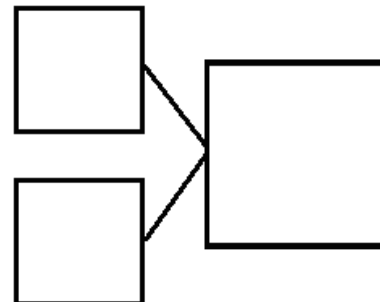
4. There are 3 girls and 5 boys. Draw to show how many children there are altogether.

There are _____ children altogether.

Write a number sentence to show what you did.

$$\square + \square = \square$$

Write a number bond to match the story.



Name _____

Date _____

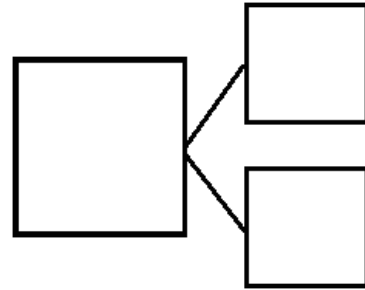
1. Jill was given a total of 5 flowers for her birthday. Draw more flowers in the vase to show Jill's birthday flowers.



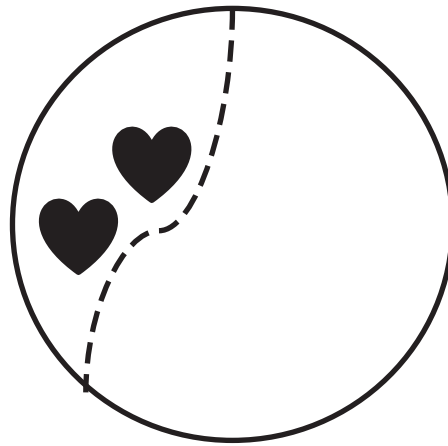
How many flowers did you have to draw? ___ flowers

Write a number sentence and a number bond to match the story.

$$\square = \square + \square$$

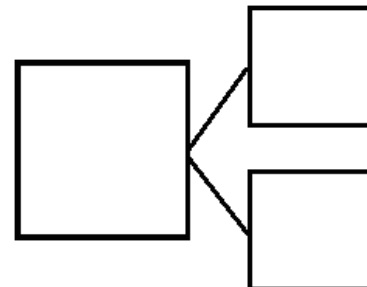


2. Kate and Nana were baking cookies. They made 2 heart cookies and then made some square cookies. They made 8 cookies altogether. How many square cookies did they make? Draw and count on to show the story.

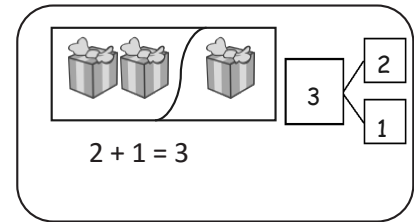


Write a number sentence and a number bond to match the story.

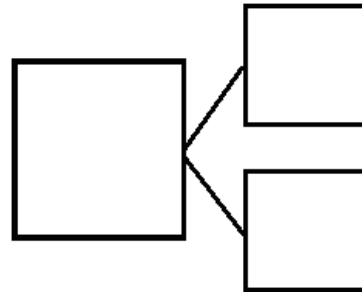

$$\square 2 \quad + \quad \square = \square 8$$



Show the parts. Write a number bond to match the story.



3. Bill has 2 trucks. His friend, James, came over with some more. Together, they had 5 trucks. How many trucks did James bring over?

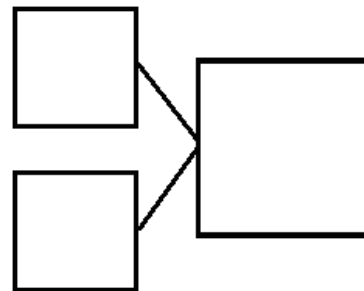



James brought over _____ trucks.

Write a number sentence to explain the story.

$$\boxed{2} \quad \bigcirc + \quad \boxed{} = \boxed{5}$$

4. Jane caught 7 fish before she stopped to eat lunch. After lunch, she caught some more. At the end of the day, she had 9 fish. How many fish did she catch after lunch?



Jane caught _____ fish after lunch.

Write a number sentence to explain the story.

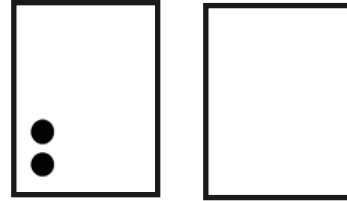
$$\boxed{} \quad \bigcirc + \quad \boxed{} = \boxed{}$$

Name _____


Date _____

1. Use the 5-group cards to count on to find the missing number in the number sentences.

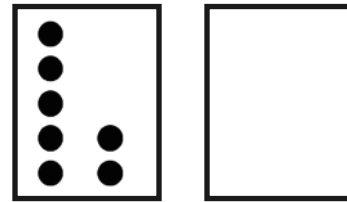
a. $\boxed{2} + \boxed{} = \boxed{7}$



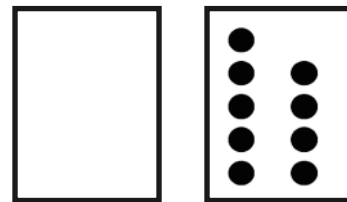
b. $\boxed{8} = \boxed{5} + \boxed{}$



c. $\boxed{9} = \boxed{7} + \boxed{}$



d. $\boxed{9} = \boxed{} + \boxed{9}$



2. Match the number sentence to the math story. Draw a picture or use your 5-group cards to solve.

a. Scott has 3 cookies. His mom gives him some more. Now, he has 8 cookies. How many cookies did his mom give him?

Scott's mom gave him _____ cookies.

$$\boxed{6} + \boxed{?} = \boxed{9}$$

$$\boxed{3} + \boxed{?} = \boxed{8}$$


b. Kim sees 6 birds in the tree. Some more birds fly in. Kim sees 9 birds in the tree. How many birds flew to the tree?

_____ birds flew to the tree.

$$\boxed{4} + \boxed{?} = \boxed{8}$$

Name _____

Date _____



Fill in the missing numbers.

1.



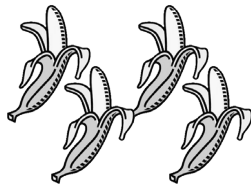
$$3 + \underline{\quad} = 5$$

2.



$$5 + \underline{\quad} = 9$$

3.



$$4 + \underline{\quad} = 10$$

4. Kate and Bob had 6 balls at the park. Kate had 2 of the balls.

How many balls did Bob have?

$$\underline{\quad\quad} \text{ balls} = \underline{\quad\quad} \text{ balls} + \underline{\quad\quad} \text{ balls}$$

Bob had balls at the park.

5. I had 3 apples. My mom gave me some more. Then, I had 10 apples.

How many apples did my mom give me?

$$\underline{\quad\quad} \text{ apples} + \underline{\quad\quad} \text{ apples} = \underline{\quad\quad} \text{ apples}$$


Mom gave me apples.

Name _____

Date _____



Use your 5-group cards to count on to find the missing number in the number sentences.



1. $\boxed{5} + \boxed{?} = \boxed{7}$

The mystery number is

5	
---	--

2. $\boxed{2} + \boxed{?} = \boxed{8}$

The mystery number is

2	
---	--

3. $\boxed{6} + \boxed{?} = \boxed{9}$

The mystery number is

6	
---	--



Use your 5-group cards to count on and solve the math stories. Use the boxes to show your 5-group cards.

4. Jack reads 4 books on Monday. He reads some more on Tuesday. He reads 7 books total. How many books does Jack read on Tuesday?

$$\square + \square = \square$$

Jack reads _____ books on Tuesday.

5. Kate has 1 sister and some brothers. She has 7 brothers and sisters in all. How many brothers does Kate have?

$$\square + \square = \square$$

Kate has _____ brothers.

6. There are 6 dogs in the park and some cats. There are 9 dogs and cats in the park altogether. How many cats are in the park?

$$\square + \square = \square$$

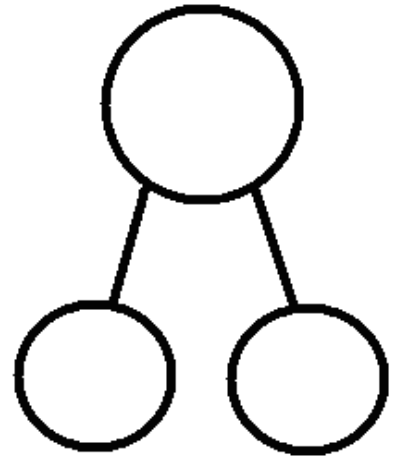
There are _____ cats total.

Name _____

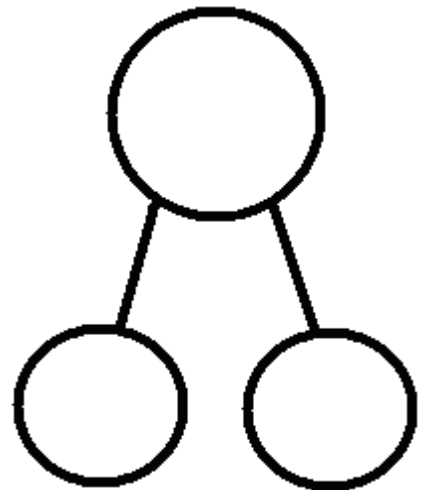
Date _____

With a partner, create a story for each of the number sentences below. Draw a picture to show. Write the number bond to match the story.

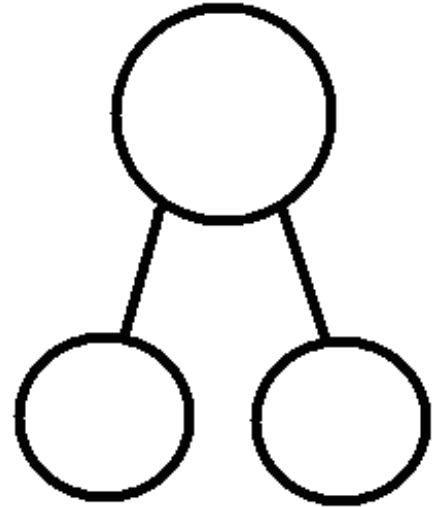
1. $6 + 2 = \square$



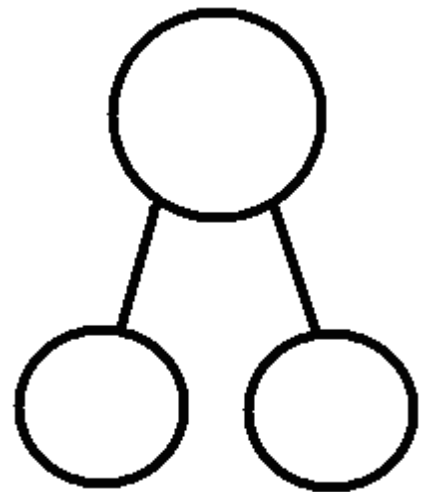
2. $5 + 5 = \square$



3. $5 + \square = 7$



4. $6 + \square = 10$

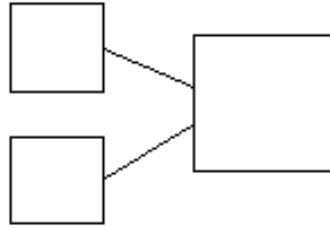


Name _____

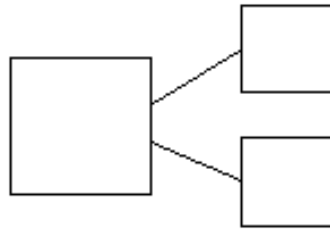
Date _____

Use the number sentences to draw a picture, and fill in the number bond to tell a math story.

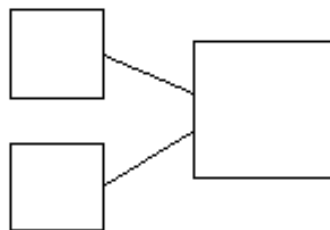
1. $5 + 2 = 7$



2. $3 + 6 = 9$



3. $7 + ? = 9$



Name _____

Date _____

1. Count on to add.



$$\square + \square = \square$$

There are ____ flowers altogether.

2.



$$\square = \square + \square$$

There are ____ oranges in all.

3.



$$\square = \square + \square$$

There is a total of ____ crayons.




4. Use your 5-group cards to count on to add. Try to use as few dot cards as you can.

a. $\boxed{6} + \boxed{1} = \boxed{}$

b. $\boxed{6} + \boxed{3} = \boxed{}$

c. $\boxed{7} + \boxed{2} = \boxed{}$

d. $\boxed{} = \boxed{5} + \boxed{3}$



5. Use your 5-group cards, your fingers, or your known facts to count on to add.

a. $\boxed{8} + \boxed{2} = \boxed{}$

b. $\boxed{} = \boxed{4} + \boxed{1}$


c. $\boxed{4} + \boxed{3} = \boxed{}$

d. $\boxed{} = \boxed{6} + \boxed{3}$

Name _____

Date _____

Count on to add.



a.

$$\boxed{5} + \boxed{1} = \boxed{}$$



Write what you say when you count on.

b.

$$\boxed{5} + \boxed{2} = \boxed{}$$



c.

$$\boxed{7} + \boxed{2} = \boxed{}$$



d.

$$\boxed{} = \boxed{6} + \boxed{3}$$



e.

$$\boxed{} = \boxed{7} + \boxed{}$$



Name _____

Date _____

1. Count on to add.

a.



$$\square + \square = \square$$

There are ____ crayons altogether.

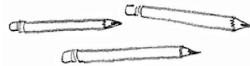
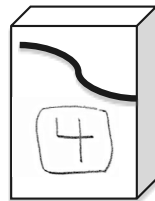
b.



$$\square + \square = \square$$

There are a total of ____ balloons.

c.



$$\square = \square + \square$$

In all, there are ____ pencils.

2. What shortcut or efficient strategy can you find to add?

a. $\boxed{4} + \boxed{1} = \boxed{}$

h. $\boxed{2} + \boxed{5} = \boxed{}$

b. $\boxed{4} + \boxed{3} = \boxed{}$

i. $\boxed{7} + \boxed{2} = \boxed{}$

c. $\boxed{7} + \boxed{1} = \boxed{}$

j. $\boxed{7} + \boxed{3} = \boxed{}$

d. $\boxed{} = \boxed{6} + \boxed{2}$

k. $\boxed{} = \boxed{4} + \boxed{2}$

e. $\boxed{} = \boxed{5} + \boxed{3}$

l. $\boxed{} = \boxed{2} + \boxed{5}$

f. $\boxed{} = \boxed{3} + \boxed{6}$


m. $\boxed{} = \boxed{6} + \boxed{2}$

g. $\boxed{} = \boxed{3} + \boxed{7}$

n. $\boxed{} = \boxed{2} + \boxed{8}$

Name _____

Date _____



Use your 5-group cards or your fingers to count on to solve.

Show the shortcut you used to add.

1. $\boxed{5} + \boxed{3} = \boxed{}$

2. $\boxed{6} + \boxed{2} = \boxed{}$

3. $\boxed{7} + \boxed{3} = \boxed{}$

$\boxed{6} + \boxed{2} = \boxed{}$

Show the strategy you used to add.

4. $\boxed{} = \boxed{8} + \boxed{2}$

5. $\boxed{} = \boxed{6} + \boxed{3}$

6. $\boxed{} = \boxed{7} + \boxed{2}$

$\boxed{} = \boxed{7} + \boxed{2}$


Name _____

Date _____

1. Draw more apples to solve $4 + ? = 6$.

$$\boxed{4} + \boxed{} = \boxed{6}$$

I added _____ apples to the tree.



2. How many more to make 7?

$$\boxed{5} + \boxed{} = \boxed{7}$$

3. How many more to make 8?

$$\boxed{6} + \boxed{} = \boxed{8}$$

4. How many more to make 9?

$$\boxed{7} + \boxed{} = \boxed{9}$$

$$\boxed{3} + \boxed{1} = \boxed{4}$$



5. Count on to add. Circle the strategy you used to keep track.

a. $\boxed{4} + \boxed{} = \boxed{5}$



b. $\boxed{4} + \boxed{} = \boxed{7}$



c. $\boxed{8} = \boxed{5} + \boxed{}$



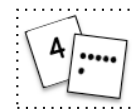
d. $\boxed{10} = \boxed{} + \boxed{8}$



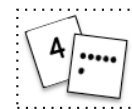
e. $\boxed{7} + \boxed{} = \boxed{8}$



f. $\boxed{} + \boxed{5} = \boxed{7}$



g. $\boxed{8} = \boxed{6} + \boxed{}$




h. $\boxed{10} = \boxed{} + \boxed{7}$



Name _____

Date _____

1. Use simple math drawings. Draw more to solve $4 + ? = 6$.



= 6

$$4 + \boxed{} = \boxed{6}$$

2. Use your 5-group cards to solve $6 + ? = 8$



= 8

$$6 + \boxed{} = \boxed{8}$$

3. Use counting on to solve $7 + ? = 10$



+ = 10

Name _____

Date _____

Write an expression that matches the groups on each plate. If the plates have the same amount of fruit, write the equal sign between the expressions.

$2 + 3 = 1 + 4$

1.

+ ○

+

2.

+ ○

+

3.

+ ○

+

4.

+ ○

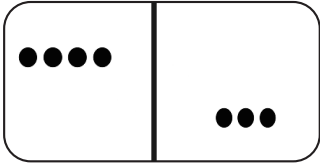
+



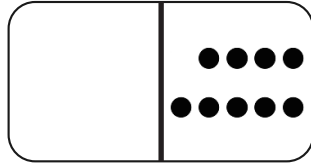
2+5

5. Write an expression to match each domino.

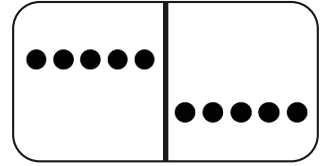
a.



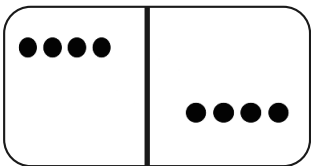
b.



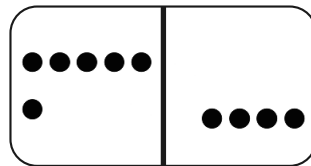
c.



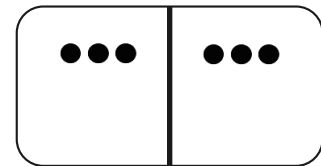
d.



e.



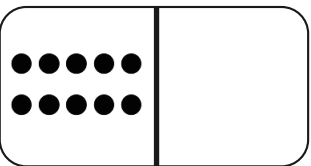
f.



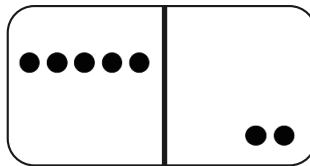
g. Find two sets of expressions from (a)-(f) that are equal. Connect them below with = to make true number sentences.

6.

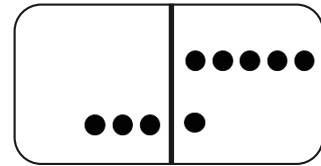
a.



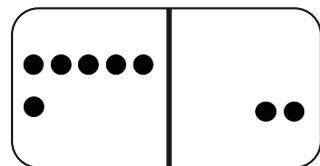
b.



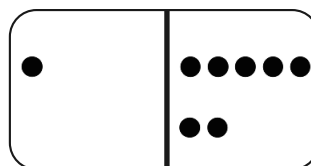
c.



d.



e.



f.



g. Find two sets of expressions from (a)-(f) that are equal. Connect them below with = to make true number sentences.

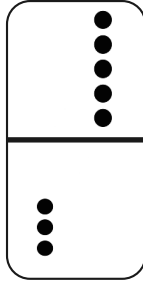
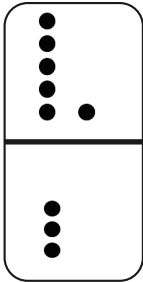
Name _____

Date _____

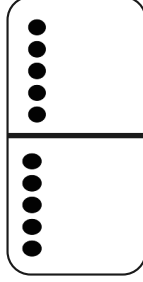
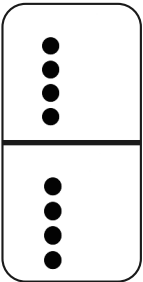
1. Match the equal dominoes. Then, write true number sentences.



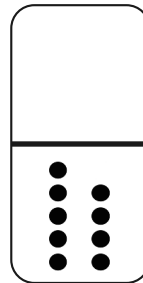
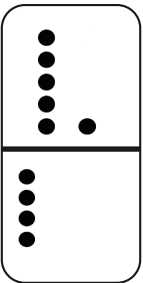
a.







b.



c.



2. Find the expressions that are equal. Use the equal expressions to write true number sentences.



a.


b.

Name _____


Date _____

1. Add. Color the balloons that match the number in the boy's mind. Find expressions that are equal. Connect them below with = to make true number sentences.

a.



b.



2. Are these number sentences true?  if it is true.  if it is false.

If it is false, rewrite the number sentence to make it true.

a. $3 + 1 = 2 + 2$

b. $9 + 1 = 1 + 2$

c. $2 + 3 = 1 + 4$

d. $5 + 1 = 4 + 2$

e. $4 + 3 = 3 + 5$

f. $0 + 10 = 2 + 8$

g. $6 + 3 = 4 + 5$

h. $3 + 7 = 2 + 6$

3. Write a number in the expression and solve.  if it is true.  if it is false.

a. $1 + \underline{\quad} = 3 + 2$

b. $\underline{\quad} + 4 = 2 + 5$

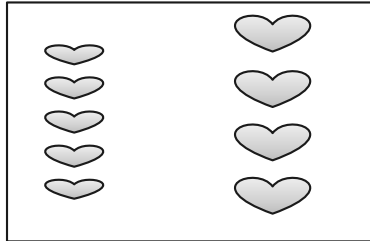
c. $\underline{\quad} + 5 = 6 + \underline{\quad}$


d. $7 + \underline{\quad} = 8 + \underline{\quad}$

Name _____

Date _____

1. The pictures below are not equal. Make the pictures equal, and write a true number sentence.





2. Circle the true number sentences, and rewrite the false sentences to make them true.

a. $4 = 4$

b. $5 + 1 = 6 + 1$

c. $3 + 2 = 5 + 0$

d. $6 + 2 = 4 + 4$

e. $3 + 3 = 6 + 2$

f. $9 + 0 = 7 + 2$

g. $4 + 3 = 2 + 4$

h. $8 = 8 + 0$

i. $6 + 3 = 5 + 4$

3. Find the missing part to make the number sentences true.

a.

$$8 + 0 = \underline{\quad} + 4$$

b.

$$7 + 2 = 9 + \underline{\quad}$$

c.

$$5 + 2 = 4 + \underline{\quad}$$

d.

$$5 + \underline{\quad} = 6 + 0$$

e.

$$6 + \underline{\quad} = 4 + 3$$

f.

$$5 + 4 = \underline{\quad} + 3$$

Name _____

Date _____

1. Write the number bond to match the picture. Then, complete the number sentences.

a.

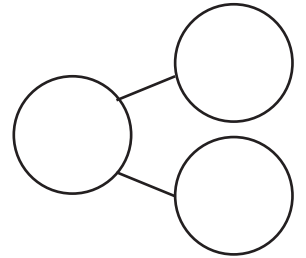


$$\square + \square = 5$$

$$\square + \square = 5$$

$$\square = \square + \square$$

$$\square = \square + \square$$



b.

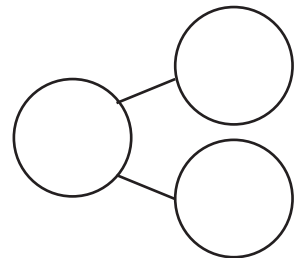


$$\square + \square = 8$$

$$\square + \square = \square$$

$$8 = \square + \square$$

$$\square = \square + \square$$



c.

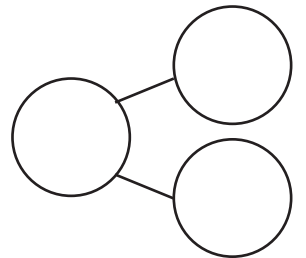


$$\square + \square = \square$$

$$\square + \square = \square$$

$$\square = \square + \square$$

$$\square = \square + \square$$



Write the expression under each plate. Add the equal sign to show they are the same amount.

2.

Two plates are shown. The left plate has 3 sandwiches and 2 bananas. Below it is a box, a plus sign, another box, and a circle. The right plate has 2 bananas and 3 sandwiches. Below it is a box, a plus sign, another box, and a circle.

3.

Two plates are shown. The left plate has 3 apples and 4 oranges. Below it is a box, a plus sign, another box, and a circle. The right plate has 4 oranges and 3 apples. Below it is a box, a plus sign, another box, and a circle.

4. Draw to show the expression.

Two plates are shown. The left plate has 6 oranges and 1 banana. Below it is a box, a plus sign, another box, and a circle. The right plate is empty. Below it is a box containing the number 1, a plus sign, another box containing the number 6, and a circle.

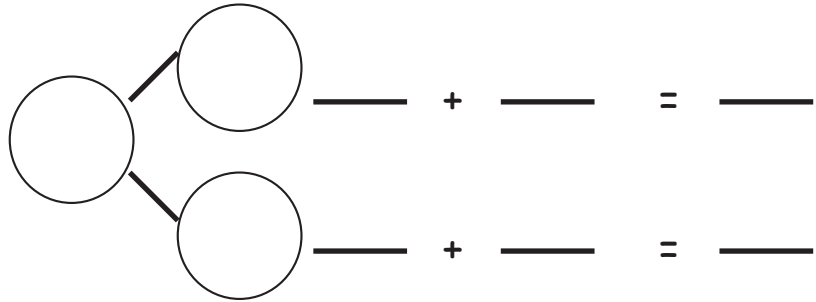

5. Draw and write to show 2 expressions that use the same numbers and have the same total.

Two empty plates are shown. Below each plate is a box, a plus sign, another box, and a circle.

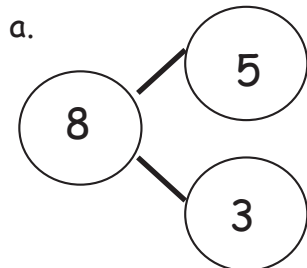
Name _____

Date _____

1. Use the picture to write a number bond. Then, write the matching number sentences.

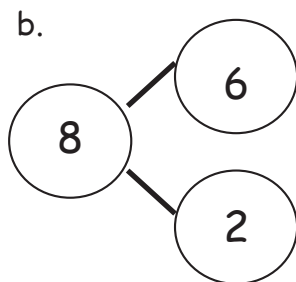


2. Write the number sentences to match the number bonds.



$$\underline{\quad\quad} + \underline{\quad\quad} = \underline{\quad\quad}$$

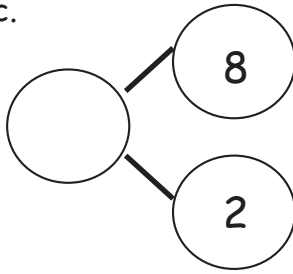
$$\underline{\quad\quad} + \underline{\quad\quad} = \underline{\quad\quad}$$



$$\underline{\quad\quad} = \underline{\quad\quad} + \underline{\quad\quad}$$

$$\underline{\quad\quad} = \underline{\quad\quad} + \underline{\quad\quad}$$

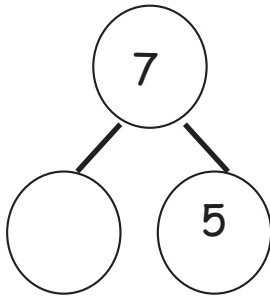
c.



$$\underline{\hspace{2cm}} + \underline{\hspace{2cm}} = \underline{\hspace{2cm}}$$

$$\underline{\hspace{2cm}} + \underline{\hspace{2cm}} = \underline{\hspace{2cm}}$$

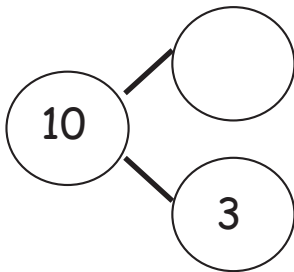
d.



$$\underline{\hspace{2cm}} + \underline{\hspace{2cm}} = \underline{\hspace{2cm}}$$

$$\underline{\hspace{2cm}} + \underline{\hspace{2cm}} = \underline{\hspace{2cm}}$$

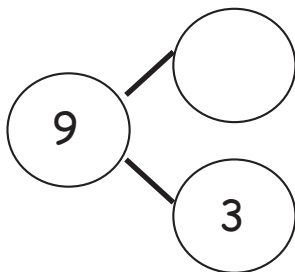
e.



$$\underline{\hspace{2cm}} = \underline{\hspace{2cm}} + \underline{\hspace{2cm}}$$

$$\underline{\hspace{2cm}} = \underline{\hspace{2cm}} + \underline{\hspace{2cm}}$$

f.



$$\underline{\hspace{2cm}} + \underline{\hspace{2cm}} = \underline{\hspace{2cm}}$$

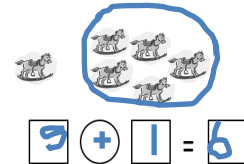
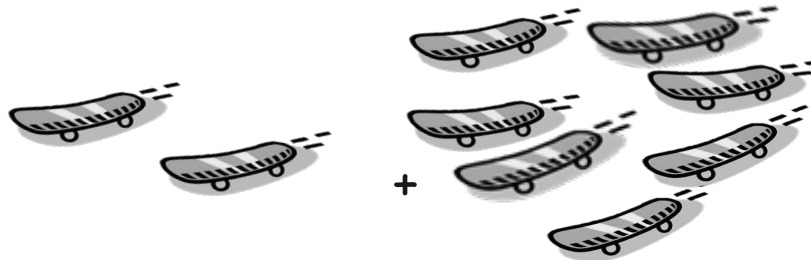
$$\underline{\hspace{2cm}} + \underline{\hspace{2cm}} = \underline{\hspace{2cm}}$$

Name _____

Date _____

Circle the larger amount and count on. Write the number sentence, starting with the larger number.

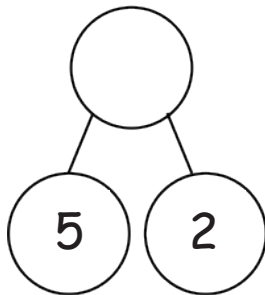
1.



$$\square + \square = \square$$

Color the larger part, and complete the number bond. Write the number sentence, starting with the larger part.

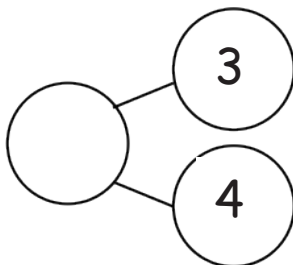
2.



$$\square + \square = \square$$

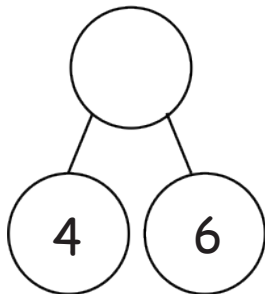


3.



$$\square + \square = \square$$

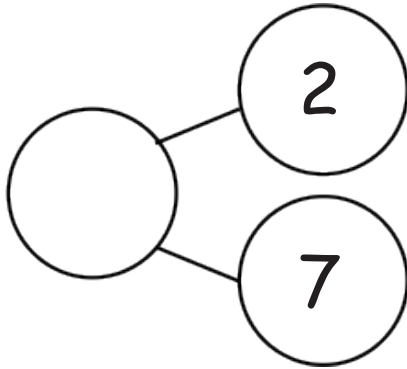
4.



$$\square + \square = \square$$

Color the larger part of the bond. Count on from that part to find the total, and fill in the number bond. Complete the first number sentence, and then rewrite the number sentence to start with the larger part.

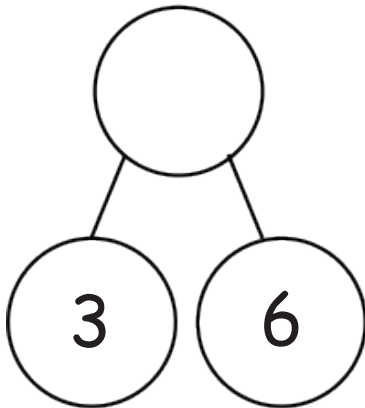
5.



$$\boxed{2} + \boxed{} = \boxed{}$$

$$\boxed{} + \boxed{} = \boxed{}$$

6.



$$\boxed{3} + \boxed{} = \boxed{}$$

$$\boxed{} + \boxed{} = \boxed{}$$

Circle the larger number, and count on to solve.

7. $1 + 5 = \underline{\hspace{2cm}}$

8. $2 + 6 = \underline{\hspace{2cm}}$

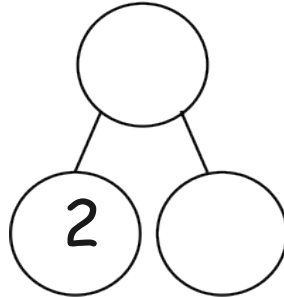

9. $4 + 3 = \underline{\hspace{2cm}}$

10. $3 + 6 = \underline{\hspace{2cm}}$

Name _____ Date _____

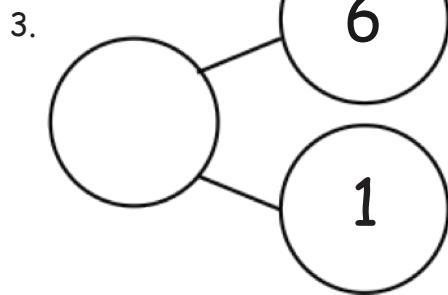
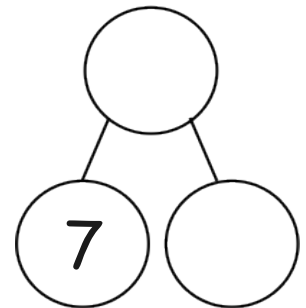
Color the larger part, and complete the number bond.

Write the number sentence, starting with the larger part.

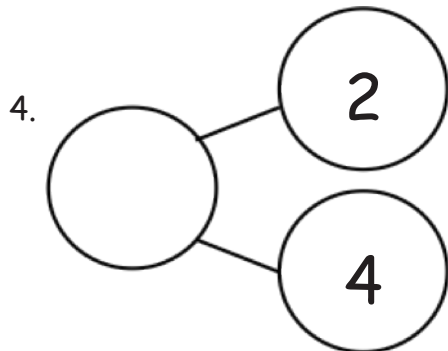


$$\square + \square = \square$$

2. $\square + \square = \square$

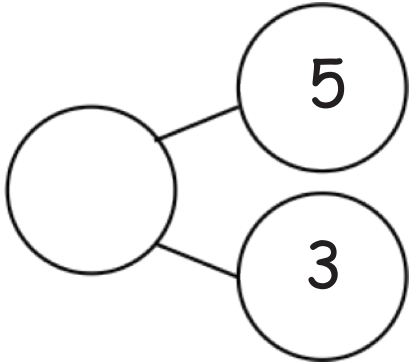


$$\underline{\hspace{2cm}} + \underline{\hspace{2cm}} = \underline{\hspace{2cm}}$$



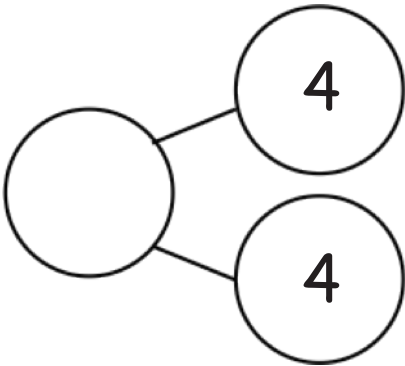
$$\underline{\hspace{2cm}} + \underline{\hspace{2cm}} = \underline{\hspace{2cm}}$$

5.



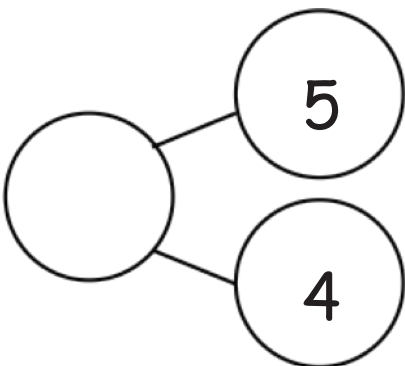
$$\underline{\quad\quad} + \underline{\quad\quad} = \underline{\quad\quad}$$

6.



$$\underline{\quad\quad} + \underline{\quad\quad} = \underline{\quad\quad}$$

7.



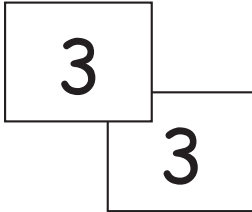
$$\underline{\quad\quad} + \underline{\quad\quad} = \underline{\quad\quad}$$

Name _____

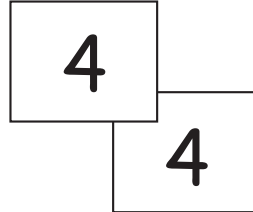
Date _____

Add the numbers on the pairs of cards. Write the number sentences. Color doubles red. Color doubles plus 1 blue.

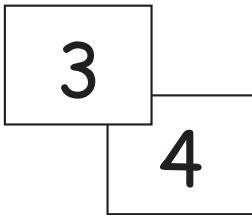
1.



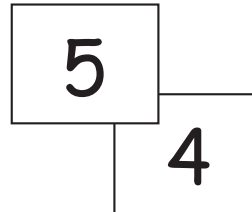
2.



3.




4.



Solve. Use your doubles to help. Draw and write the double that helped.

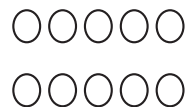
5.

$$5 + 4 = \square$$



6.

$$4 + 3 = \square$$



7. Solve the doubles and the doubles plus 1 number sentences.

a. $0 + 0 = \square$

$0 + 1 = \square$

b. $2 + 2 = \square$

$2 + 3 = \square$

c. $3 + 3 = \square$

$3 + 4 = \square$

d. $4 + 4 = \square$

$4 + 5 = \square$

e. $3 + \square = 6$

$3 + \square = 7$

f. $5 + \square = 10$

$4 + \square = 9$

8. Show how this strategy can help you solve $5 + 6 = \square$

9. Write a set of 4 related addition facts for the number sentences of Problem 7(d).

2

2

$2+2=4$

Name _____

Date _____

1. Draw the 5-group card to show a double. Write the number sentence to match the cards.

a.

b.

c.

2. Fill in the 5-group cards in order from least to greatest, double the number, and write the number sentences.

a.

b.

c.

d.

e.

3. Solve the number sentences.

a. $3 + 3 = \underline{\quad}$

b. $5 + \underline{\quad} = 10$

c. $1 + \underline{\quad} = 2$

d. $4 = \underline{\quad} + 2$

e. $8 = 4 + \underline{\quad}$

4. Match the top cards to the bottom cards to show doubles plus 1.

a. $\boxed{1}$

b. $\boxed{4}$

c. $\boxed{3}$

d. $\boxed{2}$

$\boxed{5}$

$\boxed{2}$

$\boxed{3}$




$\boxed{4}$

5. Solve the number sentences. Write the double fact that helped you solve the double plus 1.

a. $2 + 3 = \underline{\quad}$

b. $3 + \underline{\quad} = 7$

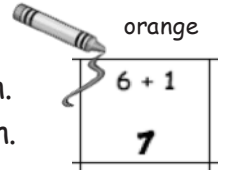
c. $4 + \underline{\quad} = 9$



Name _____

Date _____

1. Use RED to color boxes with 0 as an addend. Find the total for each.
2. Use ORANGE to color boxes with 1 as an addend. Find the total for each.
3. Use YELLOW to color boxes with 2 as an addend. Find the total for each.
4. Use GREEN to color boxes with 3 as an addend. Find the total for each.
5. Use BLUE to color the boxes that are left. Find the total for each.



1 + 0	1 + 1	1 + 2	1 + 3	1 + 4	1 + 5	1 + 6	1 + 7	1 + 8	1 + 9
2 + 0	2 + 1	2 + 2	2 + 3	2 + 4	2 + 5	2 + 6	2 + 7	2 + 8	
3 + 0	3 + 1	3 + 2	3 + 3	3 + 4	3 + 5	3 + 6	3 + 7		
4 + 0	4 + 1	4 + 2	4 + 3	4 + 4	4 + 5	4 + 6			
5 + 0	5 + 1	5 + 2	5 + 3	5 + 4	5 + 5				
6 + 0	6 + 1	6 + 2	6 + 3	6 + 4					
7 + 0	7 + 1	7 + 2	7 + 3						
8 + 0	8 + 1	8 + 2							
9 + 0	9 + 1								
10 + 0									

Name _____

Date _____



Solve the problems without counting all. Color the boxes using the key.

Step 1: Color the problems with "+ 1" or "1 +" blue.

Step 2: Color the remaining problems with "+ 2" or "2 +" green.

Step 3: Color the remaining problems with "+ 3" or "3 +" yellow.

a. $7 + 1 = \underline{\quad}$	b. $8 + \underline{\quad} = 9$	c. $3 + 1 = \underline{\quad}$	d. $5 + 3 = \underline{\quad}$
e. $5 + \underline{\quad} = 7$	f. $4 + \underline{\quad} = 7$	g. $6 + 3 = \underline{\quad}$	h. $8 + \underline{\quad} = 10$
i. $2 + 1 = \underline{\quad}$	j. $1 + \underline{\quad} = 2$	k. $1 + \underline{\quad} = 4$	l. $6 + 2 = \underline{\quad}$
m. $3 + \underline{\quad} = 6$	n. $6 + \underline{\quad} = 7$	o. $3 + 2 = \underline{\quad}$	p. $5 + 1 = \underline{\quad}$
q. $2 + 2 = \underline{\quad}$	r. $4 + \underline{\quad} = 6$	s. $4 + 1 = \underline{\quad}$	t. $7 + 2 = \underline{\quad}$
u. $2 + \underline{\quad} = 3$	v. $9 + 1 = \underline{\quad}$	w. $7 + 3 = \underline{\quad}$	x. $1 + \underline{\quad} = 3$

Name _____

Date _____

Use your chart to write a list of number sentences in the spaces below.

Totals of 10	Totals of 9	Totals of 8	Totals of 7

Name _____

Date _____

Fill in the missing box, and find the totals for all of the expressions. Use your completed addition chart to help you.

1.

$1 + 2$	$1 + 3$
$2 + 2$	
$3 + 2$	$3 + 3$

2.

$6 + 1$	$6 + 2$
$7 + 1$	
	$8 + 2$
$9 + 1$	

3.

$4 + 4$	$4 + 5$	
$5 + 4$		
$6 + 4$		

4.

$2 + 4$		$2 + 6$
	$3 + 5$	

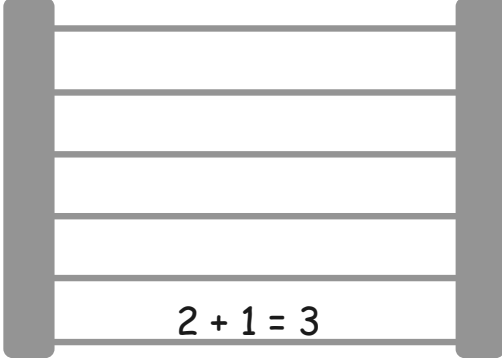
$1+0$	$1+1$	$1+2$	$1+3$	$1+4$	$1+5$	$1+6$	$1+7$	$1+8$	$1+9$
$2+0$	$2+1$	$2+2$	$2+3$	$2+4$	$2+5$	$2+6$	$2+7$	$2+8$	
$3+0$	$3+1$	$3+2$	$3+3$	$3+4$	$3+5$	$3+6$	$3+7$		
$4+0$	$4+1$	$4+2$	$4+3$	$4+4$	$4+5$	$4+6$			
$5+0$	$5+1$	$5+2$	$5+3$	$5+4$	$5+5$				
$6+0$	$6+1$	$6+2$	$6+3$	$6+4$					
$7+0$	$7+1$	$7+2$	$7+3$						
$8+0$	$8+1$	$8+2$							
$9+0$	$9+1$								
$10+0$									

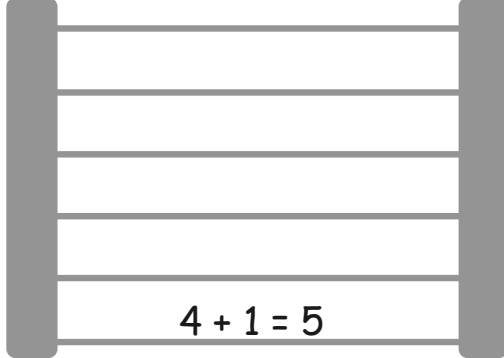
addition chart; from Lesson 21

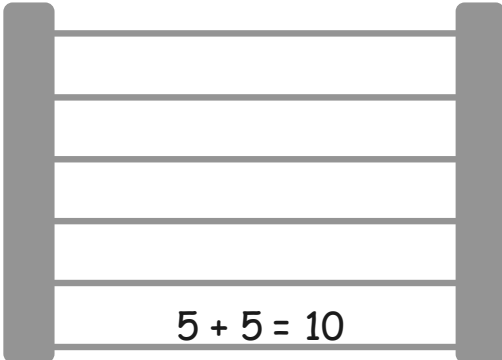
Name _____

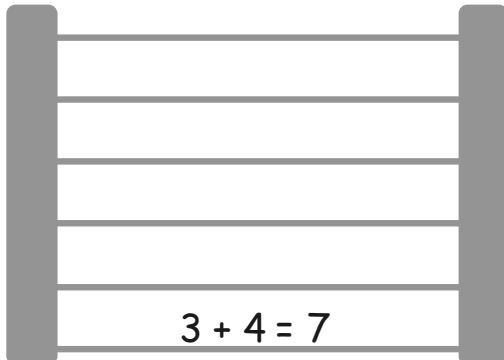
Date _____

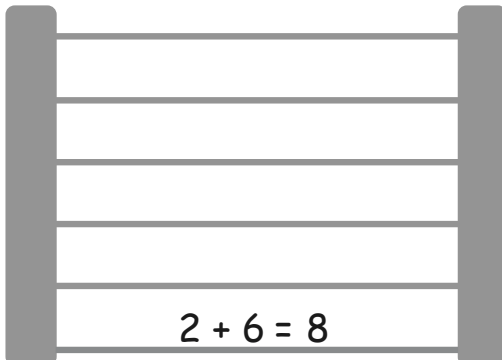
Related Fact Ladders

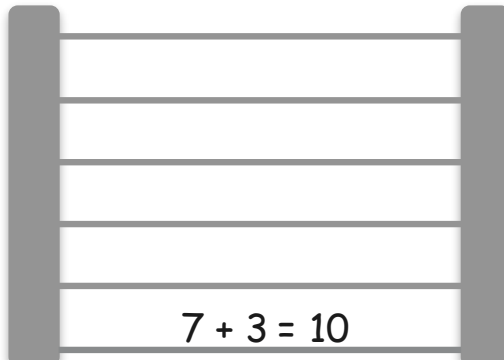
1. 
 $2 + 1 = 3$

2. 
 $4 + 1 = 5$

3. 
 $5 + 5 = 10$

4. 
 $3 + 4 = 7$

5. 
 $2 + 6 = 8$

6. 
 $7 + 3 = 10$

Name _____

Date _____

Solve and sort the number sentences. One number sentence can go in more than one place when you sort.

$$5 + 1 = \underline{\quad}$$

$$6 + 2 = \underline{\quad}$$

$$2 + 3 = \underline{\quad}$$

$$3 + 3 = \underline{\quad}$$

$$7 + 1 = \underline{\quad}$$

$$2 + 2 = \underline{\quad}$$

$$\underline{\quad} = 4 + 4$$

$$8 + 2 = \underline{\quad}$$

$$3 + 4 = \underline{\quad}$$

$$\underline{\quad} = 5 + 4$$

$$10 = 1 + \underline{\quad}$$


$$\underline{\quad} = 5 + 2$$

Doubles	Doubles +1	+1	+2	Mentally visualized 5-groups

Write your own number sentences, and add them to the chart.

Solve and practice math facts.

$1 + 0$	$1 + 1$	$1 + 2$	$1 + 3$	$1 + 4$	$1 + 5$	$1 + 6$	$1 + 7$	$1 + 8$	$1 + 9$
$2 + 0$	$2 + 1$	$2 + 2$	$2 + 3$	$2 + 4$	$2 + 5$	$2 + 6$	$2 + 7$	$2 + 8$	
$3 + 0$	$3 + 1$	$3 + 2$	$3 + 3$	$3 + 4$	$3 + 5$	$3 + 6$	$3 + 7$		
$4 + 0$	$4 + 1$	$4 + 2$	$4 + 3$	$4 + 4$	$4 + 5$	$4 + 6$			
$5 + 0$	$5 + 1$	$5 + 2$	$5 + 3$	$5 + 4$	$5 + 5$				
$6 + 0$	$6 + 1$	$6 + 2$	$6 + 3$	$6 + 4$					
$7 + 0$	$7 + 1$	$7 + 2$	$7 + 3$						
$8 + 0$	$8 + 1$	$8 + 2$							
$9 + 0$	$9 + 1$								
$10 + 0$									



related fact ladder

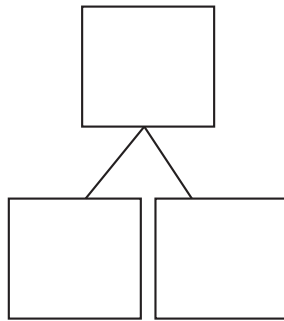

Name _____

Date _____

Break the total into parts. Write a number bond and addition and subtraction number sentences to match the story.

$2 + 1 = 3$
 $3 - 2 = 1$

1. Rachel and Lucy are playing with 5 trucks. If Rachel is playing with 2 of them, how many is Lucy playing with?

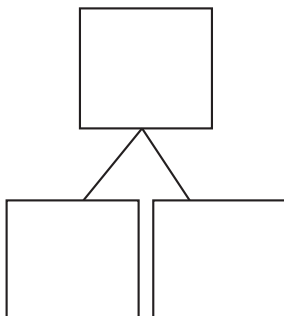
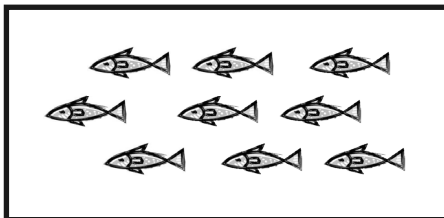


$$\boxed{2} \text{ } \textcircled{+} \text{ } \boxed{} = \boxed{5}$$

$$\boxed{5} \text{ } \textcircled{-} \text{ } \boxed{2} = \boxed{}$$

Lucy is playing with _____ trucks.

2. Jane caught 9 fish. She caught 7 fish before she ate lunch. How many fish did she catch after lunch?

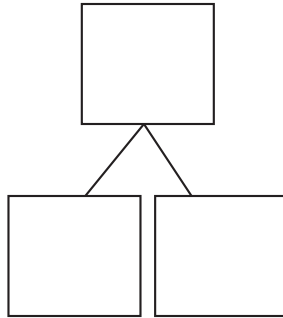


$$\boxed{} \text{ } \textcircled{+} \text{ } \boxed{} = \boxed{9}$$

$$\boxed{9} \text{ } \textcircled{-} \text{ } \boxed{} = \boxed{}$$

Jane caught _____ fish after lunch.

3. Dad bought 6 shirts. The next day he returned some of them. Now, he has 2 shirts. How many shirts did Dad return?

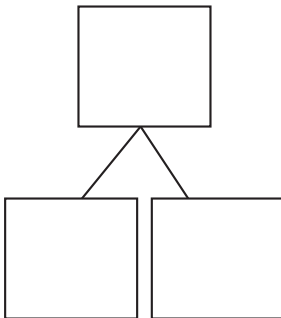



$$\square + \square = 6$$

$$6 - \square = \square$$

Dad returned _____ shirts.

4. John had 3 strawberries. Then, his friend gave him more fruit. Now, John has 7 pieces of fruit. How many pieces of fruit did John's friend give him?



$$\square + \square = 7$$


$$7 - \square = \square$$

John's friend gave him _____ pieces of fruit.

Name _____

Date _____

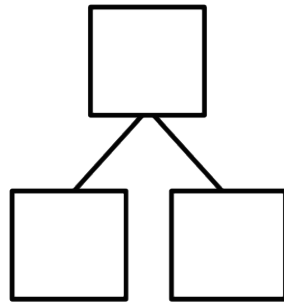

Break the total into parts. Write a number bond and addition and subtraction number sentences to match the story.



$$2 + 1 = 3$$

$$3 - 2 = 1$$

1. Six flowers bloomed on Monday. Some more bloomed on Tuesday. Now, there are 8 flowers. How many flowers bloomed on Tuesday?

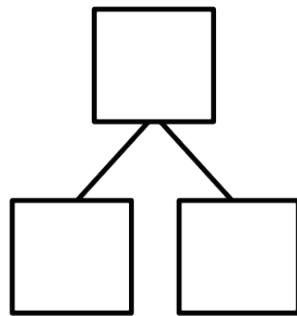
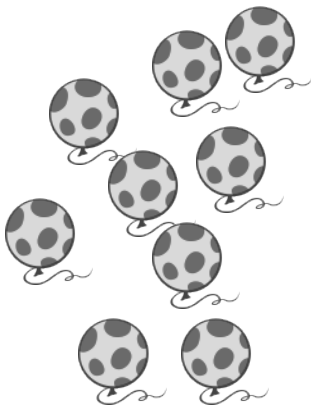


$$\square + \square = \square$$

$$\square - \square = \square$$

_____ flowers bloomed on Tuesday.

2. Below are the balloons that Mom bought. She bought 4 balloons for Bella, and the rest of the balloons were for Jim. How many balloons did she buy for Jim?



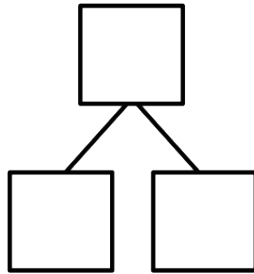
$$\square + \square = \square$$

$$\square - \square = \square$$

Mom bought Jim _____ balloons.

Draw a picture to solve the math story.

3. Missy buys some cupcakes and 2 cookies. Now, she has 6 desserts. How many cupcakes did she buy?

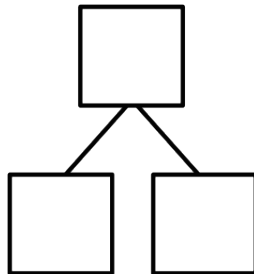



$$\square + \square = \square$$

$$\square - \square = \square$$

Missy bought _____ cupcakes.

4. Jim invited 9 friends to his party. Three friends arrived late, but the rest came early. How many friends came early?

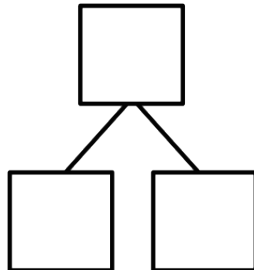


$$\square + \square = \square$$

$$\square - \square = \square$$

_____ friends came early.

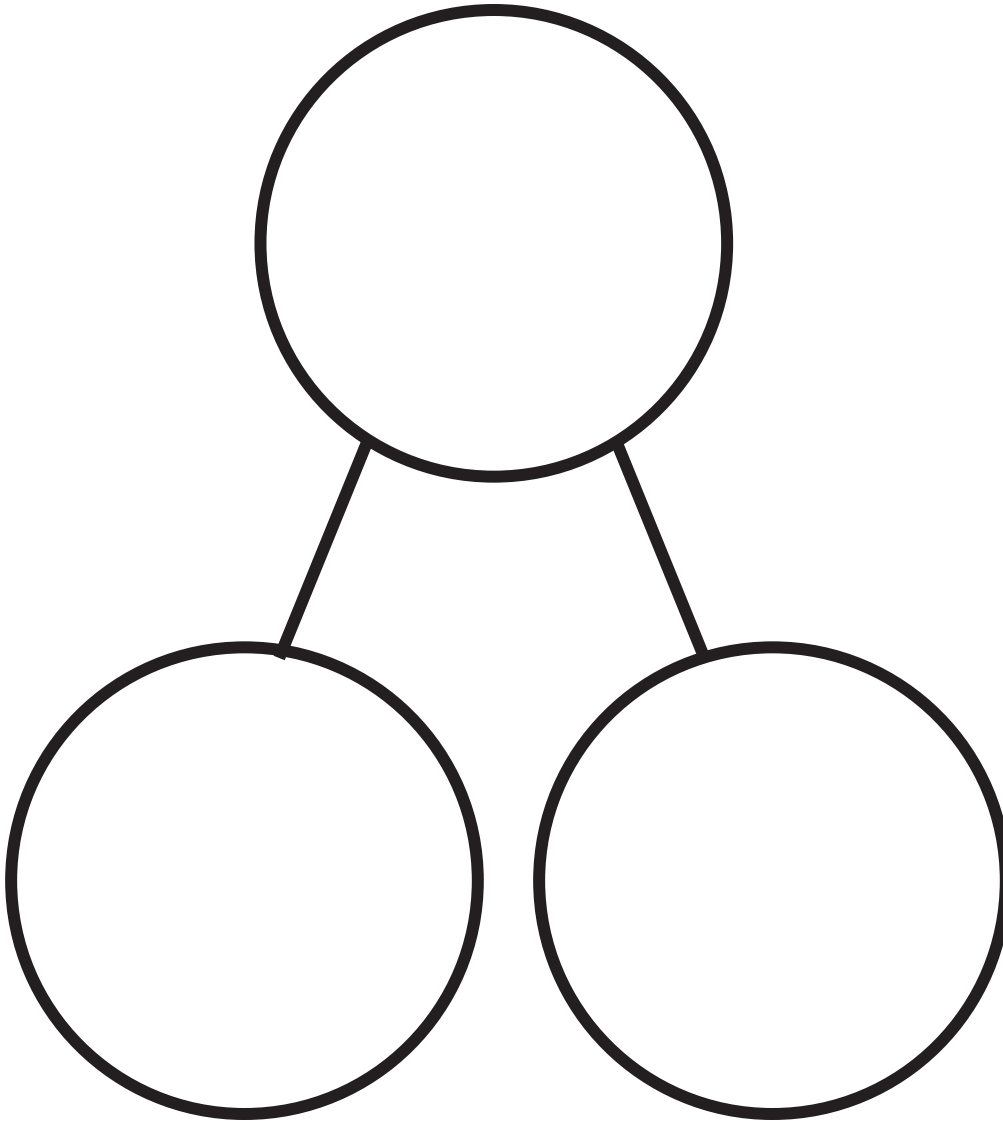
5. Mom paints her fingernails on both hands. First, she paints 2 red. Then, she paints the rest pink. How many fingernails are pink?



$$\square + \square = \square$$

$$\square - \square = \square$$

Mom paints _____ fingernails pink.


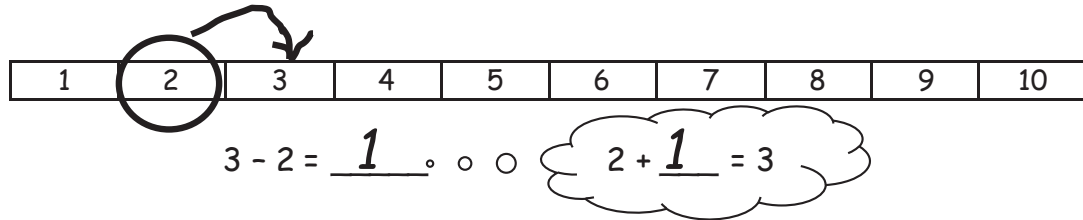


number bond and number sentences

Name _____


Date _____

Use the number path to solve.



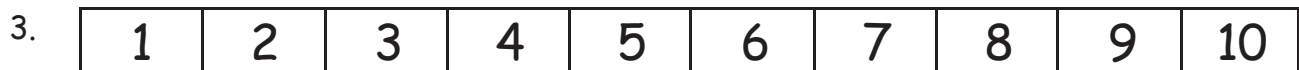
$6 - 4 = \underline{\quad}$. . .

$4 + \underline{\quad} = 6$




$8 - 5 = \underline{\quad}$. . .

$5 + \underline{\quad} = 8$



$9 - 6 = \underline{\quad}$. . .

$6 + \underline{\quad} = 9$



$9 - 3 = \underline{\quad}$. . .

$3 + \underline{\quad} = 9$

Use the number path to help you solve.

1	2	3	4	5	6	7	8	9	10
---	---	---	---	---	---	---	---	---	----

5. $5 - 4 = \underline{\quad}$

$4 + \underline{\quad} = 5$

6. $5 - 1 = \underline{\quad}$

$1 + \underline{\quad} = 5$

7. $7 - 5 = \underline{\quad}$

$5 + \underline{\quad} = 7$

8. $10 - 6 = \underline{\quad}$

$6 + \underline{\quad} = 10$

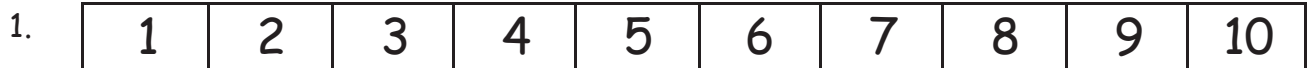
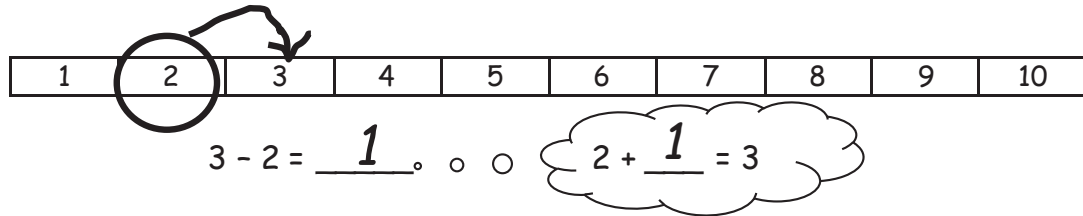
9. $9 - 3 = \underline{\quad}$

$3 + \underline{\quad} = 9$

Name _____

Date _____

Use the number path to solve.



$5 - 3 = \underline{\quad}$

. . .

$3 + \underline{\quad} = 5$



a. $8 - 6 = \underline{\quad}$

$6 + \underline{\quad} = 8$

b. $7 - 4 = \underline{\quad}$

$4 + \underline{\quad} = 7$

c. $8 - 2 = \underline{\quad}$

d. $9 - 6 = \underline{\quad}$

Use the number path to solve. Match the addition sentence that can help you.



3. a. $6 - 4 = \underline{\quad}$

$6 + 4 = 10$

b. $9 - 5 = \underline{\quad}$

$10 = 7 + 3$

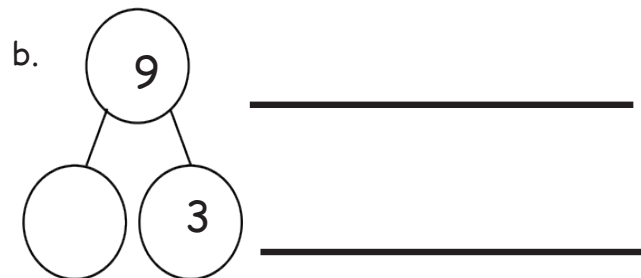
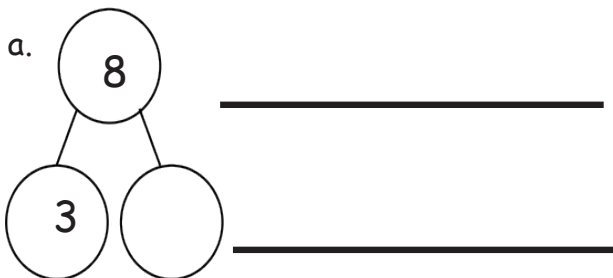
c. $10 - 6 = \underline{\quad}$


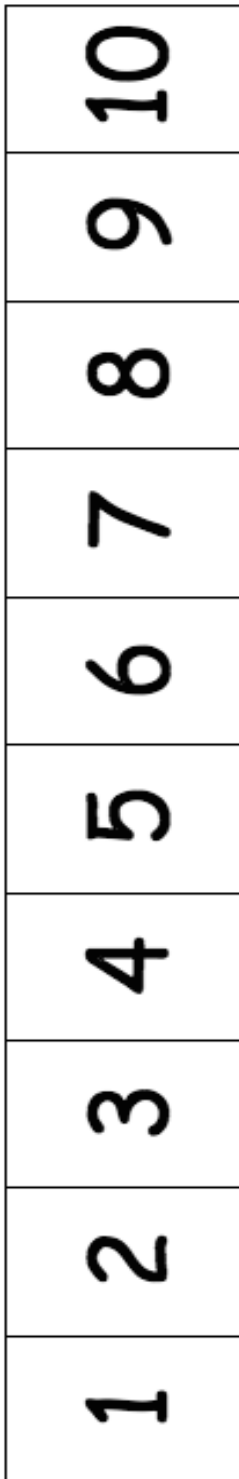
$4 + 5 = 9$

d. $10 - 7 = \underline{\quad}$





$6 = 4 + 2$

4. Write an addition and subtraction number sentence for the number bond. You may use the number path to solve.

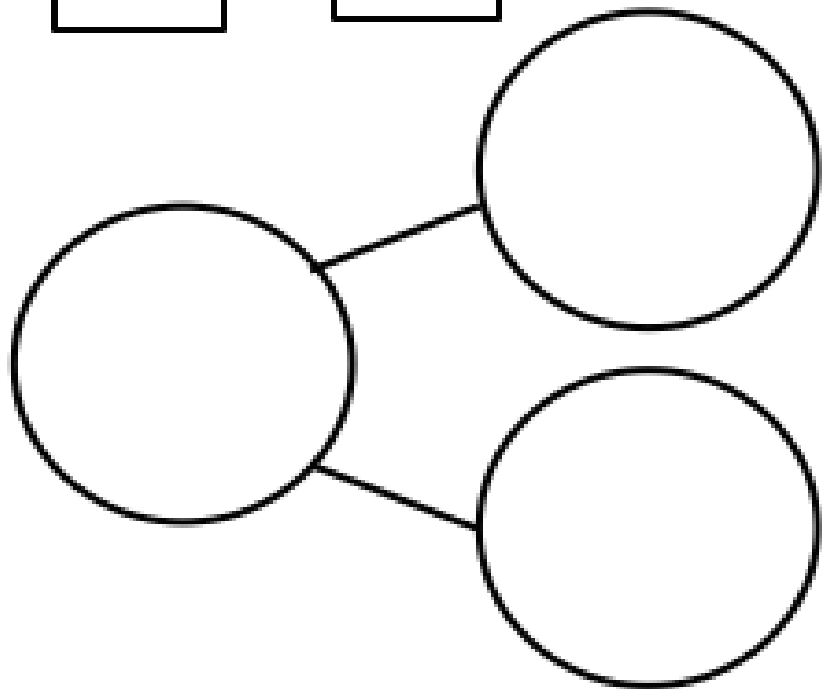







=



=



number path

Name _____

Date _____

1	2	3	4	5	6	7	8	9	10
---	---	---	---	---	---	---	---	---	----

Rewrite the subtraction number sentence as an addition number sentence.

Place a around the unknown. Use the number path if you want to.

1. $4 - 3 = \square$ _____ + _____ = _____

2. $6 - 2 = \square$ _____ + _____ = _____

3. $7 - 3 = \square$ _____ + _____ = _____

4. $9 - 6 = \square$ _____

5. $10 - 2 = \square$ _____

Use the number path to count on.

6. $8 - 4 = \underline{\hspace{2cm}}$ $4 + \underline{\hspace{2cm}} = 8$

7. $9 - 5 = \underline{\hspace{2cm}}$ $5 + \underline{\hspace{2cm}} = 9$

1	2	3	4	5	6	7	8	9	10
---	---	---	---	---	---	---	---	---	----

Hop back on the number path to count back.

8. $10 - 1 =$ _____

9. $9 - 2 =$ _____

10. Pick the best way to solve the problem. Check the box.



Count on



Count back

a. $10 - 9 =$ _____

b. $9 - 1 =$ _____

c. $8 - 5 =$ _____

d. $8 - 6 =$ _____

e. $7 - 4 =$ _____

f. $6 - 3 =$ _____

Name _____

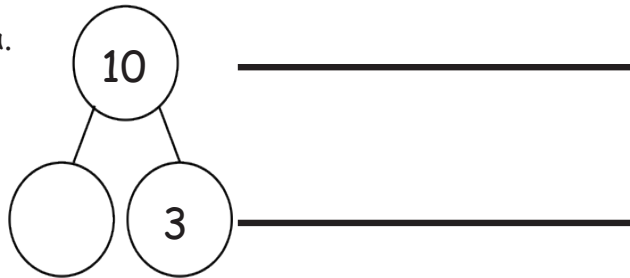
Date _____

Use the number path to complete the number bond, and write an addition and a subtraction sentence to match.

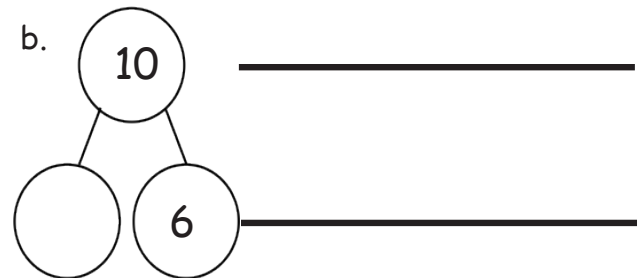
1.

Number Path

a.




b.



2. Solve the number sentences. Pick the best way to solve. Check the box.



Count on



Count back

a. $9 - 7 =$ _____



b. $8 - 2 =$ _____

c. $7 - 5 =$ _____

3. Solve the number sentence. Pick the best way to solve. Use the number path to show why.

a. $7 - 5 = \underline{\quad}$



Count on
Count back



I counted _____ because it needed fewer hops.



b. $9 - 1 = \underline{\quad}$



I counted _____ because it needed fewer hops.

c. $10 - 8 = \underline{\quad}$

Make a math drawing or write a number sentence to show why this is best.

Name _____

Date _____

Read the story. Draw a horizontal line through the items that are leaving the story.

Then, complete the number bond, sentence, and statement.

1. There are 5 toy airplanes flying at the park.
One went down and broke.
How many airplanes are still flying?

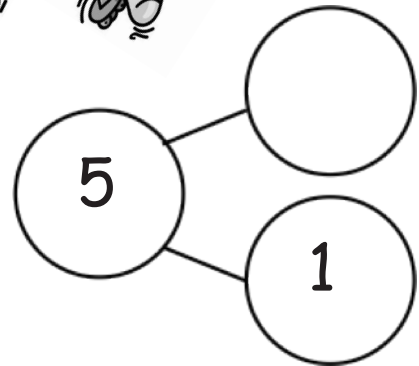


Example: $3 - 2 = 1$

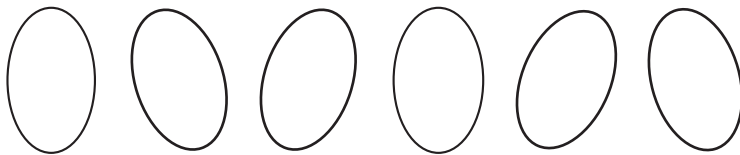


$$5 - 1 = \underline{\quad}$$

There are _____ airplanes still flying.

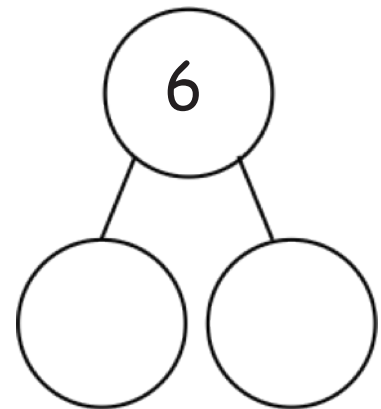


2. I had 6 eggs from the store.
Three of them were cracked.
How many eggs did I have that were not cracked?



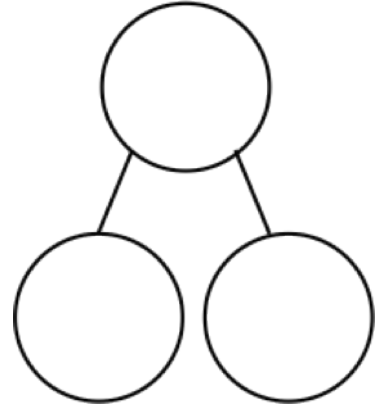
$$6 - \underline{\quad} = \underline{\quad}$$

_____ eggs were not cracked.



Draw a number bond and math drawing to help you solve the problems.

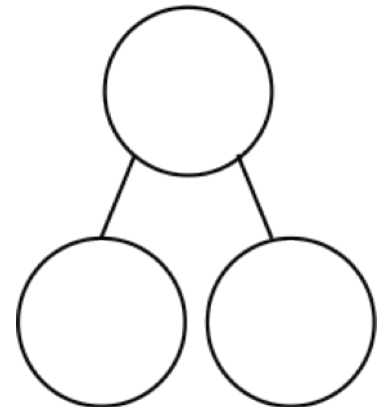
3. Kate saw 8 cats playing in the grass.
Three went away to chase a mouse.
How many cats remained in the grass?



$$\underline{\quad\quad} - \underline{\quad\quad} = \underline{\quad\quad}$$

 cats remained in the grass.

4. There were 7 mango slices.
Two of them were eaten.
How many mango slices are left to eat?



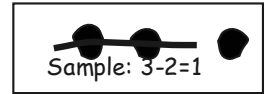
$$\underline{\quad\quad} - \underline{\quad\quad} = \underline{\quad\quad}$$

There are mango slices left.

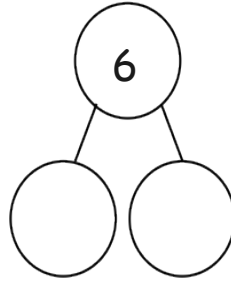
Name _____

Date _____

Read the story. Make a math drawing to solve.



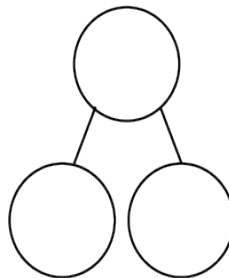
1. There were 6 hot dogs on the grill. Two finish cooking and are removed. How many hot dogs remain on the grill?



$$6 - \underline{\quad} = \underline{\quad}$$

There are _____ hot dogs remaining on the grill.

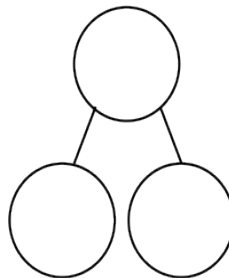
2. Bob buys 8 new toy cars. He takes 3 out of the bag. How many cars are still in the bag?



$$\underline{\quad} - \underline{\quad} = \underline{\quad}$$

_____ cars are still in the bag.

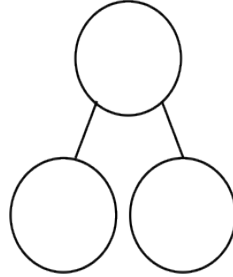
3. Kira sees 7 birds in the tree. Three birds fly away. How many birds are still in the tree?



$$\underline{\quad} - \underline{\quad} = \underline{\quad}$$

_____ birds are still in the tree.

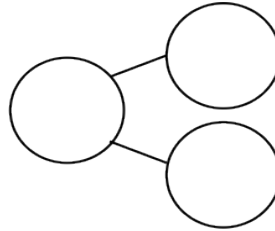

4. Brad has 9 friends over for a party. Six friends get picked up. How many friends are still at the party?



$$\underline{\quad} - \underline{\quad} = \underline{\quad}$$

_____ friends are still
at the party.

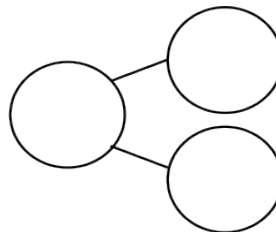
5. Jordan was playing with 10 cars. He gave 7 to Kate. How many cars is Jordan playing with now?



$$\underline{\quad} - \underline{\quad} = \underline{\quad}$$

Jordan is playing
with _____ cars now.

6. Tony takes 4 books from the bookshelf. There were 10 books on the shelf to start. How many books are on the shelf now?



$$\underline{\quad} - \underline{\quad} = \underline{\quad}$$

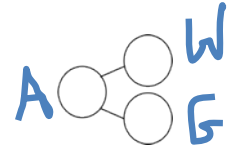
_____ books are
on the shelf now.

Name _____

Date _____

Complete the story and solve. Label the number bond.

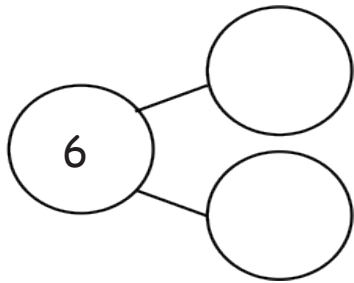
Color the missing part in the number sentence and number bond.



1. There are _____ apples.

_____ have worms. Yuck!

How many good apples are there?



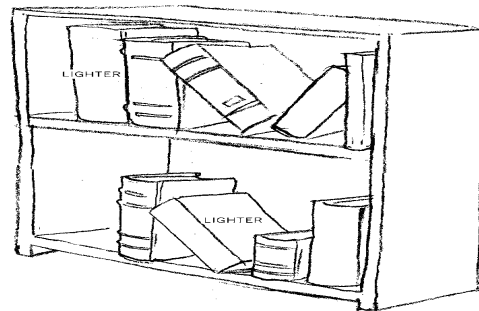
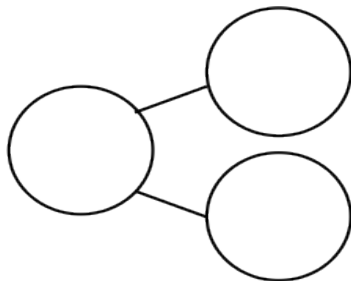
$$\boxed{6} - \boxed{} = \boxed{}$$

There are _____ good apples.

2. _____ books are in the case.

_____ books are on the top shelf.

How many books are on the bottom shelf?



$$\boxed{9} - \boxed{} = \boxed{}$$

_____ books are on the bottom shelf.

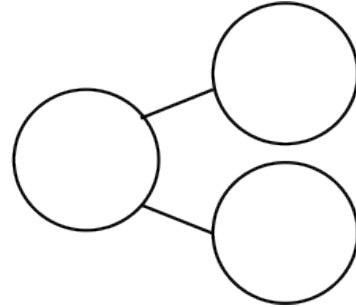
Use number bonds and math drawings in a line to solve.

Example of math drawing and
number sentence



$$5 - 4 = 1$$

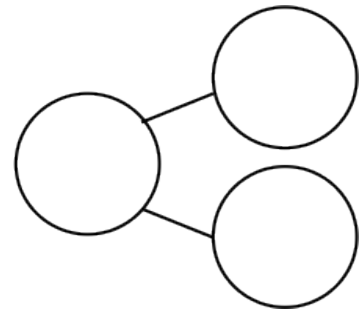
3. There are 8 animals at the pond.
Two are big. The rest are small.
How many are small?



$$\square - \square = \square$$

_____ animals are small.

4. There are 7 students in the class.
_____ students are girls.
How many students are boys?



$$\square - \square = \square$$

_____ students are boys.

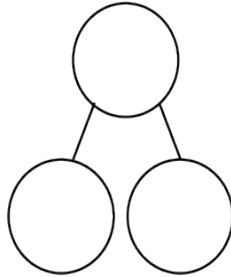

Name _____

Date _____

Read the math stories. Make math drawings to solve.



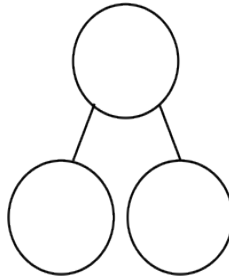

1. Tom has a box of 7 crayons. Five crayons are red. How many crayons are not red?



$$\underline{\quad} - \underline{\quad} = \underline{\quad}$$

_____ crayons are not red.

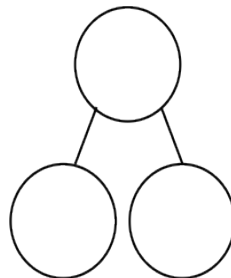
2. Mary picks 8 flowers. Two are daisies. The rest are tulips. How many tulips does she pick?



$$\underline{\quad} - \underline{\quad} = \underline{\quad}$$

Mary picks _____ tulips.

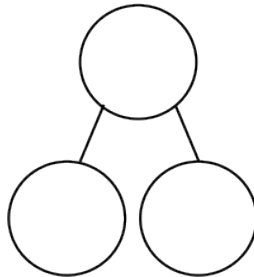

3. There are 9 pieces of fruit in the bowl. Four are apples. The rest are oranges. How many pieces of fruit are oranges?



$$\underline{\quad} - \underline{\quad} = \underline{\quad}$$

The bowl has _____ oranges.

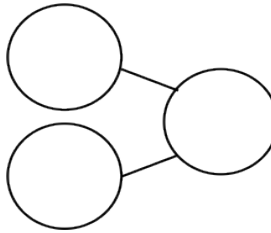
4. Mom and Ben make 10 cookies. Six are stars. The rest are round. How many cookies are round?



$$\underline{\quad} - \underline{\quad} = \underline{\quad}$$

There are round cookies.

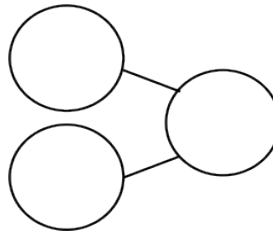
5. The parking lot has 7 spaces. Two cars are parked in the lot. How many more cars can park in the lot?



$$\underline{\quad} - \underline{\quad} = \underline{\quad}$$

 more cars can park in the lot.

6. Liz has 2 fingers with Band Aids. How many fingers are not hurt?



$$\underline{\quad} - \underline{\quad} = \underline{\quad}$$

Write a statement for your answer:

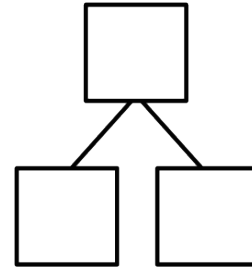



Name _____

Date _____

Solve the math stories. Complete and label the number bond and the picture number bond. Lightly shade in the solution.

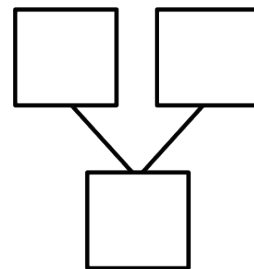
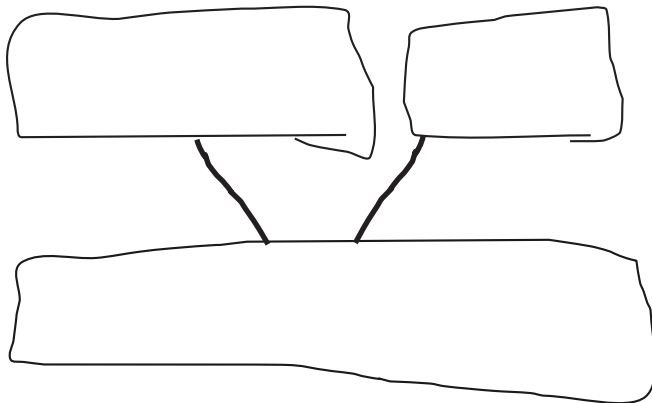
1. Jill was given a total of 5 flowers for her birthday. She put 3 in one vase and the rest in another vase. How many flowers did she put in the other vase?



$$\boxed{3} + \boxed{} = \boxed{5}$$

$$\boxed{5} - \boxed{3} = \boxed{}$$

2. Kate and Nana were baking cookies. They made 5 heart-shaped cookies and then made some square cookies. They made 8 cookies altogether. How many square cookies did they make? Draw and solve.

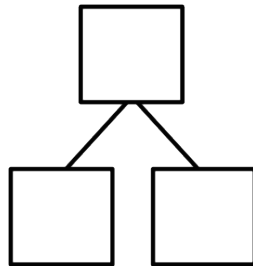


$$\boxed{5} + \boxed{} = \boxed{8}$$

$$\boxed{8} - \boxed{5} = \boxed{}$$

Solve. Complete and label the number bond and the picture number bond. Circle the unknown number.

3. Bill has 2 trucks. His friend James came over with some more. Together, they have 6 trucks. How many trucks did James bring over?

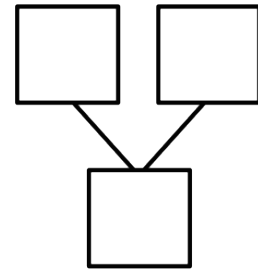


$$\underline{\quad} + \underline{\quad} = 6$$

$$6 - \underline{\quad} = \underline{\quad}$$

James brought over _____ trucks.

4. Jane caught 5 fish before she stopped to eat lunch. After lunch, she caught some more. At the end of the day, she had 9 fish. How many fish did she catch after lunch?



$$\underline{\quad} + \underline{\quad} = 9$$

$$9 - \underline{\quad} = \underline{\quad}$$

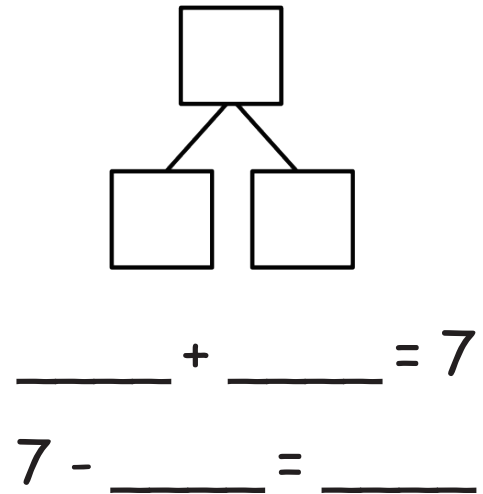
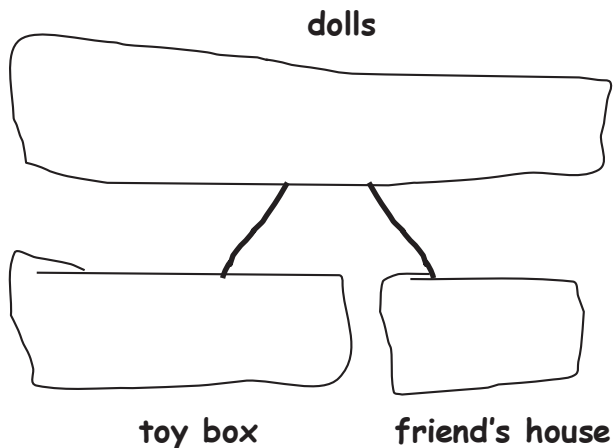
Jane caught _____ fish after lunch.

Name _____

Date _____

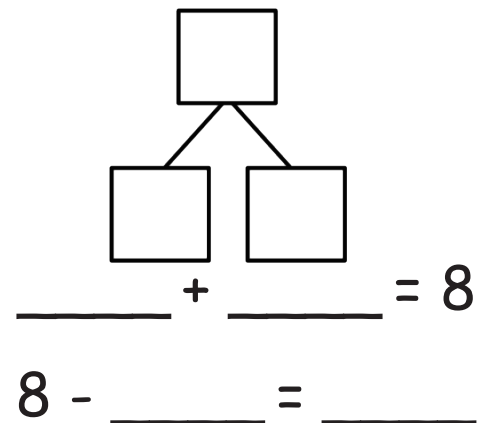
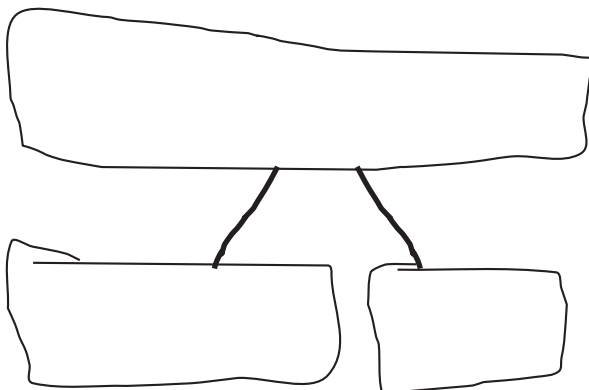
Solve the math stories. Draw and label a picture number bond to solve. Circle the unknown number.

1. Grace has a total of 7 dolls. She puts 2 in the toy box and takes the rest to her friend's house. How many dolls does she take to her friend's house?



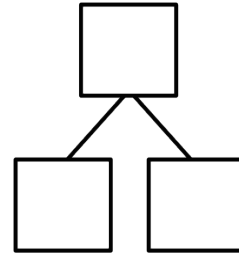
Grace takes _____ dolls to her friend's house.

2. Jack can invite 8 friends to his birthday party. He makes 3 invitations. How many invitations does he still need to make?



Jack still needs to make _____ invitations.

3. There are 9 dogs at the park. Five dogs play with balls. The rest are eating bones. How many dogs are eating bones?



$$\underline{\quad\quad} + \underline{\quad\quad} = 9$$

$\underline{\quad\quad}$ dogs are eating bones.

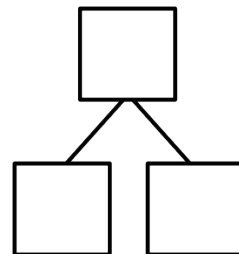
$$\underline{\quad\quad} - \underline{\quad\quad} = \underline{\quad\quad}$$

4. There are 10 students in Jim's class. Seven bought lunch at school. The rest brought lunch from home. How many students brought lunch from home?

$$\underline{\quad\quad} + \underline{\quad\quad} = \underline{\quad\quad}$$

$$\underline{\quad\quad} - \underline{\quad\quad} = \underline{\quad\quad}$$

$\underline{\quad\quad}$ students brought lunch from home.



Name _____

Date _____

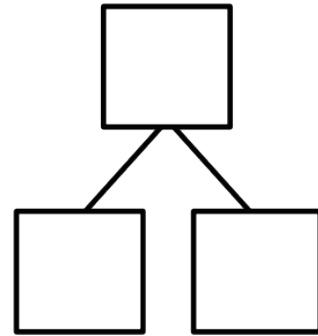
Make a math drawing, and circle the part you know. Cross out the unknown part.

Complete the number sentence and number bond.



Sample: $3 - 1 = 2$

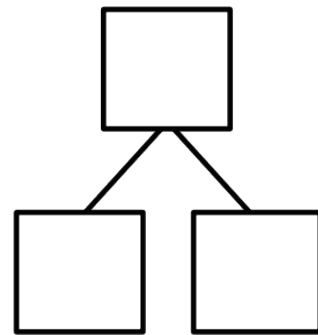
1. Kate made 7 cookies. Bill ate some. Now, Kate has 5 cookies.
How many cookies did Bill eat?



$$\boxed{7} \ominus \boxed{} = \boxed{}$$

Bill ate _____ cookies.

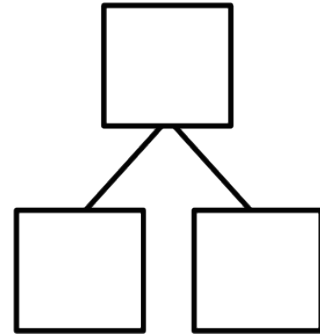
2. On Monday, Tim had 8 pencils. On Tuesday, he lost some pencils.
On Wednesday, he has 4 pencils. How many pencils did Tim lose?



Tim lost _____ pencils.

$$\boxed{} \ominus \boxed{} = \boxed{}$$

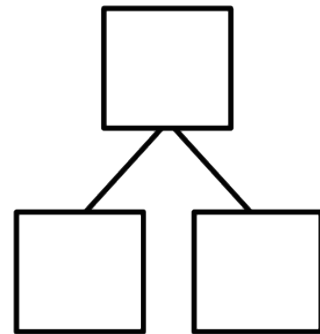
3. A store had 6 shirts on the rack. Now, there are 2 shirts on the rack.
How many shirts were sold?



_____ shirts were sold.

$$\square - \square = \square$$

4. There were 9 children at the park. Some children went inside. Five children stayed.
How many children went inside?



_____ children went inside.

$$\square - \square = \square$$

Name _____

Date _____

Make a math drawing, and circle the part you know.

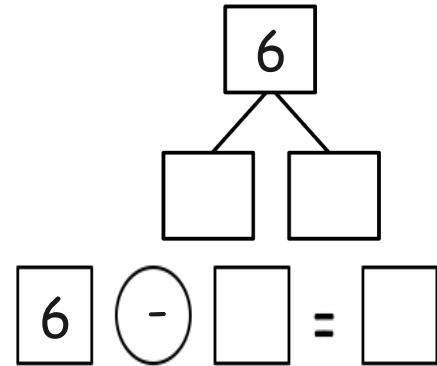
Cross out the unknown part.

Complete the number sentence and number bond.

Sample $3 - 1 = 2$

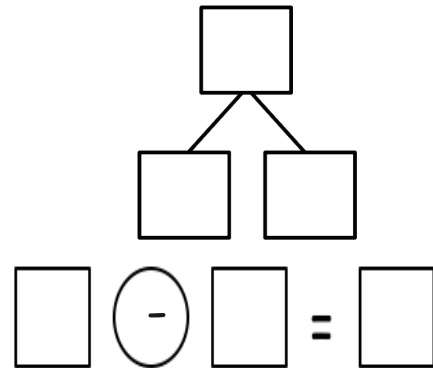
1. Missy gets 6 presents for her birthday. She unwraps some. Four are still wrapped. How many presents did she unwrap?

Missy unwrapped _____ presents.



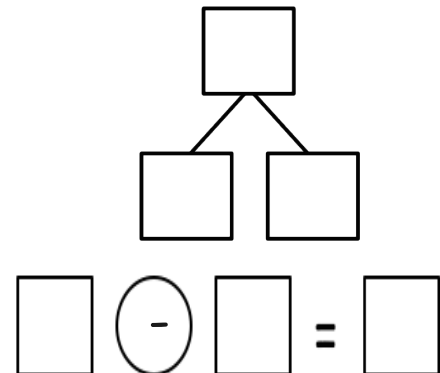
2. Ann has a box of 8 markers. Some fall on the floor. Six are still in the box. How many markers fell on the floor?

_____ markers fell on the floor.

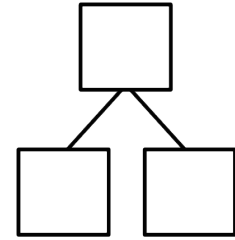


3. Nick makes 7 cupcakes for his friends. Some cupcakes were eaten. Now, there are 5 left. How many cupcakes were eaten?

_____ cupcakes were eaten.



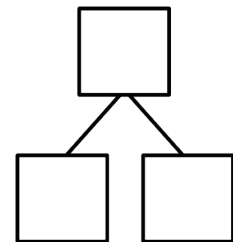
4. A dog has 8 bones. He hides some. He still has 5 bones. How many bones are hidden?



_____ bones are hidden.

$$\square - \square = \square$$

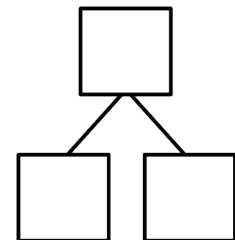
5. The cafeteria table can seat 10 students. Some of the seats are taken. Seven seats are empty. How many seats are taken?



_____ seats are taken.

$$\square - \square = \square$$

6. Ron has 10 sticks of gum. He gives one stick to each of his friends. Now, he has 3 sticks of gum left. How many friends did Ron share with?



Ron shared with _____ friends.

$$\square - \square = \square$$

Name _____

Date _____

Solve. Use simple math drawings to show how to solve with addition and subtraction.
Label the number bond.

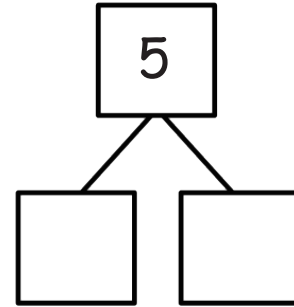
1.

There are 5 apples.

Four are Sam's.

The rest are Jim's.

How many apples does Jim have?



$$\square + \square = 5$$

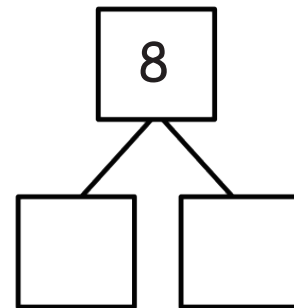
Jim has _____ apple.

$$5 - \square = \square$$

2.

There are 8 mushrooms. Five are black. The rest are white.

How many mushrooms are white?



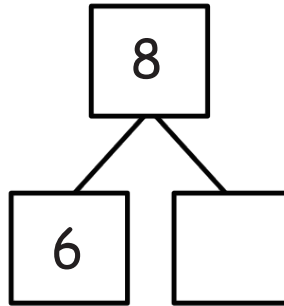
$$\square + \square = 8$$

_____ mushrooms are white.

$$8 - \square = \square$$

Use the number bond to complete the number sentences. Use simple math drawings to tell math stories.

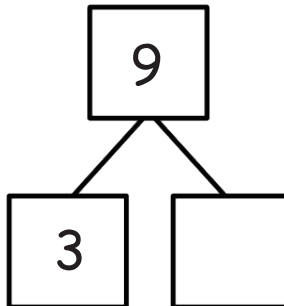
3.



$$\underline{\quad} + \underline{\quad} = 8$$

$$8 - \underline{\quad} = \underline{\quad}$$

4.



$$\underline{\quad} + \underline{\quad} = \underline{\quad}$$

$$\underline{\quad} - \underline{\quad} = \underline{\quad}$$

Name _____

Date _____

Match the math stories to the number sentences that tell the story. Make a math drawing to solve.

1. a.

There are 10 flowers in a vase.
6 are red.
The rest are yellow.
How many flowers are yellow?

$$\square + \square = 9$$

$$9 - \square = \square$$

b.

There are 9 apples in a basket.
6 are red.
The rest are green.
How many apples are green?

$$3 + \square = 10$$

$$10 - \square = \square$$

c.

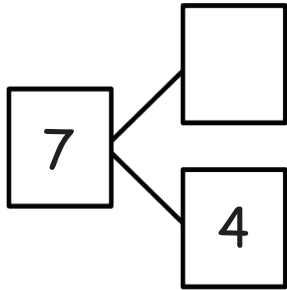
Kate has her fingernails painted.
3 have designs.
The rest are plain.
How many fingernails are plain?

$$6 + \square = 10$$

$$10 - 6 = \square$$

Use the number bond to tell an addition and subtraction math story with pictures.
Write an addition and subtraction number sentence.

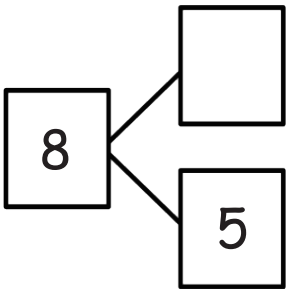
2.



$$\underline{\quad} + \underline{\quad} = \underline{\quad}$$

$$\underline{\quad} - \underline{\quad} = \underline{\quad}$$

3.



$$\underline{\quad} + \underline{\quad} = \underline{\quad}$$

$$\underline{\quad} - \underline{\quad} = \underline{\quad}$$

Name _____

Date _____

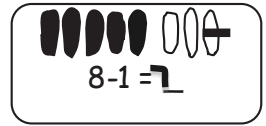
Cross off, when needed, to subtract.

1. 

$6 - 1 = \underline{\quad}$

2. 

$6 - 0 = \underline{\quad}$



If you want, make a 5-group drawing for each problem like the ones above.
Show the subtraction.

3.

$7 - 1 = \underline{\quad}$

4.

$7 - 0 = \underline{\quad}$

5.

$10 - 1 = \underline{\quad}$

6.

$10 - 0 = \underline{\quad}$

7.

$8 - 1 = \underline{\quad}$

8.

$8 - 0 = \underline{\quad}$

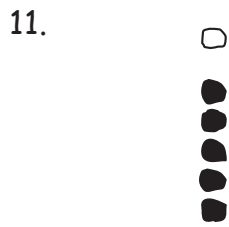
9.

$9 - 1 = \underline{\quad}$


10.

$9 - 0 = \underline{\quad}$

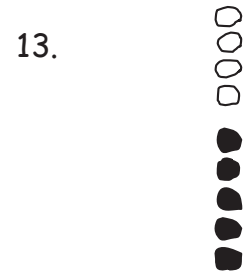
Cross off, when needed, to subtract.



$$6 - 1 = \underline{\quad}$$



$$8 - 1 = \underline{\quad}$$



$$9 - 0 = \underline{\quad}$$

Subtract.

14. $7 - 1 = \underline{\quad}$

15. $8 - 0 = \underline{\quad}$

16. $9 - 1 = \underline{\quad}$

17. Fill in the missing number. Visualize your 5-groups to help you.

a. $6 - 0 = \underline{\quad}$

b. $6 - 1 = \underline{\quad}$

c. $7 - \underline{\quad} = 7$

d. $7 - 1 = \underline{\quad}$

e. $8 - 0 = \underline{\quad}$

f. $8 - \underline{\quad} = 7$

g. $9 - \underline{\quad} = 9$

h. $9 - 1 = \underline{\quad}$

i. $10 - \underline{\quad} = 10$

j. $10 - \underline{\quad} = 9$

Name _____

Date _____

Show the subtraction. If you want, use a 5-group drawing for each problem.

1.

$9 - 1 = \underline{\quad}$

2.

$9 - 0 = \underline{\quad}$



3.

$6 - \underline{\quad} = 6$

4.

$6 = 7 - \underline{\quad}$

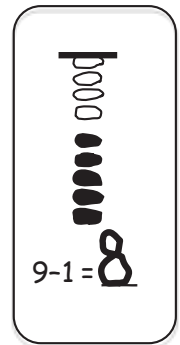
Show the subtraction. If you want, use a 5-group drawing like the model for each problem.

5.

$9 - \underline{\quad} = 9$

6.

$8 = 8 - \underline{\quad}$



7.

$10 - \underline{\quad} = 9$

8.

$7 - \underline{\quad} = 7$

Write the subtraction number sentence to match the 5-group drawing.




$$\underline{\quad} - \underline{\quad} = \underline{\quad}$$



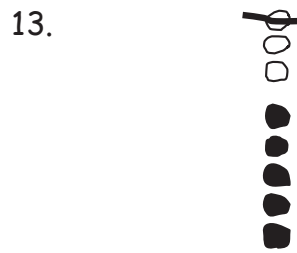
$$\underline{\quad} - \underline{\quad} = \underline{\quad}$$



$$\underline{\quad} - \underline{\quad} = \underline{\quad}$$



$$\underline{\quad} - \underline{\quad} = \underline{\quad}$$



$$\underline{\quad} - \underline{\quad} = \underline{\quad}$$

14. Fill in the missing number. Visualize your 5-groups to help you.

a. $7 - \underline{\quad} = 6$

b. $0 = 7 - \underline{\quad}$

c. $8 - \underline{\quad} = 7$

d. $6 - \underline{\quad} = 5$

e. $8 = 9 - \underline{\quad}$

f. $9 = 10 - \underline{\quad}$

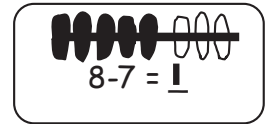
g. $10 - \underline{\quad} = 10$

h. $9 - \underline{\quad} = 8$

Name _____

Date _____

Cross off to subtract.



1. 

$6 - 6 = \underline{\quad}$

2. 

$6 - 5 = \underline{\quad}$

Subtract. Make a math drawing, like those above, for each.

3.

$7 - 7 = \underline{\quad}$

4.

$7 - 6 = \underline{\quad}$

5.

$10 - 10 = \underline{\quad}$

6.

$10 - 9 = \underline{\quad}$

7.

$8 - 8 = \underline{\quad}$

8.

$8 - 7 = \underline{\quad}$

9.

$9 - 9 = \underline{\quad}$

10.

$9 - 8 = \underline{\quad}$

Cross off, when needed, to subtract.

11.



$$6 - 6 = \underline{\quad}$$

12.



$$8 - 8 = \underline{\quad}$$

13.



$$9 - 8 = \underline{\quad}$$

Subtract. Make a math drawing, like those above, for each.

14.

$$7 - 7 = \underline{\quad}$$

15.

$$8 - 7 = \underline{\quad}$$

16.

$$9 - 9 = \underline{\quad}$$

17. Fill in the missing number. Visualize your 5-groups to help you.

a. $6 - 6 = \underline{\quad}$

b. $6 - 5 = \underline{\quad}$

c. $7 - \underline{\quad} = 0$

d. $7 - 6 = \underline{\quad}$

e. $8 - 8 = \underline{\quad}$

f. $8 - \underline{\quad} = 1$

g. $9 - \underline{\quad} = 0$

h. $9 - 8 = \underline{\quad}$

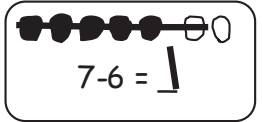
i. $10 - \underline{\quad} = 10$

j. $10 - \underline{\quad} = 1$

Name _____

Date _____

Cross off to subtract.



1. $10 - 10 = \underline{\quad}$

2. $9 - 8 = \underline{\quad}$

$10 - 10 = \underline{\quad}$

$9 - 8 = \underline{\quad}$

Make a 5-group drawing like those above. Show the subtraction.

3. $1 = \underline{\quad} - 7$

4. $8 - \underline{\quad} = 0$

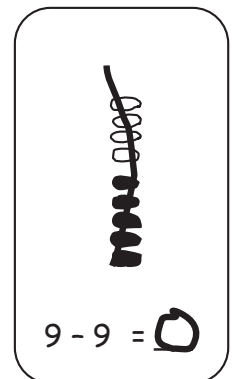
5. $0 = \underline{\quad} - 7$

6. $6 - \underline{\quad} = 1$

Make a 5-group drawing like the model for each problem. Show the subtraction.

7. $9 - \underline{\quad} = 1$

8. $0 = 8 - \underline{\quad}$



Write the subtraction number sentence to match the 5-group drawing.



$$\underline{\quad} - \underline{\quad} = \underline{\quad}$$

$$\underline{\quad} - \underline{\quad} = \underline{\quad}$$

$$\underline{\quad} - \underline{\quad} = \underline{\quad}$$

12.



13.



$$\underline{\quad} - \underline{\quad} = \underline{\quad}$$

$$\underline{\quad} - \underline{\quad} = \underline{\quad}$$

14. Fill in the missing number. Visualize your 5-groups to help you.

a. $7 - \underline{\quad} = 0$

b. $1 = 7 - \underline{\quad}$

c. $8 - \underline{\quad} = 1$

d. $6 - \underline{\quad} = 0$

e. $0 = 9 - \underline{\quad}$

f. $1 = 10 - \underline{\quad}$

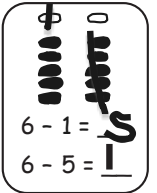
g. $10 - \underline{\quad} = 0$

h. $9 - \underline{\quad} = 1$


Name _____

Date _____

Solve the sets of number sentences. Look for easy groups to cross off.



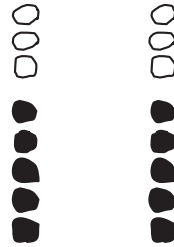
1.



$6 - 5 = \underline{\quad}$

$6 - 1 = \underline{\quad}$

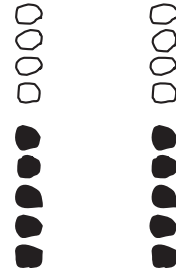
2.



$8 - 3 = \underline{\quad}$

$8 - 5 = \underline{\quad}$

3.

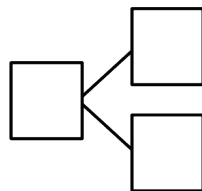


$9 - 4 = \underline{\quad}$

$9 - 5 = \underline{\quad}$

Subtract. Make a math drawing for each problem like the ones above. Write a number bond.

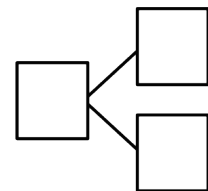
4.



$7 - 5 = \underline{\quad}$

$7 - 2 = \underline{\quad}$

5.



$10 - 5 = \underline{\quad}$

6. Solve. Visualize your 5-groups to help you.

a. $7 - 5 = \underline{\quad}$

b. $7 - \underline{\quad} = 5$

c. $8 - 3 = \underline{\quad}$

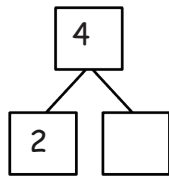
d. $9 - \underline{\quad} = 4$

e. $9 - \underline{\quad} = 5$

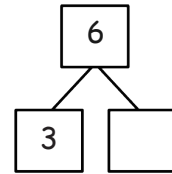
f. $8 - \underline{\quad} = 3$

Complete the number bond and number sentence for each problem.

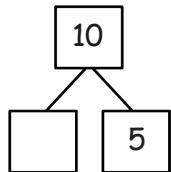
7. $4 - 2 = \underline{\quad}$



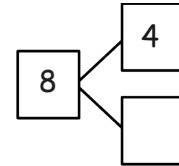
8. $6 - 3 = \underline{\quad}$



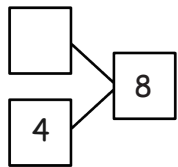
9. $10 - 5 = \underline{\quad}$



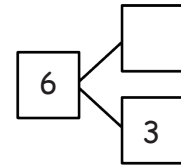
10. $8 - 4 = \underline{\quad}$



11. $8 - 4 = \underline{\quad}$

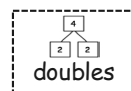


12. $6 - 3 = \underline{\quad}$

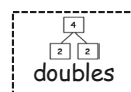


13. Complete the number sentences below. Circle the strategy that can help.

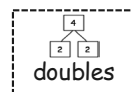
a. $7 - 5 = \underline{\quad}$



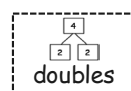
b. $7 - 2 = \underline{\quad}$



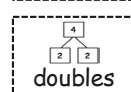
c. $8 - 4 = \underline{\quad}$



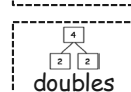
d. $8 - 3 = \underline{\quad}$



e. $8 - 5 = \underline{\quad}$



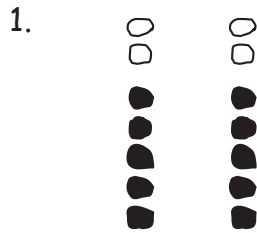
f. $10 - 5 = \underline{\quad}$



Name _____


Date _____

Solve the sets of number sentences. Look for easy groups to cross off.



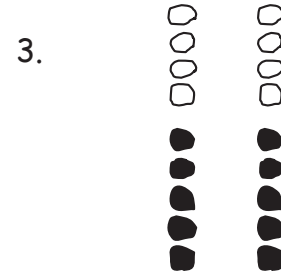
$7 - 5 = \underline{\quad}$

$7 - 2 = \underline{\quad}$



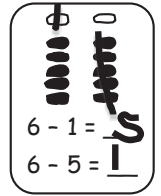
$6 - 5 = \underline{\quad}$

$6 - 1 = \underline{\quad}$

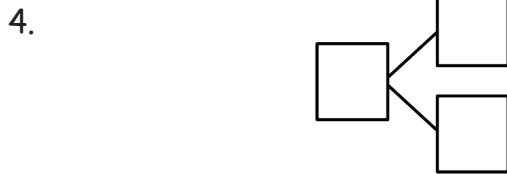


$9 - \underline{\quad} = 4$

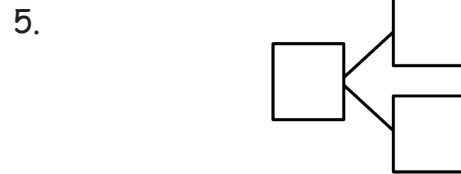
$9 - \underline{\quad} = 5$



Subtract. Make a math drawing for each problem like the ones above. Write a number bond.



$10 - 5 = \underline{\quad}$



$8 - 5 = \underline{\quad}$

$8 - \underline{\quad} = 5$

6. Solve. Visualize 5-groups to help you.

a. $9 - \underline{\quad} = 4$

b. $\underline{\quad} - 5 = 5$

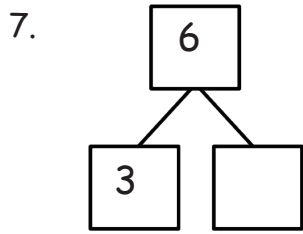
c. $8 - \underline{\quad} = 5$

d. $\underline{\quad} - 5 = 2$

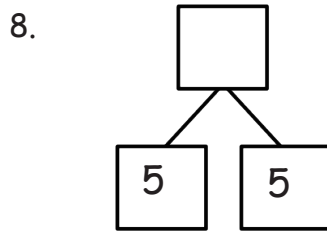
e. $\underline{\quad} - 5 = 3$

f. $\underline{\quad} - 4 = 5$

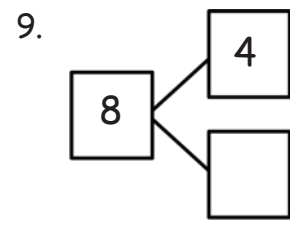
Complete the number sentence and number bond for each problem.



$$6 - 3 = \underline{\quad}$$



$$\underline{\quad} - 5 = 5$$



$$8 - \underline{\quad} = 4$$

10. Match the number sentence to the strategy that helps you solve.

a. $7 - \underline{\quad} = 2$



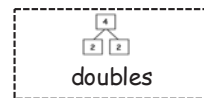
b. $8 - \underline{\quad} = 3$



c. $10 - \underline{\quad} = 5$



d. $\underline{\quad} - 3 = 3$



e. $8 - \underline{\quad} = 4$



f. $9 - \underline{\quad} = 5$

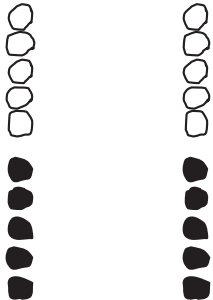


Name _____

Date _____

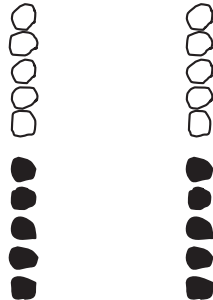
Solve the sets. Cross off on the 5-groups.

Use the first number sentence to help you solve the next.

1. 

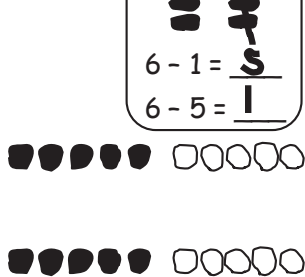
$10 - 9 = \underline{\quad}$

$10 - 1 = \underline{\quad}$

2. 

$10 - 6 = \underline{\quad}$


$10 - 4 = \underline{\quad}$

3. 

$10 - 3 = \underline{\quad}$


$10 - 7 = \underline{\quad}$

Make a math drawing and solve.


4. 

$10 - 4 = \underline{\quad}$

$10 - 6 = \underline{\quad}$

5. 

$10 - 5 = \underline{\quad}$

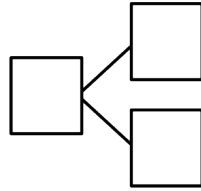
6. 

$10 - 8 = \underline{\quad}$

$10 - 2 = \underline{\quad}$

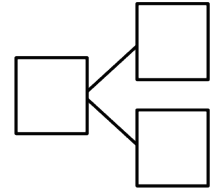
Subtract. Then, write the related subtraction sentence.
 Make a math drawing if needed, and complete a number bond for each.

7.



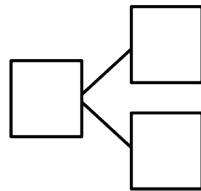
$10 - 8 = \underline{\quad}$

8.



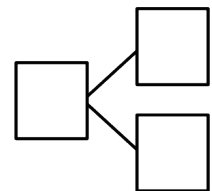
$10 - 9 = \underline{\quad}$

9.



$10 - 3 = \underline{\quad}$

10.



$10 - 6 = \underline{\quad}$

11. Fill in the missing part. Write the 2 matching subtraction sentences.

a. _____

b. _____

c. _____

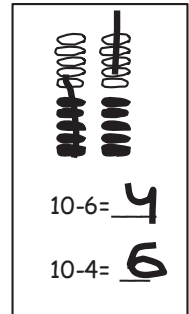
d. _____

e. _____

Name _____

Date _____

Make a math drawing, and solve. Use the first number sentence to help you write a related number sentence that matches your picture.



1.

2.

3.

$10 - 2 = \underline{\quad}$

$10 - 1 = \underline{\quad}$

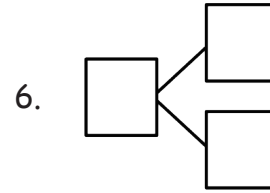
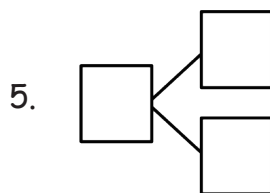
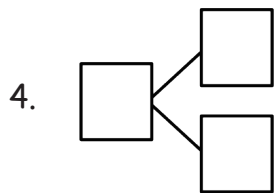
$10 - 7 = \underline{\quad}$

$\underline{\quad} - \underline{\quad} = \underline{\quad}$

$\underline{\quad} - \underline{\quad} = \underline{\quad}$

$\underline{\quad} - \underline{\quad} = \underline{\quad}$

Subtract. Then, write the related subtraction sentence. Make a math drawing if needed, and complete a number bond for each.



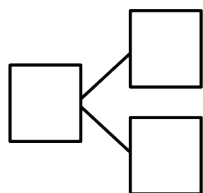
$10 - 2 = \underline{\quad}$

$10 - \underline{\quad} = 9$

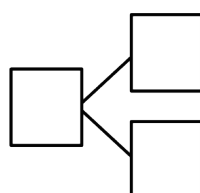
$10 - \underline{\quad} = 6$

7.

8.



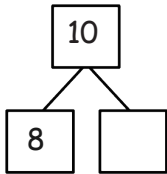
$10 - \underline{\quad} = 1$



$\underline{\quad} = 10 - 5$

9. Complete the number bond. Match the number bond to the related subtraction sentence. Write the other related subtraction number sentence.

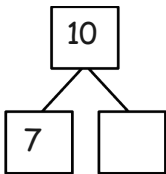
a.



$10 - 5 = \underline{\quad}$

$\underline{\quad} - \underline{\quad} = \underline{\quad}$

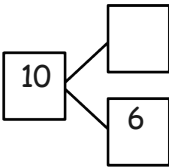
b.



$10 - 1 = \underline{\quad}$

$\underline{\quad} - \underline{\quad} = \underline{\quad}$

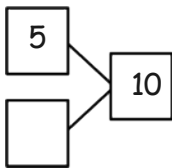
c.



$10 - 2 = \underline{\quad}$

$\underline{\quad} - \underline{\quad} = \underline{\quad}$

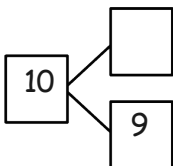
d.



$10 - 4 = \underline{\quad}$

$\underline{\quad} - \underline{\quad} = \underline{\quad}$

e.



$10 - 3 = \underline{\quad}$

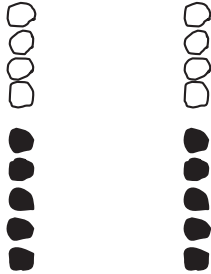
$\underline{\quad} - \underline{\quad} = \underline{\quad}$

Name _____

Date _____

Solve the sets. Cross off on the 5-groups. Write the related subtraction sentence that would have the same number bond.

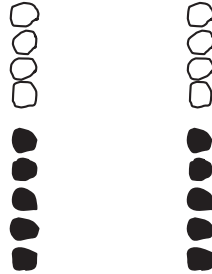
1.



$$9 - 8 = \underline{\quad}$$

$$9 - 1 = \underline{\quad}$$

2.



$$9 - 7 = \underline{\quad}$$

3.



$$9 - 9 = \underline{\quad}$$

Make a 5-group drawing. Solve, and write a related subtraction sentence that would have the same number bond. Cross off to show.

4.

$$9 - 6 = \underline{\quad}$$

5.

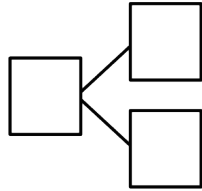
$$9 - 4 = \underline{\quad}$$

6.

$$9 - 3 = \underline{\quad}$$

Subtract. Then, write the related subtraction sentence.
 Make a math drawing if needed, and complete a number bond.

7.



$9 - 5 = \underline{\quad}$

8.

$9 - 8 = \underline{\quad}$

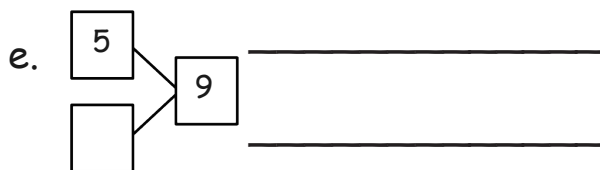
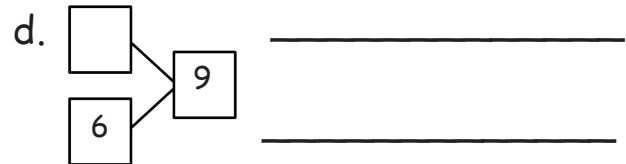
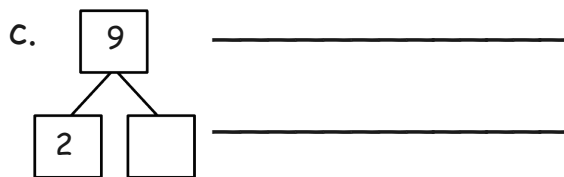
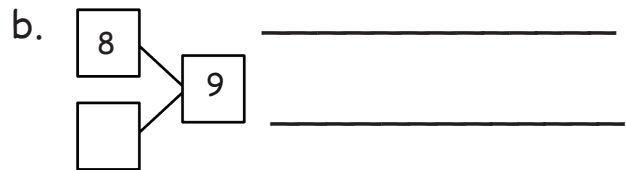
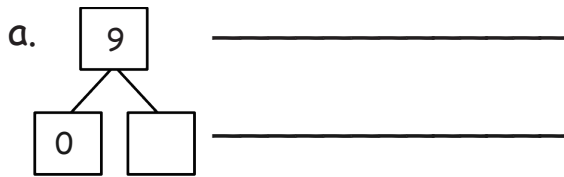
9.

$9 - 7 = \underline{\quad}$

10.

$9 - 3 = \underline{\quad}$

11. Fill in the missing part. Write the 2 matching subtraction sentences.



Name _____

Date _____

Make 5-group drawings and solve. Use the first number sentence to help you write a related number sentence that matches your picture.

$9 - 6 = \underline{\quad}$	$9 - 3 = \underline{\quad}$

1.

2.

3.

$9 - 2 = \underline{\quad}$

$9 - 8 = \underline{\quad}$

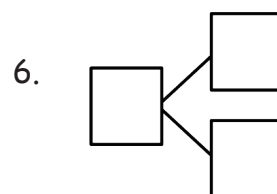
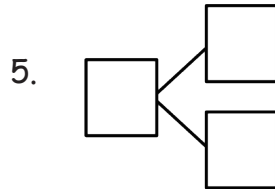
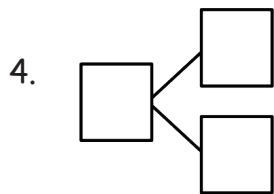
$9 - 4 = \underline{\quad}$

$\underline{\quad} - \underline{\quad} = \underline{\quad}$

$\underline{\quad} - \underline{\quad} = \underline{\quad}$

$\underline{\quad} - \underline{\quad} = \underline{\quad}$

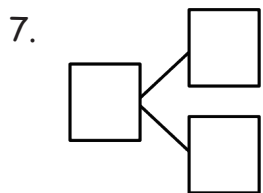
Subtract. Then, write the related subtraction sentence. Make a math drawing if needed, and complete a number bond for each.



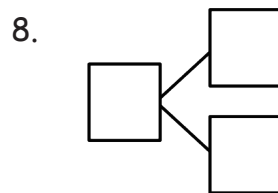
$9 - 7 = \underline{\quad}$

$9 - \underline{\quad} = 9$

$9 - \underline{\quad} = 6$



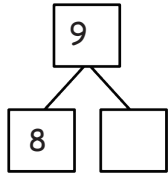
$9 - \underline{\quad} = 1$



$\underline{\quad} = 9 - 5$

9. Use 5-group drawings to help you complete the number bond. Match the number bond to the related subtraction sentence. Write the other related subtraction number sentence.

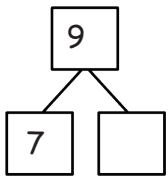
a.



$9 - 5 = \underline{\quad}$

$\underline{\quad} - \underline{\quad} = \underline{\quad}$

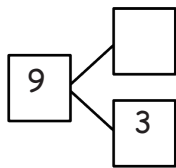
b.



$9 - 1 = \underline{\quad}$

$\underline{\quad} - \underline{\quad} = \underline{\quad}$

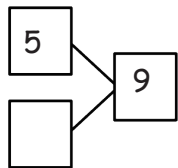
c.



$9 - 2 = \underline{\quad}$

$\underline{\quad} - \underline{\quad} = \underline{\quad}$

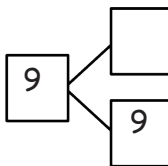
d.



$9 - 6 = \underline{\quad}$

$\underline{\quad} - \underline{\quad} = \underline{\quad}$

e.



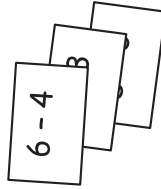
$9 - \underline{\quad} = 0$

$\underline{\quad} - \underline{\quad} = \underline{\quad}$

Name _____

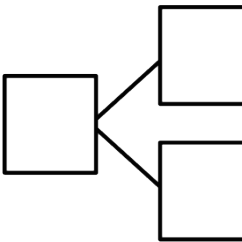
Date _____

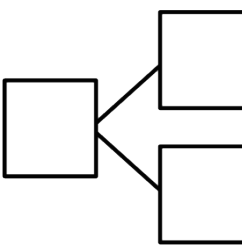
1 + 0	1 + 1	1 + 2	1 + 3	1 + 4	1 + 5	1 + 6	1 + 7	1 + 8	1 + 9
2 + 0	2 + 1	2 + 2	2 + 3	2 + 4	2 + 5	2 + 6	2 + 7	2 + 8	
3 + 0	3 + 1	3 + 2	3 + 3	3 + 4	3 + 5	3 + 6	3 + 7		
4 + 0	4 + 1	4 + 2	4 + 3	4 + 4	4 + 5	4 + 6			
5 + 0	5 + 1	5 + 2	5 + 3	5 + 4	5 + 5				
6 + 0	6 + 1	6 + 2	6 + 3	6 + 4					
7 + 0	7 + 1	7 + 2	7 + 3						
8 + 0	8 + 1	8 + 2							
9 + 0	9 + 1								
10 + 0									

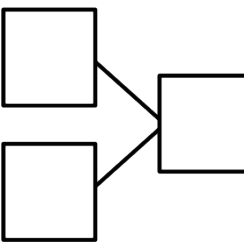


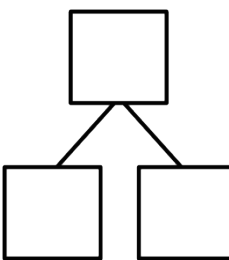
Pick a subtraction card.
 Find the related addition fact on the chart and shade it in.
 Write the subtraction sentence and a number bond to match.
 Continue for at least 6 turns.

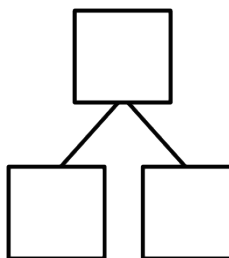
On your addition chart, shade a square orange. Write the related subtraction fact in a space below with its number bond. Color all the totals orange.

1. $\underline{\quad} - \underline{\quad} = \underline{\quad}$ 

2. $\underline{\quad} - \underline{\quad} = \underline{\quad}$ 

3. $\underline{\quad} - \underline{\quad} = \underline{\quad}$ 

4. $\underline{\quad} = \underline{\quad} - \underline{\quad}$ 

5. $\underline{\quad} = \underline{\quad} - \underline{\quad}$ 

Name _____

Date _____

Find and solve the 7 unshaded addition problems that are doubles and 5-groups.

Make subtraction flashcards for the related subtraction facts. (Remember, doubles will only make 1 related subtraction fact instead of 2 related facts.)

Make a number bond card and use your cards to play Memory.

1 + 0	1 + 1	1 + 2	1 + 3	1 + 4	1 + 5	1 + 6	1 + 7	1 + 8	1 + 9
2 + 0	2 + 1	2 + 2	2 + 3	2 + 4	2 + 5	2 + 6	2 + 7	2 + 8	
3 + 0	3 + 1	3 + 2	3 + 3	3 + 4	3 + 5	3 + 6	3 + 7		
4 + 0	4 + 1	4 + 2	4 + 3	4 + 4	4 + 5	4 + 6			
5 + 0	5 + 1	5 + 2	5 + 3	5 + 4	5 + 5				
6 + 0	6 + 1	6 + 2	6 + 3	6 + 4					
7 + 0	7 + 1	7 + 2	7 + 3						
8 + 0	8 + 1	8 + 2							
9 + 0	9 + 1								
10 + 0									

$1+0$	$1+1$	$1+2$	$1+3$	$1+4$	$1+5$	$1+6$	$1+7$	$1+8$	$1+9$
$2+0$	$2+1$	$2+2$	$2+3$	$2+4$	$2+5$	$2+6$	$2+7$	$2+8$	
$3+0$	$3+1$	$3+2$	$3+3$	$3+4$	$3+5$	$3+6$	$3+7$		
$4+0$	$4+1$	$4+2$	$4+3$	$4+4$	$4+5$	$4+6$			
$5+0$	$5+1$	$5+2$	$5+3$	$5+4$	$5+5$				
$6+0$	$6+1$	$6+2$	$6+3$	$6+4$					
$7+0$	$7+1$	$7+2$	$7+3$						
$8+0$	$8+1$	$8+2$							
$9+0$	$9+1$								
$10+0$									

addition chart; from Lesson 21

Name _____

Date _____

Study the addition chart to solve and write related problems.

1 + 0	1 + 1	1 + 2	1 + 3	1 + 4	1 + 5	1 + 6	1 + 7	1 + 8	1 + 9
2 + 0	2 + 1	2 + 2	2 + 3	2 + 4	2 + 5	2 + 6	2 + 7	2 + 8	
3 + 0	3 + 1	3 + 2	3 + 3	3 + 4	3 + 5	3 + 6	3 + 7		
4 + 0	4 + 1	4 + 2	4 + 3	4 + 4	4 + 5	4 + 6			
5 + 0	5 + 1	5 + 2	5 + 3	5 + 4	5 + 5				
6 + 0	6 + 1	6 + 2	6 + 3	6 + 4					
7 + 0	7 + 1	7 + 2	7 + 3						
8 + 0	8 + 1	8 + 2							
9 + 0	9 + 1								
10 + 0									

Pick a subtraction card.

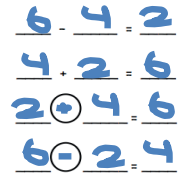
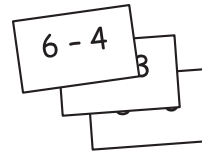
Find the related addition fact on the chart and shade it in.

Write the subtraction sentence and the shaded addition sentence.

Write the other two related facts.

Continue for at least 4 turns.

Choose an expression card, and write 4 problems that use the same parts and totals. Shade the totals orange.



1. _____ - _____ = _____

_____ + _____ = _____

○ _____ = _____

○ _____ = _____

2. _____ - _____ = _____

_____ + _____ = _____

○ _____ = _____

○ _____ = _____

3. _____ - _____ = _____

_____ + _____ = _____

○ _____ = _____

○ _____ = _____

4. _____ - _____ = _____

_____ + _____ = _____

○ _____ = _____

○ _____ = _____

Name _____

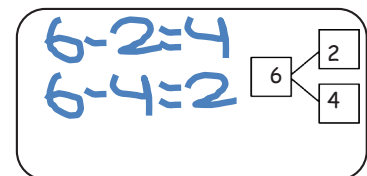
Date _____

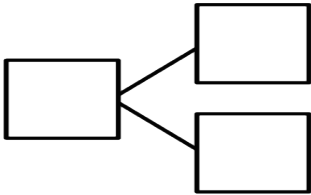
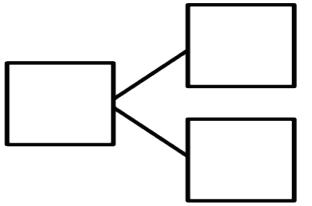
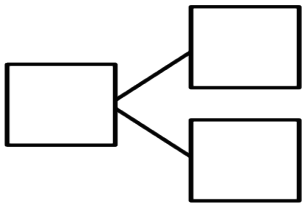
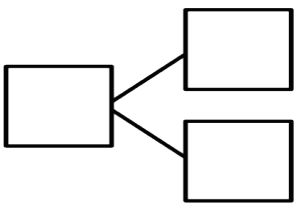
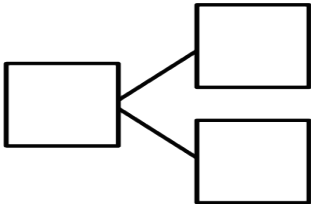
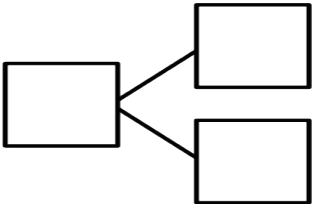
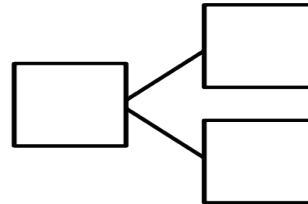
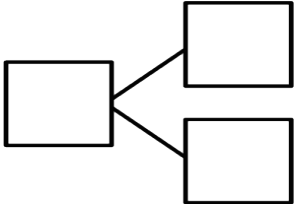
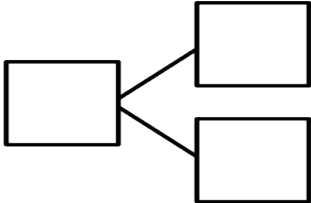
Solve the unshaded addition problems below.

1 + 0	1 + 1	1 + 2	1 + 3	1 + 4	1 + 5	1 + 6	1 + 7	1 + 8	1 + 9
2 + 0	2 + 1	2 + 2	2 + 3	2 + 4	2 + 5	2 + 6	2 + 7	2 + 8	
3 + 0	3 + 1	3 + 2	3 + 3	3 + 4	3 + 5	3 + 6	3 + 7		
4 + 0	4 + 1	4 + 2	4 + 3	4 + 4	4 + 5	4 + 6			
5 + 0	5 + 1	5 + 2	5 + 3	5 + 4	5 + 5				
6 + 0	6 + 1	6 + 2	6 + 3	6 + 4					
7 + 0	7 + 1	7 + 2	7 + 3						
8 + 0	8 + 1	8 + 2							
9 + 0	9 + 1								
10 + 0									

4 + 2

Pick an addition fact from the chart. Use the grid to write the two subtraction facts that would have the same number bond. Repeat in order to make a set of subtraction flash cards. To help you practice your addition and subtraction facts even more, make your own number bond flash cards with the templates on the last page.




$1+0$	$1+1$	$1+2$	$1+3$	$1+4$	$1+5$	$1+6$	$1+7$	$1+8$	$1+9$
$2+0$	$2+1$	$2+2$	$2+3$	$2+4$	$2+5$	$2+6$	$2+7$	$2+8$	
$3+0$	$3+1$	$3+2$	$3+3$	$3+4$	$3+5$	$3+6$	$3+7$		
$4+0$	$4+1$	$4+2$	$4+3$	$4+4$	$4+5$	$4+6$			
$5+0$	$5+1$	$5+2$	$5+3$	$5+4$	$5+5$				
$6+0$	$6+1$	$6+2$	$6+3$	$6+4$					
$7+0$	$7+1$	$7+2$	$7+3$						
$8+0$	$8+1$	$8+2$							
$9+0$	$9+1$								
$10+0$									

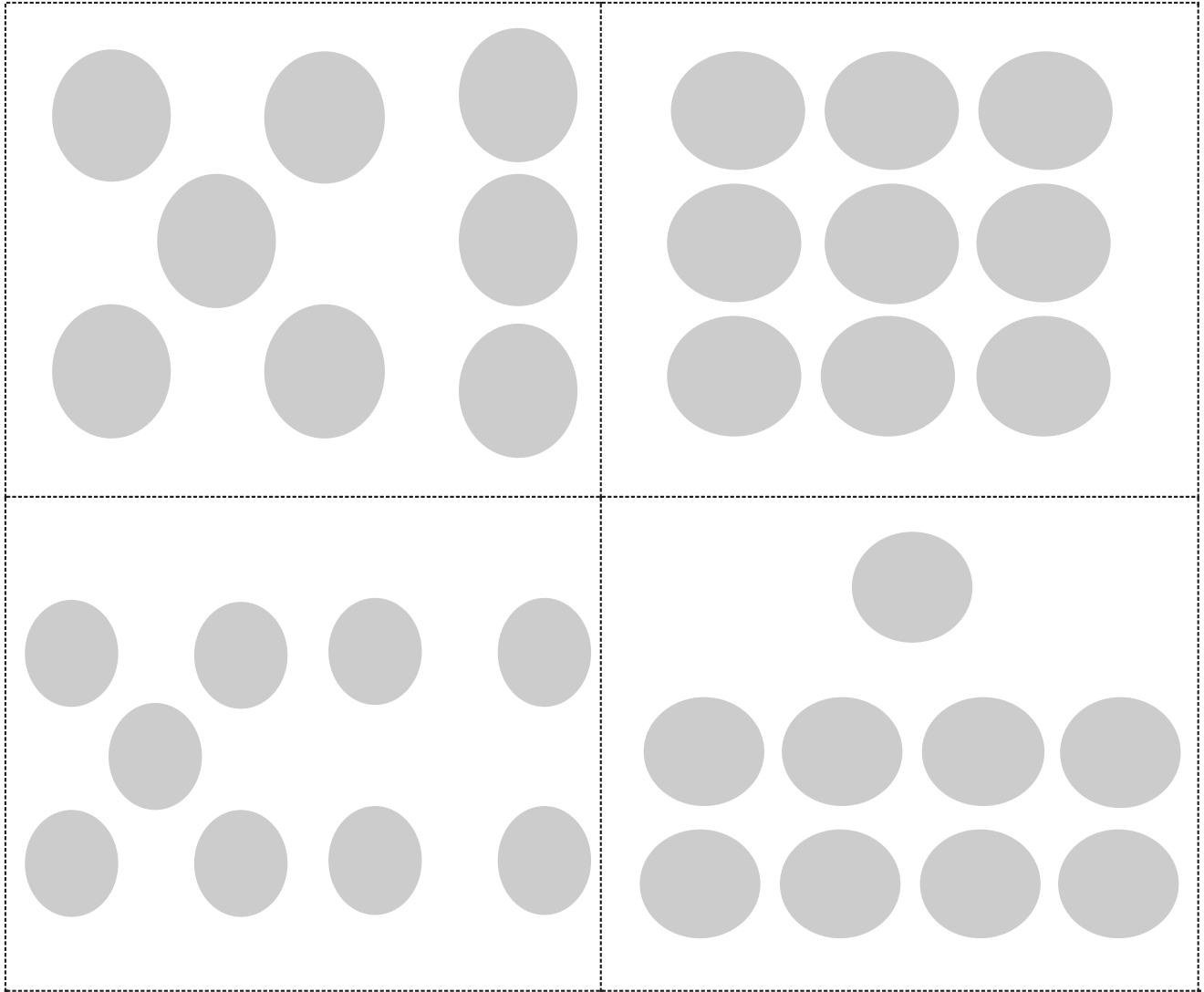
addition chart; from Lesson 21

Cut Out Packet




dot cards of 6–9

dot cards of 6–9



dot cards of 6–9




1 more game cards

2 is 1 more than 1.	3 is 1 more than 2.	4 is 1 more than 3.
1 more than 4 is 5.	1 more than 5 is 6.	1 more than 6 is 7.
8 is 1 more than 7.	1 more than 8 is 9.	1 more than 9 is 10.

1 more game cards

0	1	2	3
4	5	<u>6</u>	7
8	<u>9</u>	10	10
	10	5	5

5-group cards



5-group cards, dot side

$$3 + 2 = 5$$

$$7 + 1 = 8$$

$$6 + 1 = 7$$

$$4 + 2 = 6$$

$$6 = 5 + 1$$

$$10 = 7 + 3$$

$$8 = 6 + 2$$

$$7 = 5 + 2$$

number sentence cards

$4 + 1 = 2 + 2$	$2 + 5 = 8 + 2$
$3 + 2 = 4 + 1$	$9 + 1 = 4 + 6$
$6 + 2 = 3 + 3$	$3 + 4 = 6 + 3$
$1 + 7 = 4 + 4$	$5 + 4 = 3 + 7$
$2 + 5 = 4 + 3$	$5 + 5 = 6 + 3$
$5 + 1 = 4 + 2$	$8 + 2 = 3 + 7$

true and false number sentence cards

$7 + 3$	$0 + 7$
$0 + 2$	$8 + 2$
$9 + 0$	$0 + 3$
$9 + 1$	$1 + 8$

$6 + 3$	$4 + 6$
$7 + 2$	$1 + 7$
$6 + 2$	$4 + 5$
$6 + 1$	$0 + 6$
$4 + 3$	$4 + 4$

expression cards

$5 + 2$	$5 + 5$
$5 + 1$	$3 + 5$
$4 + 2$	$4 + 4$
$0 + 8$	$4 + 1$












expression cards

$2 + 3$	$3 + 3$
$4 + 0$	$5 + 0$
$3 + 1$	$3 + 4$
$5 + 4$	$2 + 2$

expression cards

1	0	2	0
0	1	2	3
4	5	<u>6</u>	7
8	<u>9</u>		

hide zero cards, numeral side (Copy double-sided with next page.)

hide zero cards, 5-group side (Copy double-sided with previous page.)

$6 - 4$

$9 - 1$

$5 - 2$

$10 - 4$

$9 - 7$

$4 - 3$

$8 - 3$

$7 - 1$

$3 - 2$

$9 - 8$

subtraction expression cards

$4 - 1$

$8 - 7$

$10 - 2$

$7 - 3$

$9 - 5$

$5 - 0$

$10 - 7$

$7 - 2$

$9 - 3$

$5 - 4$

subtraction expression cards

$6 - 5$

$8 - 0$

$3 - 1$

$6 - 2$

$10 - 10$

$9 - 2$

$8 - 6$

$4 - 4$

$1 - 1$

$4 - 2$

subtraction expression cards

$7 - 0$

$7 - 6$

$7 - 4$

$9 - 9$

$4 - 0$

$5 - 1$

$2 - 1$

$5 - 3$

$0 - 0$

$10 - 0$

subtraction expression cards

$8 - 1$

$3 - 3$

$6 - 3$

$10 - 1$

$8 - 2$

$10 - 8$

$6 - 1$

$7 - 7$

$1 - 0$

$5 - 5$

subtraction expression cards

$6 - 0$

$10 - 9$

$8 - 4$

$10 - 3$

$6 - 6$

$10 - 6$

$9 - 6$

$10 - 5$

$3 - 0$

$2 - 2$

subtraction expression cards

$2 - 0$

$7 - 5$

$8 - 5$

$8 - 8$

$9 - 0$

$9 - 4$

subtraction expression cards