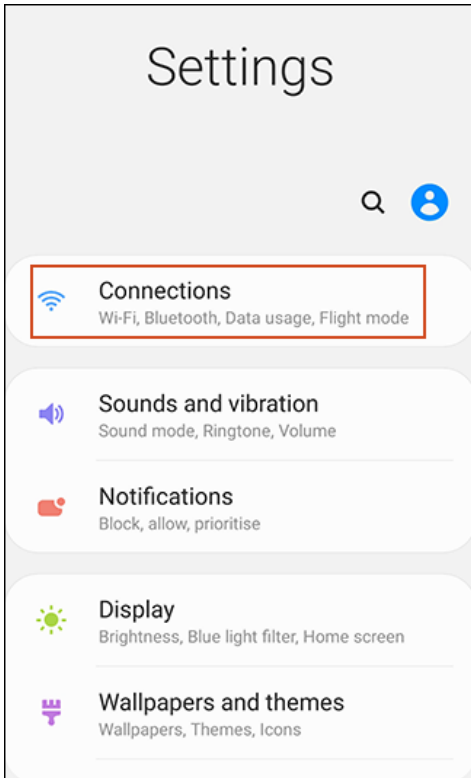


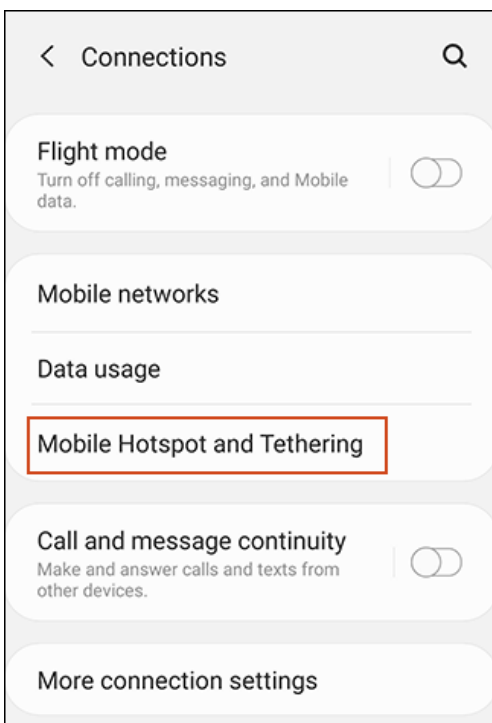
How to Activate a Mobile Wi-Fi Hotspot on Android

Courtesy of How-To-Geek

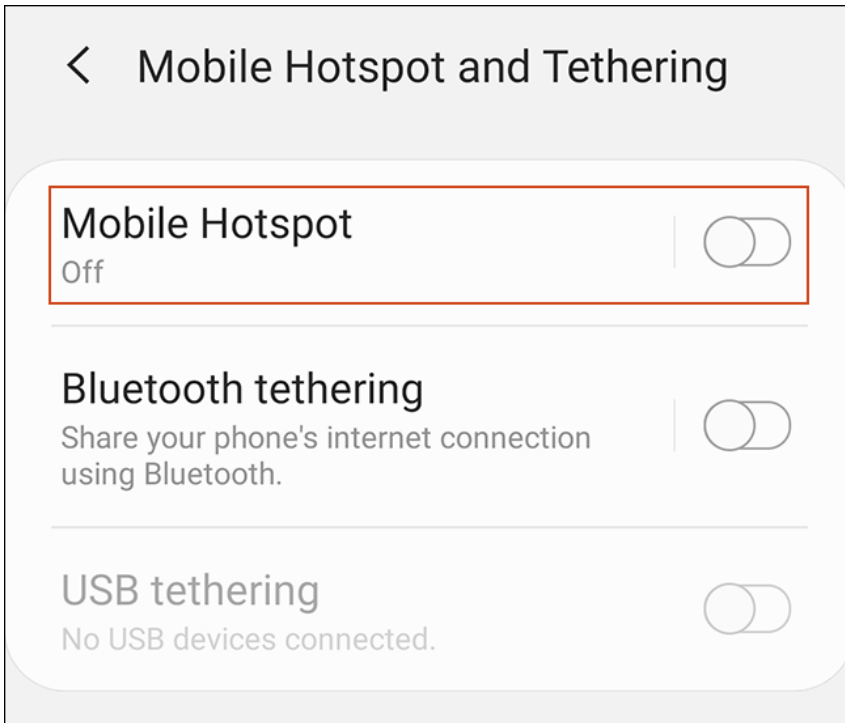
On a Samsung device, tap “Connections”; otherwise tap “Network & Internet.”



Tap “Mobile Hotspot and Tethering” on a Samsung device, or “Hotspot & Tethering” on other Android devices.

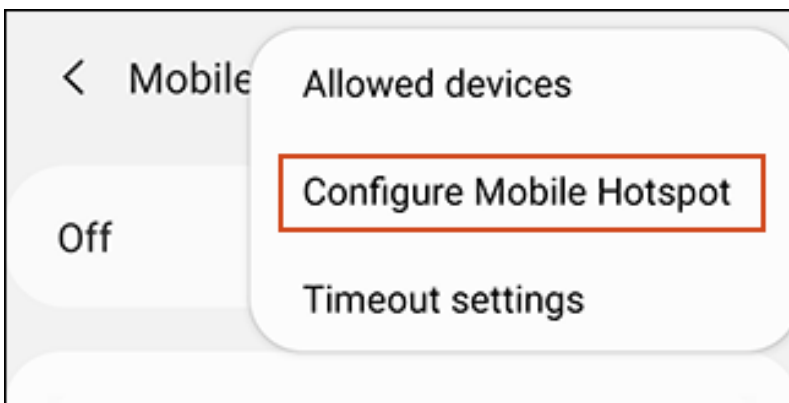


On a Samsung, tap “Mobile Hotspot” to configure it—don’t tap the toggle unless you’ve already configured your hotspot. On other Android devices, tap “Set Up Wi-Fi Hotspot” under “Portable Wi-Fi Hotspot.”



On most Android devices, you configure your Wi-Fi hotspot in this menu. Choose a suitable network name, a password, a Wi-Fi security option, and then tap “Save.”

If you use a Samsung device, tap the hamburger menu at the top left, and then tap “Configure Mobile Hotspot” to access these settings.



You can then customize your network name, password, and Wi-Fi settings in more detail. When you're finished, tap "Save."

Mobile Hotspot

Configure Mobile Hotspot

Network name
AndroidAP1

Hide my device

Security
WPA2 PSK ▼

Password
Password149

Enter password of at least 8 characters.

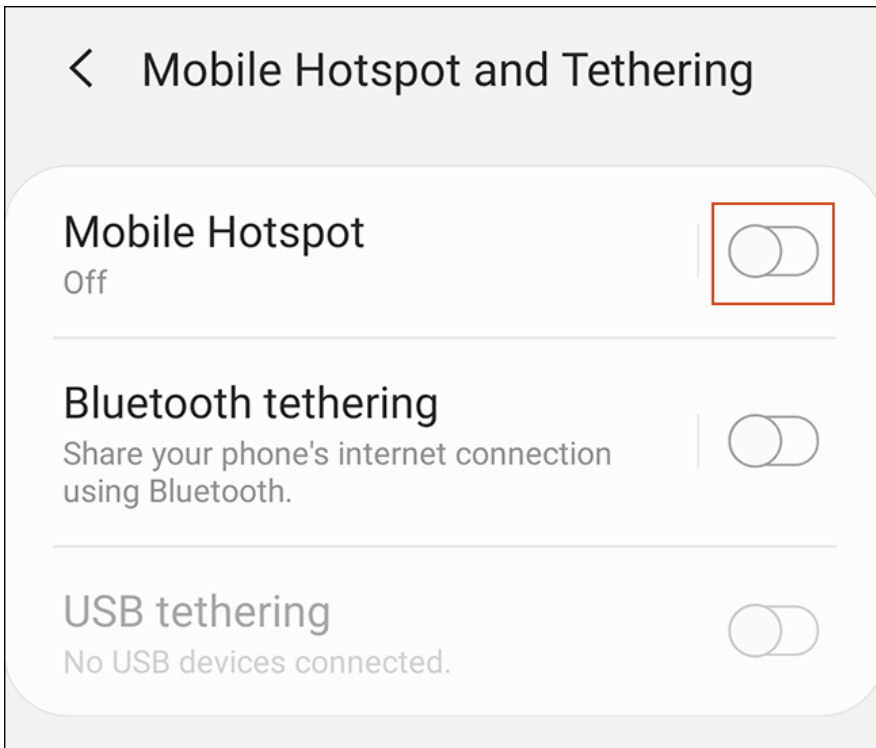
Power saving mode
Reduce battery usage by analysing Mobile Hotspot traffic.

Show advanced options

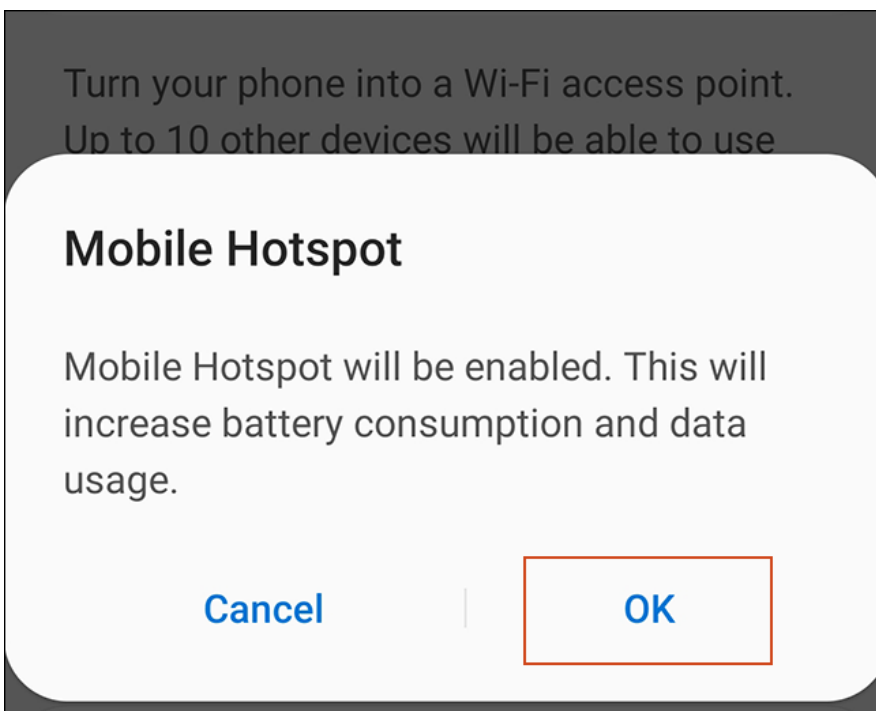
Cancel | Save

Enable Android's Mobile Wi-Fi Hotspot

After you configure your Wi-Fi hotspot, toggle-On the “Portable Wi-Fi Hotspot” (most Android devices) or “Mobile Hotspot” (Samsung).

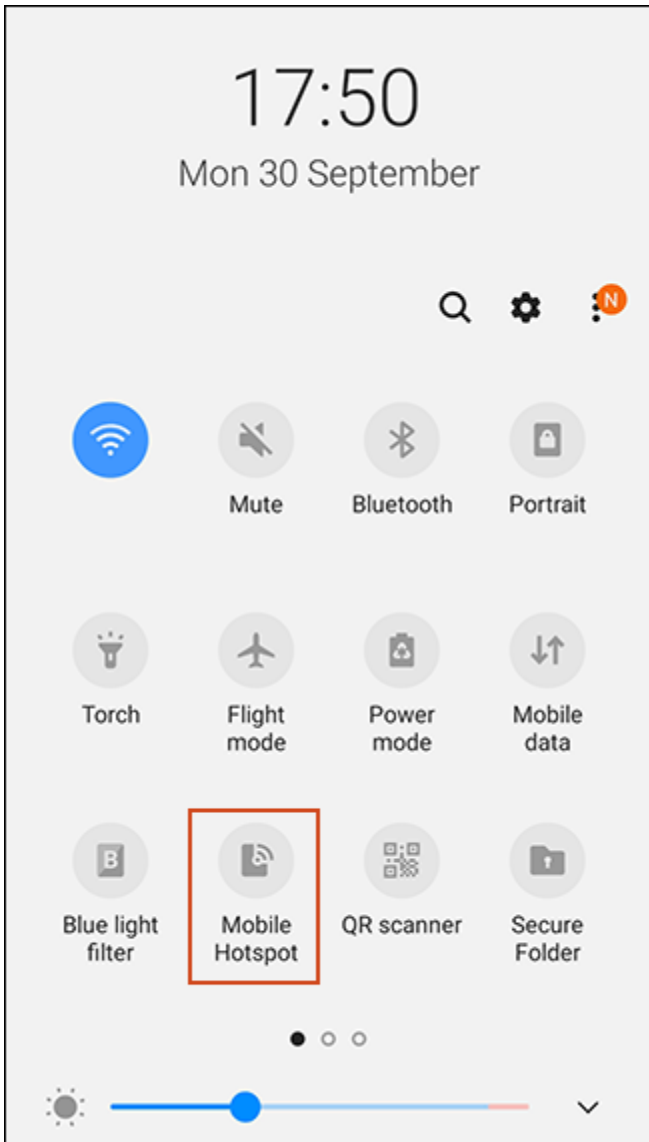


Android might warn you about increased data and battery usage; tap “OK” to confirm. Your Wi-Fi hotspot is now active and ready to connect.



Once your mobile hotspot is active, it should appear the same as any other Wi-Fi network on your other devices. Use the password you selected during setup to connect.

You can also quickly enable or disable the feature from quick actions in the notifications shade. Swipe down on your display to view your notifications shade and reveal your quick actions. Tap “Hotspot” or “Mobile Hotspot” (depending on your device) and enable or disable it.



If you plan to connect multiple devices to your Android Wi-Fi hotspot, you do need to keep your data usage in mind. On Android, you can monitor and restrict your data usage if you have a limited allowance.