

Early Warning Systems and Interventions

Presented by Ellis M. Ott, Ph.D.

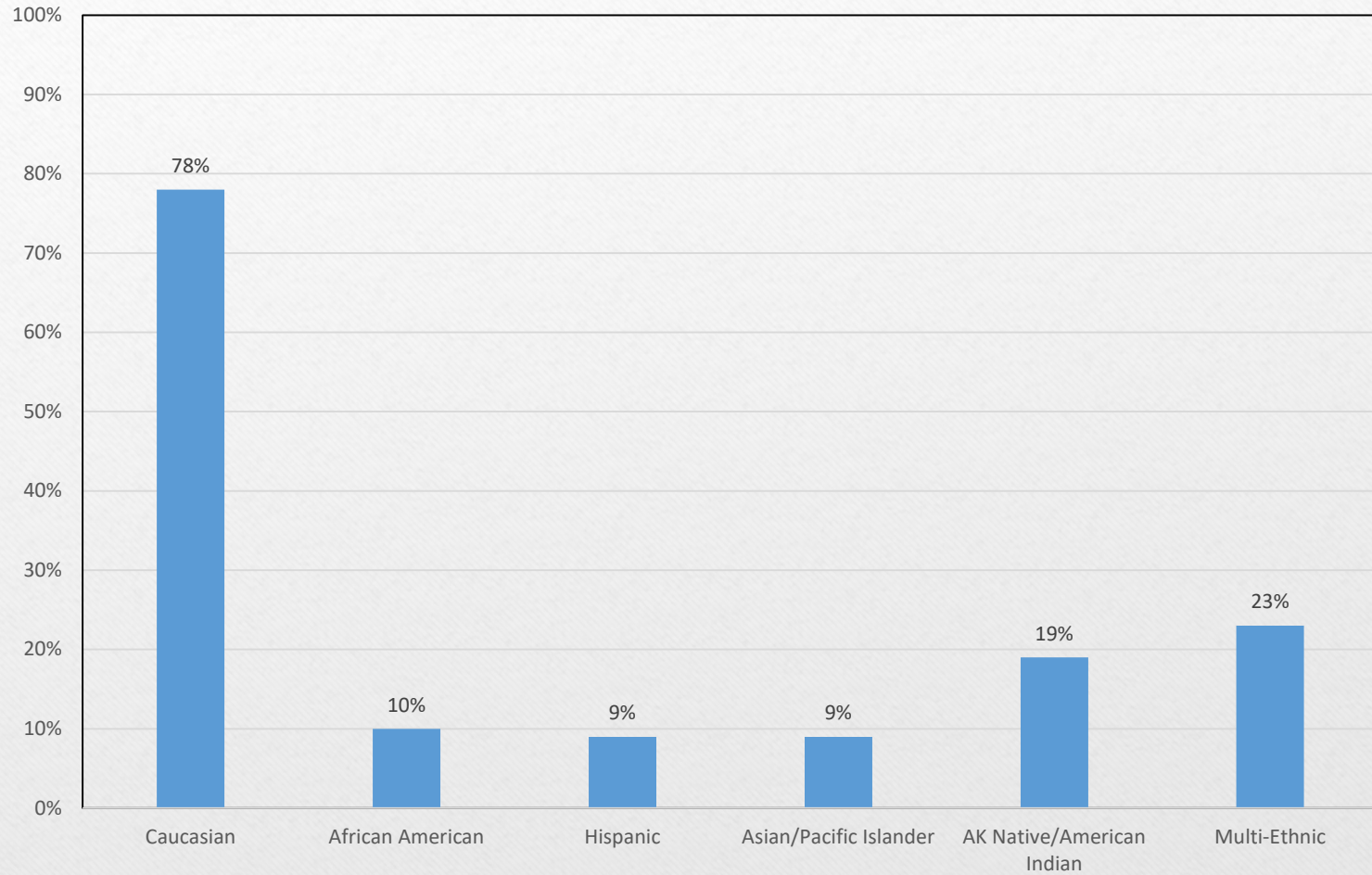
Fairbanks North Star Borough School District

1 Fairbanks, Alaska

Our school district

- About 13,000 students, 36 schools
- Drop-out rate 4%, Graduation rate 80%
- Free/reduced price lunch 33%
- Special education services 16%
- English Language Learner 3%

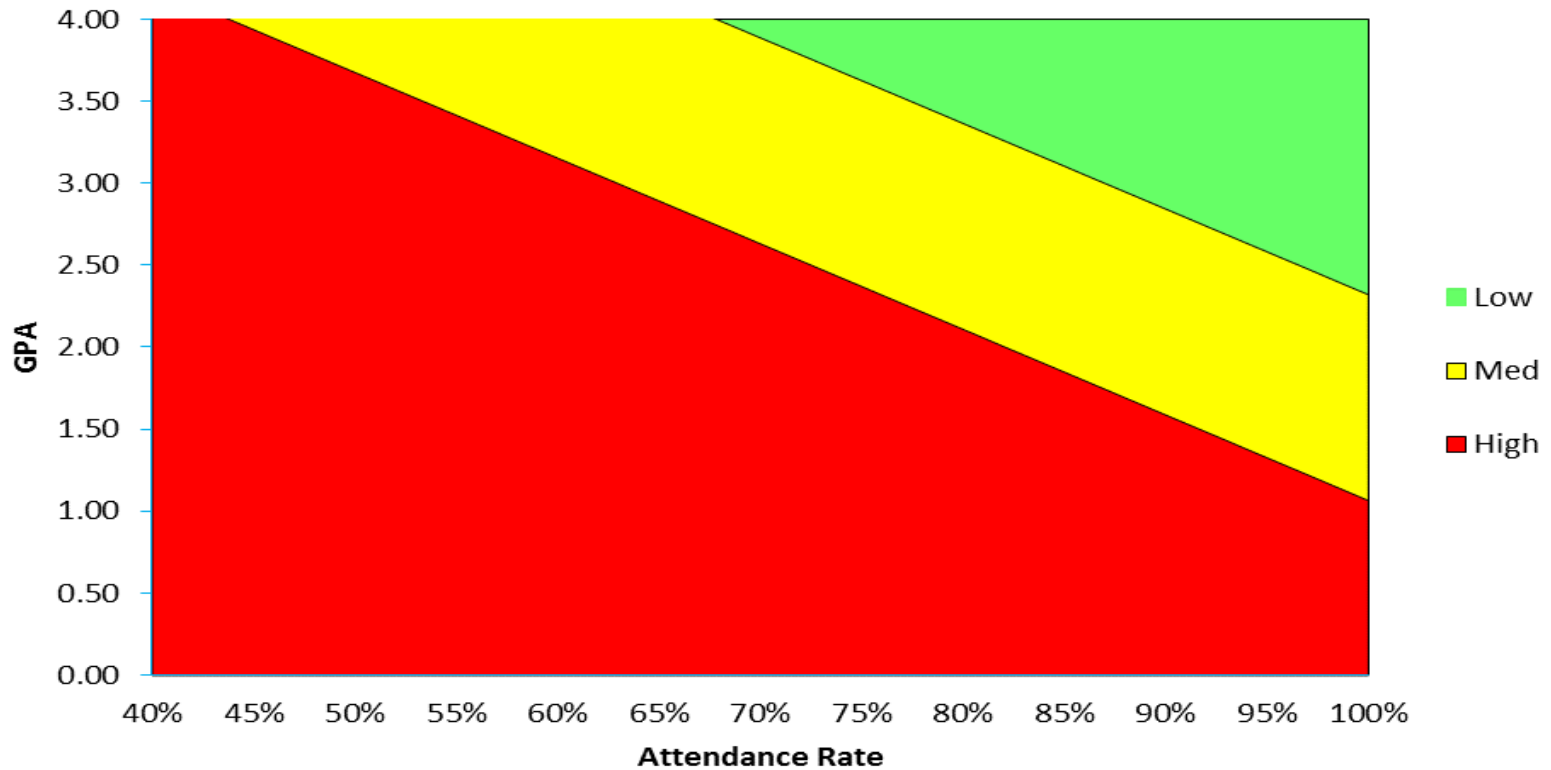
Our school district



Further detail available on data dashboard: <https://public.tableau.com/profile/k12northstar#!/> 3

Early Warning System

Initial Dropout Risk by Attendance and GPA



Early Warning System

Information on Attendance and Grades combined with:

1. Retention
2. Former dropout
3. Credits vs Grade Level
4. State/District Assessments
5. Out-of-school suspensions

K-6 student attendance and grades “equated”

To determine High, Medium, and Low Risk for Dropout in K-12

Dropout rates by Risk

			Risk level			Total
			LOW	MED	HIGH	
Dropout	NO	% of Non-Drops	73%	17%	10%	100%
		Count	38,390	8,952	5,518	52,860
	YES	Count	378	425	1,339	2,142
		% of DROPS	18%	20%	63%	100%
		DROPOUT RATE	1.0%	4.5%	19.5%	3.9%
Total	Count	38,768	9,377	6,857	55,002	
	% of TOTAL	71%	17%	12%	100%	

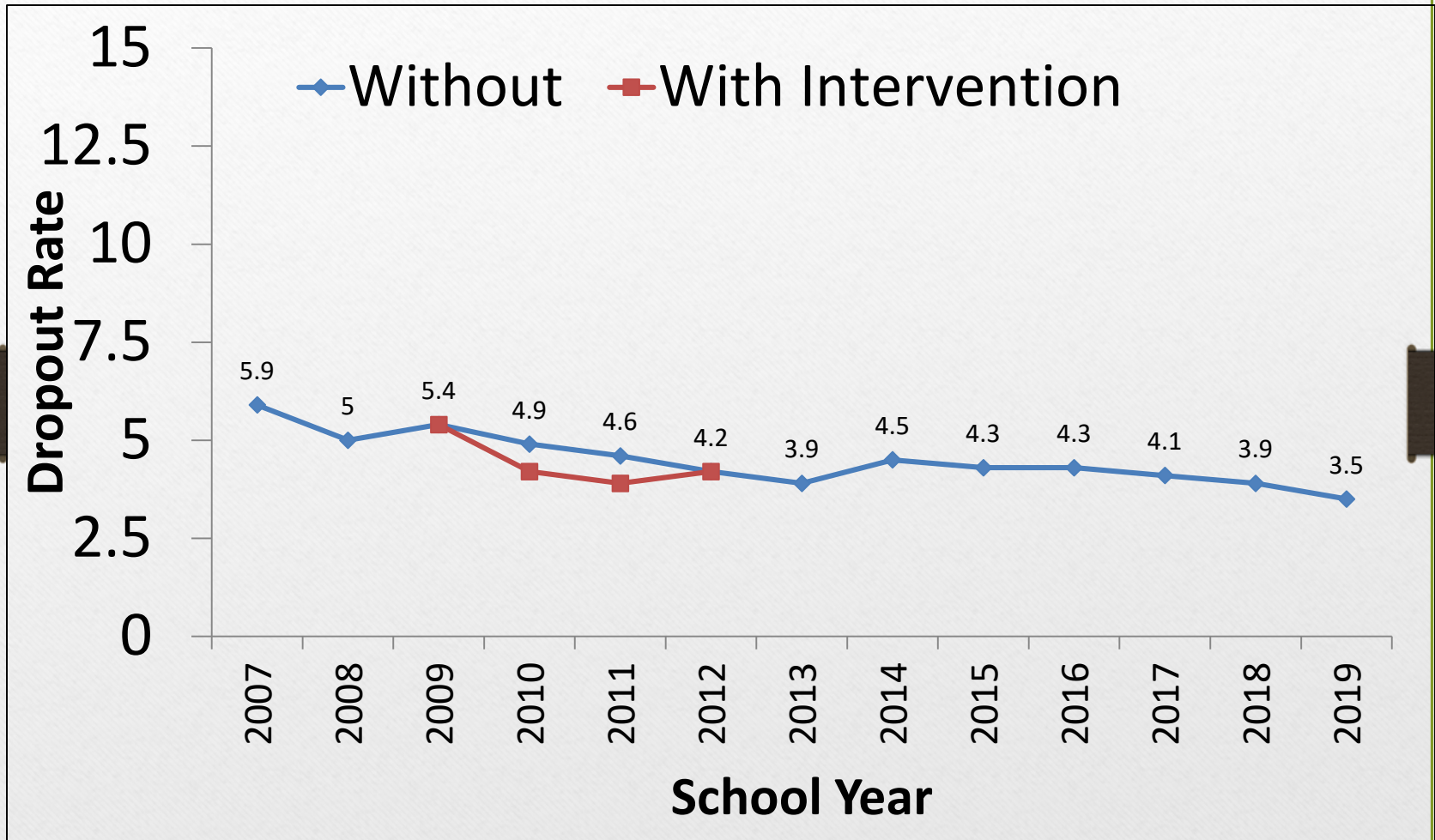
Aggregated across 9 years (10-11 to 18-19)

High Risk Students:

- Higher performance gaps
 - High risk “levels the playing field”
- Dropout rate can be cut in **HALF** with interventions*
- Interventions could reduce dropout rate gaps

*Using Propensity Score Matching for analysis

Grades 7-12 Dropout Rates 07 to 19



Data Display



Dropout Risk Data



Pup, Pita 4 87005 DOB: 10/22/1990 ARC Transferred Out (int:89316,dcid:88516)

Live Dropout Risk Status

Year	Term	Previous Grade	Grade	Previous Retention	Retention	Grade Difference	Dropout?	OSS #	Mean Attendance	Mean GPA	Drop Risk	Drop Prob.	Last Update
19-20	Q1	9	4	N	N	0	N	0	100%	0.00000000	Low	1.43%	08/21/2019
18-19	Q4	10	3	N	N	0	N	0	100%	0.00000000	Low	1.43%	06/03/2019
18-19	Q3	10	-2	N	N	0	N	0	100%	0.00000000		1.43%	01/29/2019
18-19	Q2	10	9	N	N	2	Y	0	100%	0.00000000	High	1.76%	12/04/2018

Historic Dropout Risk Data

Previous Year	Previous Grade	Grade	Previous Retention	Retention	Grade Difference	Drop-out?	Proficiency			HSGQE Pass?	OSS?	Mean Attendance	Mean GPA	Drop Risk	Drop Prob.	Severity Rank
							Reading	Writing	Math							

Timeline of Events

- 2008-09: Early Warning System (EWS) developed to evaluate Graduation Success program
- 2011-12: Graduation Success program ends – EWS continues
- 2015-16: Presentation to local school board on EWS and intervention impact

Timeline of Events

- Spring 2017-2018: Social Service Manager Program begins
- Fall 2018: Case study and letters from the field contributed to NCES forum guide to Early Warning Systems*
- Spring 2019: EWS goes “live” with daily updates using GPA and attendance
- 2019-2020: State of AK awarded Trauma Recovery grant (AK-TRIS) to fund 5 licensed clinicians in Fairbanks

*<https://nces.ed.gov/pubsearch/pubsinfo.asp?pubid=NFES2019035>

Social Service Managers

- Preventing dropout is a “return on investment” in short term –
-1 dropout → +1 FTE funding
- New Social Service Manager (SSM) Program to address:
 - Social Emotional Learning (SEL)
 - Mental Health/Trauma Recovery
 - Dropout
 - Priority for High Risk students

Social Service Managers

- National average student to social worker is 700 to 1 (National Teacher and Principal Survey 2015-16)
 - Shortage of Social Workers in school district before 2017-2018:
 - Addition of 7 SSMs Spring 2018 → 1897 to 1
 - AK-TRIS grant +5 licensed clinicians 2019-2020 → 1106 to 1
 - Future funding needed to lead to national average ratio of students to social workers

(Counselors: 380 to 1 nationwide vs. 332 to 1 in district)

Social Service Managers

- Letter from the field excerpt from NCES forum guide to Early Warning Systems (contributed by SSM from Fairbanks):
- “Information from the early warning system helped identify a student who was at risk of dropping out. The student disclosed information – including that the student lived in a car and had limited access to food and basic needs – that qualified the student and student’s siblings as eligible for McKinney-Vento services. Collaboration between social service managers helped the family receive assistance with transportation, basic needs, and recommendations to community supports.”

QUESTIONS?

COMMENTS?

THANK YOU

FAIRBANKS NORTH STAR BOROUGH SCHOOL DISTRICT

ELLIS OTT, PH.D.

PHONE: 907-452-2000 X. 11364

E-MAIL: ELLIS.OTT@K12NORTHSTAR.ORG¹⁵