



Redrawing School Boundaries

Board of Education Work Session • February 8, 2022



Approved Action:

Close Three Elementary Schools and Repurpose One; Middle Schools Change to 6-8

Close Anderson Elementary

- Students consolidate to Crawford Elementary, which moves to a grades K-5 configuration.
- Ben Eielson Jr/Sr High moves to a grades 6-12 configuration.

Close Joy Elementary

Students are redistributed as part of enrollment realignment

Close Nordale Elementary

Alternative learning systems move into the building.

Middle Schools Change to Grades 6-8

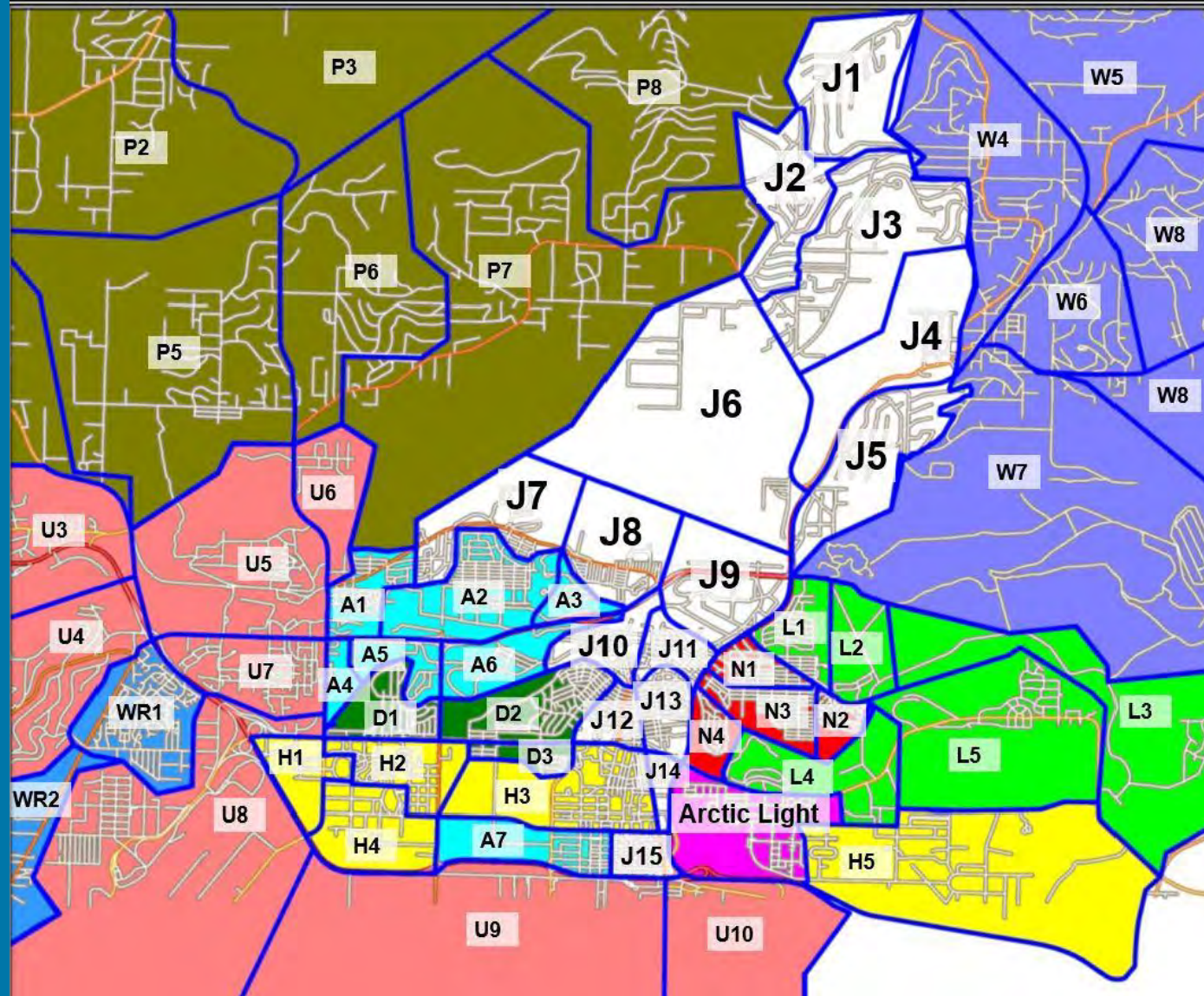
- All elementaries move to a grades K-5 configuration.
- North Pole schools are unaffected as this is their current configuration.

What was the process?

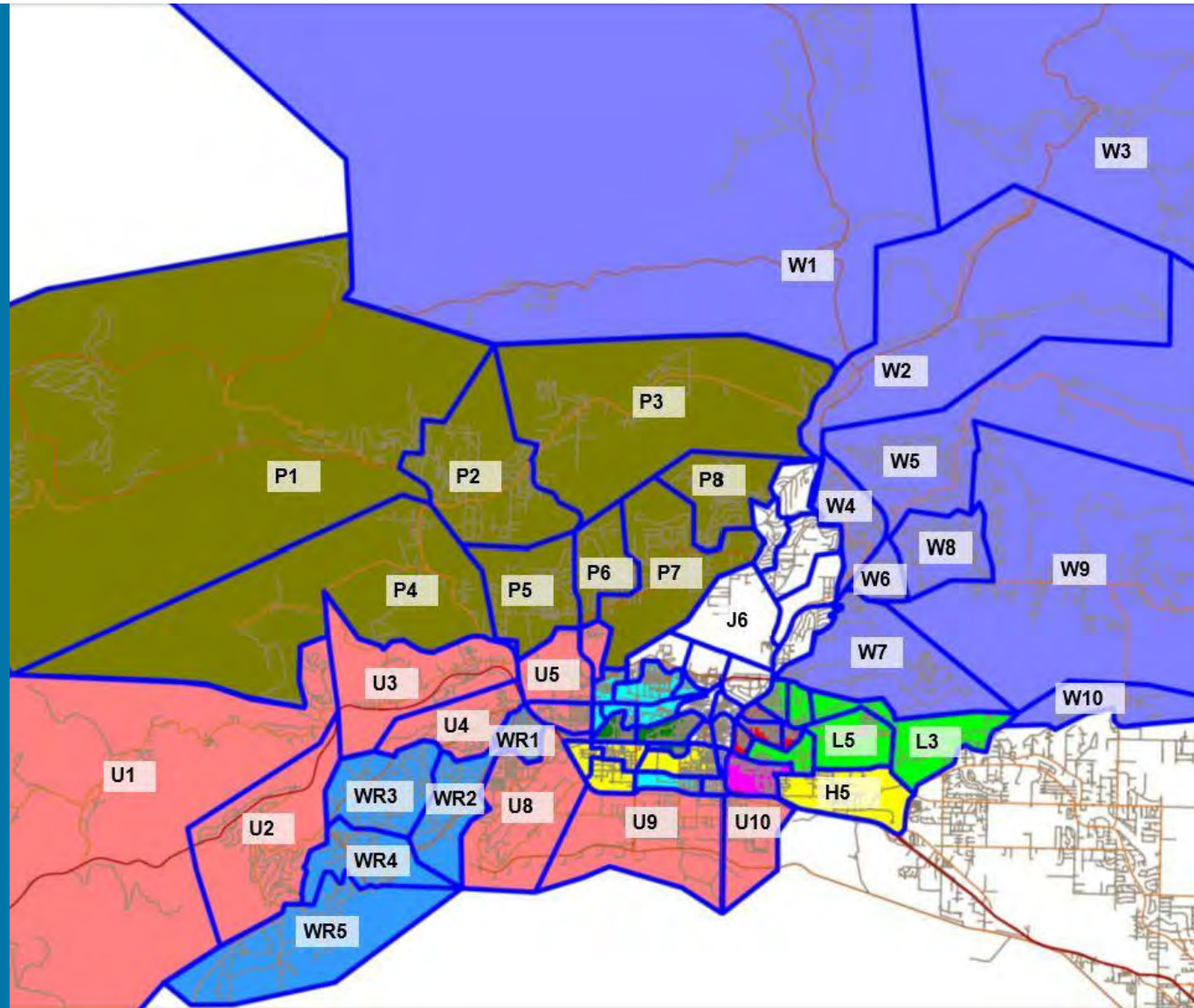


- Geographic location
- Building capacity and utilization
- Economically disadvantaged student population
- Potential for neighborhood growth

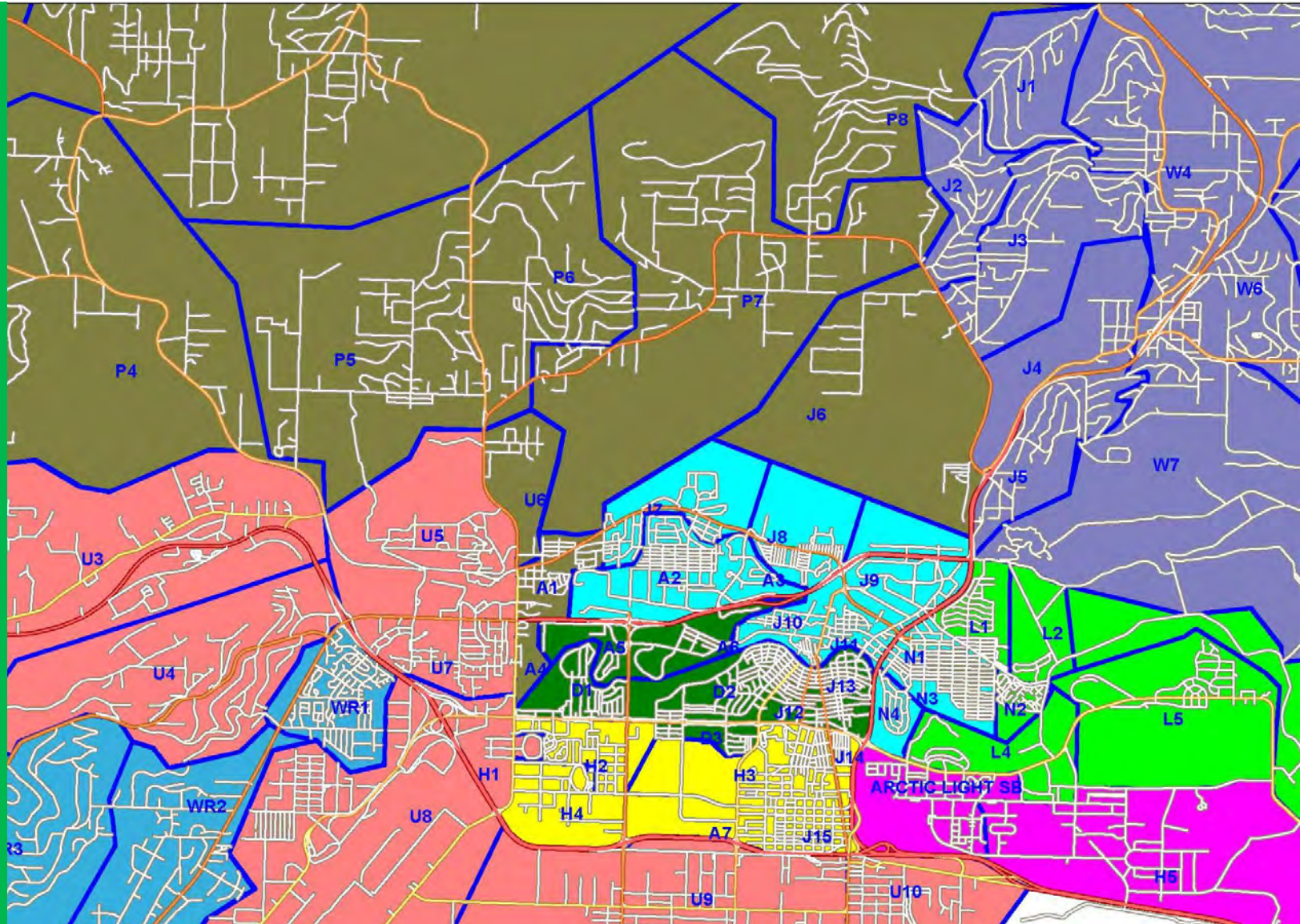
Current FY22 Elementary Boundaries Close View



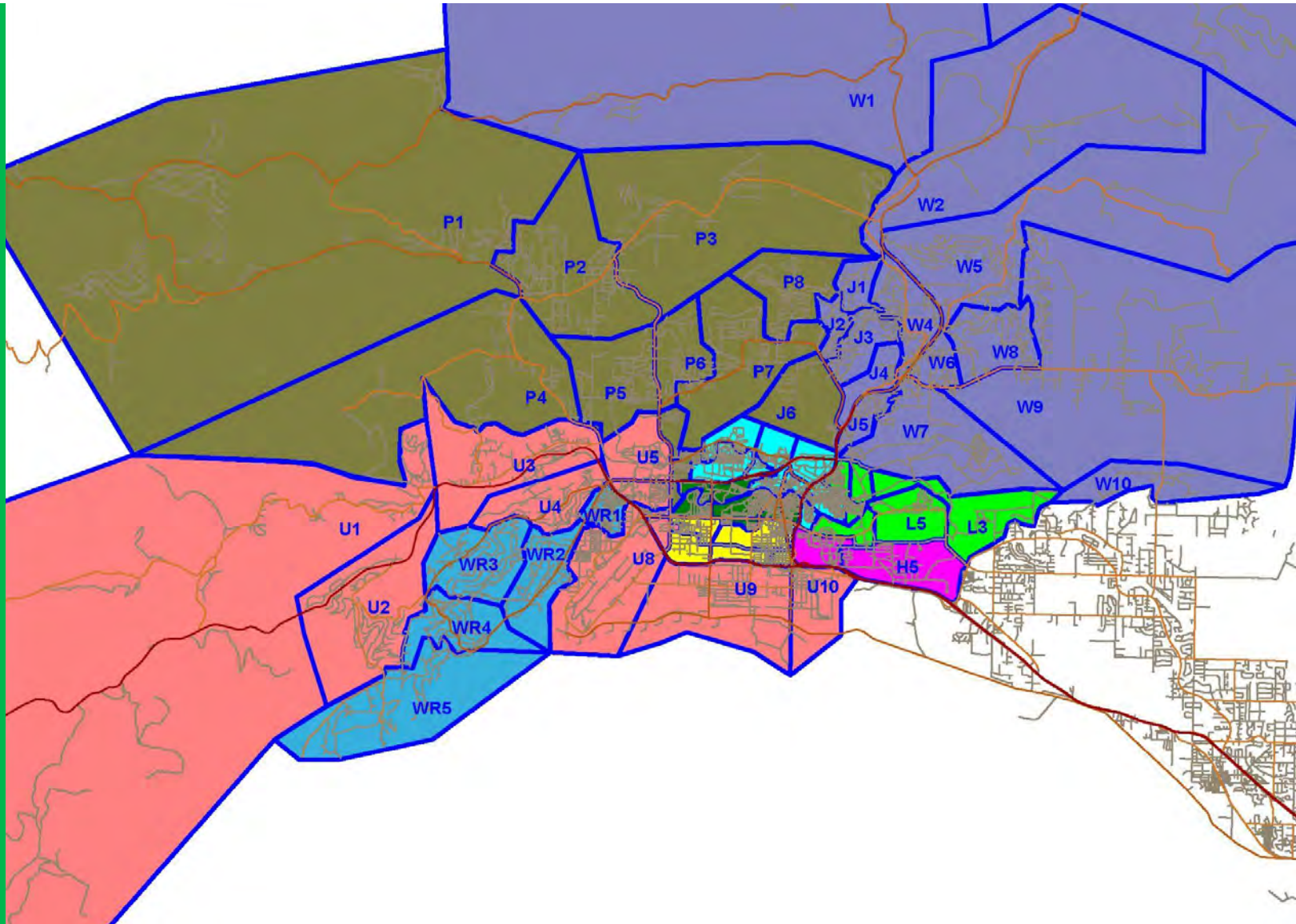
Current FY22 Elementary Boundaries Large View



**New FY23
Elementary
Boundaries
(DRAFT)
Close View**



**New FY23
Elementary
Boundaries
(DRAFT)
Large View**



New FY23 Elementary Boundaries (DRAFT) Neighborhood Detail

School	Zone	Description	Students	Assigned School	Notes
Anderson	AA	Anderson Elem	261	CRAWFORD ELEMENTARY	Entire school combined with Crawford
Anne Wien	A1	Thomas St	60	PEARL CREEK ELEMENTARY	Balance Enrollment/Alignment with other boundary moves
	A2	Aurora	109	ANNE WIEN ELEMENTARY	No Change
	A3	Hampstead	35	ANNE WIEN ELEMENTARY	No Change
	A4	University S	3	PEARL CREEK ELEMENTARY	Balance Enrollment/Alignment with other boundary moves
	A5	Doyon	15	DENALI ELEMENTARY	Adjacent Boundary/ Balance Enrollment
	A6	Phillip's Field	3	DENALI ELEMENTARY	Adjacent Boundary/ Balance Enrollment
	A7	Cowles	57	HUNTER ELEMENTARY	Proximity to Hunter
A.Light	ARC	Arctic Light	367	ARCTIC LIGHT ELEMENTARY	No Change
Denali	D1	Riverview	66	DENALI ELEMENTARY	No Change
	D2	Denali ES	131	DENALI ELEMENTARY	No Change
	D3	Airport S	29	DENALI ELEMENTARY	No Change
Hunter	H1	University Ave	17	UNIVERSITY PARK ELEMENTARY	Adjacent Boundary/ Balance Enrollment/ 2nd order shift
	H2	Dead Presidents	69	HUNTER ELEMENTARY	No Change
	H3	Hunter ES	134	HUNTER ELEMENTARY	No Change
	H4	Davis Rd	24	HUNTER ELEMENTARY	No Change
	H5	Fort Wainwright	56	ARCTIC LIGHT ELEMENTARY	Adjacent Boundary/ Proximity to Arctic Light
Joy	J1	Skyridge	15	WELLER ELEMENTARY	Adjacent Boundary/ School Closure
	J2	Skyline	19	WELLER ELEMENTARY	Alignment with other Boundary moves/ School Closure
	J3	McGrath	57	WELLER ELEMENTARY	Adjacent Boundary/ School Closure
	J4	Old Steese	3	WELLER ELEMENTARY	Adjacent Boundary/ School Closure
	J5	Birch Hill	12	WELLER ELEMENTARY	Adjacent Boundary/ School Closure
	J6	Farmer's LP S	13	PEARL CREEK ELEMENTARY	Adjacent Boundary/ School Closure
	J7	College Rd W	25	ANNE WIEN ELEMENTARY	Adjacent Boundary/ School Closure
	J8	College Rd E	60	ANNE WIEN ELEMENTARY	Adjacent Boundary/ School Closure
	J9	Little Anchorage	5	ANNE WIEN ELEMENTARY	Alignment with other Boundary moves/ School Closure
	J10	Phillips Field	7	ANNE WIEN ELEMENTARY	Alignment with other Boundary moves/ School Closure
	J11	Minnie St	15	ANNE WIEN ELEMENTARY	Alignment with other Boundary moves/ School Closure
	J12	Downtown W	15	DENALI ELEMENTARY	Adjacent Boundary/ School Closure
	J13	Downtown E	12	DENALI ELEMENTARY	Alignment with other Boundary moves/ School Closure
	J14	S. Cushman	14	HUNTER ELEMENTARY	Adjacent Boundary/ School Closure
	J15	Bjerremark	37	HUNTER ELEMENTARY	Adjacent Boundary/ School Closure

New FY23 Elementary Boundaries (DRAFT) Neighborhood Detail

School	Zone	Description	Students	Assigned School	Notes
Ladd	L1	Shannon Park	66	LADD ELEMENTARY	No Change
	L2	Lilly	103	LADD ELEMENTARY	No Change
	L3	Nautilus	8	LADD ELEMENTARY	No Change
	L4	Buckeye	41	LADD ELEMENTARY	No Change
	L5	North Post	87	LADD ELEMENTARY	No Change
Nordale	N1	Hamilton Acres N	34	ANNE WIEN ELEMENTARY	School Closure/ Balance Enrollment
	N2	Birchwood	87	LADD ELEMENTARY	Adjacent Boundary/ School Closure
	N3	Hamilton Acres S	63	ANNE WIEN ELEMENTARY	School Closure/ Balance Enrollment
	N4	Island Homes	48	ANNE WIEN ELEMENTARY	School Closure/ Balance Enrollment
Pearl Creek	P1	Murphy Dome	41	PEARL CREEK ELEMENTARY	No Change
	P2	Goldstream W.	47	PEARL CREEK ELEMENTARY	No Change
	P3	Goldstream E.	18	PEARL CREEK ELEMENTARY	No Change
	P4	Sheep Creek Rd.	12	PEARL CREEK ELEMENTARY	No Change
	P5	Yankovich	55	PEARL CREEK ELEMENTARY	No Change
	P6	Auburn	32	PEARL CREEK ELEMENTARY	No Change
	P7	Farmer's Loop	70	PEARL CREEK ELEMENTARY	No Change
	P8	Summit	31	PEARL CREEK ELEMENTARY	No Change
U Park	U1	Old Nenana	13	UNIVERSITY PARK ELEMENTARY	No Change
	U2	Cripple Creek	28	UNIVERSITY PARK ELEMENTARY	No Change
	U3	Gold Hill	51	UNIVERSITY PARK ELEMENTARY	No Change
	U4	Chena Ridge	68	UNIVERSITY PARK ELEMENTARY	No Change
	U5	UAF	14	UNIVERSITY PARK ELEMENTARY	No Change
	U6	Madcap	4	PEARL CREEK ELEMENTARY	Adjacent Boundary/ Balance Enrollment
	U7	Geist	82	UNIVERSITY PARK ELEMENTARY	No Change
	U8	Airport	27	UNIVERSITY PARK ELEMENTARY	No Change
	U9	Vanhorn	14	UNIVERSITY PARK ELEMENTARY	No Change
	U10	Lakeview	23	UNIVERSITY PARK ELEMENTARY	No Change
Weller	W1	Elliot Hwy	10	WELLER ELEMENTARY	No Change
	W2	Fox	19	WELLER ELEMENTARY	No Change
	W3	Steese Hwy N.	1	WELLER ELEMENTARY	No Change
	W4	Old Steese	42	WELLER ELEMENTARY	No Change
	W5	Gilmore Trail	50	WELLER ELEMENTARY	No Change

Impacts of Proposed Boundary Changes

Building Enrollment & Capacity (North Pole Area)

FY23 Projections	Gross School Sq .Ft.	DEED CAPACITY	Enrollment	% Capacity
North Pole Area Elementary Schools				
ANDERSON ELEMENTARY	43,996		-	0%
CRAWFORD ELEMENTARY	63,532	553	471	85%
MIDNIGHT SUN ELEMENTARY	61,686	537	354	66%
NORTH POLE ELEMENTARY	57,154	495	331	67%
TICASUK BROWN ELEMENTARY	63,761	556	399	72%
TWO RIVERS	22,200	98	74	76%
SALCHA ELEMENTARY	13,608	76	58	76%
Subtotals:	325,937	2,315	1,687	73%
North Pole Area Secondary Schools				
BEN EIELSON JR HIGH			187	
BEN EIELSON SR HIGH			196	
Ben Eielson Jr./Sr. High	103,200	616	383	62%
NORTH POLE MIDDLE	113,306	680	592	87%
NORTH POLE HIGH	156,362	946	579	61%
Subtotals:	372,868	2,242	1,554	69%

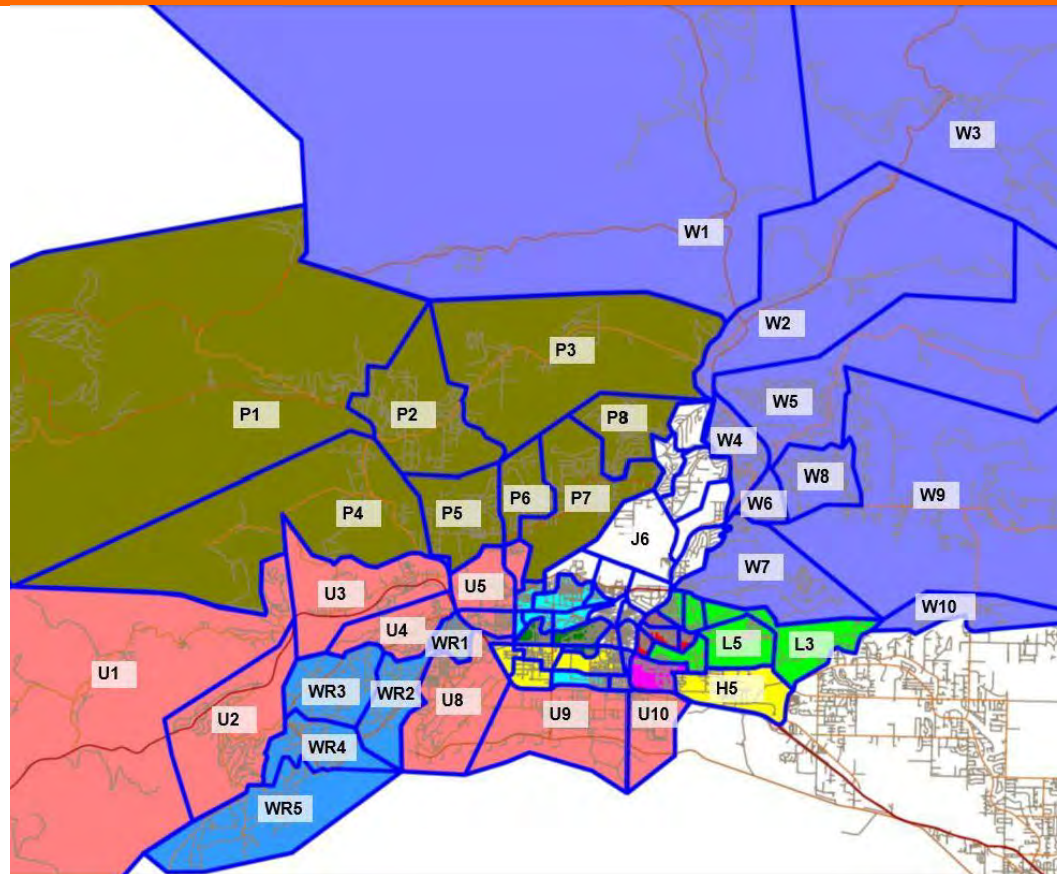
Impacts of Proposed Boundary Changes

Building Enrollment & Capacity (Fairbanks Area)

Districtwide Elementary Schools				
ANNE WIEN ELEMENTARY	63,532	553	395	71%
ARCTIC LIGHT ELEMENTARY	68,272	596	434	73%
DENALI ELEMENTARY	49,210	422	276	65%
HUNTER ELEMENTARY	57,047	494	353	71%
JOY ELEMENTARY	60,642		-	0%
LADD ELEMENTARY	63,455	553	402	73%
NORDALE ELEMENTARY	49,210		-	0%
PEARL CREEK ELEMENTARY	62,982	548	398	73%
UNIVERSITY PARK ELEMENTARY	64,699	564	341	60%
WELLER ELEMENTARY	65,259	569	425	75%
WOODRIVER ELEMENTARY	64,408	561	377	67%
Subtotals:	668,716	4,860	3,401	70%
Districtwide Middle Schools				
RANDY SMITH MIDDLE	74,589	422	390	92%
RYAN MIDDLE	99,880	594	560	94%
TANANA MIDDLE	101,069	602	574	95%
Subtotals:	275,538	1,618	1,524	94%
Districtwide High Schools				
LATHROP HIGH	234,412	1,421	795	56%
WEST VALLEY HIGH	216,884	1,314	864	66%
Subtotals:	451,296	2,735	1,659	61%

Students That Move When Their School is Still Open

FY2022-23



Middle School Boundaries

2021-22 and 2022-23

