



# Parent Portal & 2023 Annual Update Information

Parent Power Session - Sept 2023

EIT-Data



## ● Parent Portal

- Where to find Parent Portal
- Activating Parent Portal Accounts
- Resetting Parent Portal Account Passwords

## ● Annual Update Overview

- Common Questions
- Online Annual Update Walkthrough



- **Parent Portal**
  - **Where to find Parent Portal**
  - **Activating Parent Portal Accounts**
  - **Resetting Parent Portal Account Passwords**



- **Parent Portal**

- **Where to find Parent Portal**

- **HUSD Home Page**

- **Mobile App**

- **Activating Parent Portal Accounts**

- **Resetting Parent Portal Account Passwords**

[www.husd.us](http://www.husd.us)



Hayward Unified School District  
*Made in Hayward*

[Quick Links](#) ▾ [COVID-19](#)

[ENROLL](#)



[About Us](#)

[Board of Education](#)

[Community](#)

[Departments](#)

[Enrollment](#)

[Parents & Students](#)

[Schools](#)

[Bonds](#)

[HOME](#) > [DEPARTMENTS](#) > [EDUCATIONAL INFORMATION TECHNOLOGY](#) > [INFINITE CAMPUS PARENT PORTAL](#)

[Family Technology Support](#)

[Infinite Campus Parent Portal](#)

[Printshop](#)

## Infinite Campus Parent Portal

Hayward Unified School District is committed to establishing a positive, collaborative relationship with every family. Our Infinite Campus parent portal is the best way to stay informed about all aspects of your child's education.

- **Elementary:** parents/guardians can access student schedules, attendance, and state assessment test results.
- **Secondary:** parents/guardians can access student schedules, attendance records, grades, assignments (if applicable), and state assessment test results.

### Instructions

[LOG INTO INFINITE CAMPUS](#)

### Need Help?

#### For login assistance

Phone: (510) 784-2600 ext. 72701  
Email: [tech-help@husd.k12.ca.us](mailto:tech-help@husd.k12.ca.us)

#### Hours of operation

Monday, Tuesday, Thursday, Friday:  
9:00 AM - 4:00 PM  
Wednesdays: 11:00 AM - 2:00 PM



HOME > DEPARTMENTS > EDUCATIONAL INFORMATION TECHNOLOGY > INFINITE CAMPUS PARENT PORTAL

Family Technology Support

[Infinite Campus Parent Portal](#)

Printshop

## Infinite Campus Parent Portal

Hayward Unified School District is committed to establishing a positive, collaborative relationship with every family. Our Infinite Campus parent portal is the best way to stay informed about all aspects of your child's education.

- **Elementary:** parents/guardians can access student schedules, attendance, and state assessment test results.
- **Secondary:** parents/guardians can access student schedules, attendance records, grades, assignments (if applicable), and state assessment test results.

### Instructions

LOG INTO INFINITE CAMPUS

### Need Help?

#### For login assistance

Phone: (510) 784-2600 ext. 72701  
Email: [tech-help@husd.k12.ca.us](mailto:tech-help@husd.k12.ca.us)

#### Hours of operation

Monday, Tuesday, Thursday, Friday:  
9:00 AM - 4:00 PM  
Wednesdays: 11:00 AM - 2:00 PM



simple || powerful™

Hayward Unified

Log in to


Campus Student

OR

Campus Parent





simple || powerfulCampus Parent

## Hayward Unified

Parent Username

Password

Log In

[Forgot Password?](#) [Forgot Username?](#) [Help](#)

[Log In to Campus Student](#)

OR

[New User?](#)

## Announcements

**Wednesday 08/07/2019**

Welcome to the Hayward Unified Parent and Student Portal

- New Parents and Guardians: Please check your email for your Portal Activation Information and Directions.
- Portal Activation Emails for NEW parent portal accounts are sent out every Mondays, Wednesdays and Fridays.
- If you signed up but have not received a portal activation email, please check following:
  - Make sure your email is NOT forwarding HUSD email to spam folder.
  - Please contact your school site office staff to make sure the school has your correct email address on file.
- If you have an existing portal account, you will not receive any reactivation email from HUSD. Please click on "Forgot Password" in order to reestablish your access to portal account.

¡Bienvenido al Portal Unificado de Padres y Estudiantes de Hayward!

- Nuevos padres y tutores: revise su correo electrónico para obtener información e instrucciones para la activación del portal.
- Los correos electrónicos de activación del portal para NUEVAS cuentas del portal para padres se envían los lunes, miércoles y viernes
- Si se registró pero no recibió un correo electrónico de activación del portal, verifique lo siguiente:
  - Asegúrese de que su correo electrónico NO reenvíe el correo electrónico HUSD a la carpeta de correo no deseado.
  - Comuníquese con su escuela para asegurarse de que la escuela tenga su dirección de correo electrónico correcta en el archivo.
- Si tiene una cuenta de portal existente, no recibirá ningún correo electrónico de reactivación de HUSD. Haga clic en "Olvidé mi contraseña" para restablecer su acceso a la cuenta del portal.

© 2003-2023 Infinite Campus, Inc. | Version Campus 2323.6

Language: English




## ● Parent Portal

- Where to find Parent Portal
  - HUSD Home Page
  - Mobile App
- Activating Parent Portal Accounts
- Resetting Parent Portal Account Passwords



# CAMPUS



**Campus Parent**  
Infinite Campus, Inc.



iPhone



Android



A screenshot of the Infinite Campus mobile app search screen. The background is green. At the top left is the 'Infinite Campus' logo with the tagline 'simple || powerful'. Below the logo is a white search form. The form has a title 'District Name' and a text input field with the placeholder 'Enter at least three characters.'. Below that is a 'State' dropdown menu. A blue button labeled 'Search District' is positioned below the dropdown. A blue link labeled 'Help' is centered below the button. At the bottom of the screen, there is a copyright notice: '© 2018, 2023 Infinite Campus, Inc. Version: 1.8.2 (119)'.

**Infinite Campus** simple || powerful

**District Name**

Enter at least three characters.

**State**

[Search District](#)

[Help](#)

© 2018, 2023 Infinite Campus, Inc.  
Version: 1.8.2 (119)

Open the mobile app after it has been installed. The screen should look something like this.

A screenshot of the Infinite Campus search interface. The background is green. At the top left is the 'Infinite Campus' logo with the tagline 'simple || powerful'. Below the logo is a white search box. Inside the search box, there is a 'District Name' field with 'Hayward' entered, a 'State' dropdown menu with 'California' selected, and a blue 'Search District' button. Below the search box is a 'Help' link. At the bottom of the screen, there is a copyright notice: '© 2018, 2023 Infinite Campus, Inc. Version: 1.8.2 (119)'.

Infinite Campus simple || powerful

Campus Parent

District Name

Hayward

State

California

Search District

Help

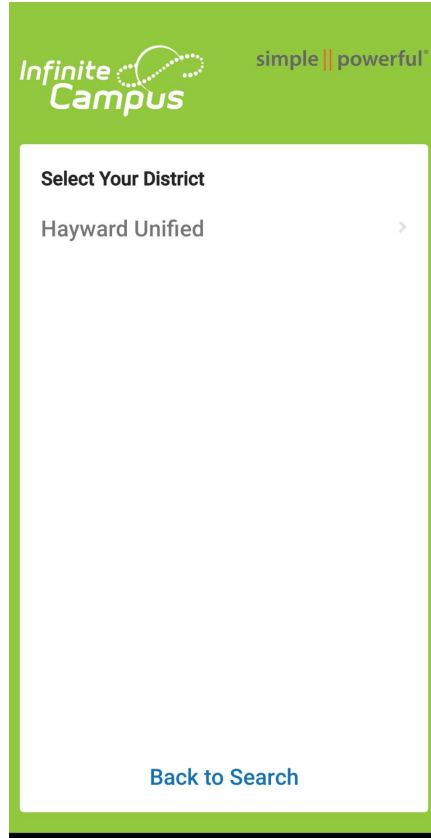
© 2018, 2023 Infinite Campus, Inc.  
Version: 1.8.2 (119)

Enter the following:

**District Name:**  
Hayward

**State:**  
California

Click **Search District**



Select **Hayward Unified.**



The screenshot shows the login interface for the Infinite Campus Parent Portal. At the top left is the Infinite Campus logo with the tagline 'simple || powerful'. Below this is a green header with the text 'Campus Parent' in a white box. The main content area is white and contains the following elements: the text 'Hayward Unified', a 'Parent Username' label above a text input field, a 'Password' label above another text input field, a checkbox labeled 'Stay logged in' with an information icon, a blue 'Log In' button, and three blue links: 'Forgot Password?', 'Forgot Username?', and 'Help'. Below these links is a blue link 'Change District'. A horizontal line with the word 'or' in the center separates this section from a blue link 'New User?'. At the bottom of the page is a grey section titled 'Announcements'.

You're now at  
HUSD's Infinite  
Campus Parent  
Portal login screen.





- **Parent Portal**

- Where to find Parent Portal
- **Activating Parent Portal Accounts**
- Resetting Parent Portal Account Passwords



- **Parent Portal**

- **Where to find Parent Portal**
- **Activating Parent Portal Accounts**
  - **Activation Link**
- **Resetting Parent Portal Account Passwords**



Dear HUSD Parent,

You are invited to create a Parent Portal account. Please use the following activation link to complete account set up.

ATTENTION!

- Use a Desktop or Laptop computer for this process, as link may not work properly on mobile or tablet devices.
- Do not use Internet Explorer web browser.
- Once you click on the activation link, you will have to finish the process, or else, the link would not work and you will have to wait for the next activation link.
- **This link will expire on:** Aug 1 2023 12:00AM

Your Campus Portal Activation Link:

<https://haywardca.infinitecampus.org/campus//unique-link/57PJVVWANU6L3AAC?appName=hayward>

We recommend BOOKMARK this URL to log into the portal after creating your account:

<https://haywardca.infinitecampus.org/campus/portal/hayward.jsp?>

Thank you.

HUSD Parent Portal Information Website:

<https://www.husd.us/departments/eit/infinitecampus>

This is an example of the Activation Email sent by Infinite Campus. It is sent daily at 10am from the **HUSD\_noreply** account with subject line:

***Your HUSD Parent Portal Account Activation Information***



Dear HUSD Parent,

You are invited to create a Parent Portal account. Please use the following activation link to complete account set up.

**ATTENTION!**

- Use a Desktop or Laptop computer for this process, as link may not work properly on mobile or tablet devices.
- Do not use Internet Explorer web browser.
- Once you click on the activation link, you will have to finish the process, or else, the link would not work and you will have to wait for the next activation link.
- **This link will expire on:** Aug 1 2023 12:00AM

Your Campus Portal Activation Link:

<https://haywardca.infinitecampus.org/campus//unique-link/57PJVVWANU6L3AAC?appName=hayward>

We recommend BOOKMARK this URL to log into the portal after creating your account:

<https://haywardca.infinitecampus.org/campus/portal/hayward.jsp?>

Thank you.

HUSD Parent Portal Information Website:

<https://www.husd.us/departments/eit/infinitecampus>

Parents should be mindful of the expiration date included in this email. Daily emails are set to expire at midnight the following day. Emails sent on Fridays expire the following Monday.



Dear HUSD Parent,

You are invited to create a Parent Portal account. Please use the following activation link to complete account set up.

ATTENTION!

- Use a Desktop or Laptop computer for this process, as link may not work properly on mobile or tablet devices.
- Do not use Internet Explorer web browser.
- Once you click on the activation link, you will have to finish the process, or else, the link would not work and you will have to wait for the next activation link.
- **This link will expire on:** Aug 1 2023 12:00AM

Your Campus Portal Activation Link:

<https://haywardca.infinitecampus.org/campus//unique-link/57PJVVWANU6L3AAC?appName=hayward>

We recommend BOOKMARK this URL to log into the portal after creating your account:

<https://haywardca.infinitecampus.org/campus/portal/hayward.jsp?>

Thank you.

HUSD Parent Portal Information Website:

<https://www.husd.us/departments/eit/infinitecampus>

This is the activation link. It is set for **one-time use**. Once the parent clicks on the link, they will have to complete the registration process.

If they click the link but don't finish signing up for the Parent Portal, they will have to wait until they receive a new activation email.



- **Parent Portal**

- **Where to find Parent Portal**
- **Activating Parent Portal Accounts**
  - **Activation Link**
- **Resetting Parent Portal Account Passwords**



## Resetting Parent Portal Account Passwords

Please ask your school's office staff to reset your Parent Portal Password. Depending on the school, you may need to talk to the following:

- Office Managers
- Family Engagement Specialists (FES)

Password resets requests should be made in person.

For additional assistance, please contact Family Tech Support:

Phone: (510) 784-2600 ext. 72701

Email: [tech-help@husd.k12.ca.us](mailto:tech-help@husd.k12.ca.us)



- **Annual Update Overview**
  - **Common Questions**
  - **Online Annual Update Walkthrough**





- **Annual Update Overview**
  - **Common Questions**
  - **Online Annual Update Walkthrough**



## What is the Online Annual Update?

For the safety of our students, this **once a year process** is necessary in order for the school to have accurate, important student information, such as addresses, phone numbers, emergency contacts, and medical needs.



# What information is needed before beginning the process?

Before beginning the process, parents will need to have access to the district's **Parent Portal**, **2 proof of residency** if there is address change, and any information they will be editing or adding, such as **updated immunization card**, **court orders**, **phone numbers**, and **emergency contacts**.



# Do I need to do multiple annual update applications for multiple students?

No, all students in the household can be updated using one annual update application.



**I am a guardian but I do not live  
with my student, can I do the  
Annual Update?**

Only guardians in the same household with student can do Annual Update.



**What if my child recently  
registered, do I still have to  
complete this process?**

Yes, verification of the information is still required through student annual update.



## What if I do not have any changes to make?

If households do not have any changes to their information, they simply need to **login and verify** the information for each student, complete districts release agreement, **sign and submit** the Annual Update.

If there are just a few changes that need to be made, the process should take about **10-15 minutes per student**. Parents can also review the video on the **Infinite Campus Parent Portal** page on HUSD's website for step-by-step instruction on how to fill out Annual Update.



- **Annual Update Overview**
  - **Common Questions**
  - **Online Annual Update Walkthrough**





## Online Annual Update Walkthrough Videos

- ▶ **How to do Annual Update through IC parent portal** (For English, [click here](#))
- ▶ **Cómo completar la actualización anual a través del portal para padres de IC** (Para español, [haga clic aquí](#))