

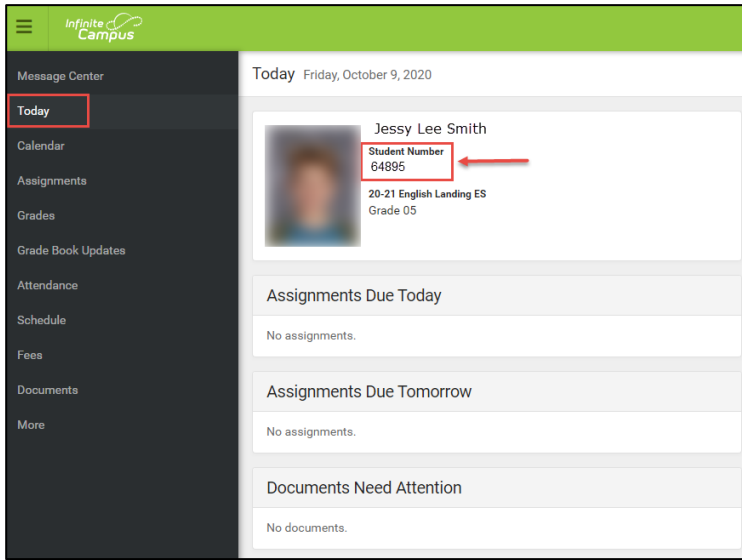


PARENTS Get Your Access Code

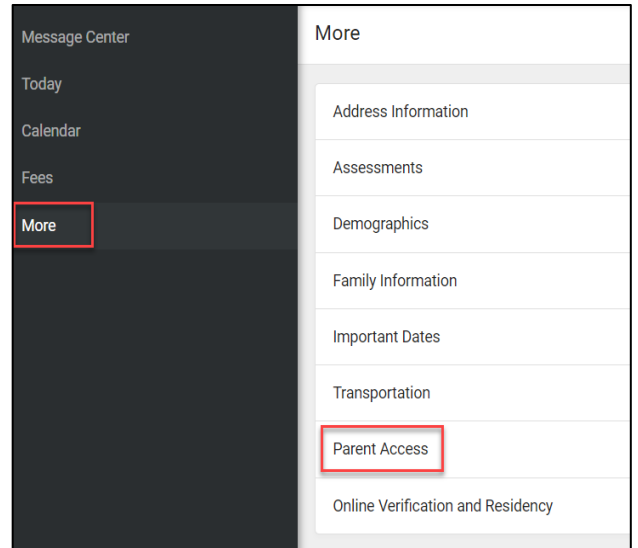
Get Your Access Code

To set up your account in FirstView, you need your student's **S-number** and **One-time Parent Access Code**.

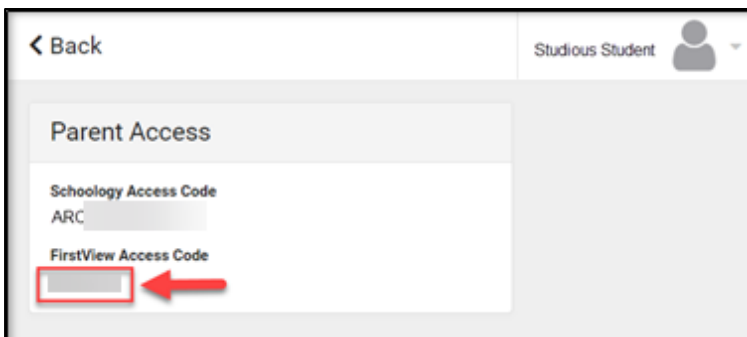
1. Visit the Infinite Campus Parent Portal at <https://ic.parkhill.k12.mo.us/campus/portal/parkhill.jsp>
2. Click on **Today** to find your student's **S-Number**



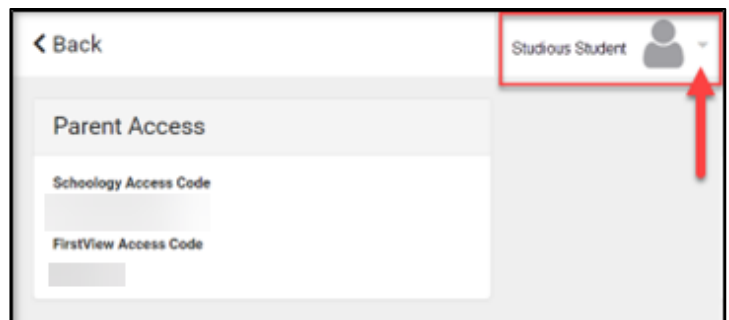
3. Click **More** from the menu on the left.
4. Select **Parent Access**.



5. Copy the code under **FirstView Access Code** - you will use it to set up your FirstView account. You must do this for each student for which you wish to use FirstView.



To find the code for another student, click the student name in the upper right corner and select another student.



6. Follow First View's instructions for using the Access Code to set up the app.