



District English Learner Advisory Committee

Educational Services

March 5, 2021

<http://bit.ly/3bZZJYW>

Agenda

- Welcome
- Return to In-person Learning
- Summer Program
- Assembly Bill 86 - Reopening Plan
- State Testing Update
- English Learner Student Achievement
- EL Program Needs Assessment Survey Results
- Discussion - Considerations for 2021-22
- Local Control Accountability Plan 2021-24 Timeline
- Q&A
- Next Steps
- Additional Comment



Return to In-person Learning Timeline



Date	Grade Levels to Return	Notes
Monday, March 8th	<ul style="list-style-type: none">Elementary Special Education Special Day Classes (SDC)	<p>Elementary Parent/Teacher Conference Week</p> <ul style="list-style-type: none">March 8, 9 & 11Early Dismissal at 11:30aYour child's teacher will inform you if a conference is needed. You can also reach out to your child's teacher to request a conference. <p>Friday, March 12th is Teacher Inservice Day</p> <ul style="list-style-type: none">No school for students
Monday, March 15th	<ul style="list-style-type: none">All TK-6th General Education ClassesMiddle School Special Education SDC	
Monday, March 22nd	<ul style="list-style-type: none">All 7th & 8th General Education Classes	

Return to In-person Learning



- Hybrid Schedules - <https://www.cambriansd.org/Page/3670>
- [Preparing for Return to In-Person Learning A Checklist for Parents/Students \(en Espanol\)](#)
- Electronic CSD Daily Symptom Check
 - Beginning March 8th for all Students
- [CSD COVID-19 Safety Plan for Safely Returning to Campus for In-Person Instruction - February 1, 2020](#)



Assembly Bill 86

[CA Legislative Information](#)

Summer Programs



1. Extended School Year for Students with IEP that qualifies
2. Summer [Elevate Math](#) for Rising 3rd–8th Graders
 - 25 students per class
 - Targeted with priorities for high needs students
 - June 15th – July 14th (19 Days)
 - 8:30a – 12:00p
3. Other – TBD
 - Literacy for Incoming Grades 1 & 2
 - SEL/Enrichment Programs

Federal Guidance on State Assessment



[Link to USDoE Guidance Letter](#)

- Accountability and School Identification
 - Waive requirement that Academic Achievement indicator be adjusted to account for a participation rate below 95 percent
- Assessments: Flexibility to...
 - Administer a shortened version
 - Offer remote administration
 - Extend the testing window
- “We are not inviting blanket waivers of assessment”
- “We also recognize that individual states may need additional assessment flexibility based on the specific circumstances across or within the state.”

English Language Proficiency Assessment for CA (ELPAC) Update



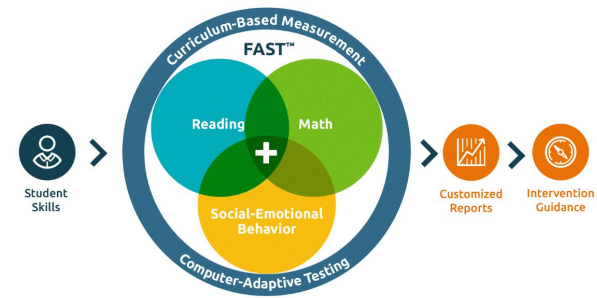
- Grades TK–8
- 389 English learners
- 12% of total district enrollment
- Summative ELPAC Window In Process
 - February – May 2021
- [CSD ELPAC Testing Schedule by Site](#)
 - Parent/Guardian [Notification](#)
 - Remote testing resource videos available for [parents/guardians](#).
- Electronic results available via PowerSchool

CA Assessment Student Performance & Progress



- Plan for mandated state testing
 - Smarter Balanced Assessment in ELA, Math for Grades 3–8
 - CA Science Test for Grades 5 & 8 – TBD
 - CA Physical Fitness Test for Grades 5 & 7 is Not required
- CSD Testing Timeline
 - Beginning Week of April 19th through end of May per each school site schedule
 - [Parent Notification](#)

Assessing Learning & Progress w/ FastBridge Assessments



aReading

- Grades 1-8
- Universal screening
- Measures broad reading skills
- Adaptive
- Questions are substantially similar to many state assessments
- Multiple choice
- Useful for identifying students at risk for academic delays and to differentiate instruction and progress monitoring

Curriculum Based Measurement Reading

- Grades 1-8
- Additional diagnostic screening of reading skills
- Robust indicator of reading development
- Index of word reading efficiency – important ability that facilitates reading comprehension
- Useful for frequent progress monitoring

aMath

- Grades 1-8
- Universal screening
- Measures broad math skills
- Adaptive
- Questions are substantially similar to state assessments
- Multiple choice
- Useful for identifying students at risk for academic delays and to differentiate instruction and progress monitoring

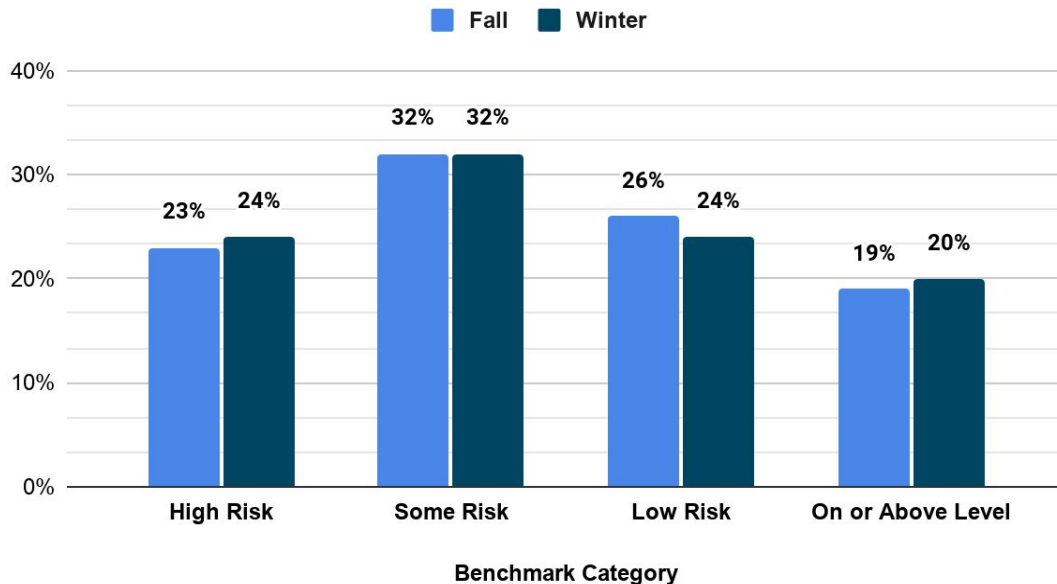
SAEBRS

- Grades K-8
- Social, Academic, and Emotional Behavior Risk Screener
- Useful for evaluating students' overall general behavior, as well as risk for social, academic, and emotional problems
- Teacher survey
- Student survey (Gr. 2-8)
- Provides staff with data to inform instruction and decision making about additional services

CSD Local Assessment 2020-21 English Learners Reading Benchmark Results

Fastbridge aReading Benchmark Growth Report Grades 1-8 English Learners

Percent of English Learners w/ Scores by Benchmark Categories



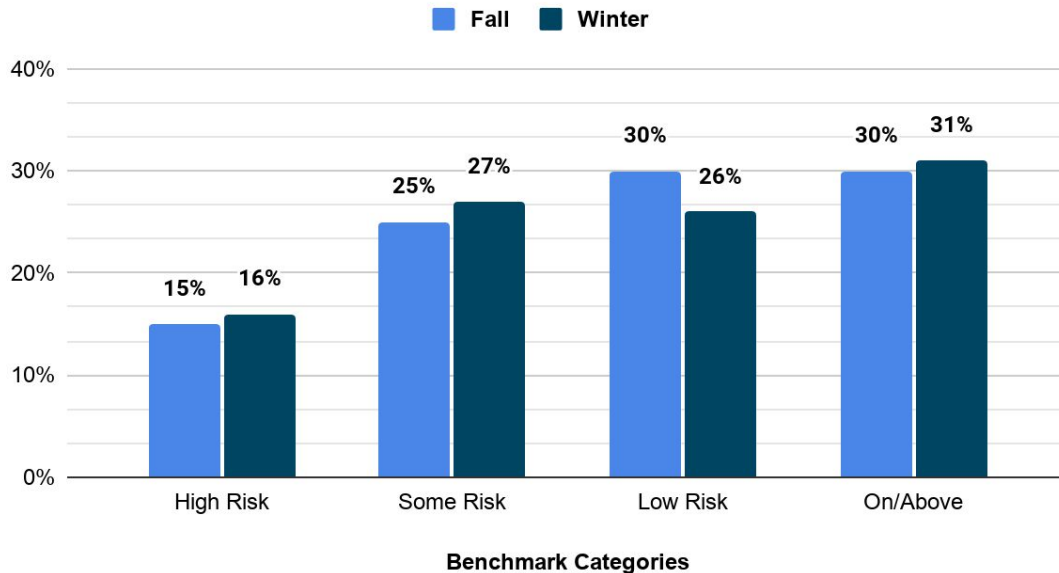
Number of English Learners by
Benchmark Categories w/ Scores

Level	Fall	Winter
High Risk	40	43
Some Risk	57	56
Low Risk	46	43
On/Above	34	35
Total	177	177

CSD Local Assessment 2020-21 English Learners Math Benchmark Results

Fastbridge aMath Benchmark Growth Report Grades 1-8 English Learners

Percent of English Learners w/ Scores by Benchmark Categories



Number of English Learners by
Benchmark Categories w/ Scores

Level	Fall	Winter
High Risk	26	27
Some Risk	42	45
Low Risk	50	44
On/Above	51	53
Total	169	169

CA School Dashboard

English Learner Progress Indicator (ELPI)

The ELPI Status reflects the number of ELs who moved up at least one ELPI level or maintained the ELP criterion (Level 4 on the ELPAC Summative Assessment) from the prior to the current year divided by the number of ELPAC SA takers with both a current and prior year ELPAC SA level.

Status Level	Status Rate Cut Score (...of EL students increased at least one ELPI level or maintained the ELP criterion of Level 4).
Very Low	Less than 35%
Low	35% to less than 45%
Medium	45% to less than 55%
High	55% to less than 65%
Very high	65% or more

CA School Dashboard

English Learner Progress Indicator 2019

*Due to the COVID-19 pandemic, state law has suspended the reporting of state and local indicators on the 2020 [Dashboard](#).

English Learner Progress

All Students State

61.4% making progress towards English language proficiency

Number of EL Students: 57

Progress Levels

Very High = 65% or higher
 High = 55% to less than 65%
 Medium = 45% to less than 55%
 Low = 35% to less than 45%
 Very Low = Less than 35%

Cambrian SD

LEARN MORE
English Learner Progress

All Students State

68.8% making progress towards English language proficiency

Number of EL Students: 64

Progress Levels

Very High = 65% or higher
 High = 55% to less than 65%
 Medium = 45% to less than 55%
 Low = 35% to less than 45%
 Very Low = Less than 35%

View More Details →

Farnham Charter

LEARN MORE
English Learner Progress

All Students State

64.4% making progress towards English language proficiency

Number of EL Students: 45

Progress Levels

Very High = 65% or higher
 High = 55% to less than 65%
 Medium = 45% to less than 55%
 Low = 35% to less than 45%
 Very Low = Less than 35%

View More Details →

Fammatre Charter

LEARN MORE
English Learner Progress

All Students State

75.9% making progress towards English language proficiency

Number of EL Students: 79

Progress Levels

Very High = 65% or higher
 High = 55% to less than 65%
 Medium = 45% to less than 55%
 Low = 35% to less than 45%
 Very Low = Less than 35%

View More Details →

Price Charter

LEARN MORE
English Learner Progress

All Students State

59.3% making progress towards English language proficiency

Number of EL Students: 54

Progress Levels

Very High = 65% or higher
 High = 55% to less than 65%
 Medium = 45% to less than 55%
 Low = 35% to less than 45%
 Very Low = Less than 35%

View More Details →

Sartorette Charter

LEARN MORE
English Learner Progress

All Students State

60.9% making progress towards English language proficiency

Number of EL Students: 46

Progress Levels

Very High = 65% or higher
 High = 55% to less than 65%
 Medium = 45% to less than 55%
 Low = 35% to less than 45%
 Very Low = Less than 35%

View More Details →

Bagby School

LEARN MORE
English Learner Progress

All Students State

63.6% making progress towards English language proficiency

Number of EL Students: 11

Progress Levels

Very High = 65% or higher
 High = 55% to less than 65%
 Medium = 45% to less than 55%
 Low = 35% to less than 45%
 Very Low = Less than 35%

View More Details →

Steindorf K-8

CSD LCAP Goal 1 Annual Measurable Outcome: Increase by one ELPI Level or maintain ELPI status level "Very High"

English Learner Reclassification 2015-16 to 2020-21

*The percent is calculated by dividing the number of current year reclassified students by the prior year's English Learner student enrollment.

	2015-16	2016-17	2017-18	2018-19	2019-20	2020-21
Total ELs	495	462	501	449	432	363
Number of ELs Reclassified	85	142	64	62	64	31
* Percent of ELs Reclassified	17%	29%	14%	12%	14%	7%

CSD LCAP Goal 1 Annual Measurable Outcome Goal: 15%

English Learner Program Needs Assessment Survey for 2021-22 Results



*Includes Elementary VSP students

- [Survey Questions](#)
- Surveyed was emailed and texted 3 times
- Provided in multiple languages (Top CSD 6 languages other than English)
- Survey Window: February 12 through March 3

Site	Total Enrolled	# of EL Ss'	% of EL Ss'	% (#) of Responses
Bagby	374	45	12.0%	19% (24)
Fammatre	441	52	11.8%	18% (23)
Farnham	373	54	14.5%	20% (25)
*Sartorette	627	111	17.7%	13% (16)
Steindorf	459	35	7.6%	15% (19)
Price	920	105	11.4%	16% (20)
CSD	3,148	389	12.4%	30% (126)

English Learner Program Needs Assessment Survey for 2021-22



Discussion



Local Control Accountability Plan 2021-2024



Board Adoption in June 2021

2020-2021
LCAP Annual
Update

2021-2024
LCAP Template

Expenditure
Summary Tables

2021-2022 Budget
Overview for
Parents

- Annual Update: LCAP 19-20 & LCP 20-21
- LCAP 2021-2024
- Budget Overview for Parents 2021-22
- Update LCAP Federal Addendum (per ConApp for 2021-22)
- Local Indicators



Q&A

What's Next?

- Planning for Summer Program
- Complete Summative ELPAC Testing
- ELA/Math Smarter Balanced Assessment
- LCAP Goals, Actions & Services 2021-22 to 2023-24
 - Consolidated Application for 2021-22
 - AB 86 Extended Learning Plan



[DELAC Comment Form](#)

Next DELAC Meeting April 2, 2021 9-10 AM

For more information about CSD DELAC go
to: <https://www.cambriansd.org/Page/1105>

English Learner Program Contacts



- Linh Nguyen, Assistant Superintendent
 - nguyenl@cambriansd.com
- Cindy Ponce, Teacher on Special Assignment, Elementary
 - poncec@cambriansd.com
- Kelly Lonergan, Teacher on Special Assignment, Elementary
 - lonergank@cambriansd.com
- Chrissy Terwilliger, Teacher on Special Assignment, Middle School
 - terwilligerk@cambriansd.com
- Susan Ahmann, Administrative Assistant
 - ahmanns@cambriansd.com

Resources

- CSD English Learner Program Website – <https://www.cambriansd.org/Page/3588>
- CSD Language Program Information: <https://www.cambriansd.org/Page/3486>
- Biliteracy Pathway Awards Program: <https://www.cambriansd.org/Page/3386>
- CA English Learner Website: <https://www.cde.ca.gov/sp/el/>

English Learner Supplemental Programs & Services



English Language
Development



GRAMMAR GALLERY[®]
The Nation's Premier Web-based Grammar Program

