

2018 Bond - Update

December 9, 2020 CBOC
December 16, 2020 BOE

- Total Bond Expenditures
- Projects By Feeder



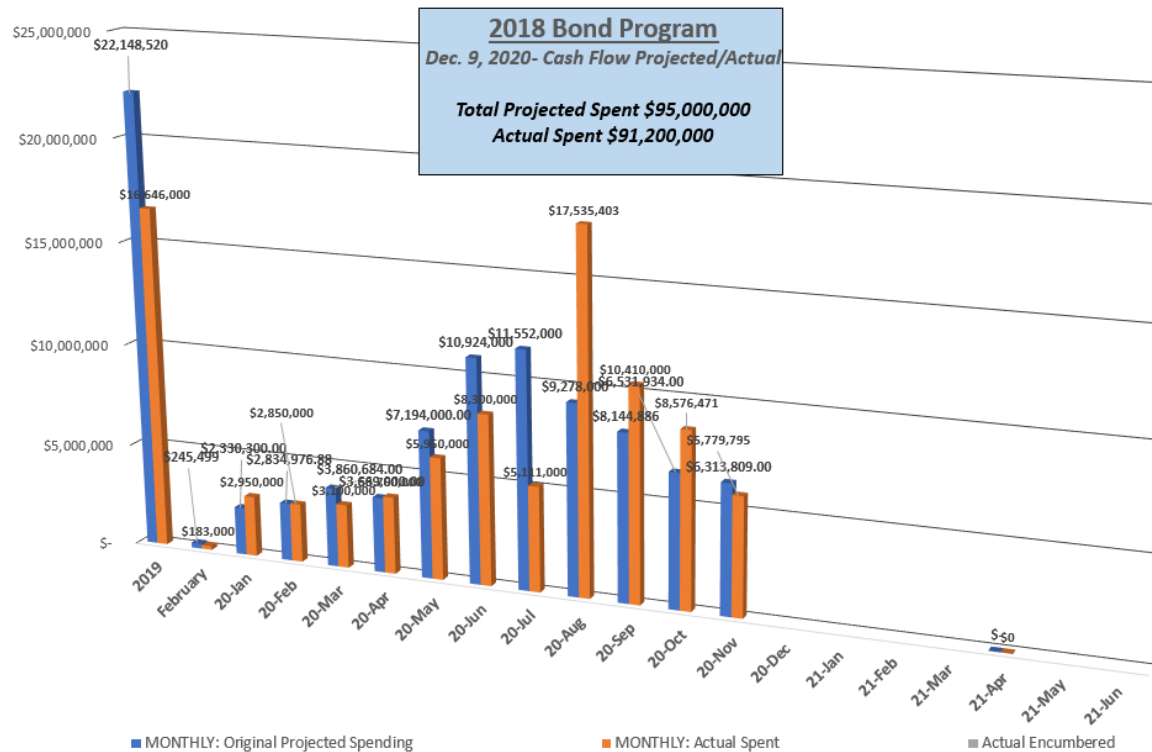
Total Bond Expenditures

Feeder	Total Bond Budget	Total Amount Encumbered
+ BHS	\$18,673,975.91	\$10,757,267.75
+ DW	\$53,684,961.56	\$25,205,265.62
+ LHS	\$22,014,618.30	\$7,968,378.87
+ MVHS	\$65,384,314.25	\$55,267,447.13
+ TVHS	\$38,614,898.50	\$28,936,446.67
Grand Total	*\$198,372,768.52	\$128,134,806.04

* Original Bond	\$149,000,000
Added Bond Premium	\$ 41,180,574
Grants (Head Start / BEST)	\$ 8,192,194



Monthly– Cash Flow Diagram



Berthoud High School - Feeder

Feeder	Total Bond Budget	Total Amount Encumbered
<input type="checkbox"/> BHS	\$18,673,975.91	\$10,757,267.75
Berthoud Elementary	\$5,501,926.00	\$4,451,357.30 *
Berthoud High School	\$5,812,620.00	\$1,872,334.32 *
Ivy Stockwell Elementary	\$4,163,063.50	\$4,001,620.87 *
Turner Middle School/ECE	\$3,196,366.41	\$431,955.26 *

** Roofing is tracked under District Wide summary.
 (Black = 2019 Red = 2020)



Thompson Valley HS - Feeder

Feeder	Total Bond Budget	Total Amount Encumbered
<input type="checkbox"/> TVHS	\$38,614,898.50	\$28,936,446.67
BF Kitchen Elementary	\$2,040,018.50	\$148,130.94 *
Big Thompson Elementary School	\$1,845,474.00	\$262,019.04 *
Carrie Martin Elementary	\$1,165,537.00	\$1,024,873.83 *
Namaqua Elementary School	\$1,447,891.00	\$206,983.06
Sarah Milner Elementary School	\$1,203,018.50	\$1,028,422.61 *
Thompson Valley High School	\$9,055,243.00	\$7,838,464.77 *
TCC/FHS @ VBES	\$18,389,169.00	\$18,198,207.49 *
Walt Clark Middle School	\$3,468,547.50	\$229,344.93 *

* Roofing in 2019 is tracked under District Wide summary.



Mountain View HS - Feeder

Feeder	Total Bond Budget	Total Amount Encumbered	
MVHS	\$65,384,314.25	\$55,267,447.13	
Conrad Ball Middle School	\$2,441,730.00	\$271,083.42	*
High Plains	\$107,205.00	\$12,588.83	
Mary Blair Elementary School	\$1,593,873.50	\$114,515.78	
Monroe Elementary School/ECE	\$1,883,871.25	\$1,614,502.01	*
Mountain View High School	\$5,745,465.00	\$1,686,145.51	*
Riverview PK8	\$45,502,250.00	\$43,880,594.77	
ECE @ Stansberry	\$6,837,485.50	\$6,598,298.91	
Winona Elementary School	\$1,272,434.00	\$1,089,717.90	*

* Roofing in 2019 is tracked under District Wide summary.



Loveland HS - Feeder

Feeder	Total Bond Budget	Total Amount Encumbered
<input type="checkbox"/> LHS	\$22,014,618.30	\$7,968,378.87
Bill Reed Middle School	\$3,134,777.75	\$244,570.51 *
Centennial Elementary School	\$1,081,133.50	\$133,538.52 *
Cottonwood Elementary School	\$1,235,504.50	\$87,709.52 *
Coyote Ridge Elementary School	\$847,113.50	\$84,844.62
Garfield Elementary	\$1,588,793.50	\$363,819.56 *
L. Edmondson Elementary/ECE	\$1,160,290.25	\$189,206.66 *
Lincoln Elementary School	\$1,049,123.50	\$362,074.48 *
Loveland High School	\$7,270,642.80	\$6,125,109.45 *
Lucile Erwin Middle School	\$2,377,599.50	\$124,224.13 *
Ponderosa Elementary School	\$746,421.00	\$179,935.02
Truscott Elementary School	\$1,523,218.50	\$73,346.40 *

* Roofing in 2019 is tracked under District Wide summary.



District Wide - Summary

Feeder	Total Bond Budget	Total Amount Encumbered
<input type="checkbox"/> DW	\$53,684,961.56	\$25,205,265.62
Bond Contingency	\$11,213,184.89	\$0.00
Bond Inflation	\$3,695,396.03	\$0.00
Bond Management	\$3,443,915.93	\$1,046,666.62
Charter Schools	\$1,300,000.00	\$1,000,947.33
Community Connections	\$386,296.75	\$39,072.83
District Wide Furniture	\$4,972,500.00	\$910,702.25
Environmental	\$1,235,120.96	\$163,512.19
Ferguson High School	\$915,727.50	\$390,692.75
Roofing	\$13,324,555.00	\$9,936,692.57
Security	\$5,765,000.00	\$5,601,560.42
Support Buildings/DW Projects/IT	\$7,433,264.50	\$6,115,418.66



Bond Work Summary

Fall 2019 – Summer 2020

- ✓ Bond Work in 22 schools
- ✓ Bond Work in 3 Support Buildings

Winter Break 2020/2021

- ✓ Bond Work in 14 schools
- ✓ Bond Work in 1 Support Building

Fall 2020 – Summer 2021

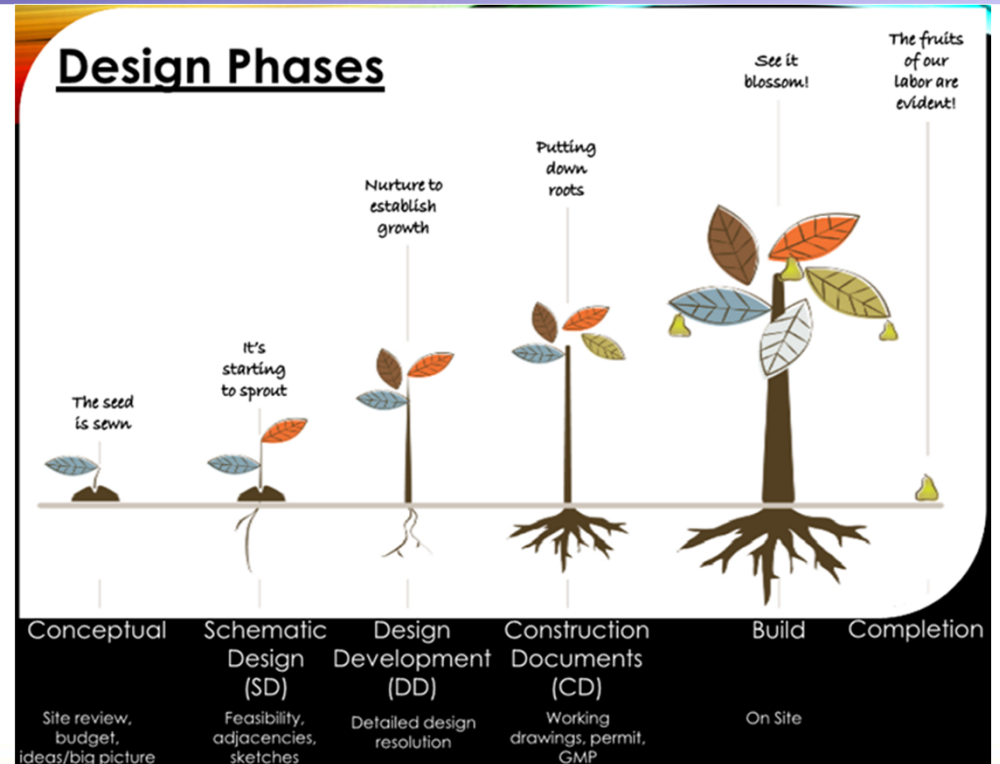
- ✓ Bond Work in 31 schools
- ✓ Bond Work in 1 Support Building



Loveland HS Feeder

Bill Reed MS, Lincoln ES, Garfield ES

- ✓ Construction Documents are complete.
- ✓ DAG – final reporting



TVHS Feeder

TVHS

- ✓ Media Center to be complete early January
- ✓ Courtyard and Main Entry – improvement reviews
- ✓ Ray Patterson – Master Plan review

Design Development:

Walt Clark MS, Namaqua ES

Big Thompson ES, BF Kitchen ES



MVHS Feeder

Mountain View High School

- ✓ Construction Documents complete
- ✓ Submitted to State of Colorado for permit
- ✓ Early January: Pricing review
- ✓ Evaluating potential artificial turf. The new lights allow for excessive use.



BHS Feeder

Berthoud HS / Turner MS

- ✓ 12/11: Design Development Estimate
- ✓ Winter Break: Abatement of flooring (polish concrete summer)
- ✓ 2/5/2021: Permit submittal to the State of Colorado

Turner MS: New Furniture
over Thanksgiving Break



Early Childhood Education at Stansberry



Parking lot Expansion: Provide staff parking to create more efficient parent drop off and pick up at main entry.

Now:

- ✓ Small work of the Head Start Grant.
- ✓ Planning for Cooling, Playground, Furniture Upgrades

Riverview PK-8

North



Parent
Drop Off

Main Entry



Riverview PK-8



THOMPSON
SCHOOL DISTRICT

www.thompsonschoools.org

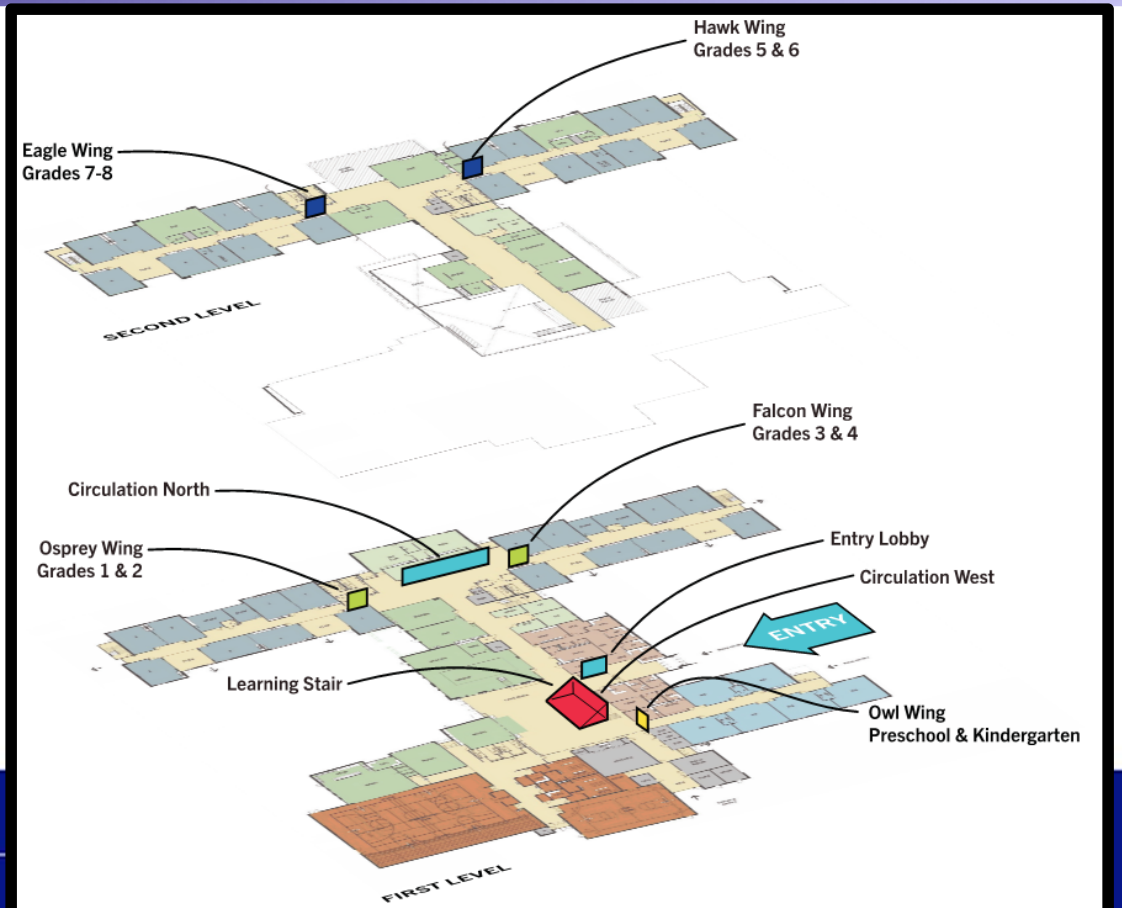
#WeAreThompson



Riverview PK-8

Graphics:

- ✓ Process
- ✓ Intriguing to students
- ✓ Educational
- ✓ Brain-based learning
 - Simulate environments
 - Selective colors
 - Activity Based



Riverview PK-8



Main Entry



www.thompsonschoools.org

#WeAreThompson



Riverview PK-8

Raptors Varied for Grade Levels

Owl
Preschool &
Kindergarten



Textures, Colors & Body Parts

- Feathers
- Eyes
- Wings
- Beak
- Feet / Claws

Osprey
Grades 1 & 2



Family & Habitat

- "River Hawk" - Feeds on Fish
- Hook Beak
- Large Talons
- Predator and Prey

Falcon
Grades 3 & 4



Physical Traits

- Skeletal structure & Wing Shape
- Fastest animal on earth (242 mph!)
- Range - found on all continents

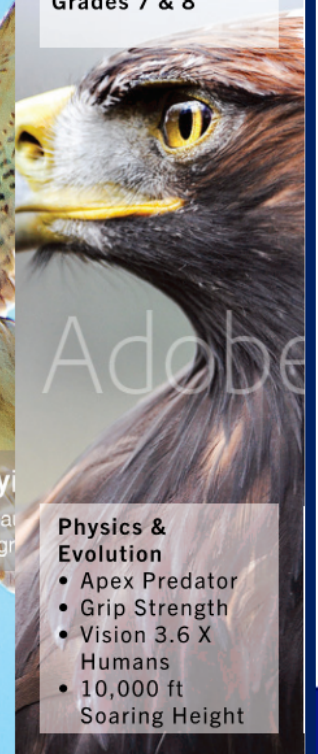
Hawk
Grades 5 & 6



Relationship to the Natural Environment


- Riding updrafts
- Hunt as a team
- Screech to find a mate

Eagle
Grades 7 & 8



Physics & Evolution

- Apex Predator
- Grip Strength
- Vision 3.6 X Humans
- 10,000 ft Soaring Height



OWL WING

Pre-K



OSPREY WING

1st / 2nd



EAGLE WING

7th / 8th



FALCON WING

3rd / 4th




HAWK WING

5th / 6th

WeAreThompson






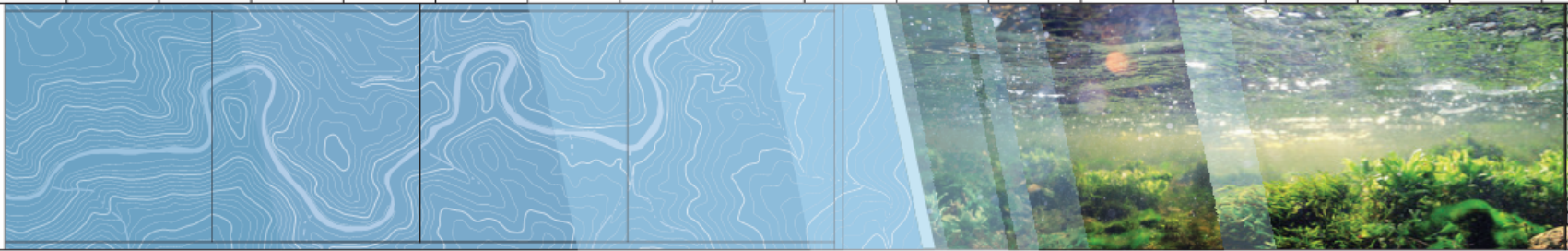

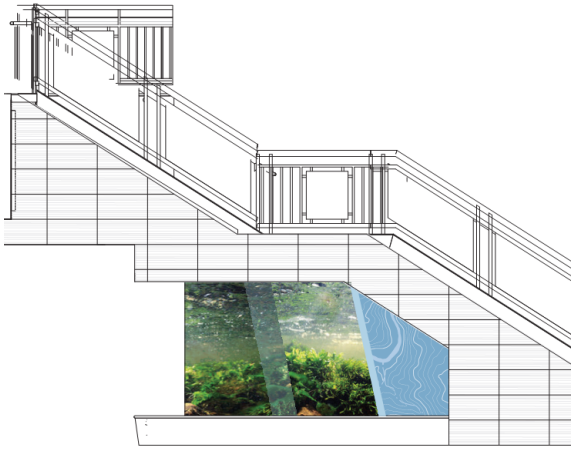
Riverview PK-8



Learning Stair
(from Entry)



Learning Stair



FF&E – Refresh Schedule

October Update
 ✓ COVID19 impact
 ✓ Exciting upgrades

Today's Update:
 ✓ Phase 1- status
 ✓ Phase 2- update

	PILOT PHASE	PHASE 1	PHASE 2	PHASE 3	PHASE 4
Principal Kickoff	Dec 2019	Mar 2020	Fall 2020	Jan 2021	Mar 2021
Focus Group Meetings	Jan-Feb 2020	Apr-May 2020	Fall 2020	Feb-Mar 2021	Apr-May 2021
Furniture Installation	Aug 2020	Fall 2020	Early 2021	Fall 2021	Late 2021
BHS FEEDER	Berthoud Elementary	Turner Middle	Berthoud High		
	Ivy Stockwell Elementary				
LHS FEEDER		Bill Reed Middle	Loveland High	L. Edmondson Elementary	Coyote Ridge Elementary
		Garfield Elementary	Cottonwood Plains Elementary	Lincoln Elementary	Ponderosa Elementary
		Truscott Elementary	Centennial Elementary	Lucile Erwin Middle	
MVHS FEEDER		Monroe Elementary		Mountain View High	High Plains EC-8
		Winona Elementary	Mary Blair Elementary		Conrad Ball Middle
TVHS FEEDER		Big Thompson Elementary	Sarah Milner Elementary	Namaqua Elementary	Carrie Martin Elementary
		BF Kitchen Elementary	Thompson Valley High	Walt Clark Middle	



Thank You Voters!



**YOUR 2018 BOND
DOLLARS AT WORK!**



www.thompsonschoools.org

#WeAreThompson

