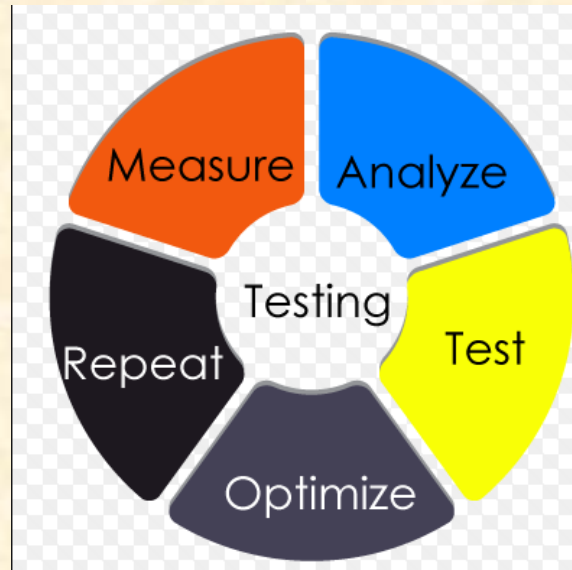


PARCC Results 2016-2017 School Year



Dr. Melissa McCooley
August 21, 2017

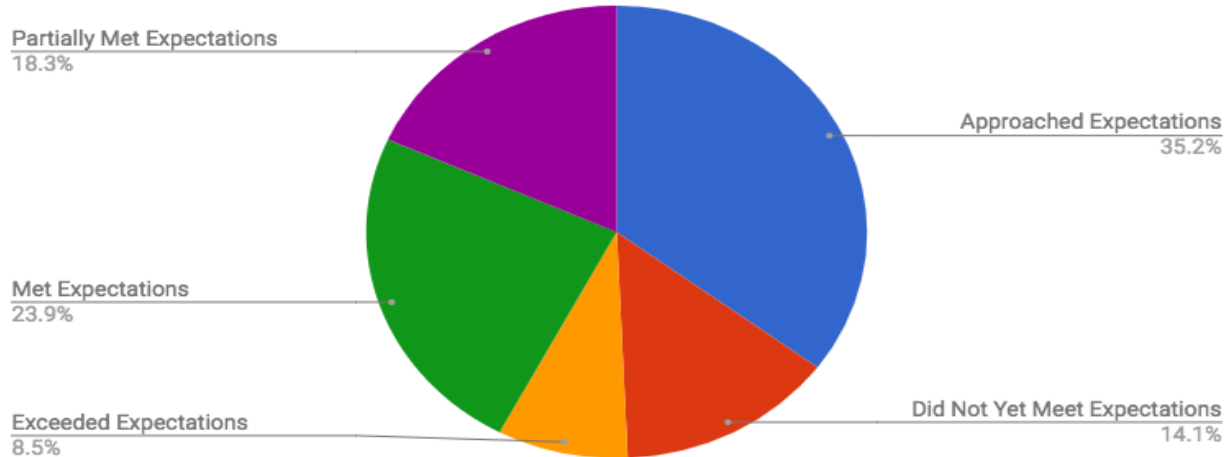
Percent Tested

- 723 students eligible to test
- Only 13 parent refusals
- 1.8 %
- 98.2%!!!

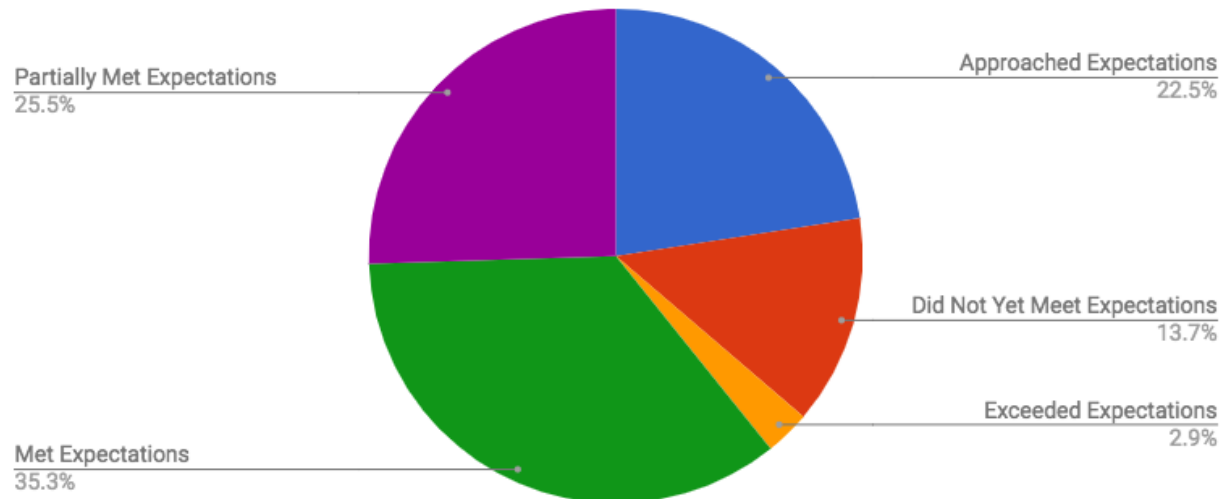


Grade 3 Math

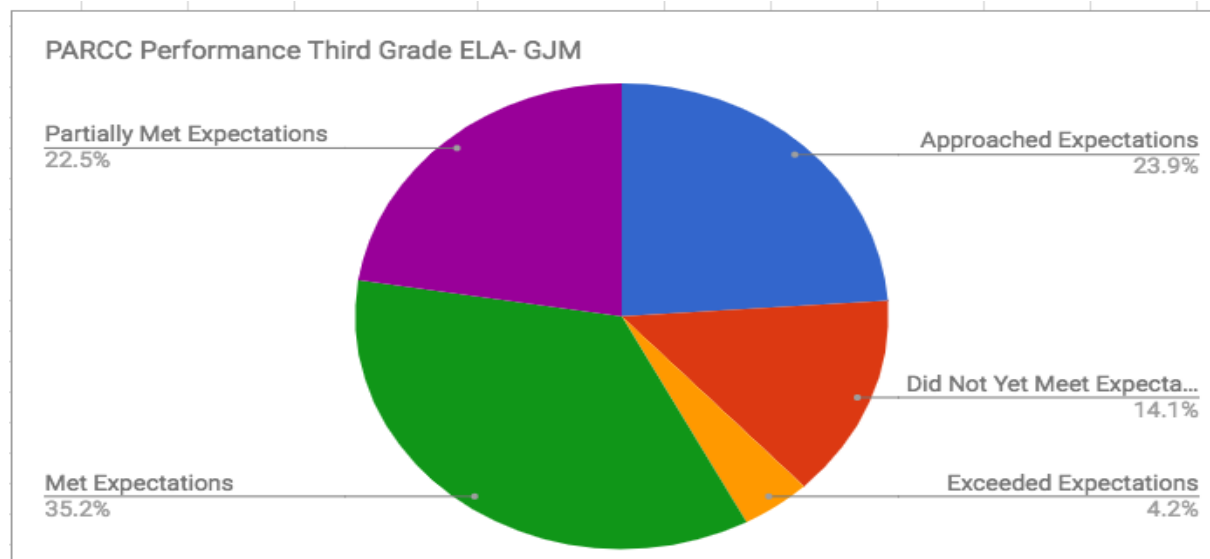
PARCC Performance Third Grade- GJM



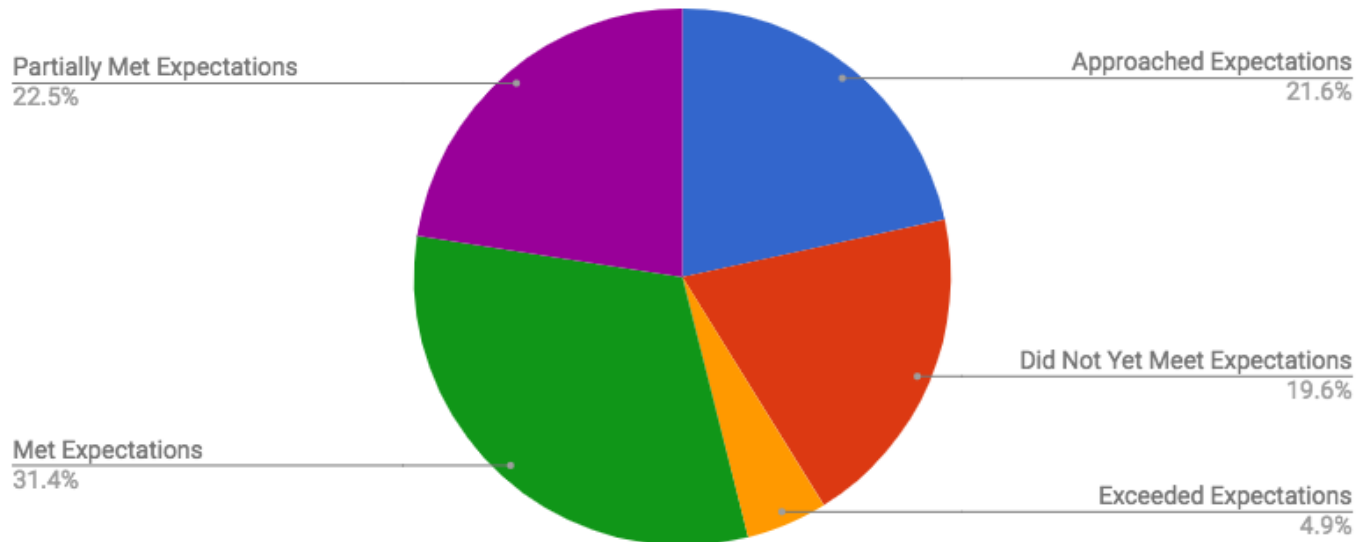
PARCC Performance Third Grade- FP



Grade 3 ELA



2017 PARCC Performance Third Grade ELA- FP



Grade 4 Math

PARCC Performance Fourth Grade- GJM

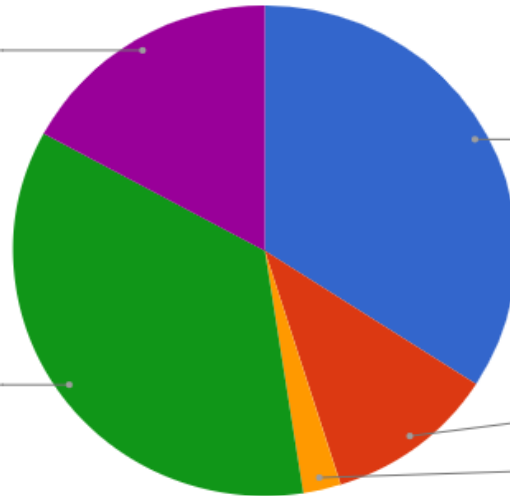
Partially Met Expectations
17.1%

Met Expectations
35.4%

Approached Expectations
34.1%

Did Not Yet Meet Expectations
11.0%

Exceeded Expectations
2.4%



PARCC Performance Fourth Grade- FP

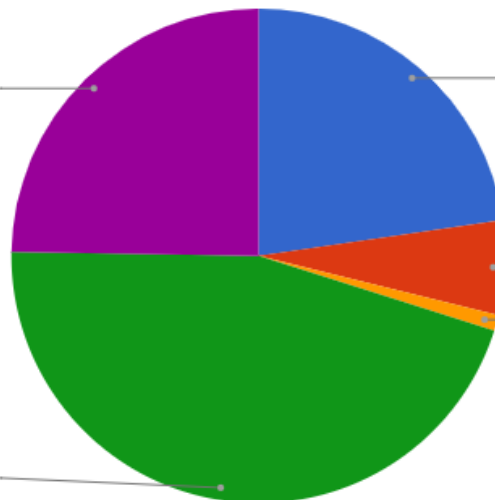
Partially Met Expectations
24.7%

Met Expectations
45.4%

Approached Expectations
22.7%

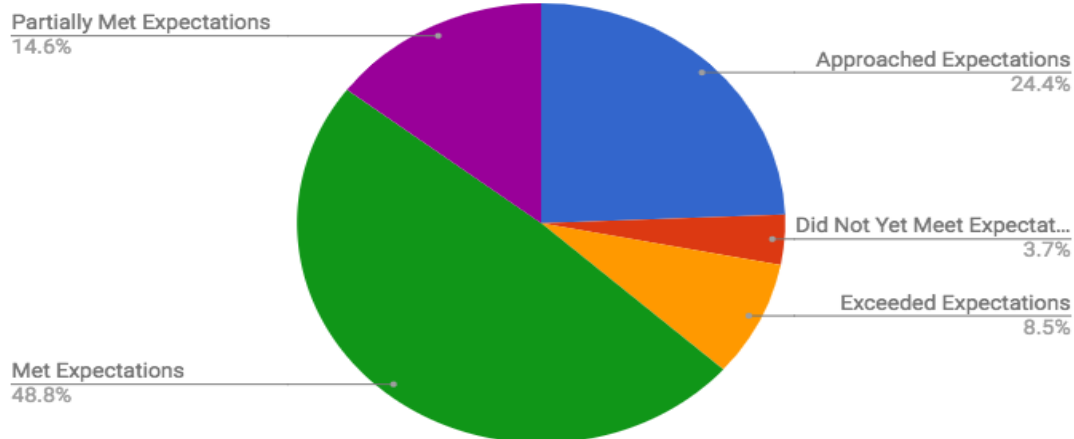
Did Not Yet Meet Expectations
6.2%

Exceeded Expectations
1.0%

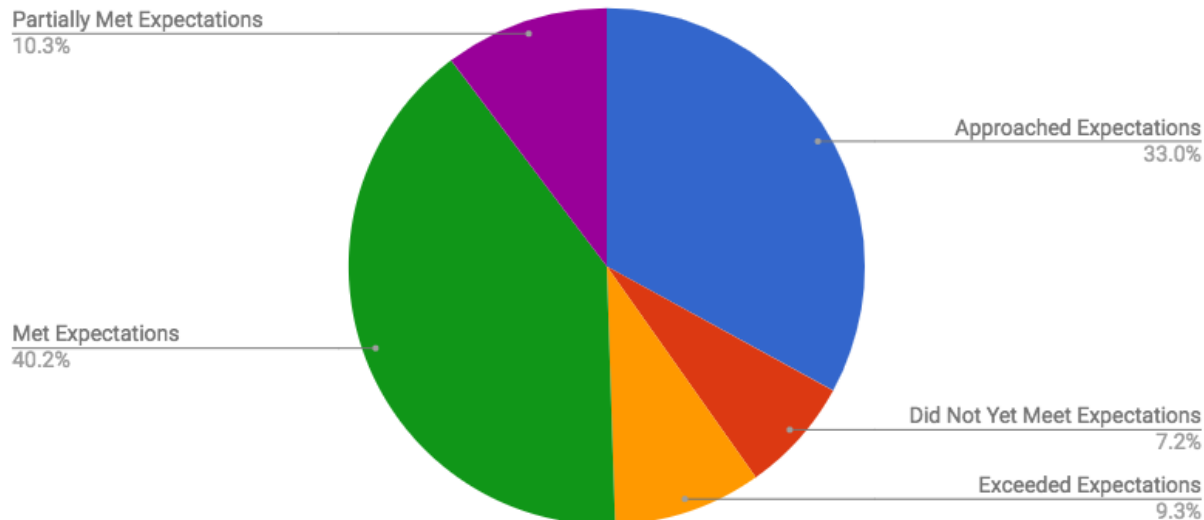


Grade 4 ELA

2017 PARCC Performance Fourth Grade ELA- GJM



2017 PARCC Performance Fourth Grade ELA- FP



Grade 5 Math

PARCC Performance Fifth Grade- GJM

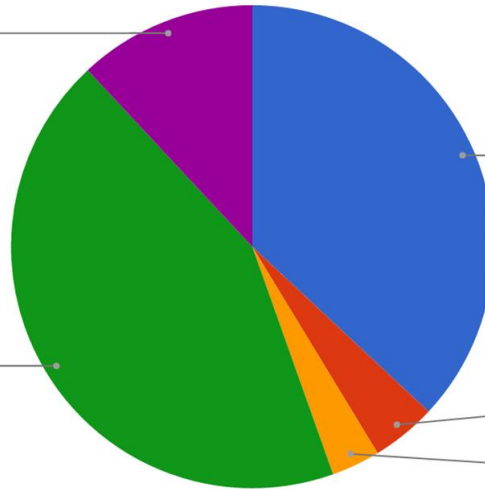
Partially Met Expectations
12.0%

Met Expectations
43.5%

Approached Expectations
37.0%

Did Not Yet Meet Expectations
4.3%

Exceeded Expectations
3.3%



Count of Performance Level

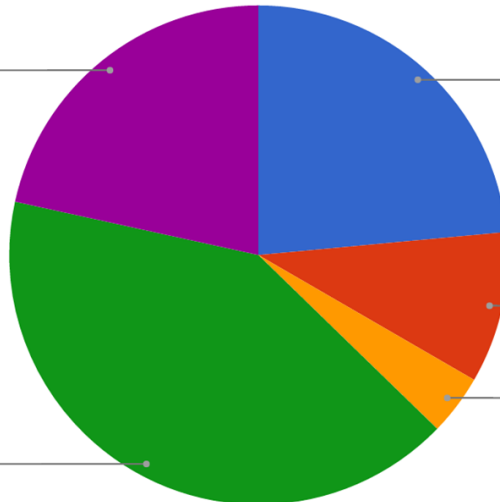
Partially Met Expectations
21.6%

Met Expectations
41.2%

Approached Expectations
23.5%

Did Not Yet Meet Expectations
9.8%

Exceeded Expectations
3.9%



Grade 5 ELA

Count of Performance Level

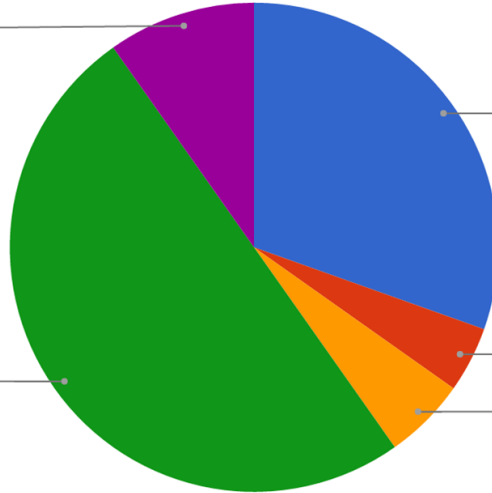
Partially Met Expectations
9.8%

Met Expectations
50.0%

Approached Expectations
30.4%

Did Not Yet Meet Expectations
4.3%

Exceeded Expectations
5.4%



2017 PARCC Performance Fifth Grade ELA- FP

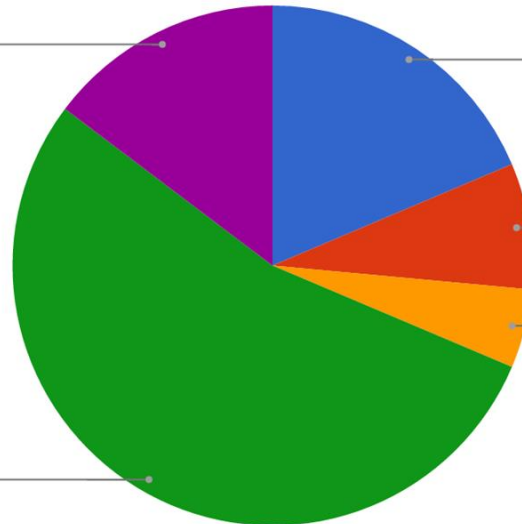
Partially Met Expectations
14.7%

Met Expectations
53.9%

Approached Expectations
18.6%

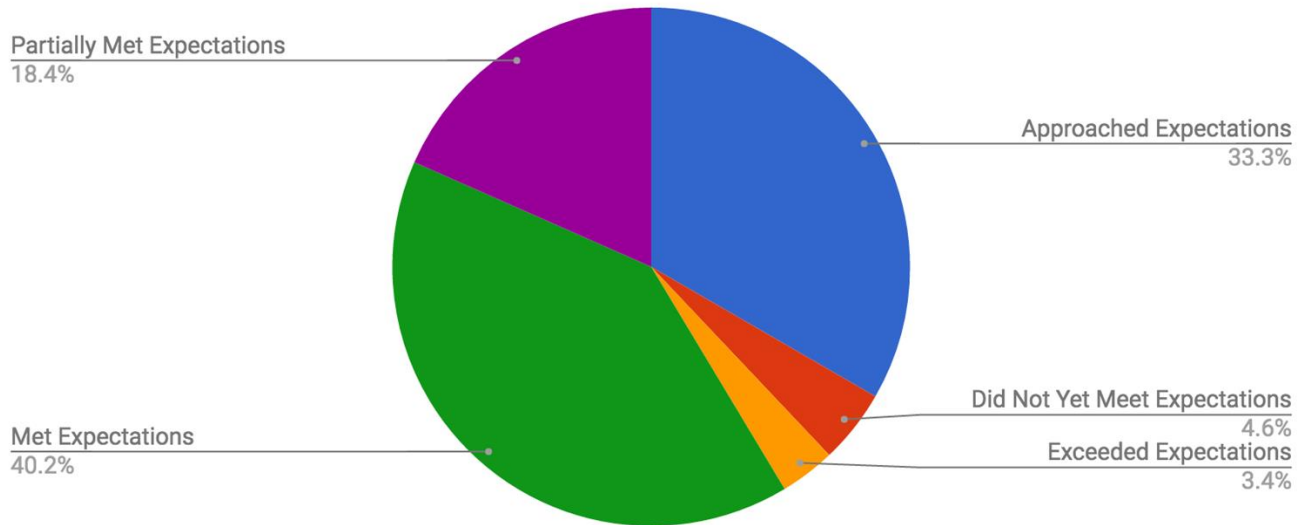
Did Not Yet Meet Expectations
7.8%

Exceeded Expectations
4.9%

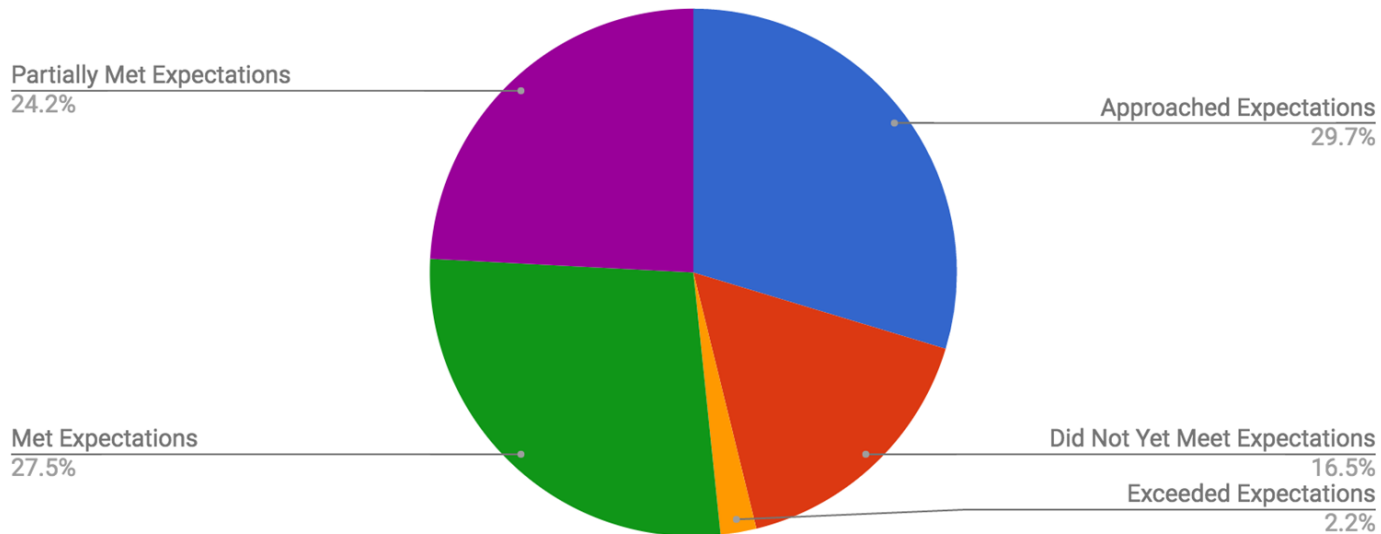


Grade 6 Math

PARCC Performance Sixth Grade- GJM



PARCC Performance Sixth Grade- FP



Grade 6 ELA

Count of Performance Level

Partially Met Expectations

7.0%

Approached Expectations

24.4%

Did Not Yet Meet Expectations

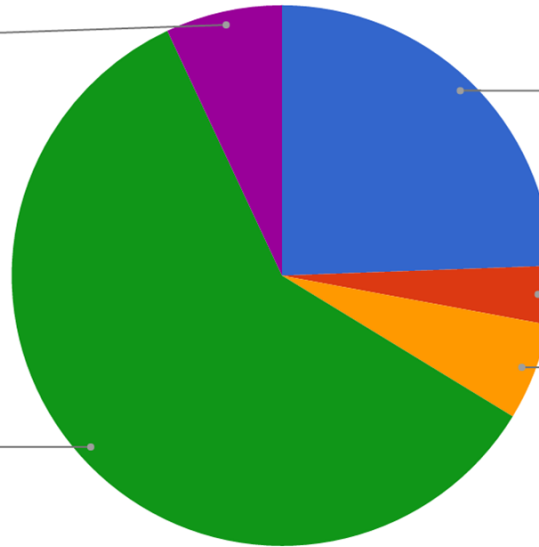
3.5%

Exceeded Expectations

5.8%

Met Expectations

59.3%



2017 PARCC Performance Sixth Grade ELA- FP

Partially Met Expectations

13.3%

Approached Expectations

28.9%

Did Not Yet Meet Expectations

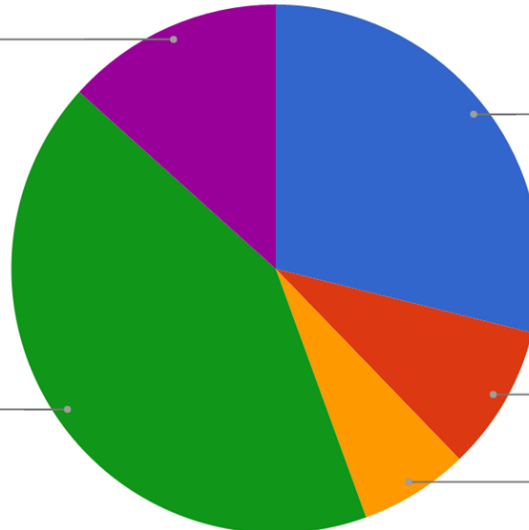
8.9%

Exceeded Expectations

6.7%

Met Expectations




42.2%






Growth- Math

Cohorts- Math




Frog Pond- 6th Grade

16-17- 6th Grade	29.7%	
15-16- 5th Grade	39.1%	
14-15- 4th Grade	28.9%	




Mitchell- 6th Grade

16-17- 6th Grade	43.6%	
15-16- 5th Grade	37.0%	
14-15- 4th Grade	32.9%	



Frog Pond- 5th Grade

16-17- 5th Grade	45.1%	
15-16- 4th Grade	23.0%	
14-15- 3rd Grade	35.0%	



Mitchell- 5th Grade

16-17- 5th Grade	46.8%	
15-16- 4th Grade	32.5%	
14-15- 3rd Grade	31.7%	







Frog Pond- 4th Grade

16-17- 4th Grade	46.4%	
15-16- 3rd Grade	35.1%	

Mitchell- 4th Grade

16-17- 4th Grade	37.8%	
15-16- 3rd Grade	33.8%	

Growth-ELA

Cohorts- ELA					
Frog Pond- 6th Grade			Mitchell- 6th Grade		
16-17- 6th Grade	48.9%		16-17- 6th Grade	65.1%	
15-16- 5th Grade	49.5%		15-16- 5th Grade	61.7%	
14-15- 4th Grade	44.0%		14-15- 4th Grade	60.5%	
Frog Pond- 5th Grade			Mitchell- 5th Grade		
16-17- 5th Grade	58.8%		16-17- 5th Grade	54.4%	
15-16- 4th Grade	58.3%		15-16- 4th Grade	54.2%	
14-15- 3rd Grade	36.2%		14-15- 3rd Grade	34.6%	
Frog Pond- 4th Grade			Mitchell- 4th Grade		
16-17- 4th Grade	49.5%		16-17- 4th Grade	57.3%	
15-16- 3rd Grade	36.2%		15-16- 3rd Grade	34.6%	

So what's next????

- Standards Based Grading
- PLC----DATA!!!!
- Roadmaps Aligned (working document)
- Rigorous Expectations (starting in PreK)
- Parent Involvement/Informational Sessions
- PD Plan
- Strategic Plan
- Board/District Goals
- DIFFERENTIATION!!!!!!!!!!!!!!



Working together toward a common goal.....



mmccooley@lehsd.k12.nj.us

609-296-1719 x1010

609-703-8563