

**RED CREEK CENTRAL SCHOOL DISTRICT**

**BASIC FINANCIAL STATEMENTS**

**For Year Ended June 30, 2022**



**MENGEL METZGER BARR & CO. LLP**

Certified Public Accountants

# TABLE OF CONTENTS

	<b>Pages</b>
Independent Auditors' Report	1 - 3
Management's Discussion and Analysis (Unaudited)	4 - 13
<b>Basic Financial Statements:</b>	
Statement of Net Position	14
Statement of Activities and Changes in Net Position	15
Balance Sheet - Governmental Funds	16
Statement of Revenues, Expenditures, and Changes in Fund Balances - Governmental Funds	17
Reconciliation of Governmental Funds Statement of Revenues, Expenditures, and Changes in Fund Balances to Statement of Activities	18
Statement of Fiduciary Net Position and Statement of Changes in Fiduciary Net Position	19
<b>Notes to the Basic Financial Statements:</b>	20 - 49
<b>Required Supplementary Information:</b>	
Schedule of Changes in District's Total OPEB Liability and Related Ratio	50
Schedule of the District's Proportionate Share of the Net Pension Liability	51
Schedule of District Contributions	52
Schedule of Revenues, Expenditures and Changes in Fund Balance - Budget (Non-GAAP Basis) and Actual - General Fund	53 - 54
<b>Supplementary Information:</b>	
Schedule of Change from Adopted Budget to Final Budget and Real Property Tax Limit - General Fund	55
Schedule of Capital Projects Fund - Project Expenditures and Financing Resources	56
Combining Balance Sheet - Nonmajor Governmental Funds	57
Combining Statement of Revenues, Expenditures and Changes in Fund Balances - Nonmajor Governmental Funds	58
Net Investment in Capital Assets	59
Schedule of Expenditures of Federal Awards	60
Report on Internal Control Over Financial Reporting and on Compliance and Other Matters Based on an Audit of Financial Statements Performed in Accordance with Government Auditing Standards	61 - 62

## INDEPENDENT AUDITORS' REPORT

To the Board of Education  
Red Creek Central School District, New York

### Report on the Audit of the Financial Statements

#### *Opinions*

We have audited the financial statements of the governmental activities, each major fund, and the aggregate remaining fund information of Red Creek Central School District, New York, as of and for the year ended June 30, 2022, and the related notes to the financial statements, which collectively comprise the District's basic financial statements as listed in the table of contents.

In our opinion, the accompanying financial statements present fairly, in all material respects, the respective financial position of the governmental activities, each major fund, and the aggregate remaining fund information of the Red Creek Central School District, New York, as of June 30, 2022, and the respective changes in financial position and, where applicable, cash flows thereof for the year then ended in accordance with accounting principles generally accepted in the United States of America.

#### *Basis for Opinions*

We conducted our audit in accordance with auditing standards generally accepted in the United States of America (GAAS) and the standards applicable to financial audits contained in *Government Auditing Standards*, issued by the Comptroller General of the United States. Our responsibilities under those standards are further described in the Auditor's Responsibilities for the Audit of the Financial Statements section of our report. We are required to be independent of Red Creek Central School District and to meet our other ethical responsibilities, in accordance with the relevant ethical requirements relating to our audit. We believe that the audit evidence we have obtained is sufficient and appropriate to provide a basis for our audit opinions.

#### *Responsibilities of Management for the Financial Statements*

Red Creek Central School District's management is responsible for the preparation and fair presentation of the financial statements in accordance with accounting principles generally accepted in the United States of America, and for the design, implementation, and maintenance of internal control relevant to the preparation and fair presentation of financial statements that are free from material misstatement, whether due to fraud or error.

In preparing the financial statements, management is required to evaluate whether there are conditions or events, considered in the aggregate, that raise substantial doubt about the District's ability to continue as a going concern for one year after the date that the financial statements are issued.

### ***Auditor's Responsibilities for the Audit of the Financial Statements***

Our objectives are to obtain reasonable assurance about whether the financial statements as a whole are free from material misstatement, whether due to fraud or error, and to issue an auditor's report that includes our opinions. Reasonable assurance is a high level of assurance but is not absolute assurance and therefore is not a guarantee that an audit conducted in accordance with GAAS will always detect a material misstatement when it exists. The risk of not detecting a material misstatement resulting from fraud is higher than for one resulting from error, as fraud may involve collusion, forgery, intentional omissions, misrepresentations, or the override of internal control. Misstatements are considered material if there is a substantial likelihood that, individually or in the aggregate, they would influence the judgment made by a reasonable user based on the financial statements.

In performing an audit in accordance with GAAS, we:

- Exercise professional judgment and maintain professional skepticism throughout the audit.
- Identify and assess the risks of material misstatement of the financial statements, whether due to fraud or error, and design and perform audit procedures responsive to those risks. Such procedures include examining, on a test basis, evidence regarding the amounts and disclosures in the financial statements.
- Obtain an understanding of internal control relevant to the audit in order to design audit procedures that are appropriate in the circumstances, but not for the purpose of expressing an opinion on the effectiveness of the District's internal control. Accordingly, no such opinion is expressed.
- Evaluate the appropriateness of accounting policies used and the reasonableness of significant accounting estimates made by management, as well as evaluate the overall presentation of the financial statements.
- Conclude whether, in our judgment, there are conditions or events, considered in the aggregate, that raise substantial doubt about the District's ability to continue as a going concern for a reasonable period of time.

We are required to communicate with those charged with governance regarding, among other matters, the planned scope and timing of the audit, significant audit findings, and certain internal control-related matters that we identified during the audit.

### ***Required Supplementary Information***

Accounting principles generally accepted in the United States of America require that the management's discussion and analysis, schedule of changes in District's total OPEB liability and related ratio, schedule of the District's proportionate share of the net pension liability, schedule of District contributions, and budgetary comparison information on pages 4-13 and 50-54 be presented to supplement the basic financial statements. Such information is the responsibility of management and, although not a part of the basic financial statements, is required by the Governmental Accounting Standards Board who considers it to be an essential part of financial reporting for placing the basic financial statements in an appropriate operational, economic, or historical context. We have applied certain limited procedures to the required supplementary information in accordance with auditing standards generally accepted in the United States of America, which consisted of inquiries of management about the methods of preparing the information and comparing the information for consistency with management's responses to our inquiries, the basic financial statements, and other knowledge we obtained during our audit of the basic financial statements. We do not express an opinion or provide any assurance on the information because the limited procedures do not provide us with sufficient evidence to express an opinion or provide any assurance.

### ***Supplementary Information***

Our audit was conducted for the purpose of forming opinions on the financial statements that collectively comprise Red Creek Central School District's basic financial statements. The accompanying supplemental information as listed in the table of contents and schedule of expenditures of federal awards, as required by Title 2 U.S. Code of Federal Regulations, Part 200, Uniform Administrative Requirements, Cost Principles, and Audit Requirements for Federal Awards are presented for purposes of additional analysis and are not a required part of the basic financial statements.

The accompanying supplementary information as listed in the table of contents and schedule of expenditures of federal awards is the responsibility of management and was derived from and relates directly to the underlying accounting and other records used to prepare the basic financial statements. Such information has been subjected to the auditing procedures applied in the audit of the basic financial statements and certain additional procedures, including comparing and reconciling such information directly to the underlying accounting and other records used to prepare the basic financial statements or to the basic financial statements themselves, and other additional procedures in accordance with auditing standards generally accepted in the United States of America. In our opinion, the supplementary information as listed in the table of contents and schedule of expenditures of federal awards is fairly stated, in all material respects, in relation to the basic financial statements as a whole.

### ***Other Information***

As described in Note II to the financial statements, the District adopted GASB Statement No. 87, *Leases*. As a result, the beginning net position has been restated. Our opinion is not modified with respect to this matter.

### ***Other Reporting Required by Government Auditing Standards***

In accordance with *Government Auditing Standards*, we have also issued our report dated October 12, 2022 on our consideration of Red Creek Central School District's internal control over financial reporting and on our tests of its compliance with certain provisions of laws, regulations, contracts, and grant agreements and other matters. The purpose of that report is solely to describe the scope of our testing of internal control over financial reporting and compliance and the results of that testing, and not to provide an opinion on the effectiveness of internal control over financial reporting or on compliance. That report is an integral part of an audit performed in accordance with *Government Auditing Standards* in considering Red Creek Central School District's internal control over financial reporting and compliance.

*Mengel, Metzger, Barw & Co. LLP*

Rochester, New York  
October 12, 2022

**Red Creek Central School District**  
**Management's Discussion and Analysis**  
**For the Fiscal Year Ended June 30, 2022**

The following is a discussion and analysis of the School District's financial performance for the fiscal year ended June 30, 2022. This section is a summary of the School District's financial activities based on currently known facts, decisions, and/or conditions. It is also based on both the government-wide and fund-based financial statements. The results of the current year are discussed in comparison with the prior year, with an emphasis placed on the current year. This section is only an introduction and should be read in conjunction with the School District's financial statements, which immediately follow this section.

**Financial Highlights**

At the close of the fiscal year, the total liabilities plus deferred outflows (what the district owes) exceeded its total assets plus deferred inflows (what the district owns) by \$3,392,406 (net position), an increase of \$3,263,237 from the prior year due to the paydown of bonds in the current year, and the recognition of a net pension asset for the New York State Retirement Systems.

As of the close of the fiscal year, the School District's governmental funds reported combined fund balances of \$8,103,310, a decrease of \$168,282 in comparison with the prior year as a result of spending down the balance of the reconstruction project in the capital projects fund.

General revenues, which include Federal and State Aid and Real Property Taxes, accounted for \$22,080,175, or 89% of all revenues. Program specific revenues in the form of Charges for Services and Operating Grants and Contributions accounted for \$2,845,552, or 11% of total revenues.

**Overview of the Financial Statements**

This management's discussion and analysis is intended to serve as an introduction to the School District's basic financial statements. The School District's basic financial statements are comprised of three components: (1) government-wide financial statements, (2) fund financial statements and (3) notes to the financial statements. This report also contains individual fund statements and schedules in addition to the basic financial statements.

*Government-Wide Financial Statements*

The *government-wide financial statements* are designed to provide readers with a broad overview of the School District's finances, in a manner similar to a private-sector business.

The *statement of net position* presents information on all of the School District's assets plus deferred outflow of resources and liabilities plus deferred inflow of resources, with the difference between the two reported as *net position*. Over time, increases or decreases in net position may serve as a useful indicator of whether the financial position of the School District is improving or deteriorating.

The *statement of activities* presents information showing how the government's net position changed during the most recent fiscal year. All changes in net position are reported as soon as the underlying event giving rise to the change occurs, regardless of the timing of related cash flows.

The *governmental* activities of the School District include instruction, pupil transportation, cost of food sales, general administrative support, community service, and interest on long-term debt.

The government-wide financial statements can be found on the pages immediately following this section as the first two pages of the basic financial statements.

### *Fund Financial Statements*

A *fund* is a grouping of related accounts that is used to maintain control over resources that have been segregated for specific activities or objectives. The School District, like other state and local governments, uses fund accounting to ensure and demonstrate compliance with finance related legal requirements. All of the funds of the School District can be divided into two categories: governmental funds and fiduciary funds.

*Governmental funds* are used to account for essentially the same functions reported as *governmental activities* in the government-wide financial statements. However, unlike the government-wide financial statements, governmental fund financial statements focus on *near-term inflows and outflows of spendable resources*, as well as on *balances of spendable resources* available at the end of the fiscal year. Such information may be useful in evaluating the School District's near-term financing requirements.

Because the focus of governmental funds is narrower than that of the government-wide financial statements, it is useful to compare the information presented for *governmental funds* with similar information presented for *governmental activities* in the government-wide financial statements. By doing so, readers may better understand the long-term impact of the government's near term financing decisions. Both the governmental fund balance sheet and the governmental fund statement of revenues, expenditures, and changes in fund balances provide a reconciliation to facilitate this comparison between *governmental funds* and *governmental activities*.

The School District maintains six individual governmental funds; the General Fund, Special Aid Fund, Debt Service Fund, School Lunch Fund, Miscellaneous Special Revenue Fund, and Capital Projects Fund. Information is presented separately in the governmental fund balance sheet and in the governmental fund statement of revenues, expenditures and changes in fund balances for the general fund, the special aid fund, and the capital projects fund, which are reported as major funds. Data for the school lunch fund, Miscellaneous Special Revenue, and the debt service fund are aggregated into a single column and reported as non-major funds.

The School District adopts, and voters approve an annual budget for its General Fund. A budgetary comparison statement has been provided for the General Fund within the basic financial statements to demonstrate compliance with the budget.

The *Fiduciary Funds* are used to account for assets held by the School District in an agency capacity which accounts for assets held by the School District on behalf of others. Fiduciary funds are not reflected in the government-wide financial statement because the resources of these funds are *not* available to support the School District's programs.

The financial statements for the governmental and fiduciary funds can be found in the basic financial statement section of this report.

<b><u>Major Feature of the District-Wide and Fund Financial Statements</u></b>			
	<b>Government-Wide Statements</b>	<b>Fund Financial Statements</b>	
		<u>Governmental Funds</u>	<u>Fiduciary Funds</u>
Scope	Entire District (except fiduciary funds)	The activities of the School District that are not proprietary or fiduciary, such as special education, scholarship programs, and building maintenance	Instances in which the School District administers resources on behalf of someone else, such as student activities monies
Required financial statements	Statement of net position Statement of activities	Balance sheet Statement of revenues, expenditures, and changes in fund balance	Statement of fiduciary net position statement of changes in fiduciary net position
Accounting basis and measurement focus	Accrual accounting and economic resources focus	Modified accrual accounting and current financial focus	Accrual accounting and economic resources focus
Type of asset/liability information	All assets and liabilities, both financial and capital, short-term and long-term	Generally, assets expected to be used up and liabilities that come due during the year or soon thereafter; no capital assets or long-term liabilities included	All assets and liabilities, both short-term and long-term; funds do not currently contain capital assets, although they can
Type of inflow/outflow information	All revenues and expenses during year, regardless of when cash is received or paid	Revenues for which cash is received during or soon after the end of the year; expenditures when goods or services have been received and the related liability is due and payable	All additions and deductions during the year, regardless of when cash is received or paid

*Notes to the Financial Statements*

The notes provide additional information that is essential to a full understanding of the data provided in the government-wide and fund financial statements. The notes to the financial statements can be found following the basic financial statement section of this report.

**Government-Wide Statements**

The government-wide statements report information about the District as a whole using accounting methods similar to those used by private-sector companies. The statement of net position includes all the School District's assets and liabilities. All of the current year's revenues and expenses are accounted for in the statement of activities regardless of when cash is received or paid.

The two government-wide statements report the District's net position and how they have changed. Net position, the difference between the District's assets plus deferred outflow of resources and liabilities plus deferred inflow of resources, is one way to measure the District's financial health or position. Over time, increases or decreases in the District's net position are an indicator of whether its financial position is improving or deteriorating, respectively. Additional non-financial factors such as changes in the District's property tax base and the condition of the school buildings and facilities must also be considered to assess the District's overall health.

All of the District's services are reported in the government-wide financial statements as governmental activities. Most of the District's basic services are included here, such as regular and special education, transportation and administration. Property taxes, federal and state aid, and investment earnings finance most of these activities.



**Financial Analysis of the School District as a Whole**

**Net position**

The District's combined net position was more on June 30, 2022 than the year before, increasing to \$3,392,406, as shown in the table below.

	<b><u>Governmental Activities</u></b>		<b><u>Total</u></b>
	<b><u>2022</u></b>	<b><u>2021</u></b>	<b><u>Variance</u></b>
<b><u>ASSETS:</u></b>			
Current and Other Assets	\$ 18,548,270	\$ 11,100,367	\$ 7,447,903
Capital Assets	43,737,665	42,732,286	1,005,379
<b>Total Assets</b>	<b><u>\$ 62,285,935</u></b>	<b><u>\$ 53,832,653</u></b>	<b><u>\$ 8,453,282</u></b>
<b><u>DEFERRED OUTFLOWS OF RESOURCES:</u></b>			
Deferred Outflows of Resources	<b><u>\$ 6,397,860</u></b>	<b><u>\$ 7,091,212</u></b>	<b><u>\$ (693,352)</u></b>
<b><u>LIABILITIES:</u></b>			
Long-Term Debt Obligations	\$ 43,029,818	\$ 54,483,882	\$ (11,454,064)
Other Liabilities	2,789,200	2,735,227	53,973
<b>Total Liabilities</b>	<b><u>\$ 45,819,018</u></b>	<b><u>\$ 57,219,109</u></b>	<b><u>\$ (11,400,091)</u></b>
<b><u>DEFERRED INFLOWS OF RESOURCES:</u></b>			
Deferred Inflows of Resources	<b><u>\$ 19,472,371</u></b>	<b><u>\$ 4,321,661</u></b>	<b><u>\$ 15,150,710</u></b>
<b><u>NET POSITION:</u></b>			
Net Investment in Capital Assets	\$ 25,123,880	\$ 23,010,839	\$ 2,113,041
<b><u>Restricted For:</u></b>			
Reserve for ERS	956,842	956,725	117
Capital Reserve	3,189,687	2,265,916	923,771
Other Purposes	2,803,015	2,797,855	5,160
Unrestricted	(28,681,018)	(29,648,240)	967,222
<b>Total Net Position</b>	<b><u>\$ 3,392,406</u></b>	<b><u>\$ (616,905)</u></b>	<b><u>\$ 4,009,311</u></b>

**Key Variances.**

- The District has recognized a net pension asset of \$7,608,997 in current and other assets this year, in the prior year the District's proportionate share of the state pension systems was a long-term debt obligation of \$1,194,815.
- The actuarially determined long-term debt liability for Other Post Employment Benefits (OPEB) decreased by \$8,317,006 in the current year.
- Changes in the pension and OPEB related liabilities have resulted in a large increase to the deferred inflows of resources that will be recognized in future periods.

The District's financial position is the product of many factors.

By far, the largest component of the School District's net position reflects its investment in capital assets, net of related debt used to acquire those assets that is still outstanding. The School District uses these capital assets to provide services to the students and consequently, these assets are not available for future spending. Although the School District's investment in its capital assets is reported net of related debt, it should be noted that the resources needed to repay this debt must be provided from other sources, since the capital assets themselves cannot be used to liquidate these liabilities.

There were three restricted net asset balances, Reserve for Employee Retirement System, Capital Reserves, and Other Purposes. The remaining balance of unrestricted net position is a deficit of \$28,681,018.

**Changes in Net position**

The District’s total revenue increased 8% to \$24,925,727. State and federal aid (66%) and property taxes (19%) accounted for most of the District’s revenue. The remaining (15%) of the revenue comes from operating grants, charges for services, non property taxes, investment earnings, compensation for loss, and miscellaneous revenues.

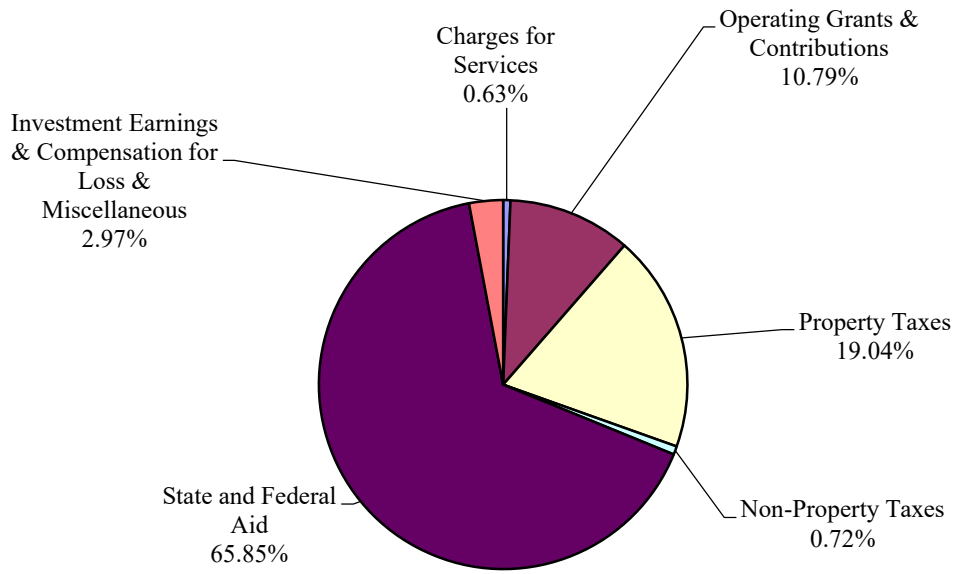
The total cost of all the programs and services decreased 8% to \$21,662,490. The District’s expenses are predominately related to education and caring for the students, or Instruction (70%). General support, which included expenses associated with the operation, maintenance and administration of the District, accounted for 16% of the total costs. All other expenses account for 14%. See table below:

	<b><u>Governmental Activities</u></b>		<b><u>Total Variance</u></b>
	<b><u>2022</u></b>	<b><u>2021</u></b>	
<b><u>REVENUES:</u></b>			
<b><u>Program -</u></b>			
Charges for Service	\$ 187,902	\$ 134,753	\$ 53,149
Operating Grants & Contributions	2,689,253	1,520,799	1,168,454
<b>Total Program</b>	<b>\$ 2,877,155</b>	<b>\$ 1,655,552</b>	<b>\$ 1,221,603</b>
<b><u>General -</u></b>			
Property Taxes	\$ 4,745,893	\$ 4,601,634	\$ 144,259
Non Property Taxes	178,687	169,369	9,318
State and Federal Aid	16,412,800	16,224,352	188,448
Investment Earnings	1,229	6,582	(5,353)
Compensation for Loss	2,472	2,503	(31)
Miscellaneous	707,491	447,452	260,039
<b>Total General</b>	<b>\$ 22,048,572</b>	<b>\$ 21,451,892</b>	<b>\$ 596,680</b>
<b>TOTAL REVENUES</b>	<b>\$ 24,925,727</b>	<b>\$ 23,107,444</b>	<b>\$ 1,818,283</b>
<b><u>EXPENSES:</u></b>			
General Support	\$ 3,463,939	\$ 2,914,151	\$ 549,788
Instruction	15,194,762	17,514,725	(2,319,963)
Pupil Transportation	1,620,480	1,530,578	89,902
Community Services	171,418	165,244	6,174
School Lunch	555,368	487,069	68,299
Interest	656,523	900,142	(243,619)
<b>TOTAL EXPENSES</b>	<b>\$ 21,662,490</b>	<b>\$ 23,511,909</b>	<b>\$ (1,849,419)</b>
<b>CHANGE IN NET POSITION</b>	<b>\$ 3,263,237</b>	<b>\$ (404,465)</b>	
<b>NET POSITION, BEGINNING OF YEAR</b>	<b>129,169</b>	<b>(212,440)</b>	
<b>NET POSITION, END OF YEAR</b>	<b>\$ 3,392,406</b>	<b>\$ (616,905)</b>	
Restated for GASB 87		746,074	
<b>RESTATED NET POSITION</b>		<b>\$ 129,169</b>	

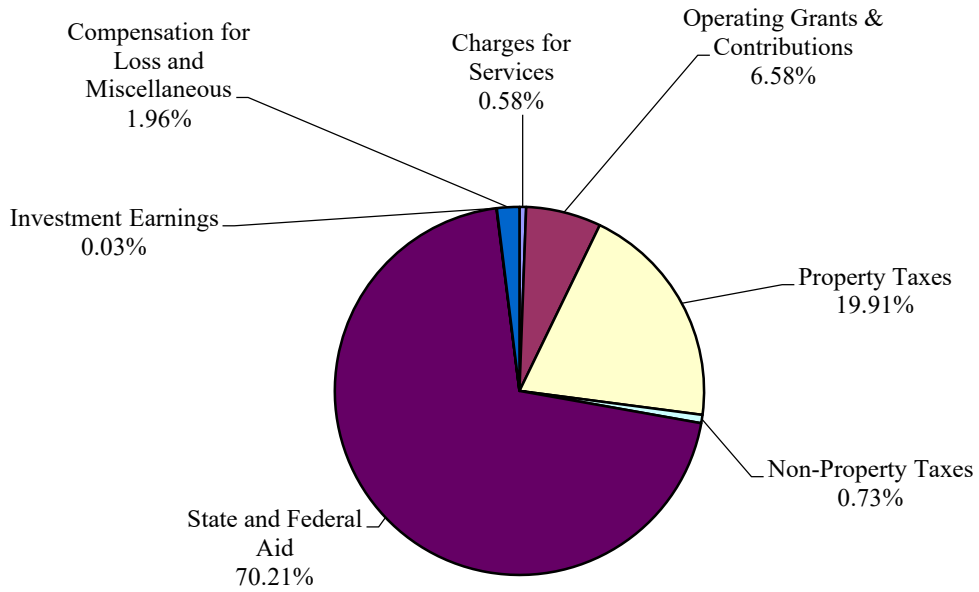
**Key Variances**

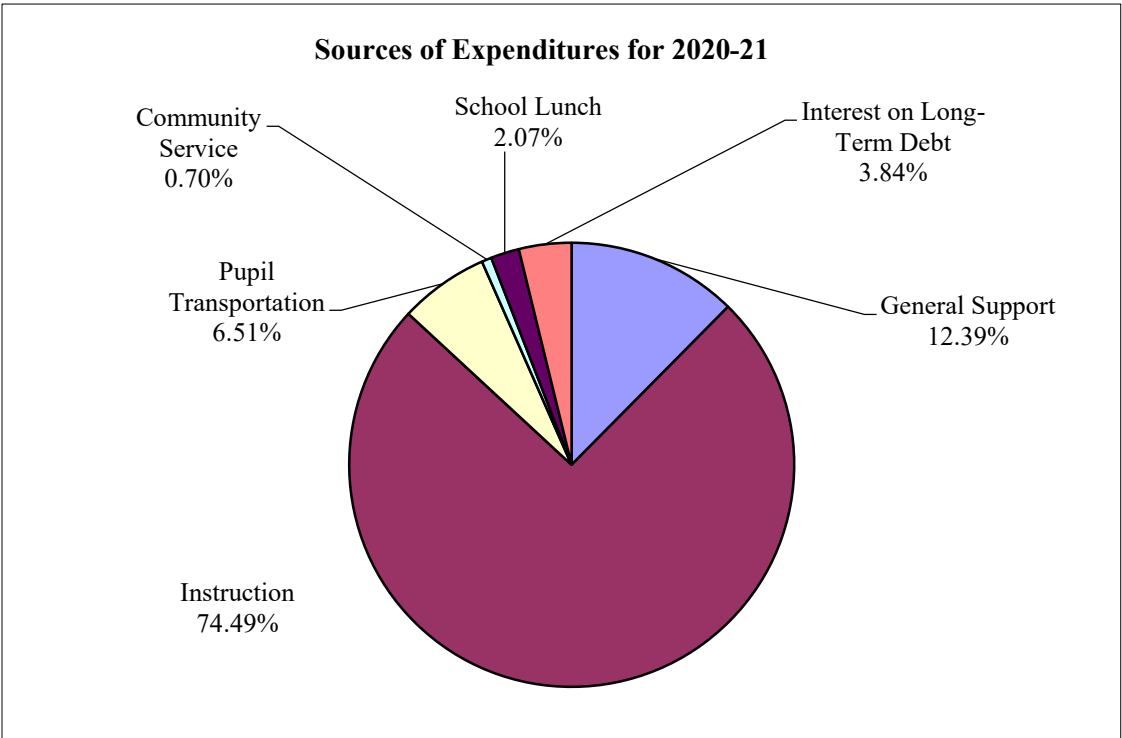
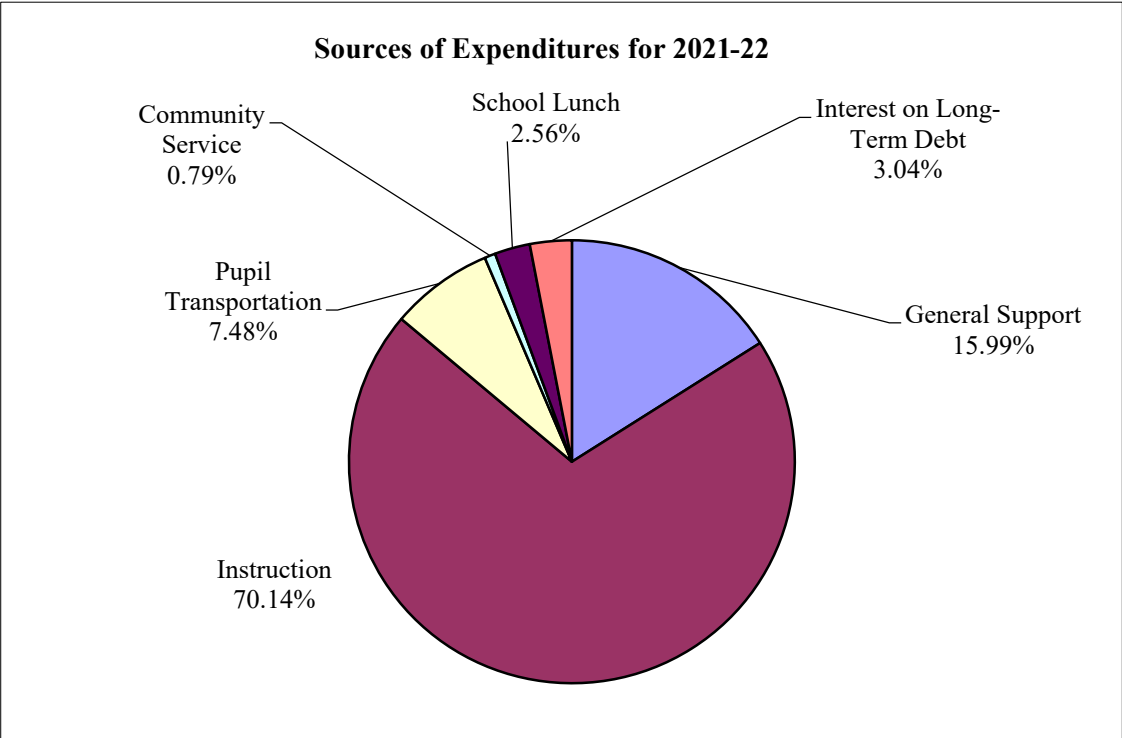
- The increase in operating grants and contributions is the result of increased funding available through Federal stimulus programs.
- The decrease in instructional revenue is the result of transactions recording the change in the District’s proportionate share of the New York State pension system’s financial status, based on the actuarial valuation prepared.

### Sources of Revenue for 2021-22



### Sources of Revenue for 2020-21





**Financial Analysis of the School District's Funds**

The financial performance of the District as a whole is reflected in its governmental funds. As the District completed the year, its governmental funds reported combined fund balances of \$8,103,310, which is less than last year's ending fund balance of \$8,271,592.

The General Fund is the chief operating fund of the District. At the end of the current year, the total fund balance of the General Fund was \$8,411,839. Fund balance for the General Fund increased by \$625,732 compared with the prior year. See table below:

<b><u>General Fund Balances:</u></b>	<b><u>2022</u></b>	<b><u>2021</u></b>	<b><u>Total Variance</u></b>
Nonspendable	\$ 454,581	\$ 620,114	\$ (165,533)
Restricted	6,048,386	5,111,926	936,460
Assigned	941,599	1,105,965	(164,366)
Unassigned	967,273	948,102	19,171
<b>Total General Fund Balances</b>	<b><u>\$ 8,411,839</u></b>	<b><u>\$ 7,786,107</u></b>	<b><u>\$ 625,732</u></b>

**General Fund Budgetary Highlights**

The difference between the original budget and the final amended budget was \$1,075,346. This change is attributable to \$750,346 for carryover encumbrances from the 2020-21 school year and \$325,000 for a bus purchase

The key factors for budget variances in the general fund are listed below along with explanations for each.

<b>Expenditure Items:</b>	<b>Budget Variance Original Vs. Amended</b>	<b>Explanation for Budget Variance</b>
Instructional media	\$591,361	Additional purchases of computer hardware
Employee Benefits	(\$1,204,539)	Reallocated budget surplus to other parts of the budget
Transfers - Out	\$341,000	Transfer for voter authorized bus purchase

<b>Revenue Items:</b>	<b>Budget Variance Amended Vs. Actual</b>	<b>Explanation for Budget Variance</b>
Miscellaneous	\$259,553	Billings to counties related to integrated UPK program came in higher than anticipated. Additionally, the refunds of BOCES and other prior year expenses were larger than budgeted for
State Sources	(\$1,280,189)	State aid came in lower than budgeted
<b>Expenditure Items:</b>	<b>Budget Variance Amended Vs. Actual</b>	<b>Explanation for Budget Variance</b>
Teaching-Regular Schools	\$808,410	Conservative budgeting
Programs for Children with Handicapping Conditions	\$417,799	Change of programs based on CSE recommendations
Pupil Transportation	\$466,463	Conservative budgeting
Employee Benefits	\$573,274	Conservative budgeting

### Capital Asset and Debt Administration

#### Capital Assets

By the end of the 2022 fiscal year, the District had invested \$42,761,025 in a broad range of capital assets, including land, work in progress, buildings and improvements, and machinery and equipment. The change in capital assets, net of accumulated depreciation, is reflected below:

	<u>2022</u>	<u>2021</u>
<b><u>Capital Assets:</u></b>		
Land	\$ 98,000	\$ 98,000
Work in Progress	972,780	17,416,170
Buildings and Improvements	40,381,090	24,126,792
Machinery and Equipment	1,309,155	1,091,324
<b>Total Capital Assets</b>	<b><u>\$ 42,761,025</u></b>	<b><u>\$ 42,732,286</u></b>
<b><u>Lease Assets:</u></b>		
Equipment	\$ 976,640	\$ 752,751
<b>Total Lease Assets</b>	<b><u>\$ 976,640</u></b>	<b><u>\$ 752,751</u></b>

More detailed information can be found in the notes to the financial statements.

## Long-Term Debt

At year-end, the District had \$43,029,818 in general obligation bonds and other long-term debt outstanding as follows:

<u>Type</u>	<u>2022</u>	<u>2021</u>
Serial Bonds	\$ 14,960,000	\$ 16,745,000
Lease Liability	5,214	6,677
Unamortized Bond Premium	2,198,192	2,367,284
OPEB	25,137,354	33,454,360
Net Pension Liability	-	1,194,815
Retainage Payable	20,959	-
Compensated Absences	708,099	722,423
<b>Total Long-Term Obligations</b>	<b>\$ 43,029,818</b>	<b>\$ 54,490,559</b>

More detailed information can be found in the notes to the financial statements.

### Factors Bearing on the District's Future

- The District is monitoring and dealing with the same supply chain disruption and high inflation issues that all entities are experiencing in the current economic environment.
- Unfunded mandates continue to strain District finances.
- The Property Tax Cap has a negative effect on the budget because it restricts the amount the District can raise in taxes when needed. Small, high needs districts such as Red Creek are highly dependent on State Aid and are at a distinct disadvantage compared to wealthy districts when it comes to the tax cap.
- Red Creek Central School District continues to excel in our core mission of providing a high quality education for our students.

### Contacting the School District's Financial Management

This financial report is designed to provide the District's citizens, taxpayers, customers, investors, and creditors with a general overview of the District's finances and to demonstrate the District's accountability for the money it receives. Questions concerning any of the information provided in this report or requests for additional information should be addressed to the following:

Red Creek Central School District  
P.O. Box 190, 6624 South Street  
Red Creek, New York 13143

**RED CREEK CENTRAL SCHOOL DISTRICT, NEW YORK**

**Statement of Net Position**

**June 30, 2022**

	<b>Governmental Activities</b>
<b>ASSETS</b>	
Cash and cash equivalents	\$ 8,385,169
Investments	6,743
Accounts receivable	2,208,946
Inventories	37,771
Prepaid items	300,644
Net pension asset	7,608,997
<b>Capital Assets:</b>	
Land	98,000
Work in progress	972,780
Other capital assets (net of depreciation)	42,666,885
<b>TOTAL ASSETS</b>	<b><u>\$ 62,285,935</u></b>
 <b>DEFERRED OUTFLOWS OF RESOURCES</b>	
Deferred outflows of resources	<b><u>\$ 6,397,860</u></b>
 <b>LIABILITIES</b>	
Accounts payable	\$ 73,790
Accrued liabilities	54,646
Unearned revenues	306,094
Due to other governments	702
Due to teachers' retirement system	758,593
Due to employees' retirement system	70,350
Bond anticipation notes payable	1,525,000
Other Liabilities	25
<b>Long-Term Obligations:</b>	
Due in one year	2,169,855
Due in more than one year	40,859,963
<b>TOTAL LIABILITIES</b>	<b><u>\$ 45,819,018</u></b>
 <b>DEFERRED INFLOWS OF RESOURCES</b>	
Deferred inflows of resources	<b><u>\$ 19,472,371</u></b>
 <b>NET POSITION</b>	
Net investment in capital assets	\$ 25,123,880
<b>Restricted For:</b>	
Reserve for employee retirement system	956,842
Capital reserves	3,189,687
Other purposes	2,803,015
Unrestricted	(28,681,018)
<b>TOTAL NET POSITION</b>	<b><u>\$ 3,392,406</u></b>

(See accompanying notes to financial statements)



**RED CREEK CENTRAL SCHOOL DISTRICT, NEW YORK**

**Statement of Activities**

**For The Year Ended June 30, 2022**

<u>Functions/Programs</u>	<u>Expenses</u>	<u>Program Revenues</u>		<u>Net (Expense)</u>
		<u>Charges for</u>	<u>Operating</u>	<u>Revenue and</u>
		<u>Services</u>	<u>Grants and</u>	<u>Changes in</u>
			<u>Contributions</u>	<u>Net Position</u>
<u>Primary Government -</u>				<u>Governmental</u>
				<u>Activities</u>
General support	\$ 3,463,939	\$ -	\$ -	\$ (3,463,939)
Instruction	15,194,762	47,254	2,122,637	(13,024,871)
Pupil transportation	1,620,480	-	-	(1,620,480)
Community services	171,418	103,462	-	(67,956)
School lunch	555,368	37,186	566,616	48,434
Interest	656,523	-	-	(656,523)
<b>Total Primary Government</b>	<b><u>\$ 21,662,490</u></b>	<b><u>\$ 187,902</u></b>	<b><u>\$ 2,689,253</u></b>	<b><u>\$ (18,785,335)</u></b>
 <b>General Revenues:</b>				
Property taxes				\$ 4,745,893
Non property taxes				178,687
State and federal aid				16,412,800
Investment earnings				1,229
Compensation for loss				2,472
Miscellaneous				707,491
<b>Total General Revenues</b>				<b><u>\$ 22,048,572</u></b>
Changes in Net Position				\$ 3,263,237
<b>Net Position, Beginning of Year (restated)</b>				<u>129,169</u>
<b>Net Position, End of Year</b>				<b><u>\$ 3,392,406</u></b>

(See accompanying notes to financial statements)

**RED CREEK CENTRAL SCHOOL DISTRICT, NEW YORK**

**Balance Sheet**

**Governmental Funds**

**June 30, 2022**

	<u>General Fund</u>	<u>Special Aid Fund</u>	<u>Capital Projects Fund</u>	<u>Nonmajor Governmental Funds</u>	<u>Total Governmental Funds</u>
<b>ASSETS</b>					
Cash and cash equivalents	\$ 6,893,452	\$ 192,089	\$ 22,265	\$ 1,277,363	\$ 8,385,169
Investments	-	-	-	6,743	6,743
Receivables	1,433,685	655,546	-	119,715	2,208,946
Inventories	-	-	-	37,771	37,771
Due from other funds	787,830	1,083	87,859	2,108	878,880
Prepaid items	300,644	-	-	-	300,644
<b>TOTAL ASSETS</b>	<b><u>\$ 9,415,611</u></b>	<b><u>\$ 848,718</u></b>	<b><u>\$ 110,124</u></b>	<b><u>\$ 1,443,700</u></b>	<b><u>\$ 11,818,153</u></b>
<b>LIABILITIES AND FUND BALANCES</b>					
<b><u>Liabilities</u> -</b>					
Accounts payable	\$ 70,596	\$ 3,138	\$ -	\$ 56	\$ 73,790
Accrued liabilities	13,584	4,109	-	5,387	23,080
Notes payable - bond anticipation notes	-	-	1,525,000	-	1,525,000
Due to other funds	-	759,366	14,544	104,970	878,880
Due to other governments	295	-	-	407	702
Due to TRS	758,593	-	-	-	758,593
Due to ERS	70,350	-	-	-	70,350
Other liabilities	25	-	-	-	25
Compensated absences	78,329	-	-	-	78,329
Unearned revenue	12,000	273,590	-	20,504	306,094
<b>TOTAL LIABILITIES</b>	<b><u>\$ 1,003,772</u></b>	<b><u>\$ 1,040,203</u></b>	<b><u>\$ 1,539,544</u></b>	<b><u>\$ 131,324</u></b>	<b><u>\$ 3,714,843</u></b>
<b><u>Fund Balances</u> -</b>					
Nonspendable	\$ 454,581	\$ -	\$ -	\$ 37,771	\$ 492,352
Restricted	6,048,386	-	-	901,158	6,949,544
Assigned	941,599	-	-	373,447	1,315,046
Unassigned	967,273	(191,485)	(1,429,420)	-	(653,632)
<b>TOTAL FUND BALANCE</b>	<b><u>\$ 8,411,839</u></b>	<b><u>\$ (191,485)</u></b>	<b><u>\$ (1,429,420)</u></b>	<b><u>\$ 1,312,376</u></b>	<b><u>\$ 8,103,310</u></b>
<b>TOTAL LIABILITIES AND FUND BALANCES</b>	<b><u>\$ 9,415,611</u></b>	<b><u>\$ 848,718</u></b>	<b><u>\$ 110,124</u></b>	<b><u>\$ 1,443,700</u></b>	

**Amounts reported for governmental activities in the  
Statement of Net Position are different because:**

Capital assets/right to use assets used in governmental activities are not financial resources and therefore are not reported in the funds.	43,737,665
Interest is accrued on outstanding bonds in the statement of net position but not in the funds.	(31,566)
The following long-term obligations are not due and payable in the current period and therefore are not reported in the governmental funds:	
Serial bonds payable	(14,960,000)
Leases	(5,214)
Retainage	(20,959)
OPEB	(25,137,354)
Compensated absences	(629,770)
Unamortized bond premium	(2,198,192)
Net pension asset	7,608,997
Deferred outflow - pension	5,236,471
Deferred outflow - OPEB	1,161,389
Deferred inflow - pension	(9,794,379)
Deferred inflow - OPEB	(9,677,992)
<b>Net Position of Governmental Activities</b>	<b><u>\$ 3,392,406</u></b>

**RED CREEK CENTRAL SCHOOL DISTRICT, NEW YORK**  
**Statement of Revenues, Expenditures and Changes in Fund Balances**  
**Governmental Funds**  
**For The Year Ended June 30, 2022**

	<b>General Fund</b>	<b>Special Aid Fund</b>	<b>Capital Projects Fund</b>	<b>Nonmajor Governmental Funds</b>	<b>Total Governmental Funds</b>
<b>REVENUES</b>					
Real property taxes and tax items	\$ 4,745,893	\$ -	\$ -	\$ -	\$ 4,745,893
Non-property taxes	178,687	-	-	-	178,687
Charges for services	47,254	-	-	-	47,254
Use of money and property	1,031	1	-	197	1,229
Sale of property and compensation for loss	3,774	-	-	-	3,774
Miscellaneous	664,553	103,462	-	41,636	809,651
State sources	16,262,569	394,780	-	10,784	16,668,133
Federal sources	150,231	1,727,857	-	555,832	2,433,920
Sales	-	-	-	37,186	37,186
<b>TOTAL REVENUES</b>	<b>\$ 22,053,992</b>	<b>\$ 2,226,100</b>	<b>\$ -</b>	<b>\$ 645,635</b>	<b>\$ 24,925,727</b>
<b>EXPENDITURES</b>					
General support	\$ 3,104,331	\$ 38,124	\$ -	\$ -	\$ 3,142,455
Instruction	9,968,915	1,963,303	-	-	11,932,218
Pupil transportation	1,164,588	32,296	238,025	-	1,434,909
Community services	-	159,745	-	-	159,745
Employee benefits	4,205,514	131,926	-	69,741	4,407,181
Debt service - principal	1,841,463	-	-	-	1,841,463
Debt service - interest	828,441	-	-	-	828,441
Cost of sales	-	-	-	220,279	220,279
Other expenses	-	-	-	250,305	250,305
Capital outlay	-	-	932,013	-	932,013
<b>TOTAL EXPENDITURES</b>	<b>\$ 21,113,252</b>	<b>\$ 2,325,394</b>	<b>\$ 1,170,038</b>	<b>\$ 540,325</b>	<b>\$ 25,149,009</b>
<b>EXCESS (DEFICIENCY) OF REVENUES OVER EXPENDITURES</b>	<b>\$ 940,740</b>	<b>\$ (99,294)</b>	<b>\$ (1,170,038)</b>	<b>\$ 105,310</b>	<b>\$ (223,282)</b>
<b>OTHER FINANCING SOURCES (USES)</b>					
Transfers - in	\$ 388	\$ 18,665	\$ 296,731	\$ 1,950	\$ 317,734
Transfers - out	(315,396)	-	(2,338)	-	(317,734)
BAN's redeemed from appropriations	-	-	55,000	-	55,000
<b>TOTAL OTHER FINANCING SOURCES (USES)</b>	<b>\$ (315,008)</b>	<b>\$ 18,665</b>	<b>\$ 349,393</b>	<b>\$ 1,950</b>	<b>\$ 55,000</b>
<b>NET CHANGE IN FUND BALANCE</b>	<b>\$ 625,732</b>	<b>\$ (80,629)</b>	<b>\$ (820,645)</b>	<b>\$ 107,260</b>	<b>\$ (168,282)</b>
<b>FUND BALANCE, BEGINNING OF YEAR</b>	<b>7,786,107</b>	<b>(110,856)</b>	<b>(608,775)</b>	<b>1,205,116</b>	<b>8,271,592</b>
<b>FUND BALANCE, END OF YEAR</b>	<b>\$ 8,411,839</b>	<b>\$ (191,485)</b>	<b>\$ (1,429,420)</b>	<b>\$ 1,312,376</b>	<b>\$ 8,103,310</b>

(See accompanying notes to financial statements)

**RED CREEK CENTRAL SCHOOL DISTRICT, NEW YORK**  
**Reconciliation of Governmental Funds Statement of Revenues, Expenditures, and Changes in**  
**Fund Balances of Governmental Funds to Statement of Activities**  
**For The Year Ended June 30, 2022**

**NET CHANGE IN FUND BALANCES -**  
**TOTAL GOVERNMENTAL FUNDS** \$ (168,282)

Amounts reported for governmental activities in the Statement of Activities are different because:

Governmental funds report capital outlays as expenditures. However, in the Statement of Activities the cost of those assets is allocated over their estimated useful lives and reported as depreciation expense. The following are the amounts by which capital outlays and additions of assets in excess depreciation in the current period:

Capital Outlay	\$ 932,013	
Additions to Assets, Net	843,874	
Depreciation and amortization	<u>(1,565,177)</u>	210,710

Bond proceeds provide current financial resources to governmental funds, but issuing debt increases long-term obligations in the Statement of Net Position. Repayment of bond principal is an expenditure in the governmental funds, but the repayment reduces long-term obligations in the Statement of Net Position. The following details these items as they effect the governmental activities:

Debt Repayments	\$ 1,841,463	
Proceeds from BAN Redemption	(55,000)	
Unamortized Bond Premium	<u>169,092</u>	1,955,555

In the Statement of Activities, interest is accrued on outstanding bonds, whereas in governmental funds, an interest expenditure is reported when due. 2,826

The retainage liability does not require the use of current financial resources and, therefore, is not reported as an expenditure in the governmental funds 20,959

The net OPEB liability does not require the use of current financial resources and, therefore, is not reported as an expenditure in the governmental funds. (128,168)

(Increase) decrease in proportionate share of net pension asset/liability reported in the Statement of Activities do not provide for or require the use of current financial resources and therefore are not reported as revenues or expenditures in the governmental funds

Teachers' Retirement System		1,102,613
Employees' Retirement System		252,311

In the Statement of Activities, vacation pay, teachers' retirement incentive and judgments and claims are measured by the amount accrued during the year. In the governmental funds, expenditures for these items are measured by the amount actually paid. The following provides the differences of these items as presented in the governmental activities:

Compensated Absences		<u>14,713</u>
----------------------	--	---------------

**CHANGE IN NET POSITION OF GOVERNMENTAL ACTIVITIES** **\$ 3,263,237**

**RED CREEK CENTRAL SCHOOL DISTRICT, NEW YORK**

**Statement of Fiduciary Net Position**

**June 30, 2022**

	<b><u>Custodial Funds</u></b>
<b>ASSETS</b>	
Cash and cash equivalents	\$ 60,996
<b>TOTAL ASSETS</b>	<b><u>\$ 60,996</u></b>
 <b>NET POSITION</b>	
Restricted for individuals, organizations and other governments	\$ 60,996
<b>TOTAL NET POSITION</b>	<b><u>\$ 60,996</u></b>

**Statement of Changes in Fiduciary Net Position**

**For The Year Ended June 30, 2022**

	<b><u>Custodial Funds</u></b>
<b>ADDITIONS</b>	
Library taxes	\$ 97,000
Miscellaneous	58,195
<b>TOTAL ADDITIONS</b>	<b><u>\$ 155,195</u></b>
 <b>DEDUCTIONS</b>	
Student activity	\$ 64,045
Library taxes	97,000
<b>TOTAL DEDUCTIONS</b>	<b><u>\$ 161,045</u></b>
<b>CHANGE IN NET POSITION</b>	<b>\$ (5,850)</b>
<b>NET POSITION, BEGINNING OF YEAR</b>	<b><u>66,846</u></b>
<b>NET POSITION, END OF YEAR</b>	<b><u>\$ 60,996</u></b>

# RED CREEK CENTRAL SCHOOL DISTRICT, NEW YORK

## Notes To The Basic Financial Statements

June 30, 2022

### I. Summary of Significant Accounting Policies

The financial statements of the Red Creek Central School District, New York (the District) have been prepared in conformity with generally accepted accounting principles (GAAP) as applied to government units. The Governmental Accounting Standards Board (GASB) is the accepted standard setting body for establishing governmental accounting and financial reporting principles. The more significant of the District's accounting policies are described below.

#### A. Reporting Entity

The Red Creek Central School District is governed by the laws of New York State. The District is an independent entity governed by an elected Board of Education consisting of seven members. The President of the Board serves as the chief fiscal officer and the Superintendent is the chief executive officer. The Board is responsible for, and controls all activities related to public school education within the District. Board members have authority to make decisions, power to appoint management, and primary accountability for all fiscal matters.

The reporting entity of the District is based upon criteria set forth by GASB Statement 14, *The Financial Reporting Entity*, as amended by GASB Statement 39, *Component Units* and GASB Statement No. 61, *The Financial Reporting Entity*. The financial reporting entity consists of the primary government, organizations for which the primary government is financially accountable and other organizations for which the nature and significance of their relationship with the primary government are such that exclusion would cause the reporting entity's financial statements to be misleading or incomplete.

The District is not a component unit of another reporting entity. The decision to include a potential component unit in the District's reporting entity is based on several criteria including legal standing, fiscal dependency, and financial accountability. Based on the application of these criteria, the following is a brief review of certain entities included in the District's reporting entity.

#### 1. Extraclassroom Activity Funds

The extraclassroom activity funds of the District represent funds of the students of the District. The Board of Education exercises general oversight of these funds. The extraclassroom activity funds are independent of the District with respect to its financial transactions, and the designation of student management. Separate audited financial statements (cash basis) of the extraclassroom activity funds can be found at the District's business office. The District accounts for assets held as an agency for various student organizations in an agency fund.

#### B. Joint Venture

The District is a component of the Ontario, Seneca, Yates, Cayuga and Wayne Counties Board of Cooperative Educational Services (BOCES). The BOCES is a voluntary, cooperative association of school districts in a geographic area that shares planning, services, and programs which provide educational and support activities. There is no authority or process by which a school district can terminate its status as a BOCES component.

**( I. ) (Continued)**

BOCES are organized under §1950 of the New York State Education Law. A BOCES Board is considered a corporate body. Members of a BOCES Board are nominated and elected by their component member boards in accordance with provisions of §1950 of the New York State Education Law. All BOCES property is held by the BOCES Board as a corporation (§1950(6)). In addition, BOCES Boards also are considered municipal corporations to permit them to contract with other municipalities on a cooperative basis under §119-n(a) of the New York State General Municipal Law.

A BOCES' budget is comprised of separate budgets for administrative, program, and capital costs. Each component school district's share of administrative and capital cost is determined by resident public school district enrollment as defined in Education Law, Section 1950(4)(b)(7). In addition, component districts pay tuition or a service fee for programs in which its students participate.

During the year, the District was billed \$3,275,786 for BOCES administrative and program costs.

The District's share of BOCES aid amounted to \$1,242,404.

Financial statements for the BOCES are available from the BOCES administrative office.

**C. Basis of Presentation**

**1. Districtwide Statements**

The Statement of Net Position and the Statement of Activities present financial information about the District's governmental activities. These statements include the financial activities of the overall government in its entirety, except those that are fiduciary. Eliminations have been made to minimize the double counting of internal transactions. Governmental activities generally are financed through taxes, state aid, intergovernmental revenues, and other exchange and non-exchange transactions. Operating grants include operating-specific and discretionary (either operating or capital) grants, while the capital grants column reflects capital specific grants.

The Statement of Activities presents a comparison between program expenses and revenues for each function of the District's governmental activities. Direct expenses are those that are specifically associated with and are clearly identifiable to a particular function. Indirect expenses, principally employee benefits, are allocated to functional areas in proportion to the payroll expended for those areas. Program revenues include charges paid by the recipients of goods or services offered by the programs, and grants and contributions that are restricted to meeting the operational or capital requirements of a particular program. Revenues that are not classified as program revenues, including all taxes, are presented as general revenues.

**2. Fund Statements**

The fund statements provide information about the District's funds, including fiduciary funds. Separate statements for each fund category (governmental and fiduciary) are presented. The emphasis of fund financial statements is on major governmental funds, each displayed in a separate column. All remaining governmental funds are aggregated and reported as nonmajor funds.

( I. ) (Continued)

The District reports the following governmental funds:

a. **Major Governmental Funds**

**General Fund** - This is the District's primary operating fund. It accounts for all financial transactions that are not required to be accounted for in another fund.

**Capital Projects Fund** - Used to account for the financial resources used for acquisition, construction, or major repair of capital facilities.

**Special Aid Fund** - This fund accounts for the proceeds of specific revenue sources, such as federal and state grants, that are legally restricted to expenditures for specified purposes. These legal restrictions may be imposed either by governments that provide the funds, or by outside parties.

b. **Nonmajor Governmental** - The other funds which are not considered major are aggregated and reported as nonmajor governmental funds as follows:

**School Lunch Fund** - Used to account for transactions of the District's lunch, breakfast and milk programs.

**Debt Service Fund** - This fund accounts for the accumulation of resources and the payment of principal and interest on long-term obligations for governmental activities.

**Miscellaneous Special Revenue Fund** – used to account for and report those revenues that are restricted or committed to expenditures for specified purposes.

c. **Fiduciary** - Fiduciary activities are those in which the District acts as trustee or agent for resources that belong to others. These activities are not included in the District-wide financial statements, because their resources do not belong to the District, and are not available to be used.

**Custodial Funds** - These funds are strictly custodial in nature and do not involve the measurement of results of operations. Assets are held by the District as agent for various student groups or extraclassroom activity funds.

**D. Measurement Focus and Basis of Accounting**

Accounting and financial reporting treatment is determined by the applicable measurement focus and basis of accounting. Measurement focus indicates the type of resources being measured such as current financial resources or economic resources. The basis of accounting indicates the timing of transactions or events for recognition in the financial statements.

The District-Wide and fiduciary fund financial statements are reported using the economic resources measurement focus and the accrual basis of accounting. Revenues are recorded when earned and expenses are recorded at the time liabilities are incurred, regardless of when the related cash transaction takes place. Nonexchange transactions, in which the District gives or receives value without directly receiving or giving equal value in exchange, include property taxes, grants and donations. On an accrual basis revenue from property taxes is recognized in the fiscal year for which the taxes are levied. Revenue from grants and donations is recognized in the fiscal year in which all eligibility requirements have been satisfied.



**( I. ) (Continued)**

The fund financial statements are reported using the current financial resources measurement focus and the modified accrual basis of accounting. Under this method, revenues are recognized when measurable and available. The District considers all revenues reported in the governmental funds to be available if the revenues are collected within one year after the end of the fiscal year.

Expenditures are recorded when the related fund liability is incurred, except for principal and interest on general long-term debt, claims and judgments, and compensated absences, which are recognized as expenditures to the extent they have matured. General capital asset acquisitions are reported as expenditures in governmental funds. Proceeds of general long-term debt and acquisitions under capital leases are reported as other financing sources.

**E. Property Taxes**

Real property taxes are levied annually by the Board of Education no later than September 1, and become a lien on July 28, 2021. Taxes are collected during the period September 1 to November 2, 2021.

Uncollected real property taxes are subsequently enforced by the County(ies) in which the District is located. The County(ies) pay an amount representing uncollected real property taxes transmitted to the County(ies) for enforcement to the District no later than the following April 1.

**F. Restricted Resources**

When an expense is incurred for purposes for which both restricted and unrestricted net position are available, the District's policy concerning which to apply first varies with the intended use, and with associated legal requirements, many of which are described elsewhere in these notes.

**G. Interfund Transactions**

The operations of the District include transactions between funds. These transactions may be temporary in nature, such as with interfund borrowing. The District typically loans resources between funds for the purpose of providing cash flow. These interfund receivables and payables are expected to be repaid within one year. Permanent transfers of funds include the transfer of expenditures and revenues to provide financing or other services.

In the District-wide statements, the amounts reported on the Statement of Net Position for interfund receivables and payables represent amounts due between different fund types (governmental activities and fiduciary funds). Eliminations have been made for all interfund receivables and payables between the funds.

The governmental funds report all interfund transactions as originally recorded. Interfund receivables and payables may be netted on the accompanying governmental funds balance sheet when it is the District's practice to settle these amounts at a net balance based upon the right of legal offset.

Refer to Note VIII for a detailed disclosure by individual fund for interfund receivables, payables, expenditures, and revenues activity.

**( I. ) (Continued)**

**H. Estimates**

The preparation of financial statements in conformity with accounting principles generally accepted in the United States of America requires management to make estimates and assumptions that affect the reported amount of assets, deferred outflows of resources, liabilities, and deferred inflows of resources and disclosure of contingent assets and liabilities at the date of the financial statements and the reported revenues and expenses/expenditures during the reporting period. Actual results could differ from those estimates. Estimates and assumptions are made in a variety of areas, including computation of encumbrances, compensated absences, potential contingent liabilities and useful lives of long-lived assets.

**I. Cash and Cash Equivalents**

The District's cash and cash equivalents consist of cash on hand, demand deposits, and short-term investments with original maturities of three months or less from the date of acquisition.

New York State Law governs the District's investment policies. Resources must be deposited in FDIC-insured commercial banks or trust companies located within the State. Permissible investments include obligations of the United States Treasury, United States Agencies, repurchase agreements and obligations of New York State or its localities.

Collateral is required for demand and time deposits and certificates of deposit not covered by FDIC insurance. Obligations that may be pledged as collateral are obligations of the United States and its agencies and obligations of the State and its municipalities and Districts.

Investments are stated at fair value.

**J. Receivables**

Receivables are shown net of an allowance for uncollectible accounts, when applicable.

In addition, the District will report a receivable relating to a lease arrangement. The receivable is recorded at the present value of the future payments and recognized over the life of the lease.

An allowance for uncollectible accounts has been provided for certain amounts that may not be collectible.

**K. Inventory and Prepaid Items**

Inventories of food and/or supplies for school lunch are recorded at cost on a first-in, first-out basis or, in the case of surplus food, at stated value which approximates market. Purchases of inventoriable items in other funds are recorded as expenditures at the time of purchase and are considered immaterial in amount.

Prepaid items represent payments made by the District for which benefits extend beyond year end. These payments to vendors reflect costs applicable to future accounting periods and are recorded as prepaid items in both the District-wide and fund financial statements. These items are reported as assets on the statement of net position or balance sheet using the consumption method. A current asset for the prepaid amounts is recorded at the time of purchase and an expense/expenditure is reported in the year the goods or services are consumed.

**( I. ) (Continued)**

A non-spendable fund balance for these non-liquid assets (inventories and prepaid items) has been recognized to signify that a portion of fund balance is not available for other subsequent expenditures.

**L. Capital Assets**

In the District-wide financial statements, capital assets are accounted for at historical cost or estimated historical cost if actual is unavailable, except for donated capital assets which are recorded at their acquisition value at the date of donation.

Depreciation of all exhaustible capital assets is recorded as an allocated expense in the Statement of Activities, with accumulated depreciation reflected in the Statement of Net Position. Depreciation is provided over the assets' estimated useful lives using the straight-line method of depreciation. A capitalization threshold of \$5,000 is used to report capital assets. The range of estimated useful lives by type of assets is as follows:

<u>Class</u>	<u>Capitalization Threshold</u>	<u>Depreciation Method</u>	<u>Estimated Useful Life</u>
Buildings	\$ 50,000	SL	15-50 Years
Machinery and Equipment	\$ 5,000	SL	5-25 Years

The investment in infrastructure type assets have not been segregated for reporting purposes since all costs associated with capital projects are consolidated and reported as additions to buildings and improvements.

**M. Right To Use Assets**

The District-wide financial statements, right-to-use-assets are reported within the major class of the underlying asset and valued at the future minimum lease payment. Amortization is between 3 and 5 years based on the contract terms and/or estimated replacement of the assets.

**N. Unearned Revenue**

The District reports unearned revenues on its Statement of Net Position and its Balance Sheet. On the Statement of Net Position, unearned revenue arises when resources are received by the District before it has legal claim to them, as when grant monies are received prior to incurrence of qualifying expenditures. In subsequent periods, when the District has legal claim to resources, the liability for unearned revenue is removed and revenue is recognized.

**O. Deferred Outflows and Inflows of Resources**

In addition to assets, the Statement of Net Position will sometimes report a separate section for deferred outflows of resources. This separate financial statement element, *deferred outflows of resources*, represents a consumption of net position that applies to a future period and so will not be recognized as an outflow of resources (expenses/expenditure) until then.

In addition to liabilities, the statement of net position will sometimes report a separate section for deferred inflows of resources. This separate financial statement element, *deferred inflows of resources*, represents an acquisition of net position that applies to a future period(s) and so will not be recognized as an inflow of resources (revenue) until that time.

( I. ) (Continued)

**P. Vested Employee Benefits**

**1. Compensated Absences**

Compensated absences consist of unpaid accumulated annual sick leave, vacation, and sabbatical time.

Sick leave eligibility and accumulation is specified in negotiated labor contracts, and in individual employment contracts. Upon retirement, resignation or death, employees may contractually receive a payment based on unused accumulated sick leave.

Certain District employees are granted vacation in varying amounts, based primarily on length of service and service position. Some earned benefits may be forfeited if not taken within varying time periods.

Consistent with GASB Statement 16, Accounting for Compensated Absences, the liability has been calculated using the vesting/termination method and an accrual for that liability is included in the District-wide financial statements. The compensated absences liability is calculated based on the pay rates in effect at year end.

In the funds' statements only the amount of matured liabilities is accrued within the General Fund based upon expendable and available financial resources. These amounts are expensed on a pay-as-you-go basis.

**Q. Other Benefits**

District employees participate in the New York State Employees' Retirement System and the New York State Teachers' Retirement System.

District employees may choose to participate in the District's elective deferred compensation plans established under Internal Revenue Code Sections 403(b) and 457.

In addition to providing pension benefits, the District provides post-employment health coverage to retired employees in accordance with the provision of various employment contracts in effect at the time of retirement. Substantially all of the District's employees may become eligible for these benefits if they reach normal retirement age while working for the District. Health care benefits are provided through plans whose premiums are based on the benefits paid during the year. The cost of providing post-retirement benefits may be shared between the District and the retired employee. The District recognizes the cost of providing health insurance by recording its share of insurance premiums as an expenditure.

**R. Short-Term Debt**

The District may issue Bond Anticipation Notes (BAN), in anticipation of proceeds from the subsequent sale of bonds. These notes are recorded as current liabilities of the funds that will actually receive the proceeds from the issuance of bonds. State law requires that a BAN issued for capital purposes be converted to long-term financing within five years after the original issue date.

( I. ) (Continued)

S. Accrued Liabilities and Long-Term Obligations

Payables, accrued liabilities, and long-term obligations are reported in the district-wide financial statements. In the governmental funds, payables and accrued liabilities are paid in a timely manner and in full from current financial resources. Claims and judgments, other postemployment benefits payable and compensated absences that will be paid from governmental funds are reported as a liability in the funds financial statements only to the extent that they are due for payment in the current year. Bonds and other long-term obligations that will be paid from governmental funds are recognized as a liability in the fund financial statements when due.

Long-term obligations represent the District's future obligations or future economic outflows. The liabilities are reported as due in one year or due within more than one year in the Statement of Net Position.

T. Equity Classifications

1. District-Wide Statements

In the District-wide statements there are three classes of net position:

a. Net Investment in Capital Assets - consists of net capital assets (cost less accumulated depreciation) reduced by outstanding balances of related debt obligations from the acquisition, constructions or improvements of those assets.

b. Restricted Net Position - reports net position when constraints placed on the assets or deferred outflows of resources are either externally imposed by creditors (such as through debt covenants), grantors, contributors, or laws or regulations of other governments, or imposed by law through constitutional provisions or enabling legislation.

On the Statement of Net Position, the following balances represent the restricted for other purposes:

	<u><b>Total</b></u>
Workers' Compensation	\$ 18,198
Unemployment Costs	357,463
Teachers Retirement Contribution	277,091
Scholarships	116,586
Liability	710,129
Debt	784,572
Employee Benefit Accrued Liability	<u>538,976</u>
<b>Total Net Position - Restricted for Other Purposes</b>	<u><b>\$ 2,803,015</b></u>

c. Unrestricted Net Position - reports the balance of net position that does not meet the definition of the above two classifications. The reported deficit of \$28,681,018 at year end is the result of full implementation of GASB #75 regarding retiree health obligations.

( I. ) (Continued)

2. **Fund Statements**

In the fund basis statements there are five classifications of fund balance:

a. **Nonspendable Fund Balance** – Includes amounts that cannot be spent because they are either not in spendable form or legally or contractually required to be maintained intact. Nonspendable fund balance includes:

	<b><u>Total</u></b>
Inventory in School Lunch	\$ 37,771
Prepaid items	300,644
Noncurrent Receivables	153,937
<b>Total Nonspendable Fund Balance</b>	<b><u>\$ 492,352</u></b>

b. **Restricted Fund Balances** – Includes amounts with constraints placed on the use of resources either externally imposed by creditors, grantors, contributors, or laws or regulations of other governments; or imposed by law through constitutional provisions or enabling legislation. All encumbrances of funds other than the general fund are classified as restricted fund balance. The District has established the following restricted fund balances:

**Capital Reserve** - According to Education Law §3651, must be used to pay the cost of any object or purpose for which bonds may be issued. The creation of a capital reserve fund requires authorization by a majority of the voters establishing the purpose of the reserve, the ultimate amount, its probable term and the source of the funds. Expenditures may be made from the reserve only for a specific purpose further authorized by the voters. The form for required legal notice for the vote on establishing and funding the reserve and the form of the proposition to be placed on the ballot are set forth in §3651 of the Education Law. The Reserve is accounted for in the General Fund under restricted fund balance. Year end balances are as follows:

<b><u>Name</u></b> <b><u>of Reserve</u></b>	<b><u>Maximum</u></b> <b><u>Funding</u></b>	<b><u>Total Funding</u></b> <b><u>Provided</u></b>	<b><u>Total</u></b> <b><u>Year to Date</u></b> <b><u>Balance</u></b>
2014 Capital Reserve	\$ 4,000,000	\$ 2,966,555	\$ 2,070,473
Capital reserve - Bus 2020	\$ 2,500,000	\$ 1,357,148	\$ 1,119,214

**Reserve for Debt Service** - According to General Municipal Law §6-1, the Reserve for Debt Service must be established for the purpose of retiring the outstanding obligations upon the sale of District property or capital improvement that was financed by obligations that remain outstanding at the time of the sale. Also, earnings on project monies invested together with unused proceeds are reported here.

**Employee Benefit Accrued Liability Reserve** - According to General Municipal Law §6-p, must be used for the payment of accrued employee benefits due to an employee upon termination of the employee’s service. This reserve may be established by a majority vote of the Board and is funded by budgetary appropriations and such other reserves and funds that may be legally appropriated.

( I. ) (Continued)

**Liability Reserve** - According to General Municipal Law §1709(8)(c), must be used to pay for property loss and liability claims incurred. Separate funds for property loss and liability claims are required, and this reserve may not in total exceed 3% of the annual budget or \$15,000, whichever is greater.

**Workers' Compensation Reserve** - According to General Municipal Law §6-j, must be used to pay for compensation benefits and other expenses authorized by Article 2 of the Workers' Compensation Law, and for payment of expenses of administering this self-insurance program. The reserve may be established by Board action and is funded by budgetary appropriations and such other funds as may be legally appropriated. Within sixty days after the end of any fiscal year, excess amounts may either be transferred to another reserve or the excess applied to the appropriations of the next succeeding fiscal year's budget.

**Retirees' Contribution Reserve** - According to General Municipal Law §6-r, must be used financing retirement contributions. The reserve must be accounted for separate and apart from all other funds and a detailed report of the operation and condition of the fund must be provided to the Board.

**Teachers' Retirement Reserve** - General Municipal Law §6r was amended to include a Teachers' Retirement Reserve (TRS) sub-fund. The reserve has an annual funding limit of 2% of the prior year TRS salaries and a maximum cumulative total balance of 10% of the previous year's TRS salary.

**Tax Certiorari Reserve** - According to General Municipal Law §3651.1-a, must be used to establish a reserve fund for tax certiorari claims and to expend from the fund without voter approval. The monies held in the reserve shall not exceed the amount which might reasonably be deemed necessary to meet anticipated judgments and claims arising out of tax certiorari proceedings. Any resources deposited to the reserve which are not expended for tax certiorari proceeding in the year such monies are deposited must be returned to the General Fund on or before the first day of the fourth fiscal year after deposit of these monies.

**Unemployment Insurance Reserve** - According to General Municipal Law §6-m, must be used to pay the cost of reimbursement to the State Unemployment Insurance Fund for payments made to claimants where the employer has elected to use the benefit reimbursement method. The reserve may be established by Board action and is funded by budgetary appropriations and such other funds as may be legally appropriated. Within sixty days after the end of any fiscal year, excess amounts may either be transferred to another reserve or the excess applied to the appropriations of the next succeeding fiscal year's budget. If the District elects to convert to tax (contribution) basis, excess resources in the fund over the sum sufficient to pay pending claims may be transferred to any other reserve fund.

( I. ) (Continued)

**Encumbrances** - Encumbrance accounting, under which purchase orders, contracts and other commitments of expenditures are recorded for budgetary control purposes in order to reserve applicable appropriations, is employed as a control in preventing over-expenditure of established appropriations. Open encumbrances are reported as restricted fund balance in all funds other than the General Fund and the School Lunch Fund, since they do not constitute expenditures or liabilities and will be honored through budget appropriations in the subsequent year.

Restricted fund balances include the following:

	<b><u>Total</u></b>
<b><u>General Fund -</u></b>	
Workers' Compensation	\$ 18,198
Unemployment Costs	357,463
Retirement Contribution - ERS	956,842
Retirement Contribution - TRS	277,091
Liability	710,129
Capital Reserves	3,189,687
Employee Benefit Accrued Liability	538,976
<b><u>Miscellaneous Special Revenue</u></b>	
Scholarships	116,586
<b><u>Debt Service Fund -</u></b>	
Debt Service	784,572
<b>Total Restricted Fund Balance</b>	<b><u><u>\$ 6,949,544</u></u></b>

The District appropriated and/or budgeted \$445,000 from reserves in the 2022-23 budget.

**Committed** - Includes amounts that can only be used for the specific purposes pursuant to constraints imposed by formal action of the school districts highest level of decision making authority, i.e., the Board of Education. The District has no committed fund balances as of June 30, 2022.

c. **Assigned Fund Balance** – Includes amounts that are constrained by the District’s intent to be used for specific purposes but are neither restricted nor committed. All encumbrances of the General Fund are classified as assigned fund balance. Encumbrances represent purchase commitments made by the District’s purchasing agent through their authorization of a purchase order prior to year-end. The District assignment is based on the functional level of expenditures.



( I. ) (Continued)

Management has determined significant encumbrances for the General Fund to be \$34,000 and the Capital Projects Fund to be \$3,900. The District reports the following significant encumbrances:

<b><u>General Fund -</u></b>	
Central Services	\$ 98,255
<b>Total General Fund Significant Encumbrances</b>	<b>\$ 98,255</b>
<b><u>Capital Projects Fund -</u></b>	
Capital Improvements	<b>\$ 516,402</b>

Assigned fund balances include the following:

	<b><u>Total</u></b>
General Fund - Encumbrances	\$ 123,927
General Fund - Appropriated for Taxes	817,672
School Lunch Fund - Year End Equity	373,447
<b>Total Assigned Fund Balance</b>	<b>\$ 1,315,046</b>

d. **Unassigned Fund Balance** –Includes all other general fund amounts that do not meet the definition of the above four classifications and are deemed to be available for general use by the school district and could report a surplus or deficit. In funds other than the general fund, the unassigned classification is used to report a deficit fund balance resulting from overspending for specific purposes for which amounts had been restricted or assigned.

NYS Real Property Tax Law 1318 limits the amount of unexpended surplus funds a school district can retain to no more than 4% of the District’s budget for the general fund for the ensuing fiscal year. Nonspendable and restricted fund balance of the general fund are excluded from the 4% limitation. Amounts appropriated for the subsequent year and encumbrances are also excluded from the 4% limitation.

3. **Order of Use of Fund Balance**

The District’s policy is to apply expenditures against nonspendable fund balance, restricted fund balance, committed fund balance, assigned fund balance, and unassigned fund balance at the end of the fiscal year. For all funds, nonspendable fund balances are determined first and then restricted fund balances for specific purposes are determined. Any remaining fund balance amounts for funds other than the general fund are classified as restricted fund balance. In the general fund, the remaining amounts are reported as unassigned. Assignments of fund balance cannot cause a negative unassigned fund balance.

U. **New Accounting Standards**

The District has adopted all current Statements of the Governmental Accounting Standards Board (GASB) that are applicable. At June 30, 2022, the District implemented the following new standards issued by GASB:

GASB has issued Statement 87, *Leases*

**( I. ) (Continued)**

GASB has issued Statement 89, *Accounting for Interest Cost Incurred before the End of a Construction Period*

GASB has issued Statement No. 92, *Omnibus 2020, Paragraphs 6, 7, 8, 9, 10, 12.*

GASB has issued Statement No. 93, *Replacement of Interbank Offered Rates, Paragraphs 13 and 14*

GASB has issued Statement No. 97, *Certain Component Unit Criteria, and Accounting and Financial Reporting for Internal Revenue Code Section 457 Deferred Compensation Plans.*

GASB has issued Statement No. 98, *The Annual Comprehensive Financial Report*

GASB has issued Statement No. 99, *Omnibus 2022 (extension of the use of LIBOR, accounting for SNAP distributions, disclosures of nonmonetary transactions, pledges of future revenues by pledging governments, clarification of certain provisions in GASB Statement 34, as amended, and terminology updates related to GASB Statement 53 and GASB Statement 63)*

**V. Future Changes in Accounting Standards**

GASB has issued Statement No. 91, *Conduit Debt Obligations*, which will be effective for reporting periods beginning after December 15, 2021.

GASB has issued Statement No. 93, *Replacement of Interbank Offered Rates, Paragraph 11b*, which will be effective for reporting periods beginning after December 15, 2021.

GASB has issued Statement No. 94, *Public-Private and Public-Public Partnerships and Availability Payment Arrangements*, which will be effective for reporting periods beginning after June 15, 2022.

GASB has issued Statement No. 96, *Subscription Based Information Technology*, which will be effective for reporting periods beginning after June 15, 2022.

GASB has issued Statement No. 99, *Omnibus 2022 (leases, PPPs, and SBITAs)*, which will be effective for reporting periods beginning after June 15, 2022.

GASB has issued Statement No. 99, *Omnibus 2022 (financial guarantees and the classification and reporting of derivative instruments within the scope of GASB Statement 53)*, which will be effective for reporting periods beginning after June 15, 2023.

GASB has issued Statement No. 100, *Accounting for Changes and Error Corrections-an Amendment of GASB Statement No. 62*, which will be effective for reporting periods beginning after June 15, 2023.

GASB has issued Statement No. 101, *Compensated Absences*, which will be effective for reporting periods beginning after December 15, 2023.

The District will evaluate the impact each of these pronouncements may have on its financial statements and will implement them as applicable and when material.

**II. Restatement of Net Position**

For the year ended June 30, 2022 the District implemented GASB Statement No. 87, *Leases*. The District’s net position has been restated as follows:

	<b>Government-Wide <u>Statements</u></b>
Net position beginning of year, as previously stated	\$ (616,905)
Right to use assets	1,215,308
Accumulated amortization	(462,557)
Lease liability	(6,677)
Net position beginning of year, as restated	<u>\$ 129,169</u>

**III. Changes in Accounting Principles**

For the year ended June 30, 2022, the District implemented GASB Statement No. 87, *Leases*. The implementation of the statement changes the reporting for leases. See Note II for the financial statement impact of implementation of the Statement.

**IV. Stewardship, Compliance and Accountability**

By its nature as a local government unit, the District is subject to various federal, state and local laws and contractual regulations. An analysis of the District’s compliance with significant laws and regulations and demonstration of its stewardship over District resources follows.

**A. Budgets**

The District administration prepares a proposed budget for approval by the Board of Education for the General Fund.

The voters of the District approved the proposed appropriation budget.

Appropriations established by adoption of the budget constitute a limitation on expenditures (and encumbrances) which may be incurred. Appropriations lapse at the end of the fiscal year unless expended or encumbered. Encumbrances will lapse if not expended in the subsequent year. Appropriations authorized for the current year are increased by the planned use of specific reserves, and budget amendments approved by the Board of Education as a result of selected new revenue sources not included in the original budget (when permitted by law). These supplemental appropriations may occur subject to legal restriction, if the Board approves them because of a need which exists which was not determined at the time the budget was adopted. During the year, the budget was amended \$750,346 for carry over encumbrances and \$325,000 for the voter approved purchase of buses.

Budgets are adopted annually on a basis consistent with GAAP. Appropriations authorized for the year are increased by the amount of encumbrances carried forward from the prior year.

Budgets are established and used for individual capital projects fund expenditures as approved by a special referendum of the District’s voters. The maximum project amount authorized is based primarily upon the cost of the project, plus any requirements for external borrowings, not annual appropriations. These budgets do not lapse and are carried over to subsequent fiscal years until the completion of the projects.

( IV. ) (Continued)

**B. Encumbrances**

Encumbrance accounting is used for budget control and monitoring purposes and is reported as a part of the governmental funds. Under this method, purchase orders, contracts, and other commitments for the expenditure of monies are recorded to reserve applicable appropriations. Outstanding encumbrances as of year-end are presented as reservations of fund balance and do not represent expenditures or liabilities. These commitments will be honored in the subsequent period. Related expenditures are recognized at that time, as the liability is incurred, or the commitment is paid.

**C. Deficit Fund Balances**

**1. Capital Projects Fund**

The Capital Projects Fund had a deficit fund balance of \$1,429,420 at June 30, 2022, which is a result of bond anticipation notes which are used as a temporary means of financing capital projects. These proceeds are not recognized as revenue but merely serve to provide cash to meet expenditures. This results in the creation of a fund deficit which will remain until the notes are replaced by permanent financing (i.e., bonds, grants-in-aid, or redemption from current appropriations).

**2. Special Aid Fund**

The District's Community Center Fund had a net operating loss of \$80,629, which resulted in a deficit unassigned fund balance of \$191,485 at June 30, 2022. This deficit is a result of expenditures increasing at a higher rate than revenues.

**V. Cash and Cash Equivalents**

**Credit risk:** In compliance with the State Law, District investments are limited to obligations of the United States of America, obligations guaranteed by agencies of the United States of America where the payment of principal and interest are guaranteed by the United States of America, obligations of the State, time deposit accounts and certificates of deposit issued by a bank or trust company located in, and authorized to do business in, the State, and obligations issued by other municipalities and authorities within the State.

**Concentration of Credit risk:** To promote competition in rates and service cost, and to limit the risk of institutional failure, District deposits and investments are placed with multiple institutions. The District's investment policy limits the amounts that may be deposited with any one financial institution.

**Interest rate risk:** The District has an investment policy that limits investment maturities as a means of managing its exposure to fair value losses arising from rising interest rates.

The District's aggregate bank balances (disclosed in the financial statements), included balances not covered by depository insurance at year end, collateralized as follows:

Uncollateralized	\$	-
Collateralized within Trust Department or Agent		8,506,456
<b>Total</b>	<b>\$</b>	<b><u>8,506,456</u></b>

( V. ) (Continued)

Restricted cash represents cash where use is limited by legal requirements. These assets represent amounts required by statute to be reserved for various purposes. Restricted cash as of year-end includes \$6,949,544 within the governmental funds and \$60,996 in the fiduciary funds.

**VI. Investments**

The District has few investments (primarily donated scholarship funds) and chooses to disclose its investments by specifically identifying each. The District's investment policy for these investments is also governed by New York State statutes. Investments are stated at fair value, and are categorized as either:

- A. Insured or registered, or investments held by the District or by the District's agent in the District's name, or
- B. Uninsured and unregistered, with the investments held by the financial institutes trust department in the District's name, or
- C. Uninsured and unregistered, with investments held by the financial institution or its trust department, but not in the Districts name.

<u>Investments</u>	<u>Fund</u>	<u>Carrying Amount</u>	<u>Type of Investment</u>	<u>Category</u>
John Hancock	Special Revenue	\$ 6,743	Mutual Fund	Level I

The District does not typically purchase investments for a long enough duration to cause it to believe that it is exposed to any material interest rate risk.

**VII. Receivables**

Receivables at June 30, 2022 for individual major funds and nonmajor funds, including the applicable allowances for uncollectible accounts, are as follows:

<u>Description</u>	<u>Governmental Activities</u>			<u>Total</u>
	<u>General Fund</u>	<u>Special Aid Fund</u>	<u>Non-Major Funds</u>	
Accounts Receivable	\$ 251,553	\$ -	\$ 5,714	\$ 257,267
Due From State and Federal	292,251	415,464	114,001	821,716
Due From Other Governments	889,881	240,082	-	1,129,963
<b>Total Receivables</b>	<b>\$ 1,433,685</b>	<b>\$ 655,546</b>	<b>\$ 119,715</b>	<b>\$ 2,208,946</b>

District management has deemed the amounts to be fully collectible.

**VIII. Interfund Receivables, Payables, Revenues and Expenditures**

Interfund Receivables, Payables, Revenues and Expenditures at June 30, 2022 were as follows:

	<b>Interfund</b>			
	<b><u>Receivables</u></b>	<b><u>Payables</u></b>	<b><u>Revenues</u></b>	<b><u>Expenditures</u></b>
General Fund	\$ 787,830	\$ -	\$ 388	\$ 315,396
Special Aid Fund	1,083	759,366	18,665	-
Capital Projects Fund	87,859	14,544	296,731	2,338
Non-Major Funds	2,108	104,970	1,950	-
<b>Total</b>	<b><u>\$ 878,880</u></b>	<b><u>\$ 878,880</u></b>	<b><u>\$ 317,734</u></b>	<b><u>\$ 317,734</u></b>

Interfund receivables and payables between governmental activities are eliminated on the Statement of Net Position. The District typically loans resources between funds for the purpose of mitigating the effects of transient cash flow issues. All interfund payables are not necessarily expected to be repaid within one year.

Transfers are used to finance certain special aid programs, support capital project expenditures, school lunch programs and debt service expenditures.

**IX. Capital Assets and Lease Assets**

**A. Capital Assets**

Capital asset balances and activity were as follows:

<u>Type</u>	<u>Balance</u> <u>7/1/2021</u>	<u>Additions</u>	<u>Deletions</u>	<u>Balance</u> <u>6/30/2022</u>
<b><u>Governmental Activities:</u></b>				
<b><u>Capital Assets that are not Depreciated -</u></b>				
Land	\$ 98,000	\$ -	\$ -	\$ 98,000
Work in progress	17,416,170	952,972	17,396,362	972,780
<i>Total Nondepreciable</i>	<u>\$ 17,514,170</u>	<u>\$ 952,972</u>	<u>\$ 17,396,362</u>	<u>\$ 1,070,780</u>
<b><u>Capital Assets that are Depreciated -</u></b>				
Buildings and Improvements	\$ 45,817,463	\$ 17,396,288	\$ -	\$ 63,213,751
Machinery and equipment	5,497,341	458,051	309,087	5,646,305
<i>Total Depreciated Assets</i>	<u>\$ 51,314,804</u>	<u>\$ 17,854,339</u>	<u>\$ 309,087</u>	<u>\$ 68,860,056</u>
<b><u>Less Accumulated Depreciation -</u></b>				
Buildings and Improvements	\$ 21,690,671	\$ 1,141,990	\$ -	\$ 22,832,661
Machinery and equipment	4,406,017	240,220	309,087	4,337,150
<i>Total Accumulated Depreciation</i>	<u>\$ 26,096,688</u>	<u>\$ 1,382,210</u>	<u>\$ 309,087</u>	<u>\$ 27,169,811</u>
<i>Total Capital Assets Depreciated, Net of Accumulated Depreciation</i>	<u>\$ 25,218,116</u>	<u>\$ 16,472,129</u>	<u>\$ -</u>	<u>\$ 41,690,245</u>
<b>Total Capital Assets</b>	<b><u>\$ 42,732,286</u></b>	<b><u>\$ 17,425,101</u></b>	<b><u>\$ 17,396,362</u></b>	<b><u>\$ 42,761,025</u></b>

( IX. ) (Continued)

**B. Lease Assets**

A summary of the lease asset activity during the year ended June 30, 2022 is as follows:

<u>Type</u>	<u>Balance 7/1/2021</u>	<u>Additions</u>	<u>Deletions</u>	<u>Balance 6/30/2022</u>
<b><u>Lease Assets:</u></b>				
Equipment	\$ 1,215,308	\$ 406,856	\$ -	\$ 1,622,164
<i>Total Lease Assets</i>	<u>\$ 1,215,308</u>	<u>\$ 406,856</u>	<u>\$ -</u>	<u>\$ 1,622,164</u>
<b><u>Less Accumulated Amortization -</u></b>				
Equipment	\$ 462,557	\$ 182,967	\$ -	\$ 645,524
<i>Total Accumulated Amortization</i>	<u>\$ 462,557</u>	<u>\$ 182,967</u>	<u>\$ -</u>	<u>\$ 645,524</u>
<i>Total Lease Assets, Net</i>	<u><u>\$ 752,751</u></u>	<u><u>\$ 223,889</u></u>	<u><u>\$ -</u></u>	<u><u>\$ 976,640</u></u>

C. Other capital assets (net of depreciation and amortization):

	<u>Total</u>
Depreciated Capital Assets (net)	\$ 41,690,245
Amortized Lease Assets (net)	976,640
<b>Total Other Capital Assets (net)</b>	<u><u>\$ 42,666,885</u></u>

D. Depreciation/Amortization expense for the period was charged to functions/programs as follows:

<u>Governmental Activities:</u>	<u>Depreciation</u>	<u>Amortization</u>	<u>Total</u>
General Government Support	\$ 28,164	\$ -	\$ 28,164
Instruction	1,036,289	182,967	1,219,256
Pupil Transportation	255,662	-	255,662
Community Services	567	-	567
School Lunch	61,528	-	61,528
<b>Total Depreciation and Amortization Expense</b>	<u><u>\$ 1,382,210</u></u>	<u><u>\$ 182,967</u></u>	<u><u>\$ 1,565,177</u></u>

**X. Short-Term Debt**

Transactions in short-term debt for the year are summarized below:

	<u>Maturity</u>	<u>Interest Rate</u>	<u>Balance 7/1/2021</u>	<u>Additions</u>	<u>Deletions</u>	<u>Balance 6/30/2022</u>
BAN	6/24/2022	0.32%	\$ 1,555,000	\$ -	\$ 1,555,000	\$ -
BAN	6/23/2023	2.10%	-	1,525,000	-	1,525,000
<b>Total Short-Term Debt</b>			<u><u>\$ 1,555,000</u></u>	<u><u>\$ 1,525,000</u></u>	<u><u>\$ 1,555,000</u></u>	<u><u>\$ 1,525,000</u></u>

( X. ) (Continued)

A summary of the short-term interest expense for the year is as follows:

Interest Paid	\$	4,976
Less: Interest Accrued in the Prior Year		(83)
Plus: Interest Accrued in the Current Year		623
<b>Total Short-Term Interest Expense</b>	<b>\$</b>	<b>5,516</b>

**XI. Long-Term Debt Obligations**

Long-term liability balances and activity for the year are summarized below:

	<u>Balance</u> <u>7/1/2021</u>	<u>Additions</u>	<u>Deletions</u>	<u>Balance</u> <u>6/30/2022</u>	<u>Due Within</u> <u>One Year</u>
<b>Governmental Activities:</b>					
<b><u>Bonds and Notes Payable -</u></b>					
Serial Bonds	\$ 16,745,000	\$ -	\$ 1,785,000	\$ 14,960,000	\$ 1,900,000
Lease Liability	6,677	-	1,463	5,214	1,475
Unamortized Bond Premium	2,367,284	-	169,092	2,198,192	169,092
<b>Total Bonds and Notes Payable</b>	<b>\$ 19,118,961</b>	<b>\$ -</b>	<b>\$ 1,955,555</b>	<b>\$ 17,163,406</b>	<b>\$ 2,070,567</b>
<b><u>Other Liabilities -</u></b>					
Net Pension Liability	\$ 1,194,815	\$ -	\$ 1,194,815	\$ -	\$ -
OPEB	33,454,360	-	8,317,006	25,137,354	-
Retainage Payable	-	20,959	-	20,959	20,959
Compensated Absences	722,423	-	14,324	708,099	78,329
<b>Total Other Liabilities</b>	<b>\$ 35,371,598</b>	<b>\$ 20,959</b>	<b>\$ 9,526,145</b>	<b>\$ 25,866,412</b>	<b>\$ 99,288</b>
<b>Total Long-Term Obligations</b>	<b>\$ 54,490,559</b>	<b>\$ 20,959</b>	<b>\$ 11,481,700</b>	<b>\$ 43,029,818</b>	<b>\$ 2,169,855</b>

The General Fund has typically been used to liquidate long-term liabilities such as compensated absences.

Existing serial and statutory bond obligations:

<u>Description</u>	<u>Original</u> <u>Amount</u>	<u>Issue</u> <u>Date</u>	<u>Final</u> <u>Maturity</u>	<u>Interest</u> <u>Rate</u>	<u>Amount</u> <u>Outstanding</u> <u>6/30/2022</u>
<b><u>Serial Bonds</u></b>					
Construction	\$ 1,784,325	2008	2023	4.00%-4.25%	\$ 155,000
Construction	\$ 610,000	2011	2025	3.59%	160,000
Refunding	\$ 5,125,000	2018	2025	2%-5%	3,200,000
Construction	\$ 12,475,000	2020	2035	5%	11,445,000
<b>Total Serial Bonds</b>					<b>\$ 14,960,000</b>
<b><u>Leases</u></b>					
Leases	\$ 7,768	2020	2025	0.79%	\$ 5,214
<b>Total Leases</b>					<b>\$ 5,214</b>



( XI. ) (Continued)

The following is a summary of debt service requirements:

<u>Year</u>	<u>Serial Bonds</u>		<u>Leases</u>	
	<u>Principal</u>	<u>Interest</u>	<u>Principal</u>	<u>Interest</u>
2023	\$ 1,900,000	\$ 742,631	\$ 1,475	\$ 104
2024	1,835,000	651,149	1,487	75
2025	1,925,000	560,475	1,498	45
2026	790,000	465,000	754	15
2027	825,000	425,500	-	-
2028-32	4,795,000	1,465,000	-	-
2033-35	2,890,000	264,250	-	-
<b>Total</b>	<b>\$ 14,960,000</b>	<b>\$ 4,574,005</b>	<b>\$ 5,214</b>	<b>\$ 239</b>

Interest on long-term debt for June 30, 2022 was composed of:

Interest Paid	\$ 823,465
Less: Interest Accrued in the Prior Year	(34,309)
Less: Amortization of bond premium	(169,092)
Plus: Interest Accrued in the Current Year	30,943
<b>Total Long-Term Interest Expense</b>	<b>\$ 651,007</b>

In prior years, the District defeased certain general obligations and other bonds by placing the proceeds of new bonds in an irrevocable trust to provide for all future debt service payments on the old bonds. Accordingly, the trust account assets and the liability for the defeased bonds are not included in the District's financial statements. \$2,295,000 of bonds outstanding are considered defeased.

**XII. Deferred Inflows/Outflows of Resources**

The following is a summary of the deferred inflows/outflows of resources:

	<u>Deferred Outflows</u>	<u>Deferred Inflows</u>
Pension	\$ 5,236,471	\$ 9,794,379
OPEB	1,161,389	9,677,992
<b>Total</b>	<b>\$ 6,397,860</b>	<b>\$ 19,472,371</b>

**XIII. Pension Plans**

**A. General Information**

The District participates in the New York State Teacher's Retirement System (TRS) and the New York State and Local Employee's Retirement System (ERS). These are cost-sharing multiple employer public employee retirement systems. The Systems offer a wide range of plans and benefits, which are related to years of service and final average salary, vesting of retirement benefits, death, and disability.

( XIII. ) (Continued)

**B. Provisions and Administration**

A 10-member Board of Trustees of the New York State Teachers' Retirement Board administers TRS. TRS provides benefits to plan members and beneficiaries as authorized by the Education Law and the New York State Retirement and Social Security Law (NYSRSSL). Membership is mandatory and automatic for all full-time teachers, teaching assistants, guidance counselors and administrators employed in New York Public Schools and BOCES who elected to participate in TRS. Once a public employer elects to participate in the system, the election is irrevocable. The New York State Constitution provides that pension membership is a contractual relationship and plan benefits cannot be diminished or impaired. Benefits can be changed for future members only by enactment of a State statute. TRS issues a publicly available financial report that contains financial statements and required supplementary information. The report may be obtained by writing to NYRS, 10 Corporate Woods Drive, Albany, New York 12211-2395 or by referring to the TRS Comprehensive Annual Financial report, which can be found on the System's website at [www.nystrs.org](http://www.nystrs.org).

ERS provides retirement benefits as well as death and disability benefits. The net position of the System is held in the New York State Common Retirement Fund (the Fund), which was established to hold all net assets and record changes in plan net position allocated to the System. The Comptroller of the State of New York serves as the trustee of the Fund and is the administrative head of the System. NYSRSSL govern obligations of employers and employees to contribute, and benefits to employees. Once a public employer elects to participate in the System, the election is irrevocable. The New York State Constitution provides that pension membership is a contractual relationship and plan benefits cannot be diminished or impaired. Benefits can be changed for future members only by enactment of a State statute. The District also participates in the Public Employees' Group Life Insurance Plan (GLIP), which provides death benefits in the form of life insurance. The System is included in the State's financial report as a pension trust fund. ERS issues a publicly available financial report that includes financial statements and required supplementary information. That report may be obtained by writing to NYSERS, Office of the State Comptroller, 110 State Street, Albany, New York 12244 or by referring to the ERS Comprehensive Annual Report, which can be found at [www.osc.state.ny.us/retire/publications/index.php](http://www.osc.state.ny.us/retire/publications/index.php).

**C. Funding Policies**

The Systems are noncontributory except for employees who joined after July 27, 1976, who contribute 3 percent of their salary for the first ten years of membership, and employees who joined on or after January 1, 2010 who generally contribute 3.0 to 3.5 percent of their salary for their entire length of service. In addition, employee contribution rates under ERS tier VI vary based on a sliding salary scale. For TRS, contribution rates are established annually by the New York State Teachers' Retirement Board pursuant to Article 11 of the Education Law. For ERS, the Comptroller annually certifies the actuarially determined rates expressly used in computing the employers' contributions for the ERS' fiscal year ended March 31. The District paid 100% of the required contributions as billed by the TRS and ERS for the current year.

The District's share of the required contributions, based on covered payroll paid for the District's year ended June 30, 2022:

<u>Contributions</u>		<u>ERS</u>		<u>TRS</u>
2022	\$	322,164	\$	758,593

( XIII. ) (Continued)

**D. Pension Liabilities, Pension Expense, and Deferred Outflows of Resources and Deferred Inflows of Resources related to Pensions**

At June 30, 2022, the District reported the following asset/(liability) for its proportionate share of the net pension asset/(liability) for each of the Systems. The net pension asset/(liability) was measured as of March 31, 2022 for ERS and June 30, 2021 for TRS. The total pension asset/(liability) used to calculate the net pension asset/(liability) was determined by an actuarial valuation. The District's proportion of the net pension asset/(liability) was based on a projection of the District's long-term share of contributions to the Systems relative to the projected contributions of all participating members, actuarially determined. This information was provided by the TRS and ERS Systems in reports provided to the District.

	<u>ERS</u>	<u>TRS</u>
Measurement date	March 31, 2022	June 30, 2021
Net pension assets/(liability)	\$ 544,027	\$ 7,064,970
District's portion of the Plan's total net pension asset/(liability)	0.007%	0.041%

For the year ended June 30, 2022, the District recognized pension expenses of \$52,525 for ERS and (\$400,382) for TRS. At June 30, 2022 the District's reported deferred outflows of resources and deferred inflows of resources related to pensions from the following sources:

	<u>Deferred Outflows of Resources</u>		<u>Deferred Inflows of Resources</u>	
	<u>ERS</u>	<u>TRS</u>	<u>ERS</u>	<u>TRS</u>
Differences between expected and actual experience	\$ 41,200	\$ 973,831	\$ 53,439	\$ 36,706
Changes of assumptions	907,920	2,323,816	15,320	411,514
Net difference between projected and actual earnings on pension plan investments	-	-	1,781,461	7,394,222
Changes in proportion and differences between the District's contributions and proportionate share of contributions	68,252	149,214	32,950	68,767
Subtotal	<u>\$ 1,017,372</u>	<u>\$ 3,446,861</u>	<u>\$ 1,883,170</u>	<u>\$ 7,911,209</u>
District's contributions subsequent to the measurement date	70,350	701,888	-	-
<b>Grand Total</b>	<b><u>\$ 1,087,722</u></b>	<b><u>\$ 4,148,749</u></b>	<b><u>\$ 1,883,170</u></b>	<b><u>\$ 7,911,209</u></b>

District contributions subsequent to the measurement date which will be recognized as a reduction of the net pension liability in the year ended June 30, 2022. Other amounts reported as deferred outflows of resources and deferred inflows of resources related to pensions will be recognized in pension expense as follows:

( XIII. ) (Continued)

<u>Year</u>	<u>ERS</u>	<u>TRS</u>
2022	\$ -	\$ (907,352)
2023	(117,067)	(1,067,889)
2024	(185,309)	(1,329,516)
2025	(462,875)	(1,763,100)
2026	(100,547)	357,693
Thereafter	-	245,816
<b>Total</b>	<b>\$ (865,798)</b>	<b>\$ (4,464,348)</b>

**E. Actuarial Assumptions**

The total pension liability as of the measurement date was determined by using an actuarial valuation as noted in the table below, with update procedures used to roll forward the total pension liability to the measurement date. The actuarial valuations used the following actuarial assumptions:

	<u>ERS</u>	<u>TRS</u>
Measurement date	March 31, 2022	June 30, 2021
Actuarial valuation date	April 1, 2021	June 30, 2020
Interest rate	5.90%	6.95%
Salary scale	4.40%	5.18%-1.95%
Decrement tables	April 1, 2015- March 31, 2020 System's Experience	July 1, 2009- June 30, 2014 System's Experience
Inflation rate	2.70%	2.40%
COLA's	1.40%	1.30%

For ERS, annuitant mortality rates are based on April 1, 2015 – March 31, 2020 System experience with adjustments for mortality improvements based on the Society of Actuaries' Scale MP-2019. For TRS, annuitant mortality rates are based on plan member experience adjustments for mortality improvements based on Society of Actuaries Scale MP-2020.

The long-term rate of return on pension plan investments was determined using a building block method in which best estimate ranges of expected future real rates of return (expected returns net of investment expense and inflation) are developed for each major asset class. These ranges are combined to produce the long term expected rate of return by weighting the expected future real rates of return by the target asset allocation percentage and by adding expected inflation. Best estimates of the arithmetic real rates of return for each major asset class included in the target asset allocation as of March 31, 2022 are summarized as follows:

( XIII. ) (Continued)

<b>Long Term Expected Rate of Return</b>		
	<b><u>ERS</u></b>	<b><u>TRS</u></b>
Measurement date	March 31, 2022	June 30, 2021
<b><u>Asset Type -</u></b>		
Domestic equity	3.30%	6.80%
International equity	5.85%	7.60%
Global equity	0.00%	7.10%
Private equity	6.50%	10.00%
Real estate	5.00%	6.50%
Absolute return strategies *	4.10%	0.00%
Opportunistic portfolios	4.10%	0.00%
Real assets	5.58%	0.00%
Bonds and mortgages	0.00%	0.00%
Cash	-1.00%	0.00%
Inflation-indexed bonds	-1.00%	0.00%
Private debt	0.00%	5.90%
Real estate debt	0.00%	3.30%
High-yield fixed income securities	0.00%	3.80%
Domestic fixed income securities	0.00%	1.30%
Global fixed income securities	0.00%	0.80%
Short-term	0.00%	-0.20%
Credit	3.78%	0.00%

The real rate of return is net of the long-term inflation assumption of 2.5% for ERS and 2.4% for TRS.

\* Excludes equity-oriented long-only funds. For investment management purposes, these funds are included in domestic equity and international equity.

**F. Discount Rate**

The discount rate used to calculate the total pension liability was 5.90% for ERS and 6.95% for TRS. The projection of cash flows used to determine the discount rate assumes that contributions from plan members will be made at the current contribution rates and that contributions from employers will be made at statutorily required rates, actuarially. Based upon the assumptions, the Systems' fiduciary net position was projected to be available to make all projected future benefit payments of current plan members. Therefore, the long term expected rate of return on pension plan investments was applied to all periods of projected benefit payments to determine the total pension liability.

**G. Sensitivity of the Proportionate Share of the Net Pension Liability to the Discount Rate Assumption**

The following presents the District's proportionate share of the net pension liability calculated using the discount rate of 5.90% for ERS and 6.95% for TRS, as well as what the District's proportionate share of the net pension asset/(liability) would be if it were calculated using a discount rate that is 1-percentagepoint lower (4.90% for ERS and 5.95% for TRS ) or 1-percentage-point higher (6.90% for ERS and 7.95% for TRS) than the current assumption:

( XIII. ) (Continued)

	<b>1% Decrease <u>(4.90%)</u></b>	<b>Current Assumption <u>(5.90%)</u></b>	<b>1% Increase <u>(6.90%)</u></b>
<b><u>ERS</u></b>			
Employer's proportionate share of the net pension asset (liability)	\$ (1,400,320)	\$ 544,027	\$ 2,170,379
	<b>1% Decrease <u>(5.95%)</u></b>	<b>Current Assumption <u>(6.95%)</u></b>	<b>1% Increase <u>(7.95%)</u></b>
<b><u>TRS</u></b>			
Employer's proportionate share of the net pension asset (liability)	\$ 741,366	\$ 7,064,970	\$ 12,379,501

**H. Pension Plan Fiduciary Net Position**

The components of the current year net pension asset/(liability) of the employers as of the respective valuation dates, were as follows:

	<b>(In Thousands)</b>	
	<b><u>ERS</u></b>	<b><u>TRS</u></b>
Measurement date	March 31, 2022	June 30, 2021
Employers' total pension liability	\$ 223,874,888	\$ 130,819,415
Plan net position	232,049,473	148,148,457
Employers' net pension asset/(liability)	<u>\$ 8,174,585</u>	<u>\$ 17,329,042</u>
Ratio of plan net position to the employers' total pension asset/(liability)	103.65%	113.20%

**I. Payables to the Pension Plan**

For ERS, employer contributions are paid annually based on the System's fiscal year which ends on March 31<sup>st</sup>. Accrued retirement contributions as of June 30, 2022 represent the projected employer contribution for the period of April 1, 2022 through June 30, 2022 based on paid ERS wages multiplied by the employer's contribution rate, by tier. Accrued retirement contributions as of June 30, 2022 amounted to \$70,350.

For TRS, employer and employee contributions for the fiscal year ended June 30, 2022 are paid to the System in September, October and November 2022 through a state aid intercept. Accrued retirement contributions as of June 30, 2022 represent employee and employer contributions for the fiscal year ended June 30, 2022 based on paid TRS wages multiplied by the employer's contribution rate, by tier and employee contributions for the fiscal year as reported to the TRS System. Accrued retirement contributions as of June 30, 2022 amounted to \$758,593.

**XIV. Postemployment Benefits**

**A. General Information About the OPEB Plan**

*Plan Description* – The District’s defined benefit OPEB plan, provides OPEB for all permanent full-time general and public safety employees of the District. The plan is a single employer defined benefit OPEB plan administered by the District. Article 11 of the State Compiled Statutes grants the authority to establish and amend the benefit terms and financing requirements to the District Board. No assets are accumulated in a trust that meets the criteria in paragraph 4 of Statement 75.

*Benefits Provided* – The District provides healthcare and life insurance benefits for retirees and their dependents. The benefit terms are dependent on which contract each employee falls under. The specifics of each contract are on file at the District offices and are available upon request.

*Employees Covered by Benefit Terms* – At June 30, 2022, the following employees were covered by the benefit terms:

Inactive employees or beneficiaries currently receiving benefit payments	122
Active Employees	<u>123</u>
<b>Total</b>	<b><u><u>245</u></u></b>

**B. Total OPEB Liability**

The District’s total OPEB liability of \$25,137,354 was measured as of June 30, 2022, and was determined by an actuarial valuation as of that date.

*Actuarial Assumptions and Other Inputs* – The total OPEB liability in the June 30, 2022 actuarial valuation was determined using the following actuarial assumptions and other inputs, applied to all periods included in the measurement, unless otherwise specified:

Inflation	3.54 percent
Salary Increases	2.60 percent, average, including inflation
Discount Rate	3.54 percent
Healthcare Cost Trend Rates	Initial rate of 5.10% decreasing to an ultimate rate of 4.10%
Retirees' Share of Benefit-Related Costs	Varies depending on contract

The discount rate was based on a yield or index rate for 20 year, tax exempt general obligation municipal bonds with an average rating of AA/Aa or higher.

Mortality rates were based on RP-2014 adjusted to 2006 Total Dataset Mortality Table projected to the valuation date with Scale MP-Ultimate.

(XIV.) (Continued)

C. **Changes in the Total OPEB Liability**

Balance at June 30, 2021	<u>\$ 33,454,360</u>
<b><u>Changes for the Year -</u></b>	
Service cost	\$ 1,448,769
Interest	747,449
Differences between expected and actual experience	(1,775,102)
Changes in assumptions or other inputs	(8,136,952)
Benefit payments	<u>(601,170)</u>
Net Changes	<u>\$ (8,317,006)</u>
<b>Balance at June 30, 2022</b>	<b><u><u>\$ 25,137,354</u></u></b>

*Sensitivity of the Total OPEB Liability to Changes in the Discount Rate* – The following presents the total OPEB liability of the District, as well as what the District’s total OPEB liability would be if it were calculated using a discount rate that is 1-percentage-point lower (2.54 percent) or 1-percentage-point higher (4.54 percent) than the current discount rate:

	<b>1% Decrease</b>	<b>Discount Rate</b>	<b>1% Increase</b>
	<b><u>(2.54%)</u></b>	<b><u>(3.54%)</u></b>	<b><u>(4.54%)</u></b>
Total OPEB Liability	\$ 29,649,329	\$ 25,137,354	\$ 21,536,070

*Sensitivity of the Total OPEB Liability to Changes in the Healthcare Cost Trend Rates* – The following presents the total OPEB liability of the District, as well as what the District’s total OPEB liability would be if it were calculated using healthcare cost trend rates that are 1-percentage-point lower (4.10 percent) or 1-percentage-point higher (6.10 percent) than the current healthcare cost trend rate:

	<b>1% Decrease</b>	<b>Healthcare Cost Trend Rates</b>	<b>1% Increase</b>
	<b><u>(4.10%)</u></b>	<b><u>(5.10%)</u></b>	<b><u>(6.10%)</u></b>
	<b><u>Decreasing to 3.10%</u></b>	<b><u>Decreasing to 4.10%</u></b>	<b><u>Decreasing to 5.10%</u></b>
Total OPEB Liability	\$ 20,878,555	\$ 25,137,354	\$ 30,688,524

D. **OPEB Expense and Deferred Outflows of Resources and Deferred Inflows of Resources Related to OPEB**

For the year ended June 30, 2022, the District recognized OPEB expense of \$729,338. At June 30, 2022, the District reported deferred outflows of resources and deferred inflows of resources related to OPEB from the following sources:



(XIV.) (Continued)

	<u>Deferred Outflows of Resources</u>	<u>Deferred Inflows of Resources</u>
Differences between expected and actual experience	\$ 439,832	\$ 1,514,058
Changes of assumptions	721,557	8,163,934
<b>Total</b>	<b><u>\$ 1,161,389</u></b>	<b><u>\$ 9,677,992</u></b>

Amounts reported as deferred outflows of resources and deferred inflows of resources related to OPEB will be recognized in OPEB expense as follows:

<u>Year</u>	
2023	\$ (1,466,880)
2024	(1,466,880)
2025	(1,466,880)
2026	(1,514,601)
2027	(1,436,442)
Thereafter	<u>(1,164,920)</u>
<b>Total</b>	<b><u>\$ (8,516,603)</u></b>

**XV. Risk Management**

**A. General Information**

The District is exposed to various risks of loss related to injuries to employees, theft, damages, natural disasters, etc. These risks are covered by commercial insurance purchased from independent third parties. Settled claims from these risks have not exceeded commercial insurance coverage for the past two years.

**B. Workers' Compensation**

The District incurs costs related to the Wayne-Finger Lakes Area School Workers' Compensation Plan (Plan) sponsored by the Board of Cooperative Educational Services, of Ontario, Seneca, Yates, Cayuga and Wayne Counties and its component districts. The Plan's objectives are to furnish workers' compensation benefits to participating districts at a significant cost savings. Membership in the Plan may be offered to any component district of the Ontario, Seneca, Yates, Cayuga and Wayne Counties BOCES with the approval of the Board of Directors. Voluntary withdrawal from the Plan may be effective only once annually on the last day of the Plan year as may be established by the Board of Directors. Notice of the Intention to Withdraw must be given in writing to the Chairman of the Board of Directors and the Treasurer not less than one year prior to the end of the Plan year.

**( XV. ) (Continued)**

Plan membership is currently comprised of twenty-three districts. If a surplus of participants' assessments exists after the close of a Plan year, the Board may retain from such surplus an amount sufficient to establish and maintain a claim contingency fund. Surplus funds in excess of the amount transferred to or included in such contingency fund shall be applied in reduction of the next annual assessment or to the billing of Plan participants. All monies paid to the Treasurer by participants shall be commingled and administered as a common fund. No refunds shall be made to a participant and no assessments shall be charged to a participant other than the annual assessment. However, if it appears to the Board of Directors that the liabilities of the Plan will exceed its cash assets, after taking into account any "excess insurance", the Board shall determine the amount needed to meet such deficiency and shall assess such amount against all participants pro-rata per enrollee.

The Plan purchases, on an annual basis, stop-loss insurance to limit its exposure for claims paid.

The Plan establishes a liability for both reported and unreported insured events, which includes estimates of both future payments of losses and related claim adjustment expenses. However, because actual claims costs depend on complex factors, the process used in computing claims liabilities does not necessarily result in an exact amount. Such claims are based on the ultimate cost of claims (including future claim adjustment expenses) that have been reported but not settled and claims that have been incurred but not reported. Adjustments to claims liabilities are charged or credited to expenses in the periods in which they are made. During the year ended June 30, 2022, the Red Creek Central School District incurred premiums or contribution expenditures totaling \$106,068.

The Plan is audited on an annual basis and is available at the BOCES administrative offices. The most recent audit available for the year ended June 30, 2021 revealed that the Plan is fully funded.

**C. Unemployment**

District employees are entitled to coverage under the New York State Unemployment Insurance Law. The District has elected to discharge its liability to the New York State Unemployment Insurance Fund (the Fund) by the benefit reimbursement method, a dollar-for-dollar reimbursement to the fund for benefits paid from the fund to former employees. The District has established a self-insurance fund to pay these claims. There were no claim and judgment expenditures of this program for the 2021-22 fiscal year. The balance of the fund at June 30, 2022 was \$357,463 and is recorded in the General Fund as an Unemployment Insurance Reserve. In addition, as of June 30, 2022, no loss contingencies existed or were considered probable or estimable for incurred but not reported claims payable.

**XVI. Commitments and Contingencies**

**A. Litigation**

There are two pending cases against the District for which the financial outcome, if any, cannot be determined as of the date of this report.

**B. Grants**

The District has received grants, which are subject to audit by agencies of the State and Federal Governments. Such audits may result in disallowances and a request for a return of funds. Based on prior years' experience, the District's administration believes disallowances, if any, will be immaterial.

**XVII. Related Parties**

A Board of Education member is related to a District Clerk.

**XVIII. Tax Abatement**

The County of Wayne IDA, and the District enter into various property tax abatement programs for the purpose of Economic Development. As a result, the District property tax revenue was reduced \$30,212. The District received a PILOT payment totaling \$6,148 to help offset the abatement.

**XIX. COVID-19**

On January 30, 2020, the World Health Organization (“WHO”) announced a global health emergency because of a new strain of coronavirus (the “COVID-19 outbreak”) and the risks to the international community as the virus spreads globally beyond its point of origin. In March 2020, the WHO classified the COVID-19 outbreak as a pandemic, based on the rapid increase in exposure globally. The full impact of the COVID-19 outbreak continues to evolve as of the date of this report. As such, it is uncertain as to the full magnitude that the pandemic will have on the School’s financial condition, liquidity, voter approved budgets, and future results of operations. Management is actively monitoring the global situation on its financial condition, budgets, liquidity, operations, suppliers, industry, and workforce. Given the daily evolution of the COVID-19 outbreak and the global responses to curb its spread, the School is not able to estimate the effects of the COVID-19 outbreak on its results of operations, financial condition, or liquidity for fiscal year 2023.

In response to the COVID-19 outbreak, the Federal Government passed several COVID relief acts which include funding for elementary and secondary education. The School District was awarded three different stimulus packages known as Coronavirus Aid, Relief and Economic Security Act (CARES), Coronavirus Response and Relief Supplemental Appropriations Act (CRRSA), and the American Rescue Plan Act (ARPA). New York State Required the CARES funds to be reported in the General fund, as an offset to state aid reductions, referred to as the Pandemic Adjustment, while the CRRSA and ARPA funds are required to be reported in the special aid fund.

The District Federal stimulus spending can be found in the Schedule of Expenditures of Federal Awards on page 60 of this report.

**Required Supplementary Information**  
**RED CREEK CENTRAL SCHOOL DISTRICT, NEW YORK**  
**Schedule of Changes in District's Total OPEB Liability and Related Ratio**  
**For The Year Ended June 30, 2022**

<b>TOTAL OPEB LIABILITY</b>					
	<u><b>2022</b></u>	<u><b>2021</b></u>	<u><b>2020</b></u>	<u><b>2019</b></u>	<u><b>2018</b></u>
Service cost	\$ 1,448,769	\$ 1,357,031	\$ 1,320,149	\$ 1,375,069	\$ 1,335,018
Interest	747,449	724,276	1,028,641	905,825	853,389
Differences between expected and actual experiences	(1,775,102)	-	677,518	-	121,234
Changes of assumptions or other inputs	(8,136,952)	285,588	945,014	(2,447,189)	-
Benefit payments	(601,170)	(652,778)	(596,246)	(571,069)	(632,035)
<b>Net Change in Total OPEB Liability</b>	<b>\$ (8,317,006)</b>	<b>\$ 1,714,117</b>	<b>\$ 3,375,076</b>	<b>\$ (737,364)</b>	<b>\$ 1,677,606</b>
<b>Total OPEB Liability - Beginning</b>	<b>\$ 33,454,360</b>	<b>\$ 31,740,243</b>	<b>\$ 28,365,167</b>	<b>\$ 29,102,531</b>	<b>\$ 27,424,925</b>
<b>Total OPEB Liability - Ending</b>	<b>\$ 25,137,354</b>	<b>\$ 33,454,360</b>	<b>\$ 31,740,243</b>	<b>\$ 28,365,167</b>	<b>\$ 29,102,531</b>
 Covered Employee Payroll	 \$ 6,616,923	 \$ 6,548,554	 \$ 6,548,554	 \$ 7,925,684	 \$ 7,925,684
 Total OPEB Liability as a Percentage of Covered Employee Payroll	 379.89%	 510.87%	 484.69%	 357.89%	 367.19%

10 years of historical information is not available, and will be added each year subsequent to the year of implementation until 10 years of historical data is present.

**Required Supplementary Information**  
**RED CREEK CENTRAL SCHOOL DISTRICT, NEW YORK**  
**Schedule of the District's Proportionate Share of the Net Pension Liability**  
**For The Year Ended June 30, 2022**

<b>NYSERS Pension Plan</b>								
	<u>2022</u>	<u>2021</u>	<u>2020</u>	<u>2019</u>	<u>2018</u>	<u>2017</u>	<u>2016</u>	<u>2015</u>
Proportion of the net pension liability (assets)	0.0066551%	0.0070770%	0.0070569%	0.0061324%	0.006206%	0.006029%	0.006155%	0.062113%
Proportionate share of the net pension liability (assets)	\$ (544,027)	\$ 7,047	\$ 1,868,697	\$ 434,502	\$ 200,299	\$ 566,498	\$ 987,953	\$ 209,835
Covered-employee payroll	\$ 2,124,785	\$ 2,279,138	\$ 2,141,867	\$ 1,850,972	\$ 1,786,928	\$ 1,752,011	\$ 1,732,645	\$ 1,643,911
Proportionate share of the net pension liability (assets) as a percentage of its covered-employee payroll	-25.604%	0.309%	87.246%	23.474%	11.209%	32.334%	57.020%	12.764%
Plan fiduciary net position as a percentage of the total pension liability	103.65%	99.95%	86.39%	96.27%	98.24%	94.70%	90.70%	97.90%

<b>NYSTRS Pension Plan</b>								
	<u>2022</u>	<u>2021</u>	<u>2020</u>	<u>2019</u>	<u>2018</u>	<u>2017</u>	<u>2016</u>	<u>2015</u>
Proportion of the net pension liability (assets)	0.040770%	0.042984%	0.044420%	0.043834%	0.044504%	0.042815%	0.042943%	0.042057%
Proportionate share of the net pension liability (assets)	\$ (7,064,970)	\$ 1,187,768	\$ (1,154,030)	\$ (792,637)	\$ (338,276)	\$ 458,564	\$ (4,460,439)	\$ (4,684,929)
Covered-employee payroll	\$ 7,162,126	\$ 6,934,666	\$ 6,812,157	\$ 7,668,290	\$ 7,572,708	\$ 7,161,975	\$ 6,708,478	\$ 6,560,631
Proportionate share of the net pension liability (assets) as a percentage of its covered-employee payroll	-98.643%	17.128%	-16.941%	-10.337%	-4.467%	6.403%	-66.49%	-71.41%
Plan fiduciary net position as a percentage of the total pension liability	113.20%	97.80%	102.20%	101.53%	100.66%	99.01%	110.46%	111.48%

10 years of historical information is not available, and will be added each year subsequent to the year of implementation until 10 years of historical data is present.

**Required Supplementary Information**  
**RED CREEK CENTRAL SCHOOL DISTRICT, NEW YORK**  
**Schedule of District Contributions**  
**For The Year Ended June 30, 2022**

<b>NYSERS Pension Plan</b>								
	<u>2022</u>	<u>2021</u>	<u>2020</u>	<u>2019</u>	<u>2018</u>	<u>2017</u>	<u>2016</u>	<u>2015</u>
Contractually required contributions	\$ 323,334	\$ 310,476	\$ 293,373	\$ 267,808	\$ 268,542	\$ 265,203	\$ 332,933	\$ 311,145
Contributions in relation to the contractually required contribution	<u>(323,334)</u>	<u>(310,476)</u>	<u>(293,373)</u>	<u>(267,808)</u>	<u>(268,542)</u>	<u>(265,203)</u>	<u>(332,933)</u>	<u>(311,145)</u>
Contribution deficiency (excess)	<u>\$ -</u>	<u>\$ -</u>	<u>\$ -</u>	<u>\$ -</u>	<u>\$ -</u>	<u>\$ -</u>	<u>\$ -</u>	<u>\$ -</u>
Covered-employee payroll	\$ 2,124,785	\$ 2,279,138	\$ 2,141,867	\$ 1,850,972	\$ 1,786,928	\$ 1,752,011	\$ 1,732,645	\$ 1,643,911
Contributions as a percentage of covered-employee payroll	15.22%	13.62%	13.70%	14.47%	15.03%	15.14%	19.22%	18.93%

<b>NYSTRS Pension Plan</b>								
	<u>2022</u>	<u>2021</u>	<u>2020</u>	<u>2019</u>	<u>2018</u>	<u>2017</u>	<u>2016</u>	<u>2015</u>
Contractually required contributions	\$ 758,593	\$ 708,283	\$ 695,615	\$ 835,088	\$ 746,908	\$ 872,857	\$ 911,988	\$ 1,009,536
Contributions in relation to the contractually required contribution	<u>(758,593)</u>	<u>(708,283)</u>	<u>(695,615)</u>	<u>(835,088)</u>	<u>(746,908)</u>	<u>(872,857)</u>	<u>(911,988)</u>	<u>(1,009,536)</u>
Contribution deficiency (excess)	<u>\$ -</u>	<u>\$ -</u>	<u>\$ -</u>	<u>\$ -</u>	<u>\$ -</u>	<u>\$ -</u>	<u>\$ -</u>	<u>\$ -</u>
Covered-employee payroll	\$ 7,162,126	\$ 6,934,666	\$ 6,812,157	\$ 7,668,290	\$ 7,572,708	\$ 7,161,975	\$ 6,708,478	\$ 6,560,631
Contributions as a percentage of covered-employee payroll	10.59%	10.21%	10.21%	10.89%	9.86%	12.19%	13.59%	15.39%

10 years of historical information is not available, and will be added each year subsequent to the year of implementation until 10 years of historical data is present.

**Required Supplementary Information**  
**RED CREEK CENTRAL SCHOOL DISTRICT, NEW YORK**  
**Schedule of Revenues, Expenditures and Changes in Fund Balance -**  
**Budget (Non-GAAP Basis) and Actual - General Fund**  
**For The Year Ended June 30, 2022**

	<u>Original Budget</u>	<u>Amended Budget</u>	<u>Current Year's Revenues</u>	<u>Over (Under) Revised Budget</u>
<b>REVENUES</b>				
<b>Local Sources -</b>				
Real property taxes	\$ 4,028,452	\$ 4,028,452	\$ 4,047,236	\$ 18,784
Real property tax items	664,709	664,709	698,657	33,948
Non-property taxes	150,000	150,000	178,687	28,687
Charges for services	71,000	71,000	47,254	(23,746)
Use of money and property	39,000	39,000	1,031	(37,969)
Sale of property and compensation for loss	1,000	1,000	3,774	2,774
Miscellaneous	405,000	405,000	664,553	259,553
<b>State Sources -</b>				
Basic formula	16,166,862	16,166,862	13,241,701	(2,925,161)
Lottery aid	-	-	1,699,992	1,699,992
BOCES	1,297,523	1,297,523	1,242,404	(55,119)
Textbooks	63,272	63,272	46,367	(16,905)
<b>All Other Aid -</b>				
Computer software	15,101	15,101	27,105	12,004
Library loan	-	-	5,000	5,000
<b>Federal Sources</b>	-	-	150,231	150,231
<b>TOTAL REVENUES</b>	<u>\$ 22,901,919</u>	<u>\$ 22,901,919</u>	<u>\$ 22,053,992</u>	<u>\$ (847,927)</u>
<b>Other Sources -</b>				
Transfer - in	\$ -	\$ -	\$ 388	\$ 388
<b>TOTAL REVENUES AND OTHER SOURCES</b>	<u>\$ 22,901,919</u>	<u>\$ 22,901,919</u>	<u>\$ 22,054,380</u>	<u>\$ (847,539)</u>
Appropriated reserves	<u>\$ 445,000</u>	<u>\$ 770,000</u>		
Appropriated fund balance	<u>\$ 355,619</u>	<u>\$ 355,619</u>		
Prior year encumbrances	<u>\$ 750,346</u>	<u>\$ 750,346</u>		
<b>TOTAL REVENUES AND APPROPRIATED RESERVES/ FUND BALANCE</b>	<u>\$ 24,452,884</u>	<u>\$ 24,777,884</u>		

**Required Supplementary Information**  
**RED CREEK CENTRAL SCHOOL DISTRICT, NEW YORK**  
**Schedule of Revenues, Expenditures and Changes in Fund Balance -**  
**Budget (Non-GAAP Basis) and Actual - General Fund**  
**For The Year Ended June 30, 2022**

	<u>Original</u> <u>Budget</u>	<u>Amended</u> <u>Budget</u>	<u>Current</u> <u>Year's</u> <u>Expenditures</u>	<u>Encumbrances</u>	<u>Unencumbered</u> <u>Balances</u>
<b>EXPENDITURES</b>					
<b>General Support -</b>					
Board of education	\$ 26,125	\$ 28,488	\$ 26,081	\$ -	\$ 2,407
Central administration	242,865	254,466	209,966	4,500	40,000
Finance	394,565	421,211	400,741	-	20,470
Staff	73,500	193,781	191,178	471	2,132
Central services	2,118,252	2,210,860	2,029,249	98,255	83,356
Special items	187,075	281,658	247,116	-	34,542
<b>Instructional -</b>					
Instruction, administration and improvement	707,753	876,877	796,487	-	80,390
Teaching - regular school	5,334,540	5,278,594	4,465,371	4,813	808,410
Programs for children with handicapping conditions	2,972,306	2,967,609	2,549,204	606	417,799
Occupational education	350,200	350,200	264,186	-	86,014
Teaching - special schools	134,350	134,350	92,260	566	41,524
Instructional media	558,072	1,149,433	1,038,000	1,540	109,893
Pupil services	956,508	941,335	763,407	8,285	169,643
<b>Pupil Transportation</b>	1,635,154	1,635,942	1,164,588	4,891	466,463
<b>Employee Benefits</b>	5,983,327	4,778,788	4,205,514	-	573,274
<b>Debt service - principal</b>	1,815,000	1,996,500	1,841,463	-	155,037
<b>Debt service - interest</b>	860,292	833,792	828,441	-	5,351
<b>TOTAL EXPENDITURES</b>	<u>\$ 24,349,884</u>	<u>\$ 24,333,884</u>	<u>\$ 21,113,252</u>	<u>\$ 123,927</u>	<u>\$ 3,096,705</u>
<b>Other Uses -</b>					
Transfers - out	\$ 103,000	\$ 444,000	\$ 315,396	\$ -	\$ 128,604
<b>TOTAL EXPENDITURES AND OTHER USES</b>	<u>\$ 24,452,884</u>	<u>\$ 24,777,884</u>	<u>\$ 21,428,648</u>	<u>\$ 123,927</u>	<u>\$ 3,225,309</u>
<b>NET CHANGE IN FUND BALANCE</b>	<u>\$ -</u>	<u>\$ -</u>	<u>\$ 625,732</u>		
<b>FUND BALANCE, BEGINNING OF YEAR</b>	<u>7,786,107</u>	<u>7,786,107</u>	<u>7,786,107</u>		
<b>FUND BALANCE, END OF YEAR</b>	<u><u>\$ 7,786,107</u></u>	<u><u>\$ 7,786,107</u></u>	<u><u>\$ 8,411,839</u></u>		

**Note to Required Supplementary Information:**

A reconciliation is not necessary since encumbrances are presented in a separate column on this schedule.



**Supplementary Information**  
**RED CREEK CENTRAL SCHOOL DISTRICT, NEW YORK**  
**Schedule of Change From Adopted Budget To Final Budget**  
**And The Real Property Tax Limit**  
**For The Year Ended June 30, 2022**

**CHANGE FROM ADOPTED BUDGET TO FINAL BUDGET:**

Adopted budget		\$ 23,702,538
Prior year's encumbrances		750,346
<b>Original Budget</b>		<b>\$ 24,452,884</b>
Bus Purchase 21-22		325,000
<b>FINAL BUDGET</b>		<b>\$ 24,777,884</b>

**SECTION 1318 OF REAL PROPERTY TAX LAW LIMIT CALCULATION:**

2022-23 voter approved expenditure budget		\$ 24,181,814
<u>Unrestricted fund balance:</u>		
Assigned fund balance	\$ 941,599	
Unassigned fund balance	967,273	
Total Unrestricted fund balance	\$ 1,908,872	
<u>Less adjustments:</u>		
Appropriated fund balance	\$ 817,672	
Encumbrances included in assigned fund balance	123,927	
Total adjustments	\$ 941,599	
General fund fund balance subject to Section 1318 of Real Property Tax Law		967,273
<b>ACTUAL PERCENTAGE</b>		<b>4.00%</b>

Supplementary Information  
**RED CREEK CENTRAL SCHOOL DISTRICT, NEW YORK**  
**CAPITAL PROJECTS FUND**  
**Schedule of Project Expenditures**  
**For The Year Ended June 30, 2022**

Project Title	Expenditures					Unexpended Balance	Methods of Financing				Fund Balance
	Original Appropriation	Revised Appropriation	Prior Years	Current Year	Total		Obligations	Local Sources	State Sources	Total	
K-12 Additions/Alterations	\$ 13,969,389	\$ 13,969,389	\$ 13,969,389	\$ 1,950	\$ 13,971,339	\$ (1,950)	\$ 12,725,000	\$ 869,166	\$ 377,173	\$ 13,971,339	\$ -
K-12 Reconstruction	18,500,000	18,500,000	17,226,572	877,848	18,104,420	395,580	12,475,000	3,847,224	352,776	16,675,000	(1,429,420)
2020-21 Capital Outlay	100,000	100,000	99,612	388	100,000	-	-	100,000	-	100,000	-
2021-22 Capital Outlay	100,000	100,000	4,541	54,165	58,706	41,294	-	58,706	-	58,706	-
2021-2022 Bus Purchase	325,000	325,000	-	238,025	238,025	86,975	-	238,025	-	238,025	-
<b>TOTAL</b>	<b>\$ 32,994,389</b>	<b>\$ 32,994,389</b>	<b>\$ 31,300,114</b>	<b>\$ 1,172,376</b>	<b>\$ 32,472,490</b>	<b>\$ 521,899</b>	<b>\$ 25,200,000</b>	<b>\$ 5,113,121</b>	<b>\$ 729,949</b>	<b>\$ 31,043,070</b>	<b>\$ (1,429,420)</b>

**Supplementary Information**  
**RED CREEK CENTRAL SCHOOL DISTRICT, NEW YORK**  
**Combining Balance Sheet - Nonmajor Governmental Funds**  
**June 30, 2022**

	Special			Total	
	Revenue Funds		Debt		Nonmajor
	School	Miscellaneous			
	<u>Fund</u>	<u>Fund</u>	<u>Fund</u>	<u>Funds</u>	
<b>ASSETS</b>					
Cash and cash equivalents	\$ 385,953	\$ 108,907	\$ 782,503	\$ 1,277,363	
Investments	-	6,743	-	6,743	
Receivables	118,779	936	-	119,715	
Inventories	37,771	-	-	37,771	
Due from other funds	39	-	2,069	2,108	
<b>TOTAL ASSETS</b>	<b><u>\$ 542,542</u></b>	<b><u>\$ 116,586</u></b>	<b><u>\$ 784,572</u></b>	<b><u>\$ 1,443,700</u></b>	
<b>LIABILITIES AND FUND BALANCES</b>					
<b><u>Liabilities -</u></b>					
Accounts payable	\$ 56	\$ -	\$ -	\$ 56	
Accrued liabilities	5,387	-	-	5,387	
Due to other funds	104,970	-	-	104,970	
Due to other governments	407	-	-	407	
Unearned revenue	20,504	-	-	20,504	
<b>TOTAL LIABILITIES</b>	<b><u>\$ 131,324</u></b>	<b><u>\$ -</u></b>	<b><u>\$ -</u></b>	<b><u>\$ 131,324</u></b>	
<b><u>Fund Balances -</u></b>					
Nonspendable	\$ 37,771	\$ -	\$ -	\$ 37,771	
Restricted	-	116,586	784,572	901,158	
Assigned	373,447	-	-	373,447	
<b>TOTAL FUND BALANCE</b>	<b><u>\$ 411,218</u></b>	<b><u>\$ 116,586</u></b>	<b><u>\$ 784,572</u></b>	<b><u>\$ 1,312,376</u></b>	
<b>TOTAL LIABILITIES AND FUND BALANCES</b>	<b><u>\$ 542,542</u></b>	<b><u>\$ 116,586</u></b>	<b><u>\$ 784,572</u></b>	<b><u>\$ 1,443,700</u></b>	

**Supplementary Information**  
**RED CREEK CENTRAL SCHOOL DISTRICT, NEW YORK**  
**Combined Revenues, Expenditures and Changes in Fund Balances**  
**Nonmajor Governmental Funds**  
**For The Year Ended June 30, 2022**

	Special Revenue Funds			Debt Service Fund	Total Nonmajor Governmental Funds
	School Lunch Fund	Miscellaneous Special Revenue Fund			
<b>REVENUES</b>					
Use of money and property	\$ 41	\$ -	\$ 156	\$ 197	
Miscellaneous	21,417	20,219	-	41,636	
State sources	10,784	-	-	10,784	
Federal sources	555,832	-	-	555,832	
Sales	37,186	-	-	37,186	
<b>TOTAL REVENUES</b>	<b>\$ 625,260</b>	<b>\$ 20,219</b>	<b>\$ 156</b>	<b>\$ 645,635</b>	
<b>EXPENDITURES</b>					
Employee benefits	\$ 69,741	\$ -	\$ -	\$ 69,741	
Cost of sales	220,279	-	-	220,279	
Other expenses	220,568	29,737	-	250,305	
<b>TOTAL EXPENDITURES</b>	<b>\$ 510,588</b>	<b>\$ 29,737</b>	<b>\$ -</b>	<b>\$ 540,325</b>	
<b>EXCESS (DEFICIENCY) OF REVENUES OVER EXPENDITURES</b>	<b>\$ 114,672</b>	<b>\$ (9,518)</b>	<b>\$ 156</b>	<b>\$ 105,310</b>	
<b>OTHER FINANCING SOURCES (USES)</b>					
Transfers - in	\$ -	\$ -	\$ 1,950	\$ 1,950	
<b>TOTAL OTHER FINANCING SOURCES (USES)</b>	<b>\$ -</b>	<b>\$ -</b>	<b>\$ 1,950</b>	<b>\$ 1,950</b>	
<b>NET CHANGE IN FUND BALANCE</b>	<b>\$ 114,672</b>	<b>\$ (9,518)</b>	<b>\$ 2,106</b>	<b>\$ 107,260</b>	
<b>FUND BALANCE, BEGINNING OF YEAR</b>	<b>296,546</b>	<b>126,104</b>	<b>782,466</b>	<b>1,205,116</b>	
<b>FUND BALANCE, END OF YEAR</b>	<b>\$ 411,218</b>	<b>\$ 116,586</b>	<b>\$ 784,572</b>	<b>\$ 1,312,376</b>	

**Supplementary Information**  
**RED CREEK CENTRAL SCHOOL DISTRICT, NEW YORK**  
**Net Investment in Capital Assets/ Right to Use Assets**  
**For The Year Ended June 30, 2022**

<b>Capital assets/ right to use assets, net</b>		\$ 43,737,665
<b>Deduct:</b>		
Bond payable	\$ 14,960,000	
Capital leases	5,214	
Unamortized bond premium	2,198,192	
Assets purchased with short-term financing	1,429,420	
Retainage Payable	<u>20,959</u>	
		<u>18,613,785</u>
<b>Net Investment in Capital Assets/Right to Use Assets</b>		<b><u><u>\$ 25,123,880</u></u></b>

**Supplementary Information**  
**RED CREEK CENTRAL SCHOOL DISTRICT, NEW YORK**  
**SCHEDULE OF EXPENDITURES OF FEDERAL AWARDS**  
**For The Year Ended June 30, 2022**

<u>Grantor / Pass - Through Agency</u> <u>Federal Award Cluster / Program</u>	<u>Assistance</u> <u>Listing</u> <u>Number</u>	<u>Grantor</u> <u>Number</u>	<u>Pass-Through</u> <u>Agency</u> <u>Number</u>	<u>Total</u> <u>Expenditures</u>
<b>U.S. Department of Education:</b>				
<b><u>Indirect Programs:</u></b>				
<b><u>Passed Through NYS Education Department -</u></b>				
<b><u>Special Education Cluster IDEA -</u></b>				
Special Education - Grants to States (IDEA, Part B)	84.027	N/A	0032-22-1041	\$ 190,351
Special Education - Preschool Grants (IDEA Preschool)	84.173	N/A	0033-22-1041	9,350
<b>Total Special Education Cluster IDEA</b>				<b>\$ 199,701</b>
<b><u>Education Stabilization Fund -</u></b>				
CRRSA - ESSER 2	84.425D	N/A	5891-21-1255	\$ 344,416
ARP - ESSER 3	84.425U	N/A	5880-21-1255	177,592
<b>Total Education Stabilization Fund</b>				<b>\$ 522,008</b>
Title IIA - Supporting Effective Instruction State Grant	84.367	N/A	0147-21-3595	3,243
Title IIA - Supporting Effective Instruction State Grant	84.367	N/A	0147-22-3595	39,977
Title IV - Student Support and Enrichment Program	84.424	N/A	0204-21-3595	21,731
Title IV - Student Support and Enrichment Program	84.424	N/A	0204-22-3595	18,833
Title V - Rural & Low Income Schools	84.358	N/A	0006-21-3595	16,185
Title I - Grants to Local Educational Agencies	84.010	N/A	0021-21-3595	430
Title I - Grants to Local Educational Agencies	84.010	N/A	0021-22-3595	380,537
<b><u>Passed Through Lyons CSD -</u></b>				
21st Century Grant (2020-21)	84.287	N/A	N/A	30,083
21st Century Grant (2021-22)	84.287	N/A	N/A	171,254
<b><u>Passed Through North Rose-Wolcott CSD</u></b>				
21st Century Grant (2020-21)	84.287	N/A	N/A	2,215
21st Century Grant (2021-22)	84.287	N/A	N/A	205,150
<b><u>Passed Through Sodus CSD</u></b>				
Title III - Immigrant	84.365	N/A	N/A	880
<b>Total U.S. Department of Education</b>				<b>\$ 1,612,227</b>
<b>U.S. Department of Health and Human Services:</b>				
<b><u>Direct Program:</u></b>				
<b><u>Passed through Northern Wayne CSD -</u></b>				
Mental Health Awareness Training (2021-22)	94.243	N/A	N/A	\$ 311
<b><u>Passed through Newark CSD</u></b>				
School Climate Transformation Grant (2020-21)	84.184G	N/A	N/A	25,624
School Climate Transformation Grant (2021-22)	84.184G	N/A	N/A	79,495
<b>Total U.S. Department of Health and Human Services</b>				<b>\$ 105,430</b>
<b>U.S. Department of Agriculture:</b>				
<b><u>Indirect Programs:</u></b>				
<b><u>Passed Through NYS Education Department -</u></b>				
<b><u>Child Nutrition Cluster -</u></b>				
National School Lunch Program	10.555	N/A	N/A	\$ 356,725
National School Lunch Program - Supply Chain Assistance Funds	10.555	N/A	N/A	4,706
National School Lunch Program-Non-Cash Assistance (Commodities)	10.555	N/A	N/A	38,358
National School Lunch Program - Emergency Operational Costs	10.555	N/A	N/A	2,628
Summer Food Service Program - COVID	10.559	N/A	N/A	5,390
National School Breakfast Program	10.553	N/A	N/A	146,823
<b>Total Child Nutrition Cluster</b>				<b>\$ 554,630</b>
Pandemic EBT Administrative Costs	10.649	N/A	N/A	1,202
<b>Total U.S. Department of Agriculture</b>				<b>\$ 555,832</b>
<b>TOTAL EXPENDITURES OF FEDERAL AWARDS</b>				<b>\$ 2,273,489</b>

(See Independent Auditors' Report)

**Report on Internal Control Over Financial Reporting  
and on Compliance and Other Matters Based on an Audit  
of Financial Statements Performed in Accordance With  
*Government Auditing Standards***

**Independent Auditors' Report**

To the Board of Education  
Red Creek Central School District, New York

We have audited, in accordance with auditing standards generally accepted in the United States of America and the standards applicable to financial audits contained in *Government Auditing Standards* issued by the Comptroller General of the United States, the financial statements of the governmental activities, each major fund, and the aggregate remaining fund information of the Red Creek Central School District as of and for the year ended June 30, 2022, and the related notes to the financial statements, which collectively comprise the District's basic financial statements, and have issued our report thereon dated October 12, 2022.

***Internal Control over Financial Reporting***

In planning and performing our audit of the financial statements, we considered the District's internal control over financial reporting (internal control) as a basis for designing procedures that are appropriate in the circumstances for the purpose of expressing our opinions on the financial statements, but not for the purpose of expressing an opinion on the effectiveness of the District's internal control. Accordingly, we do not express an opinion on the effectiveness of the District's internal control.

A *deficiency in internal control* exists when the design or operation of a control does not allow management or employees in the normal course of performing their assigned functions, to prevent, or detect and correct misstatements on a timely basis. A *material weakness* is a deficiency, or a combination of deficiencies, in internal control, such that there is a reasonable possibility that a material misstatement of the entity's financial statements will not be prevented or detected and corrected on a timely basis. A *significant deficiency* is a deficiency, or a combination of deficiencies, in internal control that is less severe than a material weakness, yet important enough to merit attention by those charged with governance.

Our consideration of internal control was for the limited purpose described in the first paragraph of this section and was not designed to identify all deficiencies in internal control that might be material weaknesses or significant deficiencies. Given these limitations, during our audit we did not identify any deficiencies in internal control that we consider to be material weaknesses. However, material weaknesses may exist that have not been identified.

### ***Compliance and Other Matters***

As part of obtaining reasonable assurance about whether Red Creek Central School District's financial statements are free from material misstatement, we performed tests of its compliance with certain provisions of laws, regulations, contracts, and grant agreements, noncompliance with which could have a direct and material effect on the financial statements. However, providing an opinion on compliance with those provisions was not an objective of our audit and, accordingly, we do not express such an opinion. The results of our tests disclosed no instances of noncompliance or other matters that are required to be reported under *Government Auditing Standards*.

### ***Purpose of this Report***

The purpose of this report is solely to describe the scope of our testing of internal control and compliance and the results of that testing, and not to provide an opinion on the effectiveness of the District's internal control or on compliance. This report is an integral part of an audit performed in accordance with *Government Auditing Standards* in considering the District's internal control and compliance. Accordingly, this communication is not suitable for any other purpose.

*Mengel, Metzger, Barw & Co. LLP*

Rochester, New York  
October 12, 2022