



CLCS Board LCAP Update
June 15, 2023



Nea LCAP Annual Update

What is the LCAP:

- Local Control Accountability Plan
- Holds schools accountable to “local” stakeholders (learners, families, staff, and local district)
- Outlines how school aligns funding to data-based needs
- Approved by boards, submitted to County

Goal 1

•Goal One: Access to Broad and Challenging Curriculum focuses on closing the achievement gap in the areas on the California School Dashboard includes targeted action for improved standards-based instruction and a focus on meeting UC a-g requirements.

Successes:

1. **Office Hours**
2. **UV Homework Club & Office Hours**
3. **2 Deans of Students (LV & UV)**
4. **2 part time reading interventionists**
5. **Continued MTSS revamp**

Challenges:

1. **Meeting level of emotional need for staff & learners**
2. **Staffing changes**
3. **Truancy**
4. **Limited data informed instructional practices**



Goal 2

•Goal Two: Positive School Environment, Climate, and Culture with Equity at the Core and Support for the whole child program to provide safe and well-maintained facilities and positive learning climates and instructional practices that are culturally responsive, challenge bias, and support the academic, social, emotional, and physical needs of students. Actions include attendance, use of surveys to inform Nea with stakeholder input, and an updated school safety plan.

Successes:

1. **Staff & Learner Centered Professional Development**
2. **Mastery Based Grading Launch**
3. **Field Trips**
4. **Book Fair**
5. **Clear and consistent discipline practices**
6. **Consistent use of Toolbox strategies**
7. **Improved 504 management and communication**

Challenges:

1. **Facilitator turnover**
2. **Truancy**
3. **Covid recovery - academic/socioemotional gaps**
4. **Tier 2 Intervention**

Goal 3

•Goal Three: Focus on Family, Community, and Staff Engagement with actions to support meaningful parent/guardian participation and engagement with the school as a place of family and community support.

Successes:

- 1. PTSA continued commitment to the school**
 - a. Nea Night Out**
 - b. Walk-a-thon**
 - c. Facilitator Appreciation**
- 2. In person Expo Nights**
- 3. Schoolwide events**
- 4. Field Trips for all learners**
- 5. LV CCCs & Ninja Star Cards**

Challenges:

- 1. Lack of clear timeline of events; date changes**
- 2. Lack of CCCs at UV, missed opportunities for large scale community building**
- 3. Lack of meaningful engagement and participation across our multiple family subgroups**

Goal 4

•Goal Four: Quality Leadership, Teaching, and Learning with an evident system-wide, unifying vision that equips and empowers all stakeholders to provide optimal student learning opportunities and outcomes with actions to retain quality teachers, support new teacher training, and quality professional development in ELA, Mathematics, ELD using Project Based Learning.

Successes:


- 1. MTSS Training & collaboration time**
- 2. Equity training, coaching and support for the administration team**
- 3. Reintroduced UV science and history fair**
- 4. Responsive professional development around de-escalation and individual reflection**

Challenges:


- 1. Finding joy & sustainability within adult spaces**
- 2. Midyear staffing changes**
- 3. Sharing high school staff with ACLC, therefore they missed PD with Nea**



22/23 Data *(as of June 2023)*



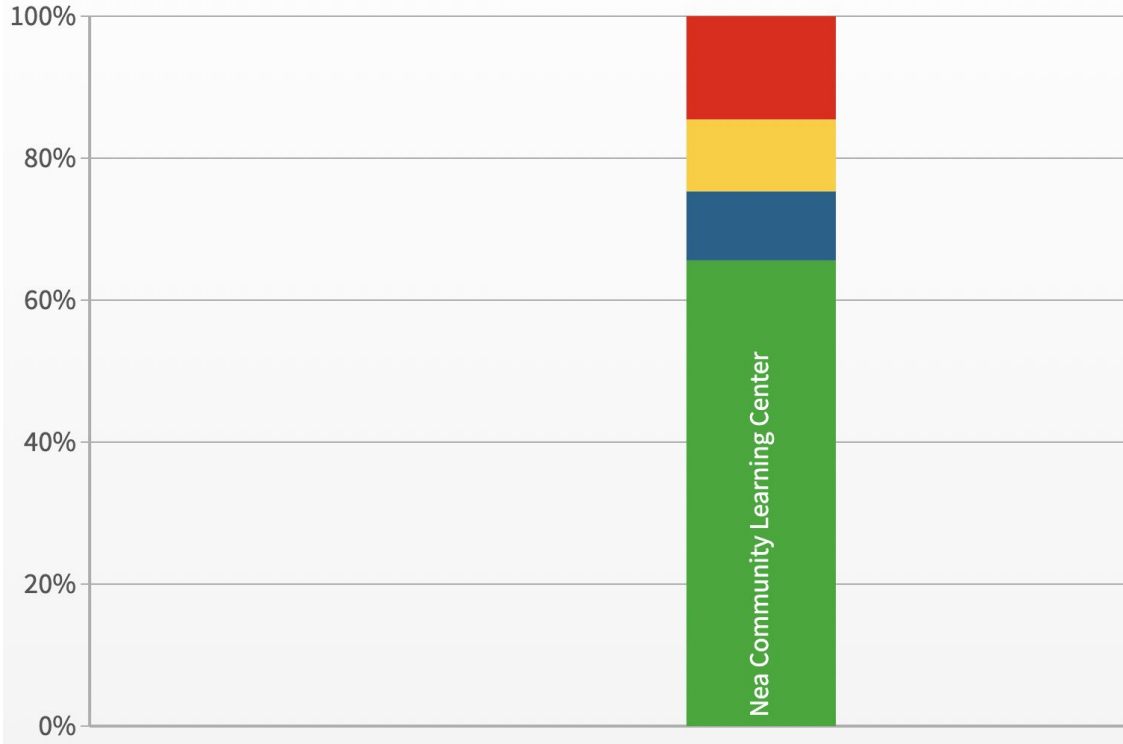
Math - UV MAP Assessment

	FALL 2022-2023 ACHIEVEMENT				WINTER 2022-2023 ACHIEVEMENT								
Grade	Median Percentile	Achievement Percentiles			Median Percentile	Achievement Percentiles			Number of Students 				
Grade 6	32nd	55%	5	17%	17%	6	14th	50%	22%	17%	5	6%	18
Grade 7	24th	45%	19%	16%	13%	7%	34th	35%	23%	19%	13%	10%	31
Grade 8	20th	43%	26%	22%	9%	22nd	39%	39%	13%	9%	23		
Grade 10	20th	53%	16%	26%	5	22nd	42%	42%	11%	5	19		
Grade 11	37th	38%	19%	8%	12%	23%	44th	31%	12%	15%	19%	23%	26
Grade 12	44th	17%	13%	48%	13%	9%	39th	9%	39%	22%	17%	13%	23

Increase in achievement across all grade yet, there is still a substantial distance between learners meeting and exceeding grade level.

Math - LV Star Assessment


Intervention Screening Report - Math



Benchmark Categories (District):

At/Above Benchmark	65.6%
On Watch	9.7%
Intervention	10.1%
Urgent Intervention	14.6%
No Data	0%

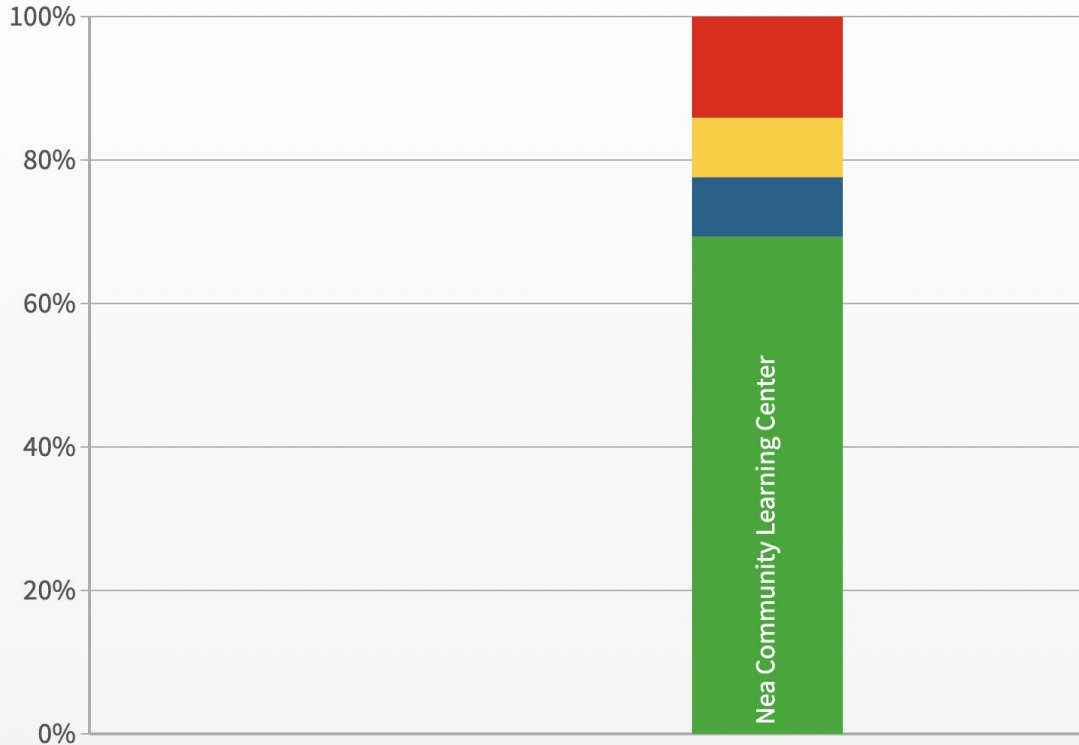
ELA - UV MAP Assessment

	FALL 2022-2023 ACHIEVEMENT				WINTER 2022-2023 ACHIEVEMENT								
Grade	Median Percentile	Achievement Percentiles				Median Percentile	Achievement Percentiles				Number of Students 		
Grade 6	47th	30%	10%	5	35%	20%	54th	30%	15%	20%	20%	15%	20
Grade 8	24th	56%	33%	11%	7th	78%	11%	11%	9				
Grade 10	26th	31%	19%	25%	25%	22nd	44%	25%	19%	12%	16		
Grade 11	18th	53%	23%	12%	12%	21st	35%	47%	12%	6%	17		
Grade 12	36th	26%	22%	26%	22%	4	41st	17%	26%	35%	4	18%	23






Percentiles Key: ● 1st to 20th ● 21st to 40th ● 41st to 60th ● 61st to 80th ● >80th

Reading - LV Star Assessment

Intervention Screening Report - Reading

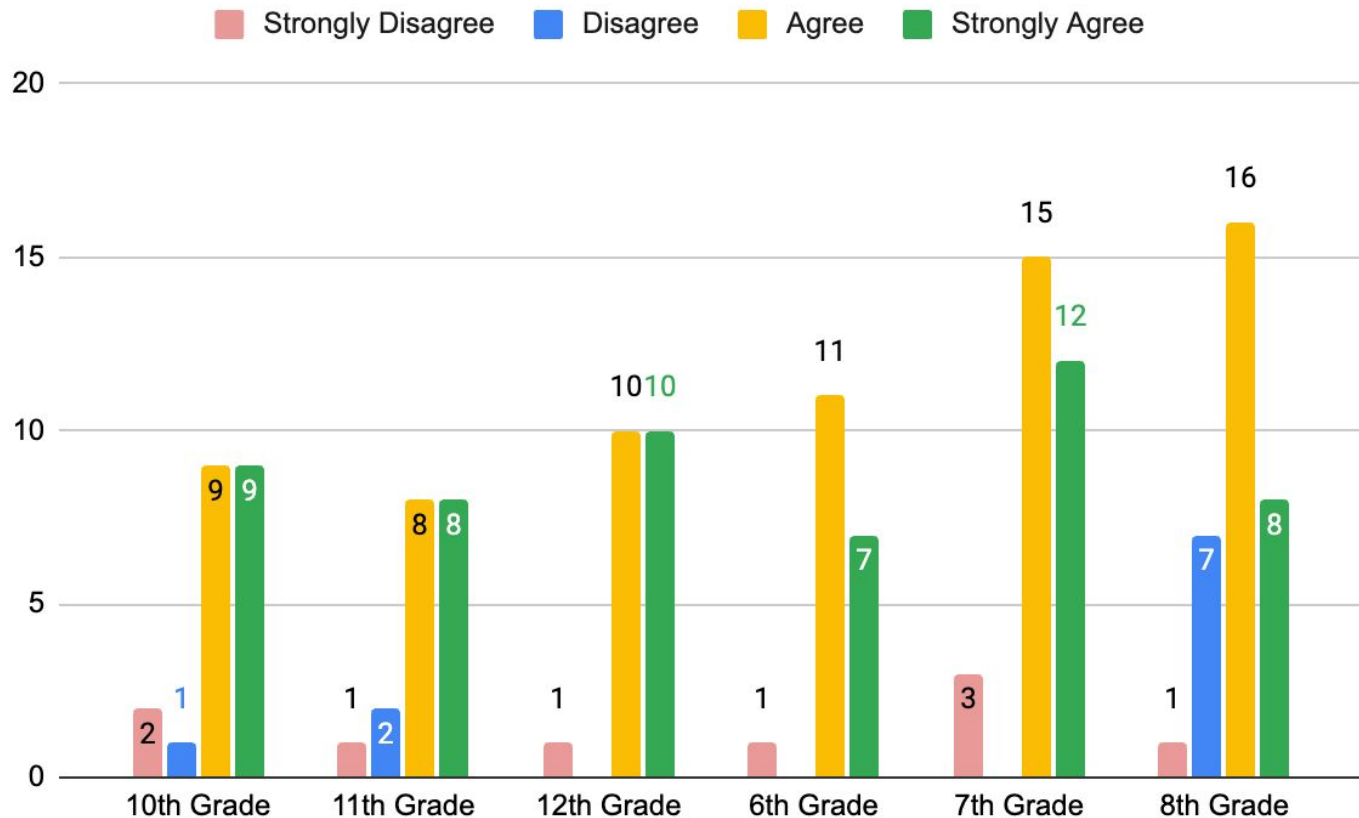


Benchmark Categories (District):

 At/Above Benchmark	69.3%
 On Watch	8.3%
 Intervention	8.3%
 Urgent Intervention	14.1%
 No Data	

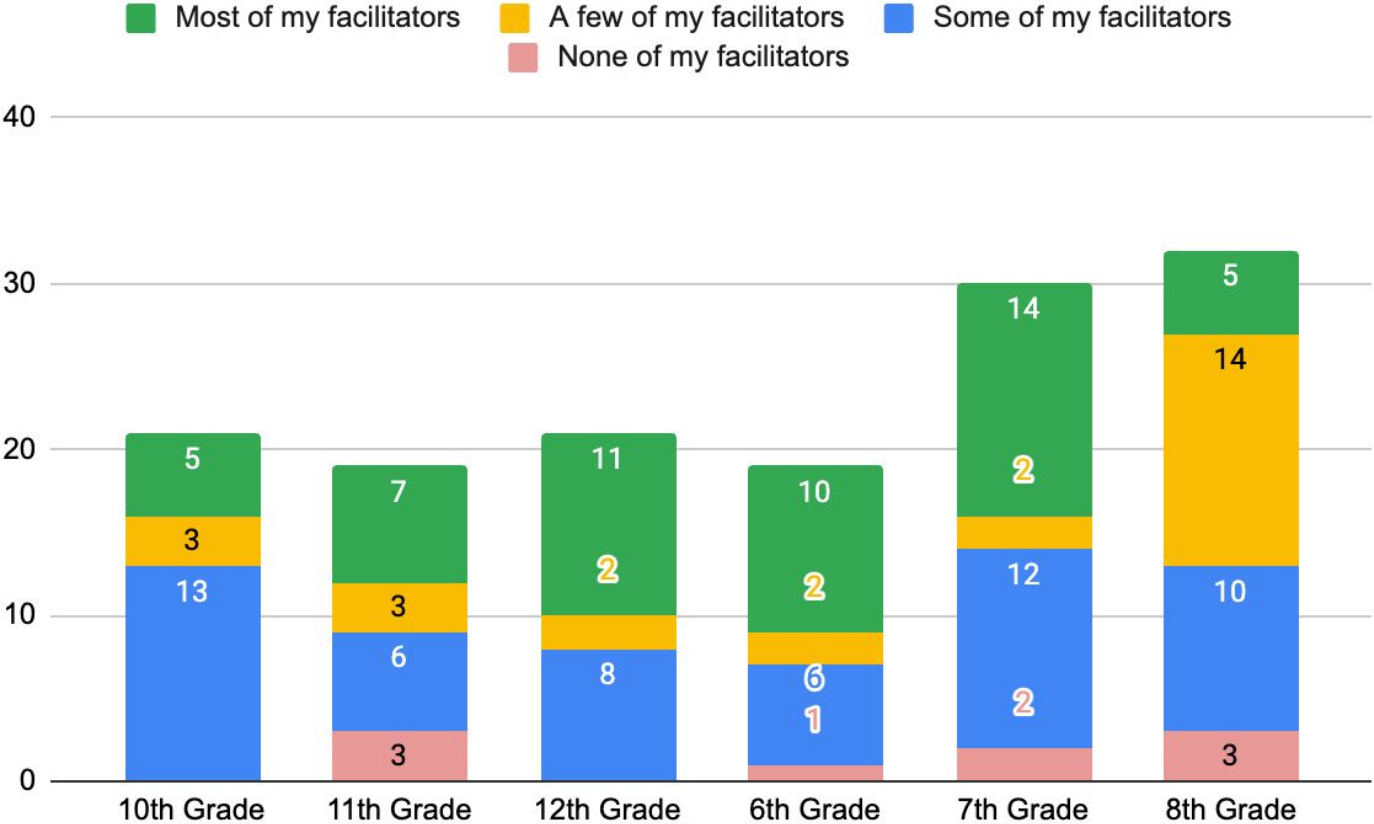
UV-I have at least 2 adults I trust on campus...

87% have at least 2 adults on campus they trust



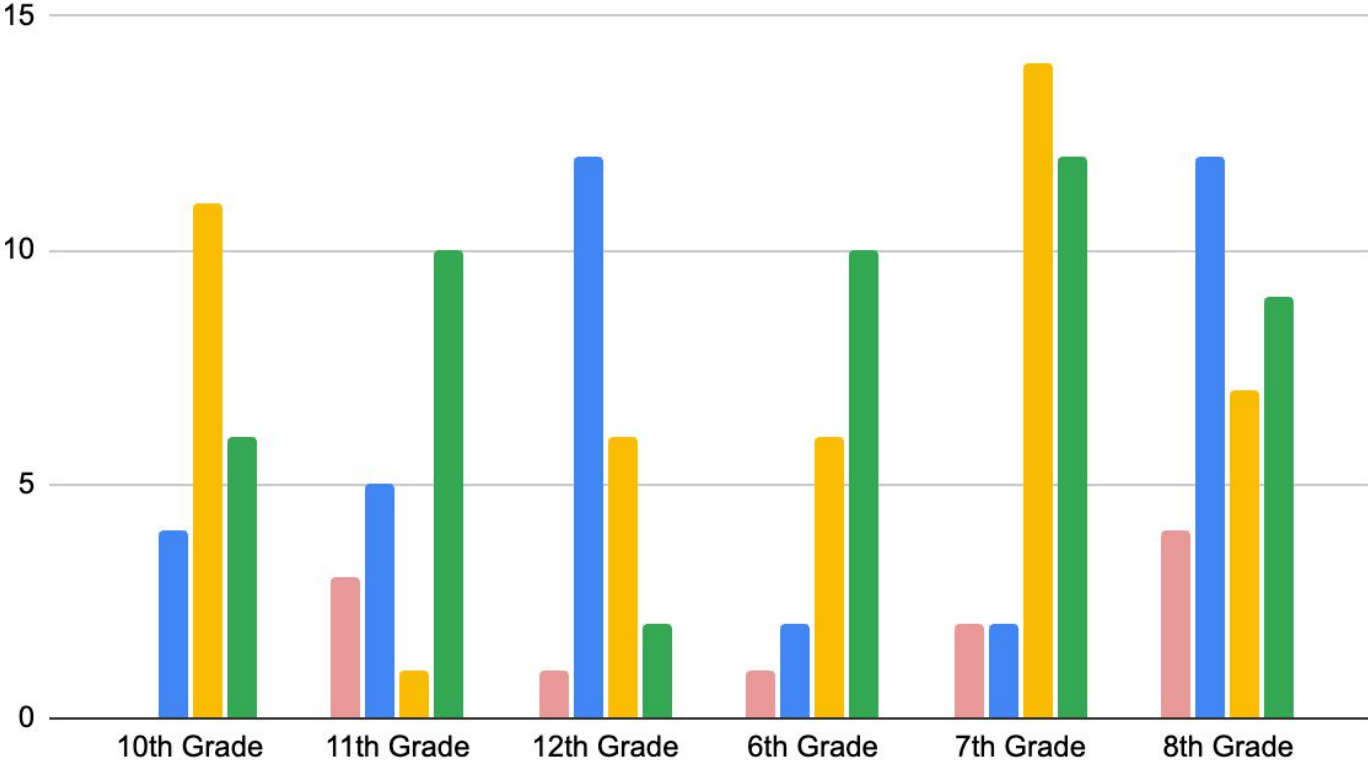
UV-I feel heard and respected by my classroom facilitators

55% feel heard and respected some or most facilitators



UV-I feel heard and respected by administration

No administrators Few administrators Some administrators Most administrators



66% feel heard and respected some or most admin

Work for 2023-24

Based on our LCAP goals and the data that we have collected we will make adjustments to increase service to meet learner needs through:

Breathing life into the Nea principles across TK-12; with a specific and more intentional focus on UV

Staff Coaching and Retention

- PD for all facilitators to include targeted instructional practices, SEL, equity and joy
- Hone in on math and literacy instruction best practices and curriculum

Assessment

- Clearer and more intentional assessment calendar and time to make data informed decisions about instructional practices

Continuing revamp of MTSS w/ the use of CLCS MTSS handbook

Parent/Family/Community Engagement

- Increase engagement of families from diverse backgrounds through creative and intentional measures

Questions?
Comments?