


Latitude 3340: Visual Guide to your Computer

1. Front View




1 Camera and Microphone	2 LCD Panel
3 Power On Button	4 LED Status Light
5 Touchpad	6 Keyboard Bezel
7 Keyboard	

3. Top View



1 Network LED Light	2 Top cover
3 Battery	

5. Left View




1 Power Connector	2 Ethernet Connector (RJ-45)
3 Air Vents	4 HDMI Connector
5 Mini DisplayPort Connector	6 USB 3.0 Connector with PowerShare

6. Right View



1 Memory Card reader	2 Audio Connector
3 LED Status Light x4	4 USB 3.0 Connector
5 Security Cable Slot	



1 Hard Drive LED	2 Battery Status LED
3 WiFi LED	4 Power LED