

Canvas for Parents

Canvas Parent enhances the potential for parents to engage in their children's education. Parents can review upcoming or past assignments, check on grades, and receive alerts for student activity.

Canvas Parent can be used by any Canvas user with an observer account and is available for both Android and iOS devices.

Please follow the steps below to create a parent Canvas account and pair it with your student's account.

[Please visit this URL for more resources including Canvas Parent Guide for iOS and Canvas Parent Guide for Android](#)

1. How to Create a Pairing Code

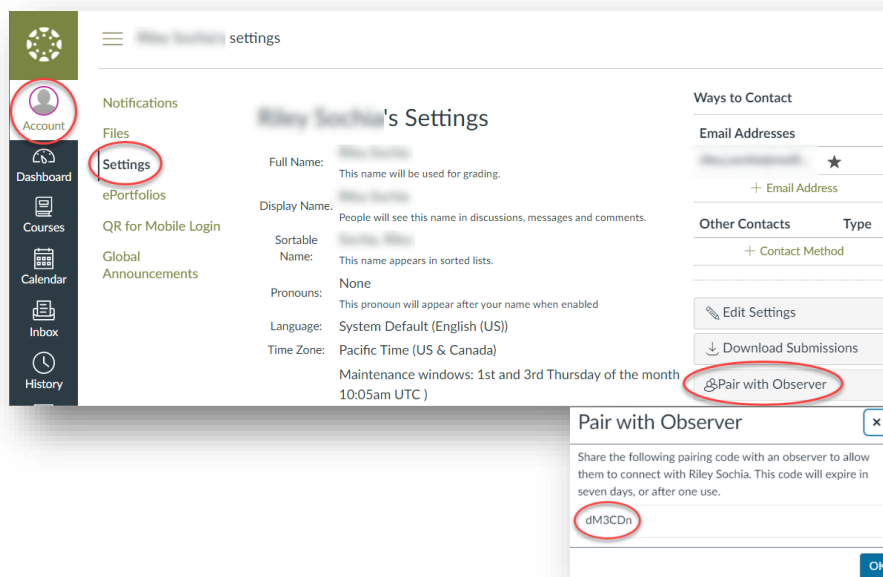
- a. Have your student log into Canvas by selecting the Canvas Student app on HelloID



- b. Have your student select Account, Settings and Pair with Observer

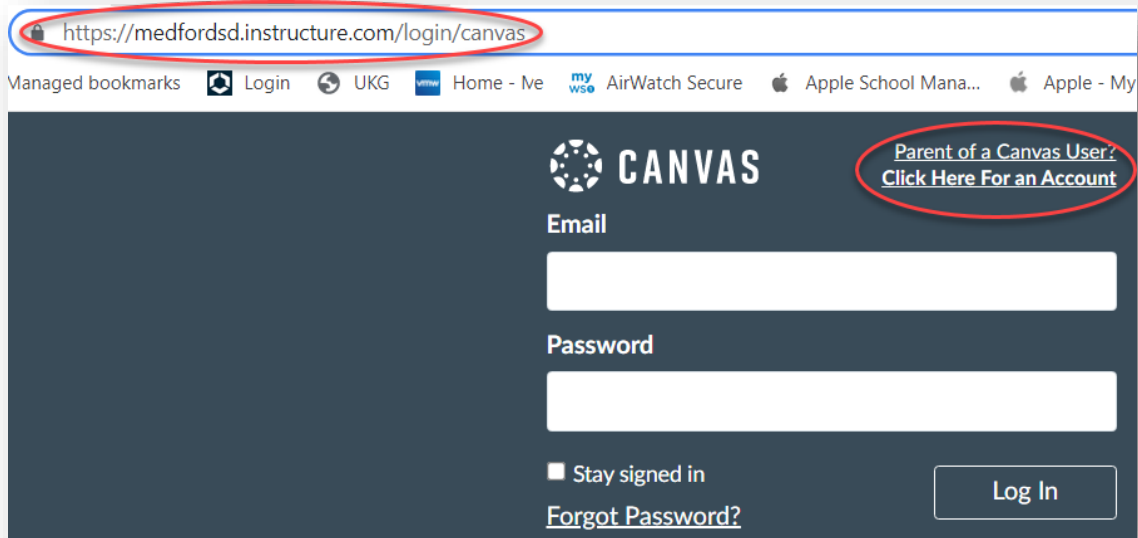
** Note – the pairing code will expire within 7 days, or after being used*

- i. Selecting Pair with Observer will create a pairing code



2. How to Sign Up for a Canvas Account as a Parent

- a. In a browser window, enter the URL <https://medfordsd.instructure.com/login/canvas>



Managed bookmarks Login UKG Home - Ie my wso AirWatch Secure Apple School Mana... Apple - My

CANVAS

Parent of a Canvas User?
Click Here For an Account

Email

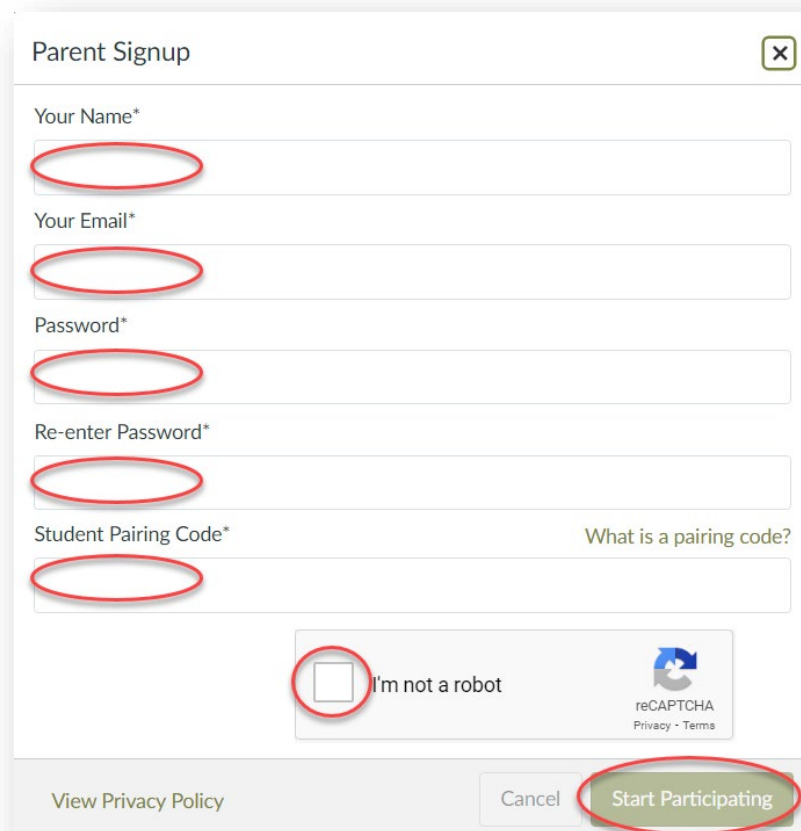
Password

Stay signed in

[Forgot Password?](#)

Log In

- b. Complete the Parent Signup information and then select Start Participating



Parent Signup

Your Name*

Your Email*

Password*

Re-enter Password*

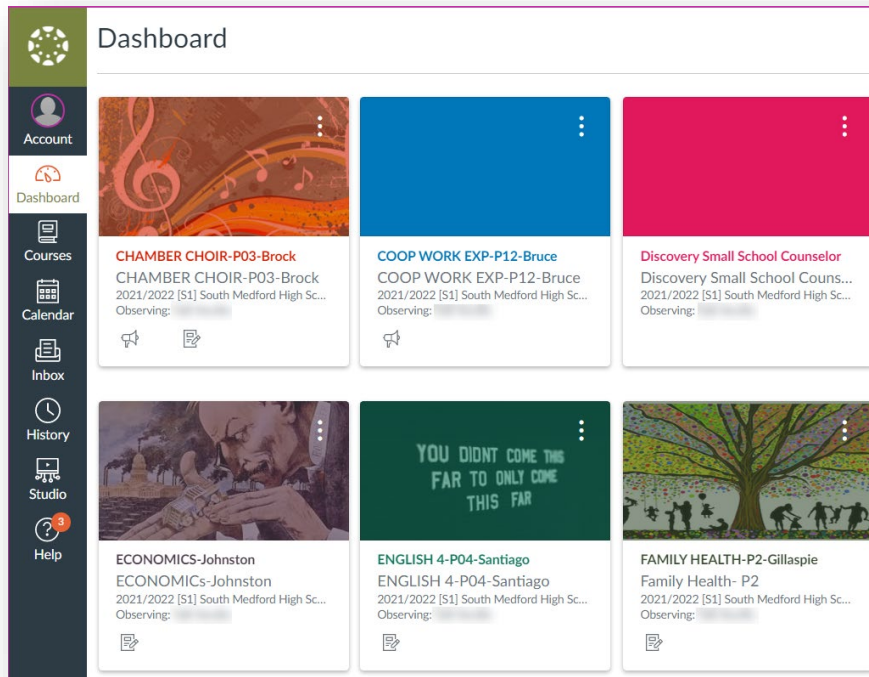
Student Pairing Code* [What is a pairing code?](#)

I'm not a robot

reCAPTCHA
Privacy - Terms

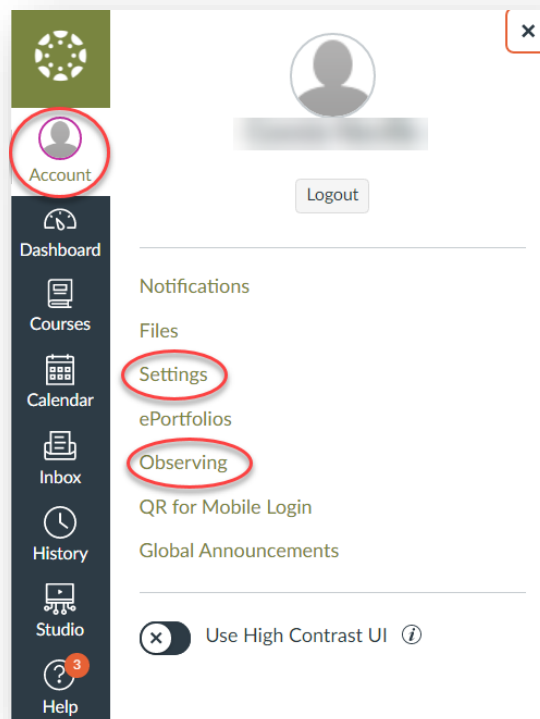
[View Privacy Policy](#) Cancel **Start Participating**

c. You will then be taken to your Canvas Dashboard



3. How to Link Additional Students to Your Account

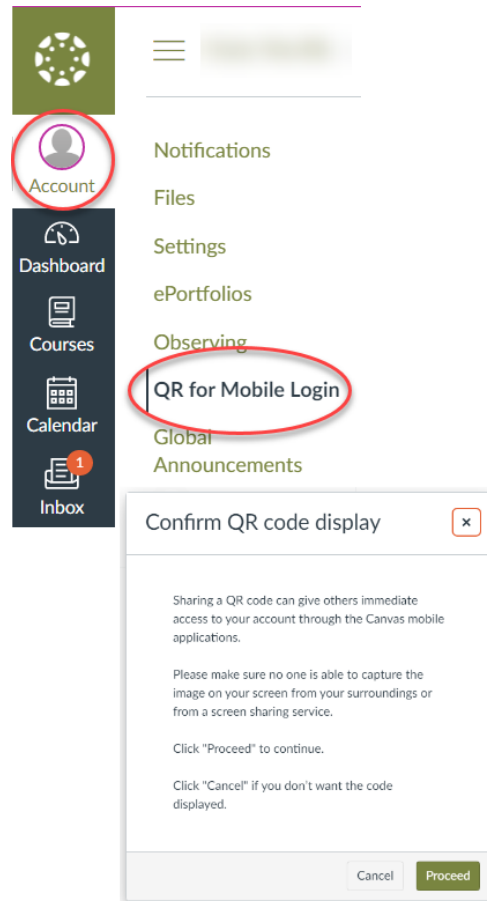
a. In the parent account, select Account, Settings and then Observing, where you will add your student's pairing code



4. How to use the Parent Canvas mobile app

* Note – this should be done on a computer, not a mobile device or Chromebook

- a. Follow the steps above for creating a parent Canvas account and pairing it with your student's account
- b. Once in Canvas, select Account, then QR for Mobile Login then confirm QR code display



- c. Use the QR code on the computer screen in *your own account* for the mobile app

