

1. Go to msdvpn.medford.k12.or.us



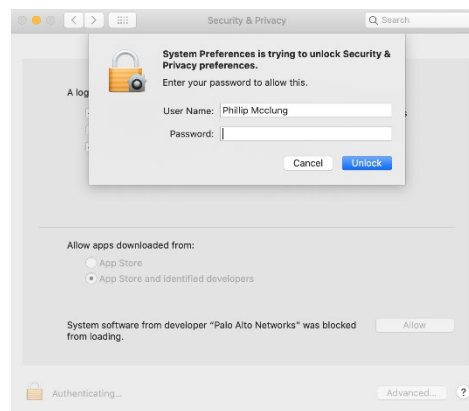
2. Input Network Login Credentials



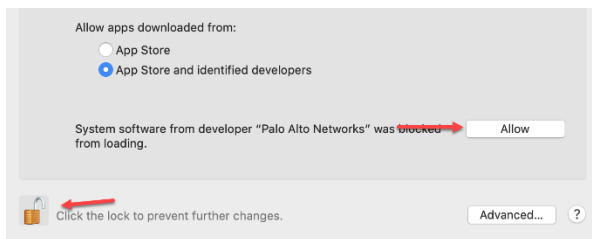
3. Download Mac Version



4. Press Continue



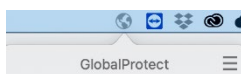
5. Input local Credentials if asked for



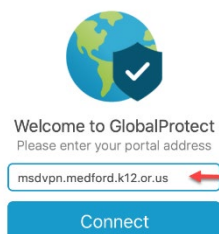
6. Click unlock


7. Input local credentials

8. Click allow

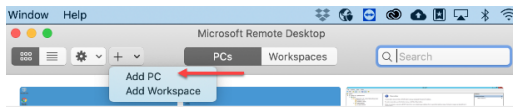


9. Fill out address msdvpn.medford.k12.or.us

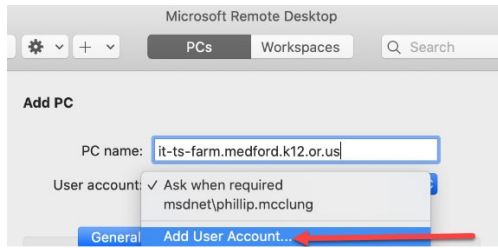




10. Search app store for **Microsoft Remote Desktop**

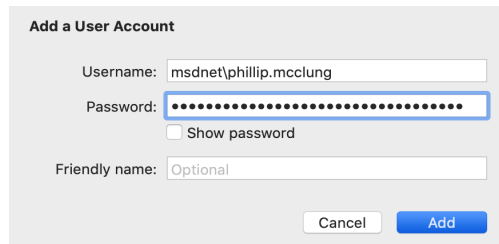


11. Add pc



12. Connect to **it-ts-farm.medford.k12.or.us**

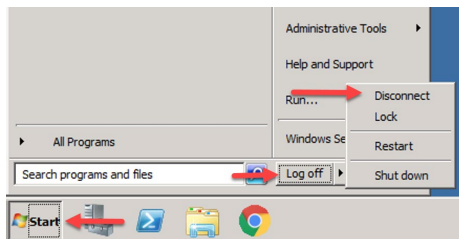
13. Add user account



14. Fill in your info **msdnet\first.last**

School Password

15. Double click **it-ts-farm.medford.k12.or.us** to connect



When done

18. Click **start**

19. **Log Off**

20. **Disconnect**

